

**WAVE**<sup>TM</sup>

The music meditation experience you can feel

## WELCOME TO WAVE™

Please use the link in your confirmation email to download and sign in to the WAVE™ app. If you didn't receive the email, please finish registering at

**[www.wavemeditation.com/register](http://www.wavemeditation.com/register)**




WAVE



## CHARGING YOUR WAVE™ BOLSTER

The WAVE™ Bolster can only be charged using the charger provided. The charger is not intended for use with any other devices.

We recommend charging your bolster overnight to ensure a full battery.



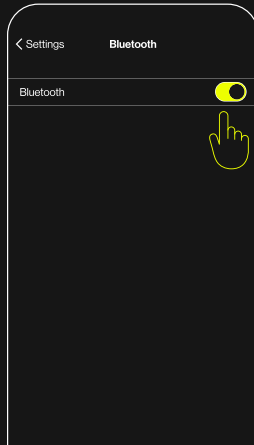
## POWERING ON YOUR WAVE™ BOLSTER

Press the power button for three seconds to power on the bolster. The LED light will turn blue when the bolster is on.

## PAIRING YOUR WAVE™ BOLSTER

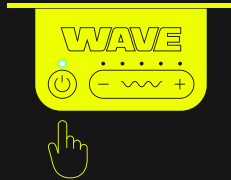
1

Turn Bluetooth on in your smartphone by going to Settings > Bluetooth.




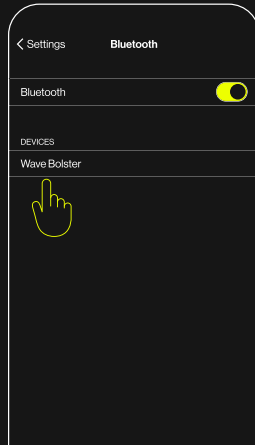
2

Press and hold the power button on the bolster interface down until the blue light starts blinking.



3

Select "Wave Bolster" in your smartphone settings to connect. Light will stay solid blue when Bluetooth is paired.



## CONTROLLING THE VIBRATIONS

Press (-) or (+) buttons on the bolster interface to control the vibration intensity. Five illuminated LED lights indicates the highest vibration setting.

One illuminated LED light indicates the lowest vibration setting.

## USING YOUR WAVE™ BOLSTER

We recommend using the bolster in two ways:



LIE DOWN ON IT

OR



SIT AGAINST IT

## Specifications

<b>DIMENSIONS</b>	28"D x 12"W x 5"H
<b>HEADPHONES OUTPUT</b>	20mW
<b>SPEAKER OUTPUT</b>	Low Frequency Vibrator 10W x 2
<b>BATTERY</b>	Lithium-ion 5000mAh
<b>POWER</b>	USB C 12V DC 3A
<b>WIRELESS DISTANCE</b>	~ 30 feet
<b>BLUETOOTH</b>	Version 5.0
<b>CHARGING TIME</b>	~ 7 hours
<b>ADAPTER MODEL</b>	HYT-1203000
<b>ADAPTER INPUT</b>	AC 100-240V ~50/60Hz 0.8A MAX
<b>ADAPTER OUTPUT</b>	12.0V ~3.0A
<b>ADAPTER MANUFACTURER</b>	Shenzhen Yi Mi Yue Technology Co., LTD

Made in China

## Safety Instructions

### VENTILATION AND HEAT SOURCES

Do not place the bolster or headphones in direct sunlight or near heat sources such as radiators or fires.

### CANDLES AND OPEN FLAMES

Do not place lit candles or tea-lights on top of, or at the sides of the bolster or headphones. Do not allow any open flames near the bolster.

### LIQUIDS AND GREASE

Keep the bolster and headphones away from water, drinks, grease, etc.

### CARE FOR THE BATTERY

Do not store the bolster for extended periods with the battery completely discharged. Keep the battery charged as much as possible to extend the life of your bolster.



## WARNING

Do not step or stand on the bolster.

Do not toss the bolster around. This may cause malfunction.

For charging safety, use only the charger provided.

Do not let children use product without supervision, to avoid danger or asphyxiation, in case headphone cable winds around children's neck.

Do not cover bolster when in use to avoid overheating. Do not use bolster in heated places like direct sunshine, or when left inside car in sunshine. Overheating may cause damage, fire, or electric shock.



## CAUTION

Do not open, or attempt to open, the casing. There are no user-serviceable parts inside. Failure to adhere to the instructions provided will invalidate the warranty.

This bolster features an internal Lithium-ion battery, please treat with care. Improper charging or use may result in fire, personal injury and damage to property.

Please see care label on the inside of the removable bolster cover for cleaning instructions.

Do not use the bolster in a wet or dusty environment. Bolster should not get wet with any liquid such as water.

This product is designed for home environment and indoor use only.

Bolster weight capacity limit: 300 lbs



## CORRECT DISPOSAL OF THIS PRODUCT

Waste Electrical & Electronic Equipment (WEEE)

The crossed out wheeled bin is intended to show that this appliance must not be placed with ordinary household waste at the end of its useful life. To prevent possible harm to the environment or human health from uncontrolled waste disposal, please keep separate from other household waste and recycle it responsibly to promote the sustainable reuse of material resources.

Household users should contact either the retailer where you purchased the product, or their local government office for details of where and how you can take this item for environmentally safe recycling. Business users should contact their supplier and check the terms and conditions of the purchase contract. This product must not be mixed with other commercial wastes for disposal.



Declaration for EU Compliance Operation Frequency Band/Max. RF power transmitted: 2402-2480MHz, 0dBm

Hereby, Wave Meditation Inc. declares that the radio equipment WAV-BOL-BK1 is in compliance with Directive 2014/53/EU. The full text of the EU declaration of conformity is available at the following internet address: [www.wavemeditation.com/faqs](http://www.wavemeditation.com/faqs)

### CAUTION

Danger of explosion if battery is incorrectly replaced.  
Replace only with the same or equivalent type.

Batteries shall not be exposed to excessive heat such as sunshine, fire or the like.

## RF EXPOSURE COMPLIANCE STATEMENT

This equipment complies with IC RSS-102 radiation exposure limits set forth for an uncontrolled environment. This transmitter must not be co-located or operating in conjunction with any other antenna or transmitter.

Cet équipement est conforme aux limites d'exposition aux radiations IC CNR-102 établies pour un environnement non contrôlé. Cet émetteur ne doit pas être situé ou fonctionner conjointement avec une autre antenne ou un autre émetteur.

## ISED COMPLIANCE STATEMENT

This device contains license-exempt transmitter(s)/receiver(s) that comply with Innovation, Science and Economic Development Canada's license-exempt RSS(s). Operation is subject to the following two conditions:

1. This device may not cause interference.
2. This device must accept any interference, including interference that may cause undesired operation of the device.

L'émetteur exempt de licence contenu dans le présent appareil est conforme aux CNR d'Innovation, Sciences et Développement économique Canada applicables aux appareils radio exempts de licence.

L'exploitation est autorisée aux deux conditions suivantes :

1. L'appareil ne doit pas produire de brouillage;
2. L'appareil doit accepter tout brouillage radioélectrique subi, même si le brouillage est susceptible d'en compromettre le fonctionnement.

## FCC WARNING STATEMENTS

This device complies with Part 15 of the FCC Rules. Operation is subject to the following two conditions: (1) this device may not cause harmful interference, and (2) this device must accept any interference received, including interference that may cause undesired operation.

Caution: The user is cautioned that changes or modifications not expressly approved by the party responsible for compliance could void the user's authority to operate the equipment.

Note: This equipment has been tested and found to comply with the limits for a Class B digital device, pursuant to part 15 of the FCC Rules. These limits are designed to provide reasonable protection against harmful interference in a residential installation. This equipment generates uses and can radiate radio frequency energy and, if not installed and used in accordance with the instructions, may cause harmful interference to radio communications.

However, there is no guarantee that interference will not occur in a particular installation. If this equipment does cause harmful interference to radio or television reception, which can be determined by turning the equipment off and on, the user is encouraged to try to correct the interference by one or more of the following measures:

- Reorient or relocate the receiving antenna.
- Increase the separation between the equipment and receiver.
- Connect the equipment into an outlet on a circuit different from that to which the receiver is connected.
- Consult the dealer or an experienced radio/TV technician for help.

## WARRANTY

For more information about  
our warranty or product please visit:

[www.wavemeditation.com/faqs](http://www.wavemeditation.com/faqs)

**WAVE™**