

APPENDIX B: TEST RESULTS OF WI-FI 802.11 B/G/N/AX

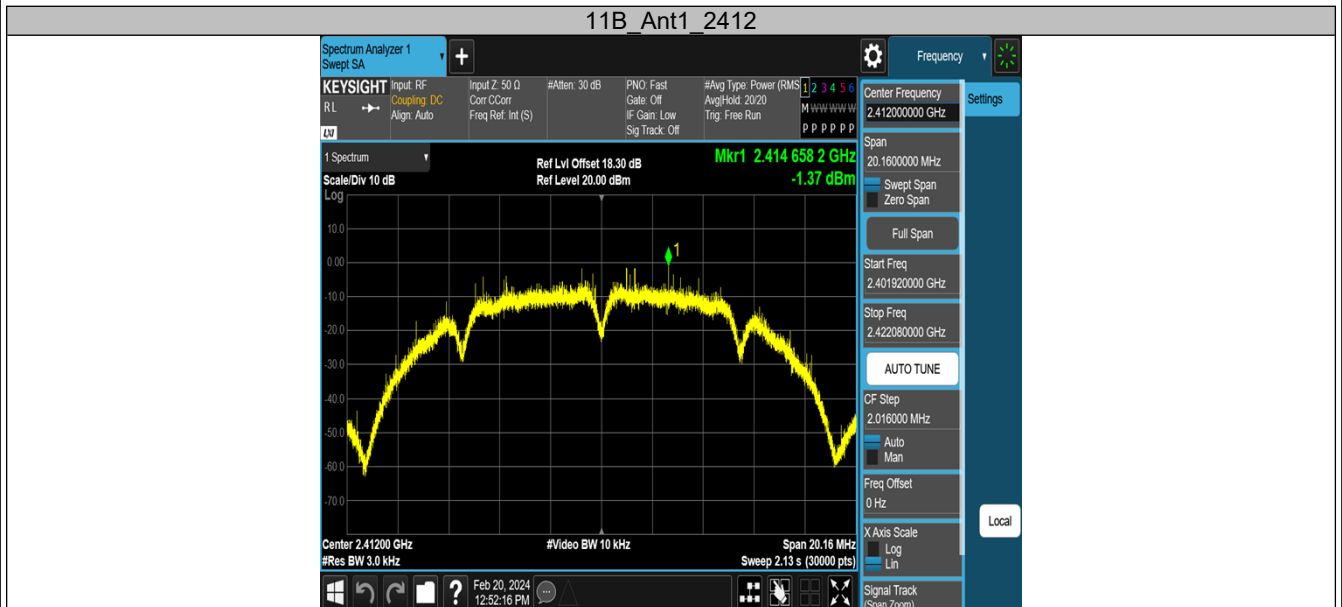
APPENDIX B: TEST RESULTS OF WI-FI 802.11 B/G/N/AX	1
APPENDIX B.1: CONDUCTED PEAK POWER SPECTRAL DENSITY	2
APPENDIX B.2: 6dB BANDWIDTH	7
APPENDIX B.3: 99% BANDWIDTH	12
APPENDIX B.4: CONDUCTED SPURIOUS EMISSIONS MEASURED IN 100 KHZ BANDWIDTH	17
APPENDIX B.5: RADIATED SPURIOUS EMISSIONS	34
APPENDIX B.6: RADIATED EMISSIONS IN RESTRICTED BANDS	62
APPENDIX B.7: CONDUCTED EMISSION ON AC MAINS	74

APPENDIX B.1: CONDUCTED PEAK POWER SPECTRAL DENSITY

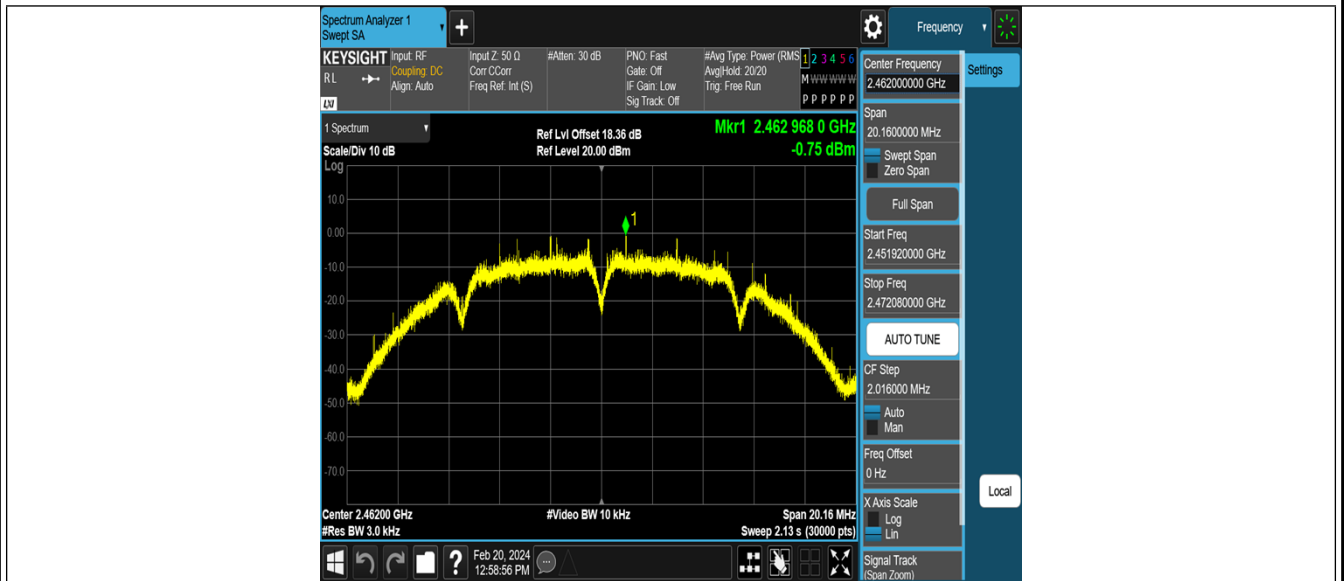
Test Result

TestMode	Antenna	Channel	Result[dBm/3-100kHz]	Limit[dBm/3kHz]	Verdict
11B	Ant1	2412	-1.37	≤8.00	PASS
		2437	-0.64	≤8.00	PASS
		2462	-0.75	≤8.00	PASS
11G	Ant1	2412	-4.98	≤8.00	PASS
		2437	-5.72	≤8.00	PASS
		2462	-3.54	≤8.00	PASS
11N20SISO	Ant1	2412	-5.04	≤8.00	PASS
		2437	-5.64	≤8.00	PASS
		2462	-1.72	≤8.00	PASS
11AX20SISO	Ant1	2412	-8.10	≤8.00	PASS
		2437	-5.41	≤8.00	PASS
		2462	-5.61	≤8.00	PASS

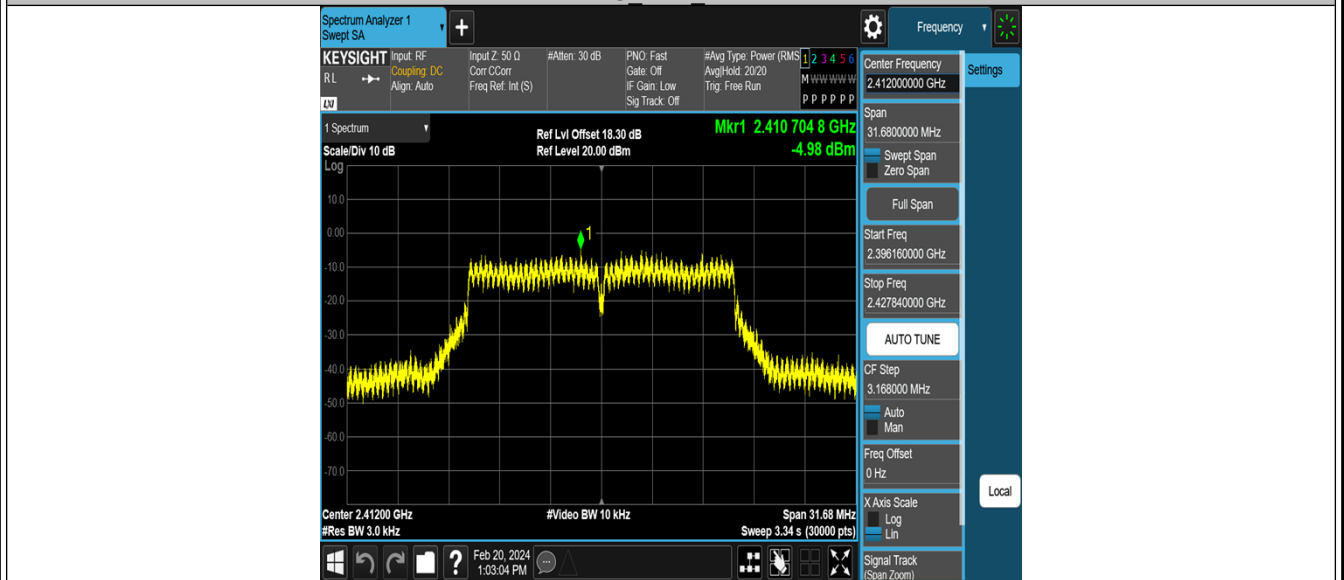
Test Graphs



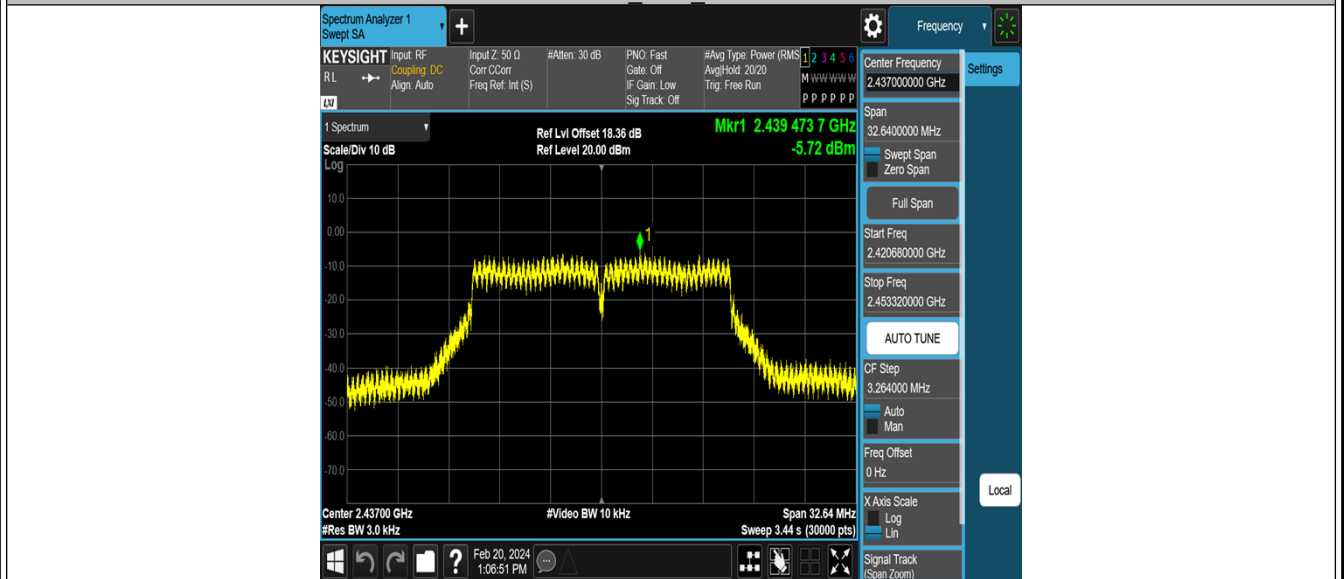
11B_Ant1_2462



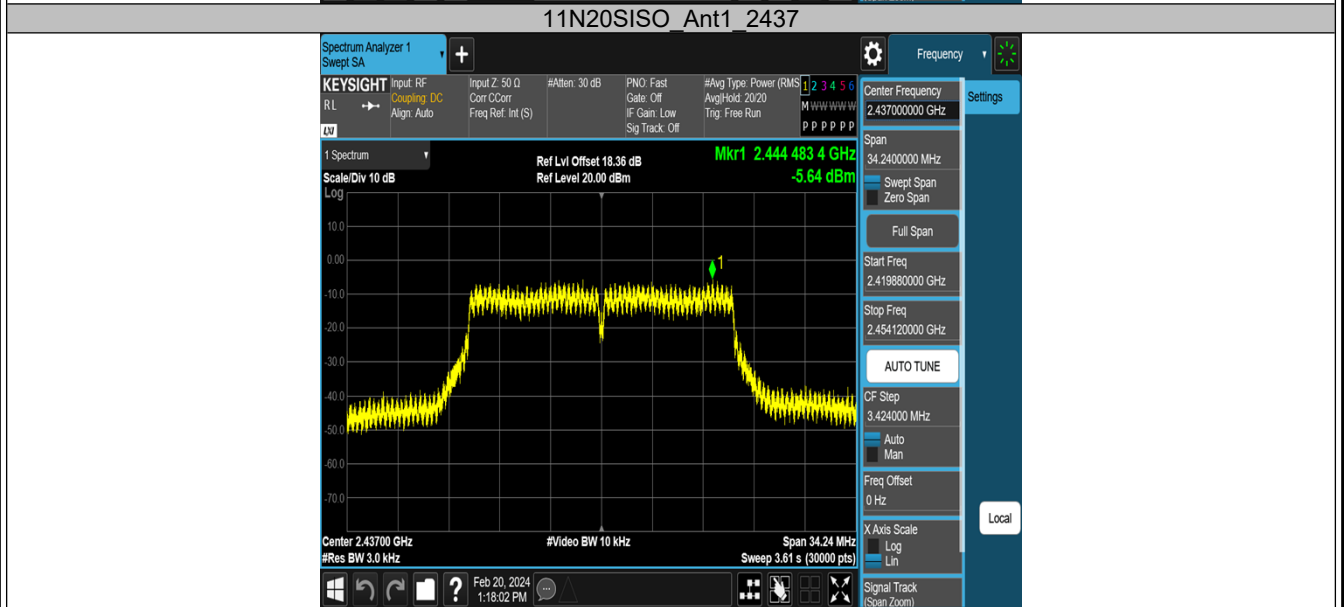
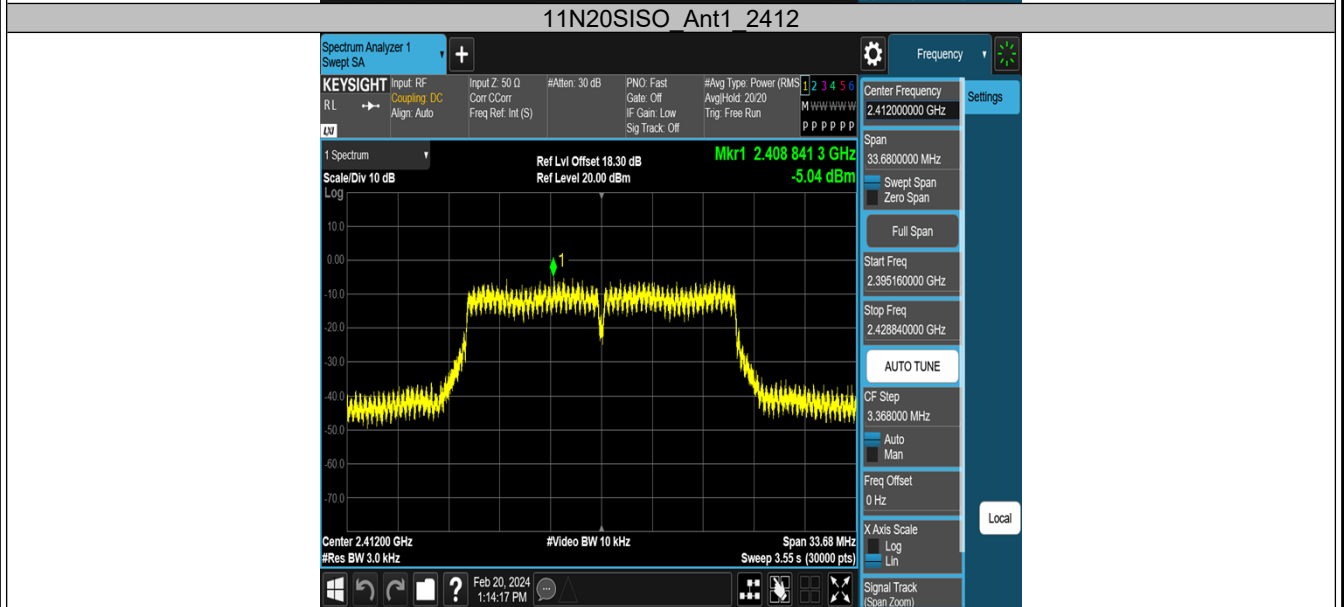
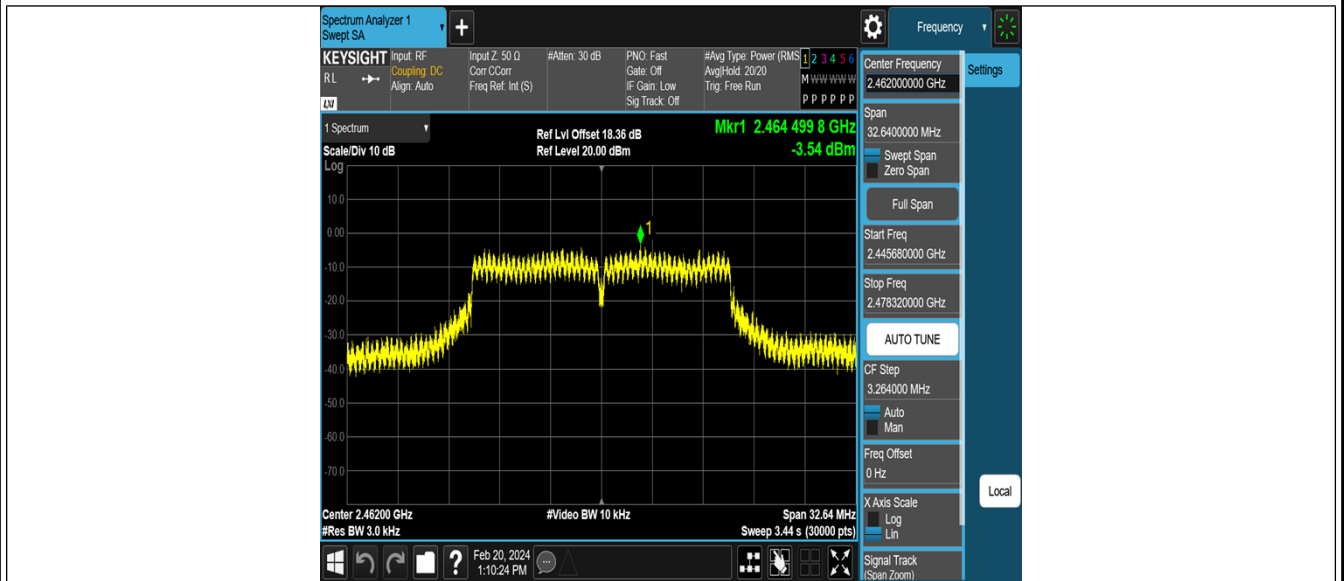
11G Ant1 2412

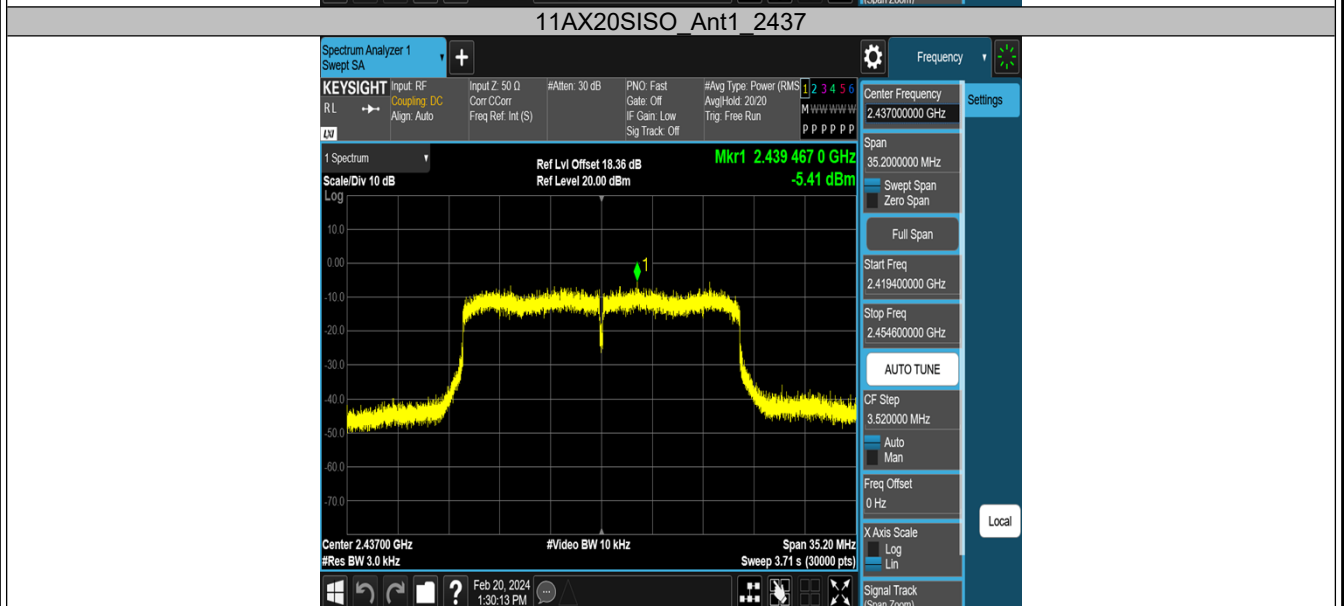
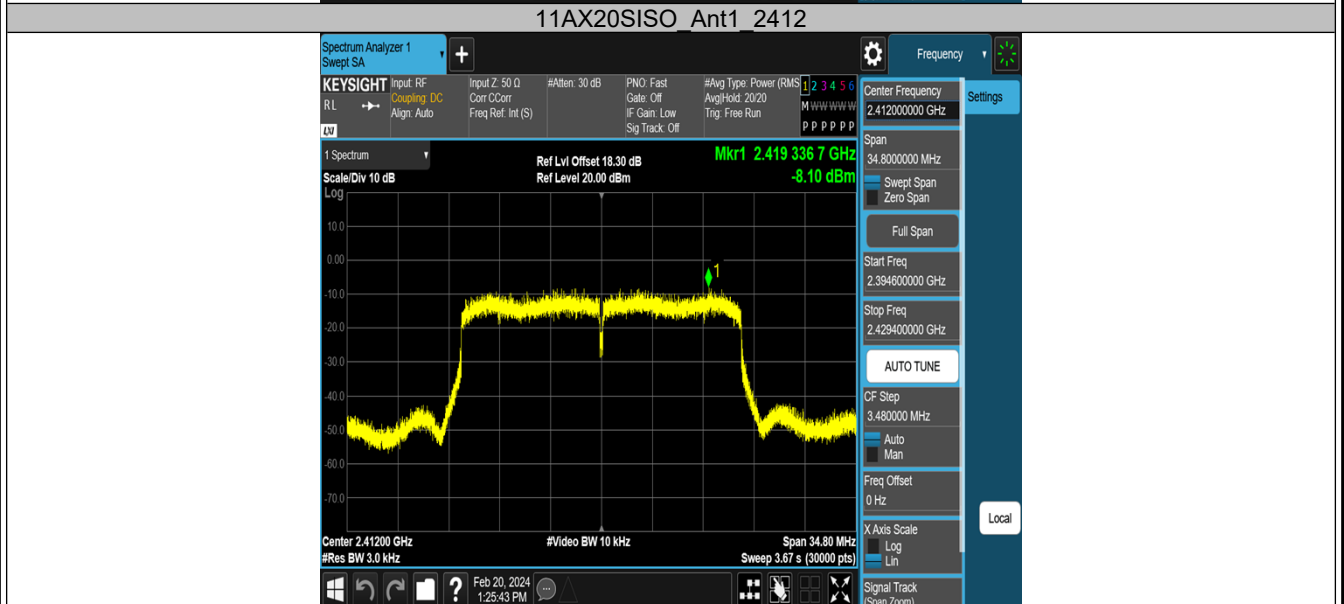
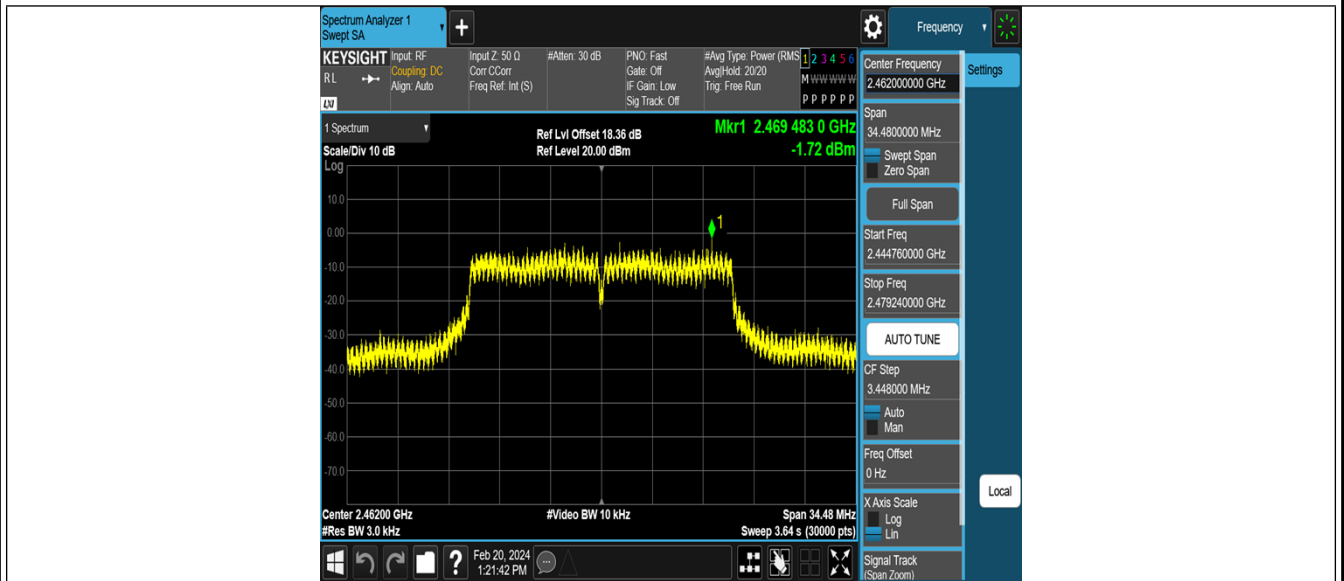


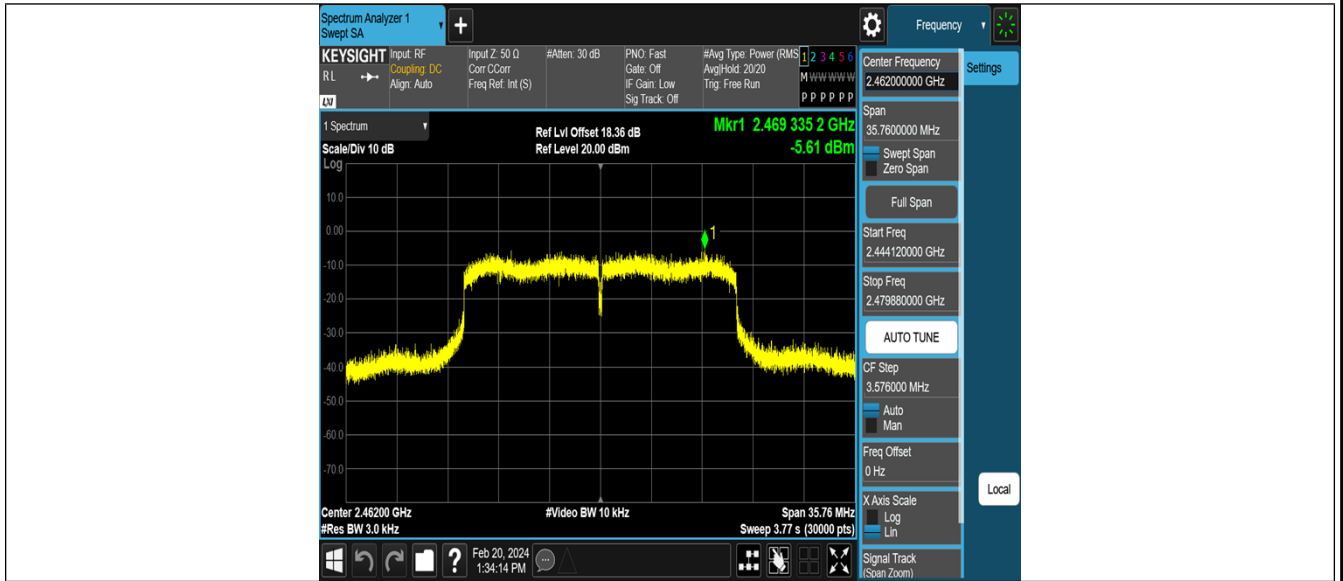
11G Ant1 2437



11G Ant1 2462







APPENDIX B.2: 6DB BANDWIDTH

Test Result

TestMode	Antenna	Channel	DTS BW [MHz]	FL[MHz]	FH[MHz]	Limit[MHz]	Verdict
11B	Ant1	2412	10.080	2406.960	2417.040	0.5	PASS
		2437	9.600	2432.440	2442.040	0.5	PASS
		2462	10.080	2456.960	2467.040	0.5	PASS
11G	Ant1	2412	15.840	2404.040	2419.880	0.5	PASS
		2437	16.320	2428.840	2445.160	0.5	PASS
		2462	16.320	2453.840	2470.160	0.5	PASS
11N20SISO	Ant1	2412	16.840	2403.600	2420.440	0.5	PASS
		2437	17.120	2428.640	2445.760	0.5	PASS
		2462	17.240	2453.240	2470.480	0.5	PASS
11AX20SISO	Ant1	2412	17.400	2403.200	2420.600	0.5	PASS
		2437	17.600	2428.280	2445.880	0.5	PASS
		2462	17.880	2452.960	2470.840	0.5	PASS

Test Graphs



11B Ant1 2462



11G Ant1 2412



11G Ant1 2437



11G Ant1 2462



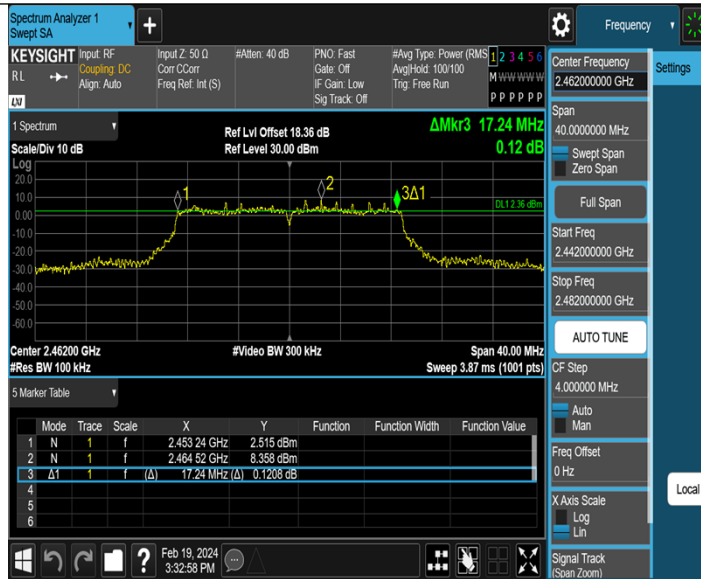
11N20SISO Ant1 2412



11N20SISO Ant1 2437



11N20SISO Ant1 2462



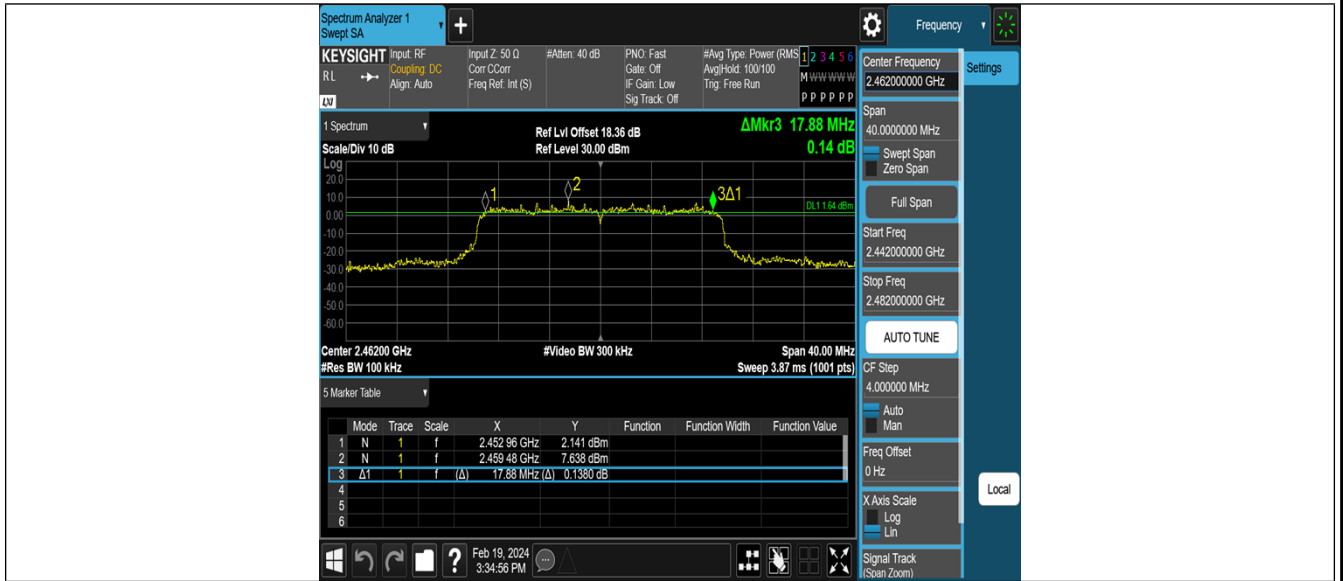
11AX20SISO Ant1 2412



11AX20SISO Ant1 2437



11AX20SISO Ant1 2462

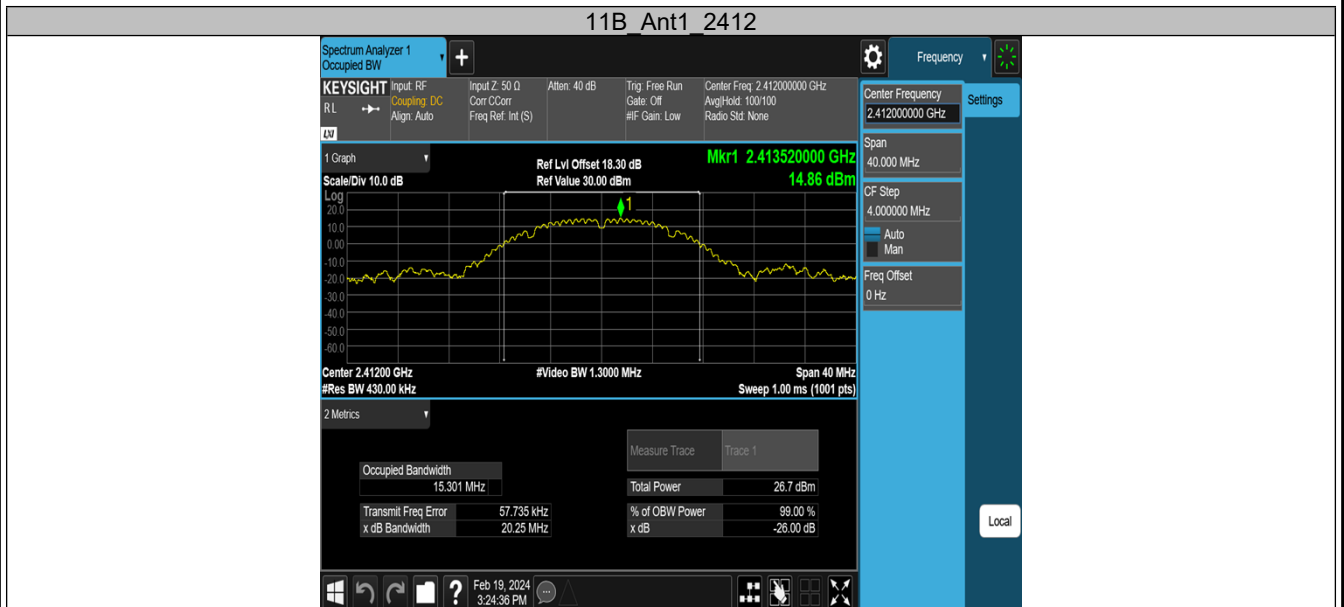


APPENDIX B.3: 99% BANDWIDTH

Test Result

TestMode	Antenna	Channel	OCB [MHz]	FL[MHz]	FH[MHz]	Limit[MHz]	Verdict
11B	Ant1	2412	15.301	2404.4072	2419.7082	---	---
		2437	14.980	2429.5460	2444.5260	---	---
		2462	16.087	2454.0041	2470.0911	---	---
11G	Ant1	2412	16.994	2403.5374	2420.5314	---	---
		2437	16.951	2428.5296	2445.4806	---	---
		2462	17.087	2453.4975	2470.5845	---	---
11N20SISO	Ant1	2412	17.819	2403.1201	2420.9391	---	---
		2437	17.879	2428.0829	2445.9619	---	---
		2462	17.954	2453.0283	2470.9823	---	---
11AX20SISO	Ant1	2412	18.853	2402.5904	2421.4434	---	---
		2437	18.840	2427.6038	2446.4438	---	---
		2462	18.949	2452.5404	2471.4894	---	---

Test Graphs



11B Ant1 2462

