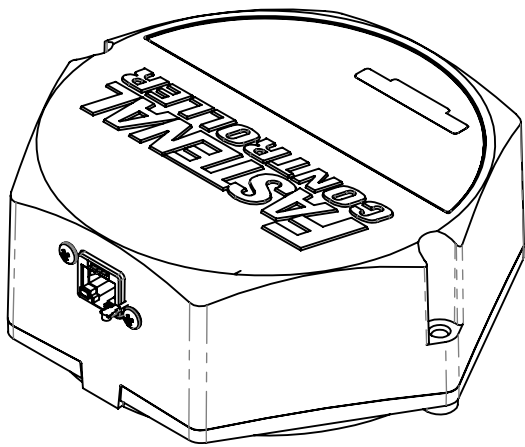
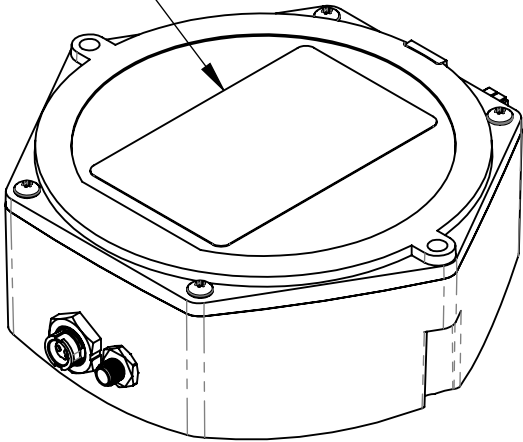


REVISIONS			
REV	DESCRIPTION	DATE	APPD
A	PRODUCTION RELEASE	/2018	



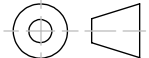
P/N 160002-0094
 BOTTOM LABEL, CONTROLLER STANDARD
 SEE NOTE 1



UNLESS OTHERWISE SPECIFIED:

DIMENSIONS ARE IN INCHES
 TOLERANCES:
 ANGULAR $\pm 1^\circ$
 X.X \pm SEE DIM
 X.XX \pm .030"
 X.XXX \pm .015"
 SURFACES .63 MICRO INCH

SOLIDWORKS CAD DATABASE
 3RD ANGLE PROJECTION



DRAWN	NAME	DATE
CHECKED	SDS-BWB	5/8/2018
ENG APPD		
MATERIAL	SEE NOTE	
FINISH	SEE NOTE	

PROPRIETARY AND CONFIDENTIAL
 THE INFORMATION CONTAINED IN THIS
 DRAWING IS THE SOLE PROPERTY OF
 SOLID DESIGN SOLUTIONS. ANY
 REPRODUCTION IN PART OR IN WHOLE
 WITHOUT THE WRITTEN PERMISSION OF
 SOLID DESIGN SOLUTIONS
 IS PROHIBITED.

Solid design solutions
 8400 CORAL SEA ST NE, SUITE 1800
 MOUNDS VIEW, MN 55112
 TEL: (763) 786-7770
 FAX: (763) 780-1541

TITLE:
 ASSY, CONTROLLER STANDARD

SIZE	DWG. NO.	REV
A	160002-A041	A
DO NOT SCALE DRAWING		SHEET 1 OF 1

NOTES:
 1. PLACE PRODUCT LABEL WITH FCC ID
 APPROXIMATELY WHERE SHOWN.