



# RADIO TEST REPORT

**FCC ID** : 2AMQU-QN-I-470  
**Equipment** : Dual-Band Wi-Fi 6 indoor Access Point (802.11 ax 4X4)  
**Brand Name** : Quantum Networks  
**Model Name** : QN-I-470  
**Applicant** : QUANTUM NETWORKS (SG) PTE.LTD.  
8 UBI ROAD 2 #08-10 ZERVEX  
SINGAPORE(408538), SINGAPORE, Singapore  
**Manufacturer** : QUANTUM NETWORKS (SG) PTE.LTD.  
8 UBI ROAD 2 #08-10 ZERVEX  
SINGAPORE(408538), SINGAPORE, Singapore  
**Standard** : 47 CFR FCC Part 15.407

The product was received on Dec. 01, 2020, and testing was started from Dec. 04, 2020 and completed on Sep. 13, 2021. We, Sporton International Inc. Hsinchu Laboratory, would like to declare that the tested sample has been evaluated in accordance with the procedures given in ANSI C63.10-2013 and shown compliance with the applicable technical standards.

The test results in this report apply exclusively to the tested model / sample. Without written approval of Sporton International Inc. Hsinchu Laboratory, the test report shall not be reproduced except in full.

Approved by: Cliff Chang

**Sporton International Inc. Hsinchu Laboratory**

No.8, Ln. 724, Bo'ai St., Zhubei City, Hsinchu County 302010, Taiwan (R.O.C.)



## Table of Contents

**History of this test report.....3**

**Summary of Test Result.....4**

**1 General Description .....5**

1.1 Information.....5

1.2 Applicable Standards .....9

1.3 Testing Location Information.....9

1.4 Measurement Uncertainty .....9

**2 Test Configuration of EUT .....10**

2.1 Test Channel Mode .....10

2.2 The Worst Case Measurement Configuration.....12

2.3 EUT Operation during Test .....13

2.4 Accessories .....13

2.5 Support Equipment.....14

2.6 Test Setup Diagram .....15

**3 Transmitter Test Result .....18**

3.1 AC Power-line Conducted Emissions .....18

3.2 Emission Bandwidth.....20

3.3 Maximum Output Power.....21

3.4 Power Spectral Density .....23

3.5 Unwanted Emissions.....27

**4 Test Equipment and Calibration Data .....32**

**Appendix A. Test Results of AC Power-line Conducted Emissions**

**Appendix B. Test Results of Emission Bandwidth**

**Appendix C. Test Results of Maximum Conducted Output Power**

**Appendix D. Test Results of Peak Power Spectral Density**

**Appendix E. Test Results of Unwanted Emissions**

**Appendix F. Test Results of Radiated Emission Co-location**

**Appendix G. Test Photos**

**Photographs of EUT v01**



### History of this test report

Report No.	Version	Description	Issued Date
FR0N2725-07AB	01	Initial issue of report	Nov. 09, 2021



### Summary of Test Result

Report Clause	Ref Std. Clause	Test Items	Result (PASS/FAIL)	Remark
1.1.2	15.203	Antenna Requirement	PASS	-
3.1	15.207	AC Power-line Conducted Emissions	PASS	-
3.2	15.407(a)	Emission Bandwidth	PASS	-
3.3	15.407(a)	Maximum Conducted Output Power	PASS	-
3.4	15.407(a)	Peak Power Spectral Density	PASS	-
3.5	15.407(b)	Unwanted Emissions	PASS	-

Note: From Sporton Project No.: 0N2725, 0N2725-06.

**Declaration of Conformity:**

The test results with all measurement uncertainty excluded are presented in accordance with the regulation limits or requirements declared by manufacturers.

**Comments and Explanations:**

1. The test configuration, test mode and test software were written in this test report are declared by the manufacturer.
2. The declared of product specification for EUT presented in the report are provided by the manufacturer, and the manufacturer takes all the responsibilities for the accuracy of product specification.

**Reviewed by: Sam Chen**

**Report Producer: Wendy Pan**



# 1 General Description

## 1.1 Information

### 1.1.1 RF General Information

Frequency Range (MHz)	IEEE Std. 802.11	Ch. Frequency (MHz)	Channel Number
5150-5250	a, n (HT20), ac (VHT20), ax (HEW20)	5180-5240	36-48 [4]
5725-5850		5745-5825	149-165 [5]
5150-5250	n (HT40), ac (VHT40), ax (HEW40)	5190-5230	38-46 [2]
5725-5850		5755-5795	151-159 [2]
5150-5250	ac (VHT80), ax (HEW80)	5210	42 [1]
5725-5850		5775	155 [1]

Band	Mode	BWch (MHz)	Nant
5.15-5.25GHz	802.11a	20	4
5.15-5.25GHz	802.11n HT20	20	4
5.15-5.25GHz	802.11n HT20-BF	20	4
5.15-5.25GHz	802.11ac VHT20	20	4
5.15-5.25GHz	802.11ac VHT20-BF	20	4
5.15-5.25GHz	802.11ax HEW20	20	4
5.15-5.25GHz	802.11ax HEW20-BF	20	4
5.15-5.25GHz	802.11n HT40	40	4
5.15-5.25GHz	802.11n HT40-BF	40	4
5.15-5.25GHz	802.11ac VHT40	40	4
5.15-5.25GHz	802.11ac VHT40-BF	40	4
5.15-5.25GHz	802.11ax HEW40	40	4
5.15-5.25GHz	802.11ax HEW40-BF	40	4
5.15-5.25GHz	802.11ac VHT80	80	4
5.15-5.25GHz	802.11ac VHT80-BF	80	4
5.15-5.25GHz	802.11ax HEW80	80	4
5.15-5.25GHz	802.11ax HEW80-BF	80	4
5.725-5.85GHz	802.11a	20	4
5.725-5.85GHz	802.11n HT20	20	4
5.725-5.85GHz	802.11n HT20-BF	20	4
5.725-5.85GHz	802.11ac VHT20	20	4
5.725-5.85GHz	802.11ac VHT20-BF	20	4



Band	Mode	BWch (MHz)	Nant
5.725-5.85GHz	802.11ax HEW20	20	4
5.725-5.85GHz	802.11ax HEW20-BF	20	4
5.725-5.85GHz	802.11n HT40	40	4
5.725-5.85GHz	802.11n HT40-BF	40	4
5.725-5.85GHz	802.11ac VHT40	40	4
5.725-5.85GHz	802.11ac VHT40-BF	40	4
5.725-5.85GHz	802.11ax HEW40	40	4
5.725-5.85GHz	802.11ax HEW40-BF	40	4
5.725-5.85GHz	802.11ac VHT80	80	4
5.725-5.85GHz	802.11ac VHT80-BF	80	4
5.725-5.85GHz	802.11ax HEW80	80	4
5.725-5.85GHz	802.11ax HEW80-BF	80	4

**Note:**

11a, HT20 and HT40 use a combination of OFDM-BPSK, QPSK, 16QAM, 64QAM modulation.  
VHT20, VHT40, VHT80 use a combination of OFDM-BPSK, QPSK, 16QAM, 64QAM, 256QAM, 1024QAM modulation.  
HEW20, HEW40, HEW80 use a combination of OFDMA-BPSK, QPSK, 16QAM, 64QAM, 256QAM, 1024QAM modulation.  
BWch is the nominal channel bandwidth.



**1.1.2 Antenna Information**

Set.	Ant.	2.4G Port	5G Port	Bluetooth Port	Brand	P/N	Antenna Type	Connector	Gain (dBi)
1	1	1	1	-	MAG. LAYERS	MSA-1313-25 GC4-A2-TN	PIFA Antenna	I-PEX	Note 1
	2	2	2	-			PIFA Antenna	I-PEX	
	3	3	3	-			PIFA Antenna	I-PEX	
	4	4	4	1			PIFA Antenna	I-PEX	

Note 1:

Set.	Ant.	Gain (dBi)		
		2.4GHz	5GHz	Bluetooth
1	1	5.43	7.54	-
	2	5.36	6.92	-
	3	5.24	6.80	-
	4	5.19	6.76	5.19

Note 2: The above information was declared by manufacturer.

Note 3: The EUT has one set of antenna.

**For 2.4GHz function:**

For IEEE 802.11b/g/n/VHT/ax mode (2TX/2RX)

The EUT supports all antennas with TX/RX diversity functions.

At once time there are only two antenna port can transmitting/receiving RF signal.

Port 1 and Port 2 generated the worst case than Port 3 and Port 4, so it is tested and recorded in the report.

**For 5GHz function:**

For IEEE 802.11a/n/ac/ax mode (4TX/4RX)

Port 1, Port 2, Port 3 and Port 4 can be used as transmitting/receiving antenna.

Port 1, Port 2, Port 3 and Port 4 could transmit/receive simultaneously.

**For Bluetooth function:**

Only Port 1 can be used as transmitting/receiving functions.



**1.1.3 Mode Test Duty Cycle**

Mode	DC	DCF(dB)	T(s)	VBW(Hz) ≥ 1/T
802.11a	0.938	0.28	1.978m	1k
802.11ax HEW20	0.953	0.21	5.448m	300
802.11ax HEW20-BF	0.953	0.21	5.448m	300
802.11ax HEW40	0.945	0.25	5.446m	300
802.11ax HEW40-BF	0.945	0.25	5.446m	300
802.11ax HEW80	0.958	0.19	5.448m	300
802.11ax HEW80-BF	0.958	0.19	5.448m	300

Note:  
 DC is Duty Cycle.  
 DCF is Duty Cycle Factor.

**1.1.4 EUT Operational Condition**

<b>EUT Power Type</b>	From Power Adapter or PoE			
<b>Beamforming Function</b>	<input checked="" type="checkbox"/>	With beamforming	<input type="checkbox"/>	Without beamforming
	The product has beamforming function for n/VHT/ax in 2.4GHz and n/ac/ax in 5GHz			
<b>Function</b>	<input type="checkbox"/>	Outdoor P2M	<input checked="" type="checkbox"/>	Indoor P2M
	<input type="checkbox"/>	Fixed P2P	<input type="checkbox"/>	Client
<b>Test Software Version</b>	QRCT Version:4.0.00134.0			

Note: The above information was declared by manufacturer.





### 1.2 Applicable Standards

According to the specifications of the manufacturer, the EUT must comply with the requirements of the following standards:

- ♦ 47 CFR FCC Part 15
- ♦ ANSI C63.10-2013
- ♦ FCC KDB 789033 D02 v02r01

The following reference test guidance is not within the scope of accreditation of TAF.

- ♦ FCC KDB 662911 D01 v02r01
- ♦ FCC KDB 414788 D01 v01r01

### 1.3 Testing Location Information

Testing Location Information	
Test Lab. : Sporton International Inc. Hsinchu Laboratory	
Hsinchu	ADD: No.8, Ln. 724, Bo'ai St., Zhubei City, Hsinchu County 302010, Taiwan (R.O.C.)
(TAF: 3787)	TEL: 886-3-656-9065 FAX: 886-3-656-9085
	Test site Designation No. TW3787 with FCC.
	Conformity Assessment Body Identifier (CABID) TW3787 with ISED.

Test Condition	Test Site No.	Test Engineer	Test Environment (°C / %)	Test Date
RF Conducted	TH03-CB	Nyle Chang	20.2~21.2 / 53~57	Dec. 21, 2020
Radiated below 1GHz	03CH03-CB	Ken Yeh	24.6-25.7 / 55-58	Sep. 13, 2021
Radiated above 1GHz (For other tests)	03CH02-CB	Lance Wu	23.5~24.5 / 54~57	Dec. 07, 2020~Dec. 22, 2020
Radiated above 1GHz (For co-location test)	03CH05-CB	Lance Wu	24~24.7 / 57~59	Dec. 04, 2020
AC Conduction	CO01-CB	Peter Wu	23~24 / 62~63	Dec. 07, 2020~Dec. 08, 2020

### 1.4 Measurement Uncertainty

ISO/IEC 17025 requires that an estimate of the measurement uncertainties associated with the emissions test results be included in the report. The measurement uncertainties given below are based on a 95% confidence level (based on a coverage factor (k=2))

Test Items	Uncertainty	Remark
Conducted Emission (150kHz ~ 30MHz)	2.0 dB	Confidence levels of 95%
Radiated Emission (9kHz ~ 30MHz)	4.2 dB	Confidence levels of 95%
Radiated Emission (30MHz ~ 1,000MHz)	5.5 dB	Confidence levels of 95%
Radiated Emission (1GHz ~ 18GHz)	5.0 dB	Confidence levels of 95%
Radiated Emission (18GHz ~ 40GHz)	4.9 dB	Confidence levels of 95%
Conducted Emission	2.8 dB	Confidence levels of 95%
Output Power Measurement	1.4 dB	Confidence levels of 95%
Power Density Measurement	2.8 dB	Confidence levels of 95%
Bandwidth Measurement	0.4%	Confidence levels of 95%



## 2 Test Configuration of EUT

### 2.1 Test Channel Mode

Mode	Power Setting
802.11a_Nss1,(6Mbps)_4TX	-
5180MHz	17.5
5200MHz	17.5
5240MHz	17
5745MHz	24
5785MHz	24
5825MHz	24
802.11ax HEW20_Nss1,(MCS0)_4TX	-
5180MHz	18
5200MHz	18
5240MHz	17.5
5745MHz	24
5785MHz	24
5825MHz	24
802.11ax HEW40_Nss1,(MCS0)_4TX	-
5190MHz	20.5
5230MHz	20.5
5755MHz	23.5
5795MHz	23.5
802.11ax HEW80_Nss1,(MCS0)_4TX	-
5210MHz	20
5775MHz	23



Mode	Power Setting
802.11ax HEW20-BF_Nss1,(MCS0)_4TX	-
5180MHz	18
5200MHz	18
5240MHz	18
5745MHz	18
5785MHz	18
5825MHz	18
802.11ax HEW40-BF_Nss1,(MCS0)_4TX	-
5190MHz	18
5230MHz	17.5
5755MHz	18
5795MHz	18
802.11ax HEW80-BF_Nss1,(MCS0)_4TX	-
5210MHz	18
5775MHz	18

**Note:**

- ♦ Evaluated HEW20/HEW40/HEW80 mode only, due to similar modulation. The power setting of HT20/HT40/VHT20/VHT40/VHT80 mode are the same or lower than HEW20/HEW40/HEW80.
- ♦ The EUT supports beamforming and CDD modes, and the CDD mode is the worst case. Therefore, all test items are evaluated in the report. The beamforming mode only evaluates the output power.



## 2.2 The Worst Case Measurement Configuration

The Worst Case Mode for Following Conformance Tests	
<b>Tests Item</b>	AC power-line conducted emissions
<b>Condition</b>	AC power-line conducted measurement for line and neutral Test Voltage: 120Vac / 60Hz
<b>Operating Mode</b>	Normal Link
1	Normal Link - EUT + Adapter + Uplink (PoE): 2.5Gbps + LAN: 2.5Gbps
2	Normal Link - EUT + PoE + Uplink (PoE): 2.5Gbps + LAN: 2.5Gbps
For operating mode 2 is the worst case and it was record in this test report.	

The Worst Case Mode for Following Conformance Tests	
<b>Tests Item</b>	Emission Bandwidth Maximum Conducted Output Power Peak Power Spectral Density
<b>Test Condition</b>	Conducted measurement at transmit chains

The Worst Case Mode for Following Conformance Tests	
<b>Tests Item</b>	Unwanted Emissions
<b>Test Condition</b>	Radiated measurement If EUT consist of multiple antenna assembly (multiple antenna are used in EUT regardless of spatial multiplexing MIMO configuration), the radiated test should be performed with highest antenna gain of each antenna type.
<b>Operating Mode &lt; 1GHz</b>	1. The EUT was performed at Y axis and Z axis position, and the worst case was found at Z axis. So the measurement will follow this same test configuration.
	2. The EUT has two power supplies, one is PoE and the other is adapter. The PoE has been evaluated to be the worst case and recorded in the test report.
	Normal Link
1	EUT in Z axis + PoE + Uplink (PoE): 2.5Gbps + LAN: 2.5Gbps
<b>Operating Mode &gt; 1GHz</b>	CTX
	The EUT was performed at Y axis and Z axis position for Unwanted Emissions above 1GHz test, and the worst case was found at Y axis. So the measurement will follow this same test configuration.
1	EUT in Y axis



The Worst Case Mode for Following Conformance Tests	
Tests Item	Simultaneous Transmission Analysis - Radiated Emission Co-location
Test Condition	Radiated measurement
Operating Mode	Normal Link
	The EUT was performed at Y axis and Z axis position for Emissions in Restricted Frequency Bands below 1GHz test, and the worst case was found at Z axis. So the measurement will follow this same test configuration.
1	EUT in Z axis - WLAN 2.4GHz + WLAN 5GHz + Bluetooth
Refer to Appendix F for Radiated Emission Co-location.	

The Worst Case Mode for Following Conformance Tests	
Tests Item	Simultaneous Transmission Analysis - Co-location RF Exposure Evaluation
Operating Mode	
1	WLAN 2.4GHz + WLAN 5GHz + Bluetooth
Refer to Sporton Test Report No.: FA0N2725-07 for Co-location RF Exposure Evaluation.	

Note1: The console port is professional usage by manufacturer declaration, and it was performed the test at the load.

Note2: The USB port was performed the test at the load by manufacturer requirement.

Note3: The PoE is for measurement only, would not be marketed.

PoE information as below:

Power	Brand	Model
PoE	GME	GME40B-480135FDA

### 2.3 EUT Operation during Test

For CTX Mode:

The EUT was programmed to be in continuously transmitting mode.

For Normal Link:

During the test, the EUT operation to normal function.

### 2.4 Accessories

Accessories			
Equipment Name	Brand Name	Model Name	Rating
Adapter	APD	WB-24J12R	Input: 100-240V~50-60Hz 0.7A Max. Output: 12.0V, 2.0A, 24.0W
Others			
Plug*1			
Console cable*1: Non-shielded, 1.5m			
Wall bracket*1			



## 2.5 Support Equipment

For AC Conduction:

Support Equipment				
No.	Equipment	Brand Name	Model Name	FCC ID
A	2.5G LAN PC	DELL	T3400	N/A
B	2.5G PoE LAN PC	DELL	T3400	N/A
C	2.4G NB	DELL	E6430	N/A
D	5G NB	DELL	E6430	N/A
E	Smart phone	Samsung	Galaxy J2	A3LSMJ200F
F	Flash disk3.0	Transcend	JetFlash-700	N/A
G	Flash disk3.0	Transcend	JetFlash-700	N/A
H	PoE	GME	GME40B-480135FDA	N/A

For Radiated (below 1GHz):

Support Equipment				
No.	Equipment	Brand Name	Model Name	FCC ID
A	PoE	GME	GME40B-480135FDA	N/A
B	Notebook	DELL	E4300	N/A
C	Notebook	DELL	E4300	N/A
D	Notebook	DELL	E4300	N/A
E	Flash disk3.0	Silicon Power	B06	N/A
F	Flash disk3.0	Silicon Power	B06	N/A
G	Phone	SAMSUNG	Galaxy J2	N/A
H	Notebook	DELL	E4300	N/A

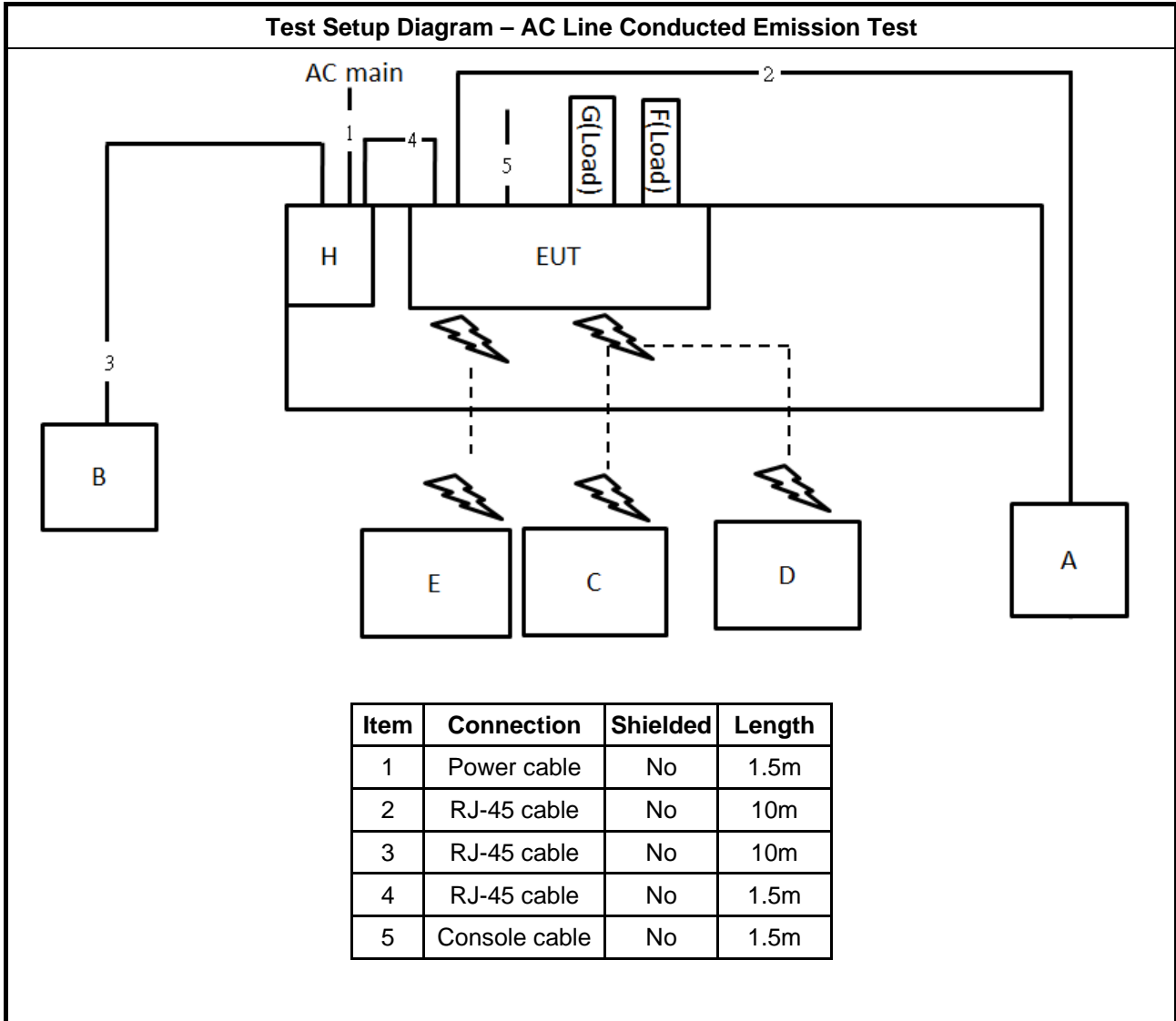
For Radiated (above 1GHz):

Support Equipment				
No.	Equipment	Brand Name	Model Name	FCC ID
A	Notebook	DELL	E4300	N/A
C	PoE	GME	GME40B-480135FDA	N/A

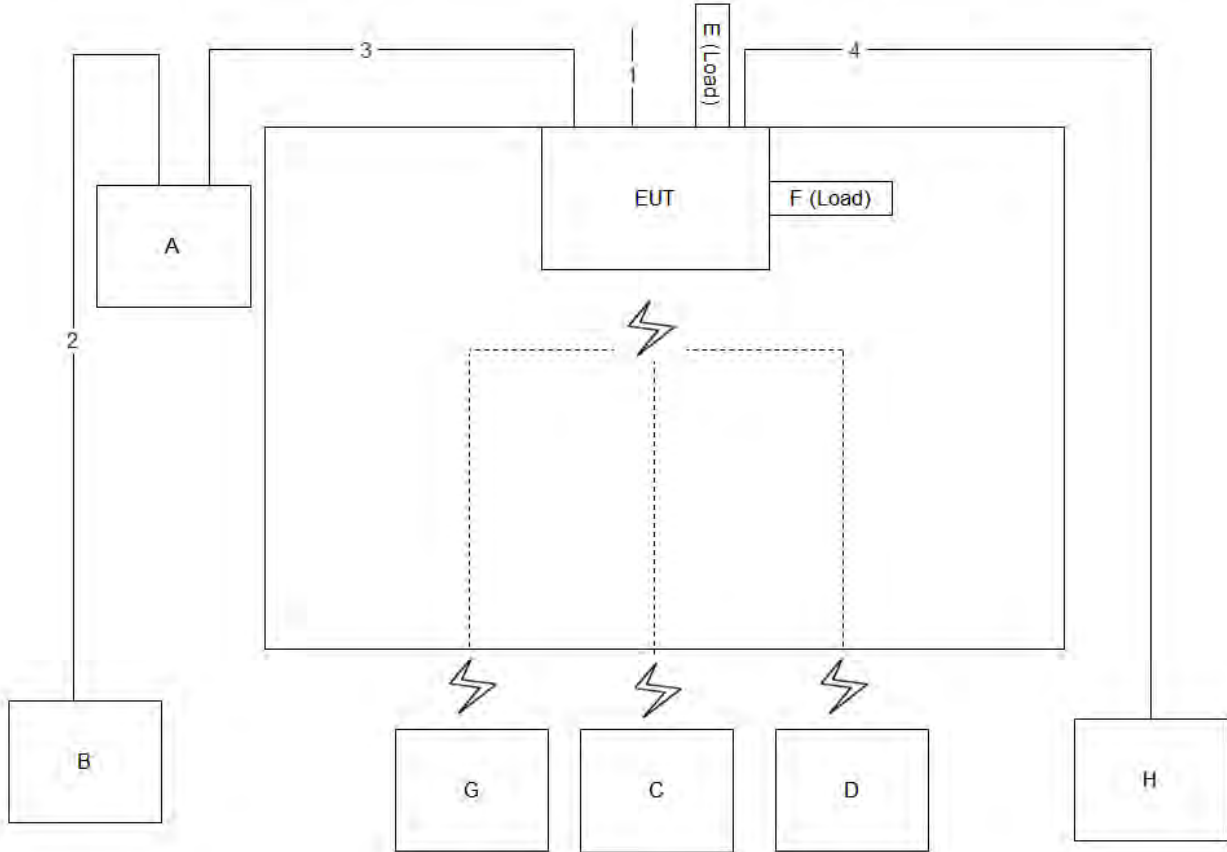
For RF Conducted:

Support Equipment				
No.	Equipment	Brand Name	Model Name	FCC ID
A	Notebook	DELL	E4300	N/A

## 2.6 Test Setup Diagram



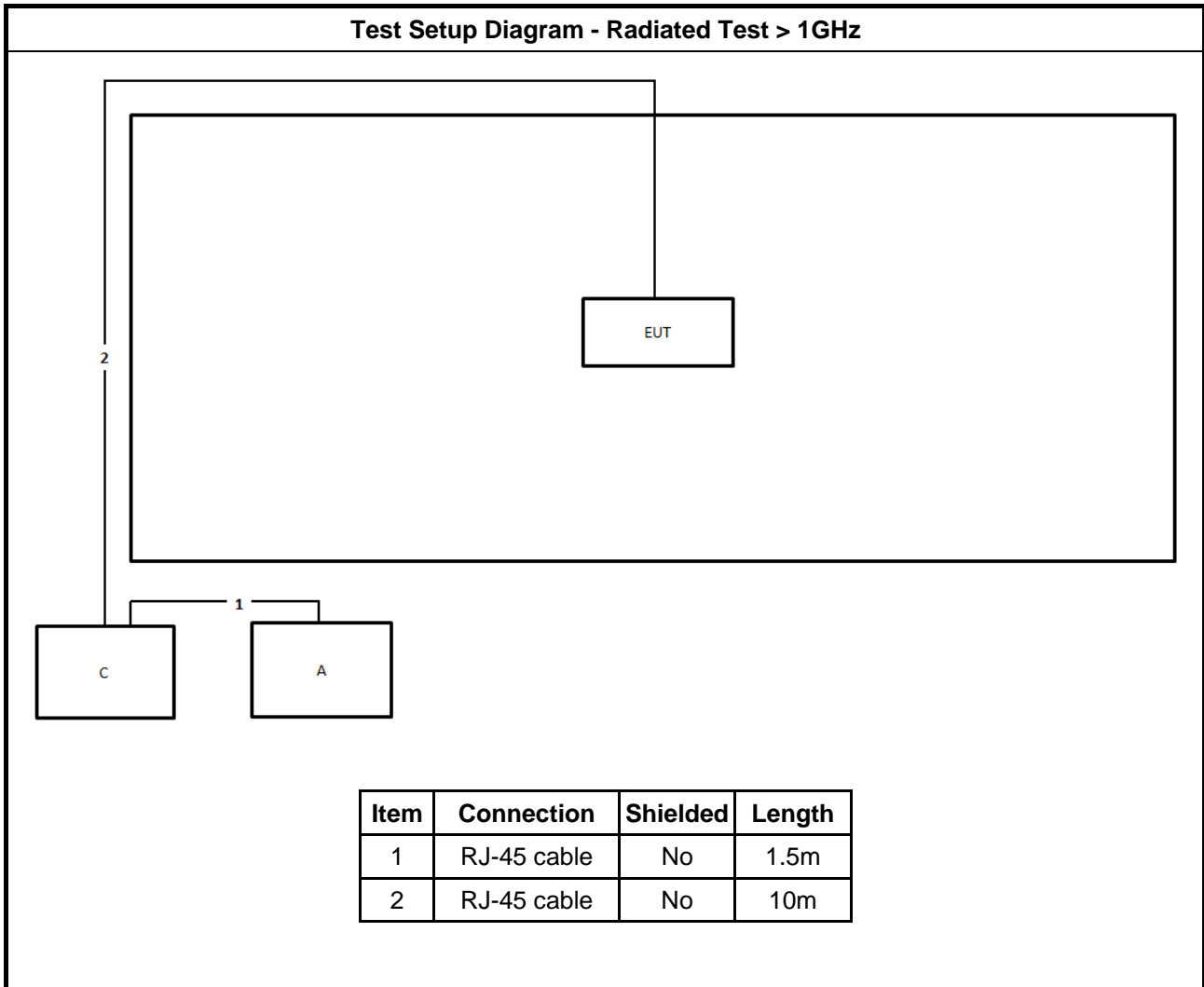
**Test Setup Diagram - Radiated Test < 1GHz**



Item	Connection	Shielded	Length
1	Console cable	No	1.5m
2	RJ-45 cable	No	1.5m
3	RJ-45 cable	No	10m
4	RJ-45 cable	No	10m



**Test Setup Diagram - Radiated Test > 1GHz**



Item	Connection	Shielded	Length
1	RJ-45 cable	No	1.5m
2	RJ-45 cable	No	10m



### 3 Transmitter Test Result

#### 3.1 AC Power-line Conducted Emissions

##### 3.1.1 AC Power-line Conducted Emissions Limit

AC Power-line Conducted Emissions Limit		
Frequency Emission (MHz)	Quasi-Peak	Average
0.15-0.5	66 - 56 *	56 - 46 *
0.5-5	56	46
5-30	60	50

Note 1: \* Decreases with the logarithm of the frequency.

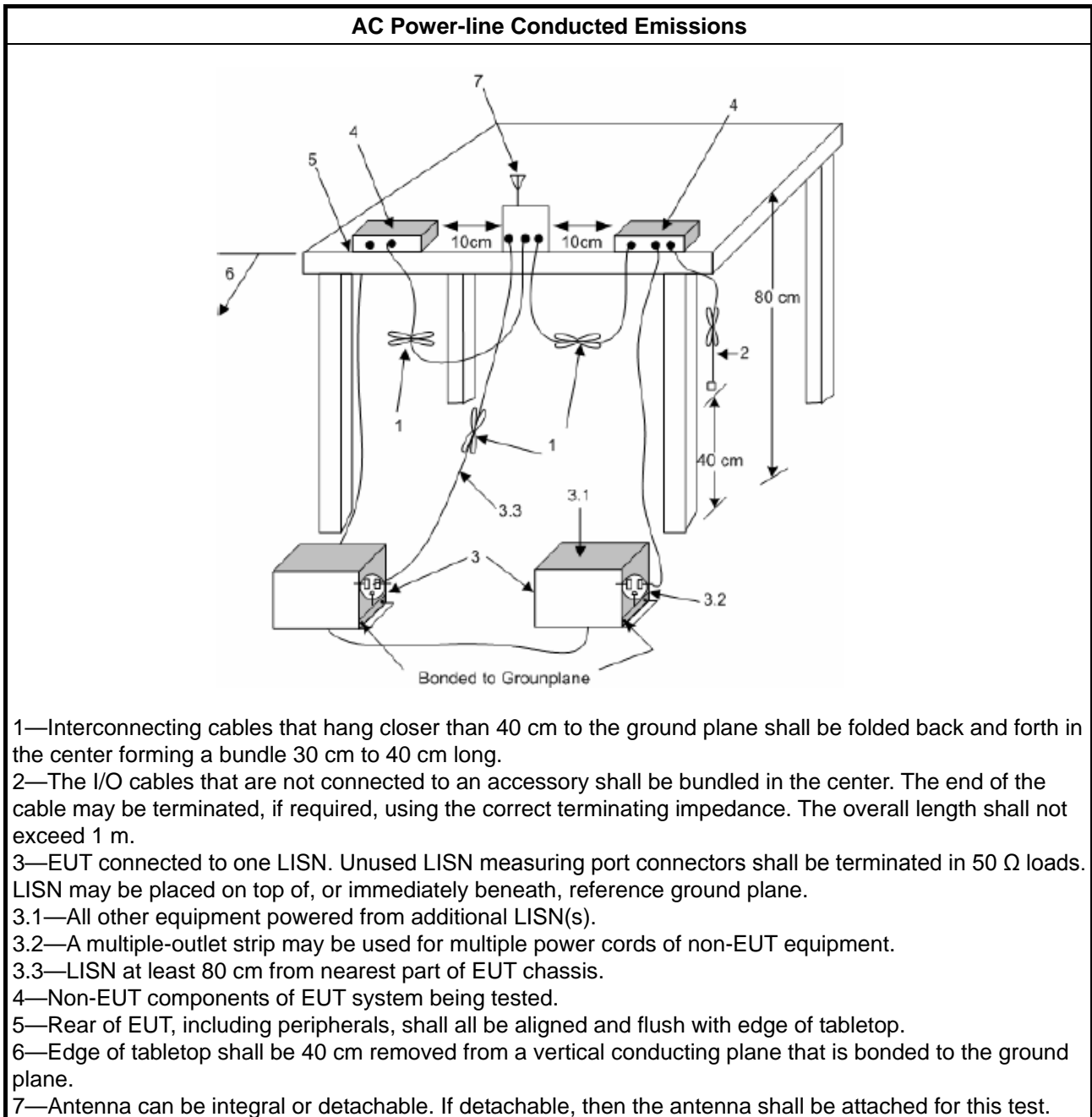
##### 3.1.2 Measuring Instruments

Refer a test equipment and calibration data table in this test report.

##### 3.1.3 Test Procedures

Test Method
<input checked="" type="checkbox"/> Refer as ANSI C63.10-2013, clause 6.2 for AC power-line conducted emissions.

### 3.1.4 Test Setup



### 3.1.5 Measurement Results Calculation

The measured Level is calculated using:

- a. Corrected Reading: LISN Factor (LISN) + Attenuator (AT/AUX) + Cable Loss (CL) + Read Level (Raw) = Level
- b. Margin = -Limit + Level

### 3.1.6 Test Result of AC Power-line Conducted Emissions

Refer as Appendix A

### 3.2 Emission Bandwidth

#### 3.2.1 Emission Bandwidth Limit

Emission Bandwidth Limit	
<b>UNII Devices</b>	
<input checked="" type="checkbox"/>	For the 5.15-5.25 GHz band, N/A
<input type="checkbox"/>	For the 5.25-5.35 GHz band, the maximum conducted output power shall not exceed the lesser of 250 mW or 11 dBm + 10 log B, where B is the 26 dB emission bandwidth in MHz.
<input type="checkbox"/>	For the 5.47-5.725 GHz band, the maximum conducted output power shall not exceed the lesser of 250 mW or 11 dBm + 10 log B, where B is the 26 dB emission bandwidth in MHz.
<input checked="" type="checkbox"/>	For the 5.725-5.85 GHz band, 6 dB emission bandwidth $\geq$ 500kHz.
<input type="checkbox"/>	For the 5.85-5.895 GHz band, 6 dB emission bandwidth $\geq$ 500kHz.
<b>LE-LAN Devices</b>	
<input type="checkbox"/>	For the band 5.15-5.25 GHz, the maximum e.i.r.p. shall not exceed 200 mW or 10 + 10 log B, dBm, whichever power is less. B is the 99% emission bandwidth in MHz.
<input type="checkbox"/>	For the 5.25-5.35 GHz band, the maximum e.i.r.p. shall not exceed 1.0 W or 17 + 10 log B, dBm, whichever power is less. B is the 99% emission bandwidth in MHz
<input type="checkbox"/>	For the 5.47-5.6 GHz band and 5.65-5.725 GHz band, the maximum e.i.r.p. shall not exceed 1.0 W or 17 + 10 log B, dBm, whichever power is less. B is the 99% emission bandwidth in MHz
<input type="checkbox"/>	For the 5.725-5.85 GHz band, 6 dB emission bandwidth $\geq$ 500kHz.

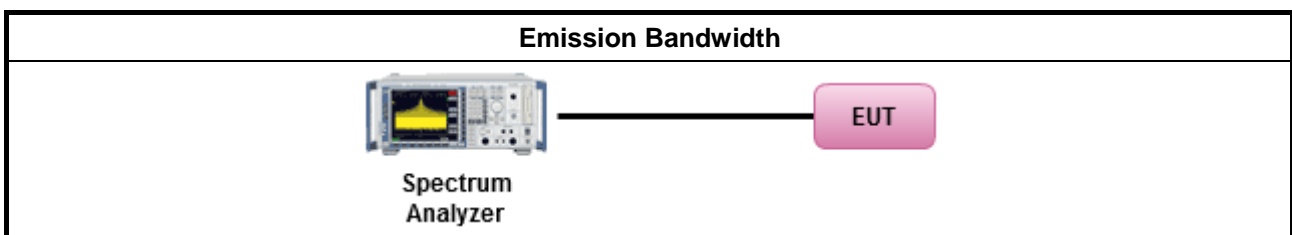
#### 3.2.2 Measuring Instruments

Refer a test equipment and calibration data table in this test report.

#### 3.2.3 Test Procedures

Test Method	
<ul style="list-style-type: none"> <li>▪ For the emission bandwidth shall be measured using one of the options below:</li> </ul>	
<input checked="" type="checkbox"/>	Refer as FCC KDB 789033, clause C for EBW and clause D for OBW measurement.
<input type="checkbox"/>	Refer as ANSI C63.10, clause 6.9.1 for occupied bandwidth testing.
<input type="checkbox"/>	Refer as IC RSS-Gen, clause 4.6 for bandwidth testing.

#### 3.2.4 Test Setup



#### 3.2.5 Test Result of Emission Bandwidth

Refer as Appendix B



### 3.3 Maximum Output Power

#### 3.3.1 Limit

Maximum Output Power Limit	
<b>UNII Devices</b>	
<input checked="" type="checkbox"/> For the 5.15-5.25 GHz band:	
<input type="checkbox"/>	<ul style="list-style-type: none"> <li>▪ Outdoor AP: the maximum conducted output power (<math>P_{Out}</math>) shall not exceed the lesser of 1 W. If <math>G_{TX} &gt; 6</math> dBi, then <math>P_{Out} = 30 - (G_{TX} - 6)</math>. e.i.r.p. at any elevation angle above 30 degrees <math>\leq 125mW</math> [21dBm]</li> <li>▪ Indoor AP: the maximum conducted output power (<math>P_{Out}</math>) shall not exceed the lesser of 1 W. If <math>G_{TX} &gt; 6</math> dBi, then <math>P_{Out} = 30 - (G_{TX} - 6)</math></li> <li>▪ Point-to-point AP: the maximum conducted output power (<math>P_{Out}</math>) shall not exceed the lesser of 1 W. If <math>G_{TX} &gt; 23</math> dBi, then <math>P_{Out} = 30 - (G_{TX} - 23)</math>.</li> <li>▪ Mobile or Portable Client: the maximum conducted output power (<math>P_{Out}</math>) shall not exceed the lesser of 250 mW. If <math>G_{TX} &gt; 6</math> dBi, then <math>P_{Out} = 24 - (G_{TX} - 6)</math>.</li> </ul>
<input type="checkbox"/>	For the 5.25-5.35 GHz band, the maximum conducted output power ( $P_{Out}$ ) shall not exceed the lesser of 250 mW or $11 \text{ dBm} + 10 \log B$ , where B is the 26 dB emission bandwidth in MHz. If $G_{TX} > 6$ dBi, then $P_{Out} = 24 - (G_{TX} - 6)$ .
<input type="checkbox"/>	For the 5.47-5.725 GHz band, the maximum conducted output power ( $P_{Out}$ ) shall not exceed the lesser of 250 mW or $11 \text{ dBm} + 10 \log B$ , where B is the 26 dB emission bandwidth in MHz. If $G_{TX} > 6$ dBi, then $P_{Out} = 24 - (G_{TX} - 6)$ .
<input checked="" type="checkbox"/> For the 5.725-5.85 GHz band:	
<input type="checkbox"/>	<ul style="list-style-type: none"> <li>▪ Point-to-multipoint systems (P2M): the maximum conducted output power (<math>P_{Out}</math>) shall not exceed the lesser of 1 W. If <math>G_{TX} &gt; 6</math> dBi, then <math>P_{Out} = 30 - (G_{TX} - 6)</math>.</li> <li>▪ Point-to-point systems (P2P): the maximum conducted output power (<math>P_{Out}</math>) shall not exceed the lesser of 1 W.</li> </ul>
Maximum EIRP Limit	
<input type="checkbox"/> For the 5.85-5.895 GHz band:	
<input type="checkbox"/>	<ul style="list-style-type: none"> <li>▪ Indoor AP &amp; subordinate device <math>&lt; 36 \text{ dBm}</math></li> <li>▪ Client device <math>&lt; 30 \text{ dBm}</math></li> </ul>
<b>LE-LAN Devices</b>	
<input type="checkbox"/>	For the 5.15-5.25 GHz band, the maximum e.i.r.p. shall not exceed 200 mW or $10 + 10 \log B$ , dBm, whichever power is less. B is the 99% emission bandwidth in MHz.
<input type="checkbox"/>	For the 5.25-5.35 GHz band, the maximum e.i.r.p. shall not exceed 1.0 W or $17 + 10 \log B$ , dBm, whichever power is less. B is the 99% emission bandwidth in MHz
<input type="checkbox"/>	For the 5.47-5.6 GHz band and 5.65-5.725 GHz band, the maximum e.i.r.p. shall not exceed 1.0 W or $17 + 10 \log B$ , dBm, whichever power is less. B is the 99% emission bandwidth in MHz
<input type="checkbox"/> For the 5.725-5.85 GHz band:	
<input type="checkbox"/>	<ul style="list-style-type: none"> <li>▪ Point-to-multipoint systems (P2M): the maximum conducted output power (<math>P_{Out}</math>) shall not exceed the lesser of 1 W. If <math>G_{TX} &gt; 6</math> dBi, then <math>P_{Out} = 30 - (G_{TX} - 6)</math>.</li> <li>▪ Point-to-point systems (P2P): the maximum conducted output power (<math>P_{Out}</math>) shall not exceed the lesser of 1 W.</li> </ul>

**P<sub>Out</sub>** = maximum conducted output power in dBm,  
**G<sub>TX</sub>** = the maximum transmitting antenna directional gain in dBi.


### 3.3.2 Measuring Instruments

Refer a test equipment and calibration data table in this test report.

### 3.3.3 Test Procedures

Test Method	
<ul style="list-style-type: none"> <li>Maximum Conducted Output Power</li> </ul>	
Average over on/off periods with duty factor	
<input type="checkbox"/>	Refer as FCC KDB 789033, clause E Method SA-2 (spectral trace averaging).
<input type="checkbox"/>	Refer as FCC KDB 789033, clause E Method SA-2 Alt. (RMS detection with slow sweep speed)
Wideband RF power meter and average over on/off periods with duty factor	
<input checked="" type="checkbox"/>	Refer as FCC KDB 789033, clause E Method PM-G (using an RF average power meter).
<ul style="list-style-type: none"> <li>For conducted measurement.</li> </ul>	
<ul style="list-style-type: none"> <li>If the EUT supports multiple transmit chains using options given below: Refer as FCC KDB 662911, In-band power measurements. Using the measure-and-sum approach, measured all transmit ports individually. Sum the power (in linear power units e.g., mW) of all ports for each individual sample and save them.</li> </ul>	
<ul style="list-style-type: none"> <li>If multiple transmit chains, EIRP calculation could be following as methods:  <math>P_{total} = P_1 + P_2 + \dots + P_n</math>                      (calculated in linear unit [mW] and transfer to log unit [dBm])  <math>EIRP_{total} = P_{total} + DG</math> </li> </ul>	

### 3.3.4 Test Setup



### 3.3.5 Test Result of Maximum Output Power

Refer as Appendix C



### 3.4 Power Spectral Density

#### 3.4.1 Limit

<b>Peak Power Spectral Density Limit</b>	
<b>UNII Devices</b>	
<input checked="" type="checkbox"/> For the 5.15-5.25 GHz band:	
	<ul style="list-style-type: none"> <li>▪ Outdoor AP: the peak power spectral density (PPSD) shall not exceed the lesser of 17dBm/MHz. If <math>G_{TX} &gt; 6</math> dBi, then <math>P_{Out} = 17 - (G_{TX} - 6)</math>.</li> <li>▪ Indoor AP: the peak power spectral density (PPSD) shall not exceed the lesser of 17dBm/MHz. If <math>G_{TX} &gt; 6</math> dBi, then <math>P_{Out} = 17 - (G_{TX} - 6)</math>.</li> <li>▪ Point-to-point AP: the peak power spectral density (PPSD) shall not exceed the lesser of 17dBm/MHz. If <math>G_{TX} &gt; 23</math> dBi, then <math>P_{Out} = 17 - (G_{TX} - 23)</math>.</li> <li>▪ Mobile or Portable Client: the peak power spectral density (PPSD) <math>\leq 11</math> dBm/MHz. If <math>G_{TX} &gt; 6</math> dBi, then <math>PPSD = 11 - (G_{TX} - 6)</math>.</li> </ul>
<input type="checkbox"/> For the 5.25-5.35 GHz band, the peak power spectral density (PPSD) $\leq 11$ dBm/MHz. If $G_{TX} > 6$ dBi, then $PPSD = 11 - (G_{TX} - 6)$ .	
<input type="checkbox"/> For the 5.47-5.725 GHz band, the peak power spectral density (PPSD) $\leq 11$ dBm/MHz. If $G_{TX} > 6$ dBi, then $PPSD = 11 - (G_{TX} - 6)$ .	
<input checked="" type="checkbox"/> For the 5.725-5.85 GHz band:	
	<ul style="list-style-type: none"> <li>▪ Point-to-multipoint systems (P2M): the peak power spectral density (PPSD) <math>\leq 30</math> dBm/500kHz. If <math>G_{TX} &gt; 6</math> dBi, then <math>PPSD = 30 - (G_{TX} - 6)</math>.</li> <li>▪ Point-to-point systems (P2P): the peak power spectral density (PPSD) <math>\leq 30</math> dBm/500kHz.</li> </ul>
<b>EIRP Power Spectral Density Limit</b>	
<input type="checkbox"/> For the 5.85-5.895 GHz band:	
	<ul style="list-style-type: none"> <li>▪ Indoor AP &amp; subordinate device &lt; 20dBm/MHz</li> <li>▪ Client device &lt; 14dBm/MHz</li> </ul>
<b>LE-LAN Devices</b>	
<input type="checkbox"/> For the 5.15-5.25 GHz band, the e.i.r.p. peak power spectral density (PPSD) $\leq 10$ dBm/MHz.	
<input type="checkbox"/> For the 5.25-5.35 GHz band, the peak power spectral density (PPSD) $\leq 11$ dBm/MHz.	
	<ul style="list-style-type: none"> <li>▪ e.i.r.p. greater than 200 mW shall comply with the following e.i.r.p. at different elevations, where <math>\theta</math> is the angle above the local horizontal plane (of the Earth) as shown below:            -13 dBW/MHz for <math>0^\circ \leq \theta &lt; 8^\circ</math> ; -13 - 0.716 (<math>\theta</math>-8) dBW/MHz for <math>8^\circ \leq \theta &lt; 40^\circ</math>            -35.9 - 1.22 (<math>\theta</math>-40) dBW/MHz for <math>40^\circ \leq \theta \leq 45^\circ</math> ; -42 dBW/MHz for <math>\theta &gt; 45^\circ</math></li> </ul>
<input type="checkbox"/> For the 5.47-5.6 GHz band and 5.65-5.725 GHz band, the peak power spectral density (PPSD) $\leq 11$ dBm/MHz.	
<input type="checkbox"/> For the 5.725-5.85 GHz band:	
	<ul style="list-style-type: none"> <li>▪ Point-to-multipoint systems (P2M): the peak power spectral density (PPSD) <math>\leq 30</math> dBm/500kHz. If <math>G_{TX} &gt; 6</math> dBi, then <math>PPSD = 30 - (G_{TX} - 6)</math>.</li> <li>▪ Point-to-point systems (P2P): the peak power spectral density (PPSD) <math>\leq 30</math> dBm/500kHz.</li> </ul>
<b>PPSD = peak power spectral density that he same method as used to determine the conducted output</b>	



power shall be used to determine the power spectral density. And power spectral density in dBm/MHz  
 $G_{TX}$  = the maximum transmitting antenna directional gain in dBi.

### **3.4.2 Measuring Instruments**

Refer a test equipment and calibration data table in this test report.

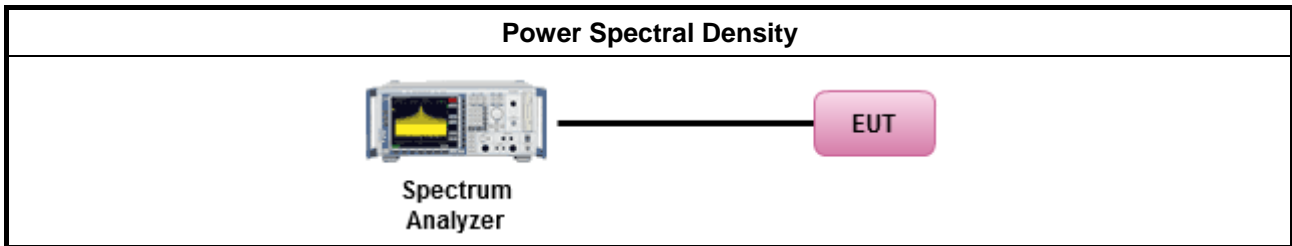




**3.4.3 Test Procedures**

Test Method	
<ul style="list-style-type: none"> <li>▪ Peak power spectral density procedures that the same method as used to determine the conducted output power shall be used to determine the peak power spectral density and use the peak search function on the spectrum analyzer to find the peak of the spectrum. For the peak power spectral density shall be measured using below options:</li> </ul>	
<input type="checkbox"/>	Refer as FCC KDB 789033, F5) power spectral density can be measured using resolution bandwidths < 1 MHz provided that the results are integrated over 1 MHz bandwidth
[duty cycle ≥ 98% or external video / power trigger]	
<input checked="" type="checkbox"/>	Refer as FCC KDB 789033, clause E Method SA-1 (spectral trace averaging).
<input type="checkbox"/>	Refer as FCC KDB 789033, clause E Method SA-1 Alt. (RMS detection with slow sweep speed)
duty cycle < 98% and average over on/off periods with duty factor	
<input checked="" type="checkbox"/>	Refer as FCC KDB 789033, clause E Method SA-2 (spectral trace averaging).
<input type="checkbox"/>	Refer as FCC KDB 789033, clause E Method SA-2 Alt. (RMS detection with slow sweep speed)
<ul style="list-style-type: none"> <li>▪ For conducted measurement.</li> </ul>	
<ul style="list-style-type: none"> <li>▪ If the EUT supports multiple transmit chains using options given below:</li> </ul>	
<input checked="" type="checkbox"/>	Option 1: Measure and sum the spectra across the outputs. Refer as FCC KDB 662911, In-band power spectral density (PSD). Sample all transmit ports simultaneously using a spectrum analyzer for each transmit port. Where the trace bin-by-bin of each transmit port summing can be performed. (i.e., in the first spectral bin of output 1 is summed with that in the first spectral bin of output 2 and that from the first spectral bin of output 3, and so on up to the NTX output to obtain the value for the first frequency bin of the summed spectrum.). Add up the amplitude (power) values for the different transmit chains and use this as the new data trace.
<input type="checkbox"/>	Option 2: Measure and sum spectral maxima across the outputs. With this technique, spectra are measured at each output of the device at the required resolution bandwidth. The maximum value (peak) of each spectrum is determined. These maximum values are then summed mathematically in linear power units across the outputs. These operations shall be performed separately over frequency spans that have different out-of-band or spurious emission limits,
<input type="checkbox"/>	Option 3: Measure and add 10 log(N) dB, where N is the number of transmit chains. Refer as FCC KDB 662911, In-band power spectral density (PSD). Performed at each transmit chains and each transmit chains shall be compared with the limit have been reduced with 10 log(N). Or each transmit chains shall be add 10 log(N) to compared with the limit.
<ul style="list-style-type: none"> <li>▪ If multiple transmit chains, EIRP PPSD calculation could be following as methods:  <math>PPSD_{total} = PPSD_1 + PPSD_2 + \dots + PPSD_n</math>            (calculated in linear unit [mW] and transfer to log unit [dBm])  <math>EIRP_{total} = PPSD_{total} + DG</math> </li> </ul>	

### 3.4.4 Test Setup



### 3.4.5 Test Result of Power Spectral Density

Refer as Appendix D



### 3.5 Unwanted Emissions

#### 3.5.1 Transmitter Unwanted Emissions Limit

Unwanted emissions below 1 GHz and restricted band emissions above 1GHz limit			
Frequency Range (MHz)	Field Strength (uV/m)	Field Strength (dBuV/m)	Measure Distance (m)
0.009~0.490	2400/F(kHz)	48.5 - 13.8	300
0.490~1.705	24000/F(kHz)	33.8 - 23	30
1.705~30.0	30	29	30
30~88	100	40	3
88~216	150	43.5	3
216~960	200	46	3
Above 960	500	54	3

Note 1: Test distance for frequencies at or above 30 MHz, measurements may be performed at a distance other than the limit distance provided they are not performed in the near field and the emissions to be measured can be detected by the measurement equipment. When performing measurements at a distance other than that specified, the results shall be extrapolated to the specified distance using an extrapolation factor of 20 dB/decade (inverse of linear distance for field-strength measurements, inverse of linear distance-squared for power-density measurements).

Note 2: Test distance for frequencies at below 30 MHz, measurements may be performed at a distance closer than the EUT limit distance; however, an attempt should be made to avoid making measurements in the near field. When performing measurements below 30 MHz at a closer distance than the limit distance, the results shall be extrapolated to the specified distance by either making measurements at a minimum of two or more distances on at least one radial to determine the proper extrapolation factor or by using the square of an inverse linear distance extrapolation factor (40 dB/decade). The test report shall specify the extrapolation method used to determine compliance of the EUT.

Note 3: Using the distance of 1m during the test for above 18 GHz, and the test value to correct for the distance factor at 3m.



<b>Un-restricted band emissions above 1GHz Limit</b>	
<b>Operating Band</b>	<b>Limit</b>
<input checked="" type="checkbox"/> 5.15 - 5.25 GHz	e.i.r.p. -27 dBm [68.2 dBuV/m@3m]
<input type="checkbox"/> 5.25 - 5.35 GHz	e.i.r.p. -27 dBm [68.2 dBuV/m@3m]
<input type="checkbox"/> 5.47 - 5.725 GHz	e.i.r.p. -27 dBm [68.2 dBuV/m@3m]
<input checked="" type="checkbox"/> 5.725 - 5.85 GHz	all emissions shall be limited to a level of -27 dBm/MHz at 75 MHz or more above or below the band edge increasing linearly to 10 dBm/MHz at 25 MHz above or below the band edge, and from 25 MHz above or below the band edge increasing linearly to a level of 15.6 dBm/MHz at 5 MHz above or below the band edge, and from 5 MHz above or below the band edge increasing linearly to a level of 27 dBm/MHz at the band edge.
<input type="checkbox"/> 5.85 - 5.895 GHz	(i) For an indoor access point or subordinate device, all emissions at or above 5.895 GHz shall not exceed an e.i.r.p. of 15 dBm/MHz and shall decrease linearly to an e.i.r.p. of - 7 dBm/MHz at or above 5.925 GHz. (ii) For a client device, all emissions at or above 5.895 GHz shall not exceed an e.i.r.p. of -5 dBm/MHz and shall decrease linearly to an e.i.r.p. of -27 dBm/MHz at or above 5.925 GHz. (iii) For a client device or indoor access point or subordinate device, all emissions below 5.725 GHz shall not exceed an e.i.r.p. of -27 dBm/MHz at 5.65 GHz increasing linearly to 10 dBm/ MHz at 5.7 GHz, and from 5.7 GHz increasing linearly to a level of 15.6 dBm/MHz at 5.72 GHz, and from 5.72 GHz increasing linearly to a level of 27 dBm/MHz at 5.725 GHz.
Note 1: Measurements may be performed at a distance other than the limit distance provided they are not performed in the near field and the emissions to be measured can be detected by the measurement equipment. When performing measurements at a distance other than that specified, the results shall be extrapolated to the specified distance using an extrapolation factor of 20 dB/decade (inverse of linear distance for field-strength measurements, inverse of linear distance-squared for power-density measurements).	

**3.5.2 Measuring Instruments**

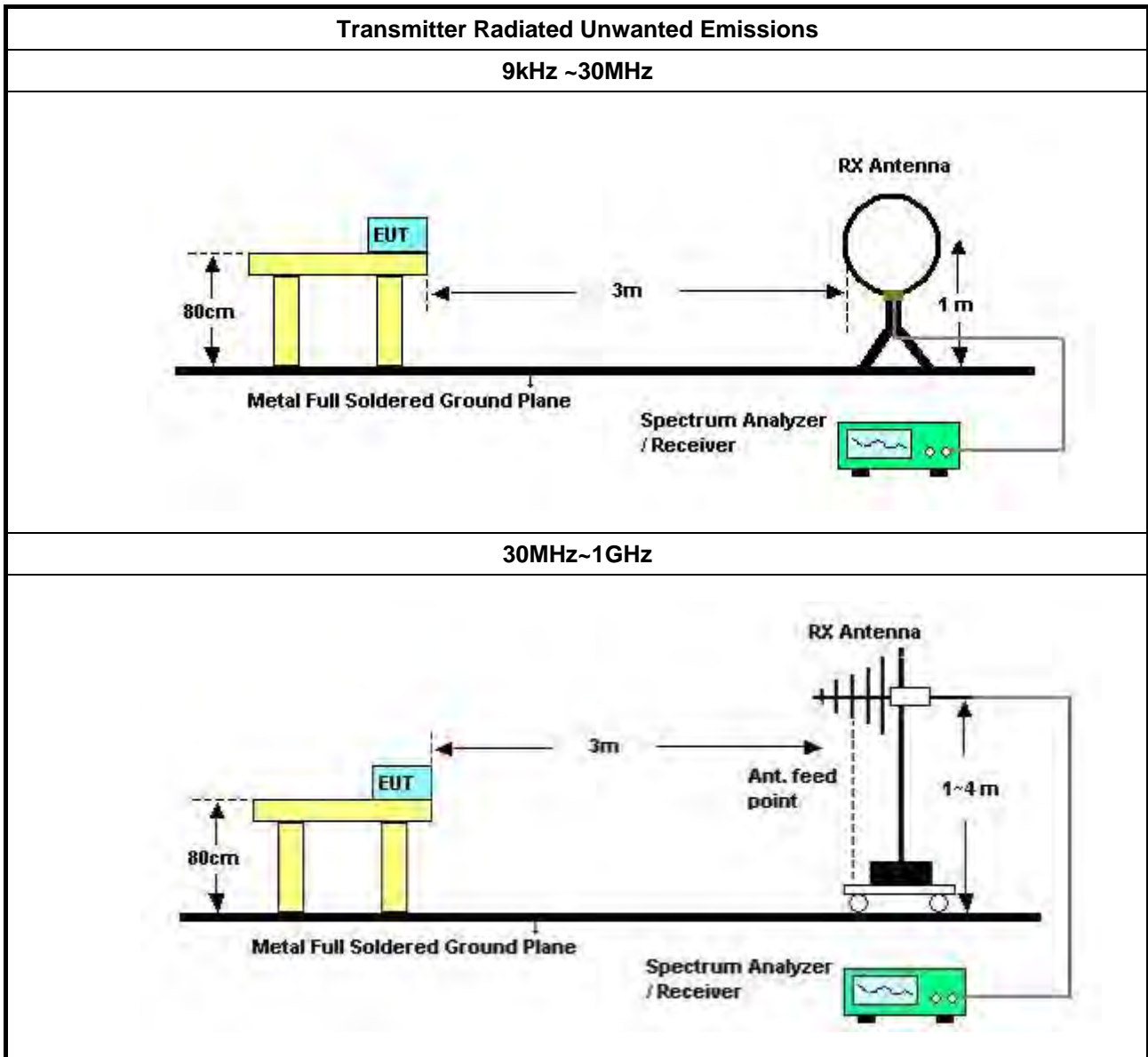
Refer a test equipment and calibration data table in this test report.

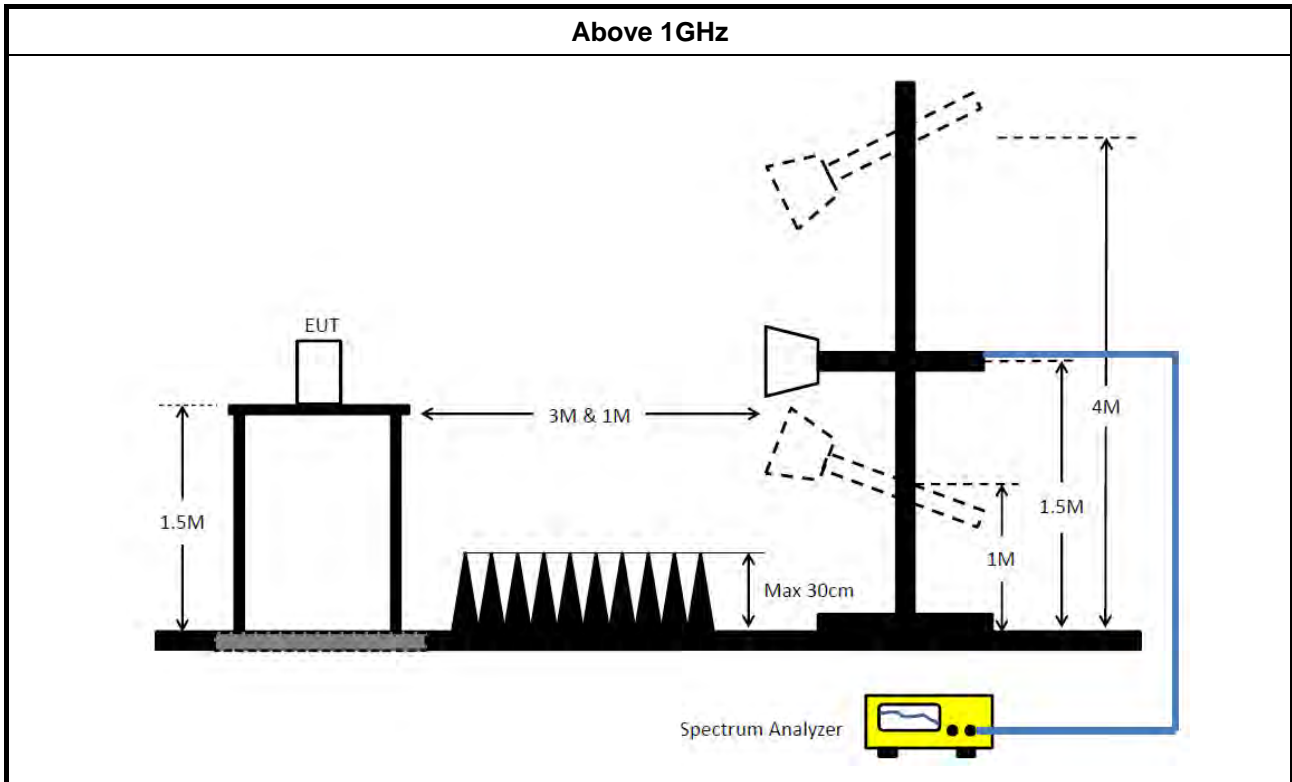


**3.5.3 Test Procedures**

<b>Test Method</b>	
<ul style="list-style-type: none"> <li>▪ Measurements may be performed at a distance other than the limit distance provided they are not performed in the near field and the emissions to be measured can be detected by the measurement equipment. Measurements shall not be performed at a distance greater than 30 m for frequencies above 30 MHz, unless it can be further demonstrated that measurements at a distance of 30 m or less are impractical. When performing measurements at a distance other than that specified, the results shall be extrapolated to the specified distance using an extrapolation factor of 20 dB/decade (inverse of linear distance for field-strength measurements, inverse of linear distance-squared for power-density measurements).</li> </ul>	
<ul style="list-style-type: none"> <li>▪ The average emission levels shall be measured in [duty cycle ≥ 98 or duty factor].</li> </ul>	
<ul style="list-style-type: none"> <li>▪ For the transmitter unwanted emissions shall be measured using following options below:</li> </ul>	
	<ul style="list-style-type: none"> <li>▪ Refer as FCC KDB 789033, clause G)2) for unwanted emissions into non-restricted bands.</li> </ul>
	<ul style="list-style-type: none"> <li>▪ Refer as FCC KDB 789033, clause G)1) for unwanted emissions into restricted bands.</li> </ul>
	<input type="checkbox"/> Refer as FCC KDB 789033, G)6) Method AD (Trace Averaging).
	<input checked="" type="checkbox"/> Refer as FCC KDB 789033, G)6) Method VB (Reduced VBW).
	<input type="checkbox"/> Refer as ANSI C63.10, clause 11.12.2.5.3 (Reduced VBW). VBW ≥ 1/T, where T is pulse time.
	<input type="checkbox"/> Refer as ANSI C63.10, clause 7.5 average value of pulsed emissions.
	<input checked="" type="checkbox"/> Refer as FCC KDB 789033, clause G)5) measurement procedure peak limit.
	<input type="checkbox"/> Refer as ANSI C63.10, clause 4.1.4.2.2 measurement procedure peak limit.
<ul style="list-style-type: none"> <li>▪ For radiated measurement.</li> </ul>	
	<ul style="list-style-type: none"> <li>▪ Refer as ANSI C63.10, clause 6.4 for radiated emissions below 30 MHz and test distance is 3m.</li> </ul>
	<ul style="list-style-type: none"> <li>▪ Refer as ANSI C63.10, clause 6.5 for radiated emissions 30 MHz to 1 GHz and test distance is 3m.</li> </ul>
	<ul style="list-style-type: none"> <li>▪ Refer as ANSI C63.10, clause 6.6 for radiated emissions above 1GHz.</li> </ul>
<ul style="list-style-type: none"> <li>▪ The any unwanted emissions level shall not exceed the fundamental emission level.</li> </ul>	
<ul style="list-style-type: none"> <li>▪ All amplitude of spurious emissions that are attenuated by more than 20 dB below the permissible value has no need to be reported.</li> </ul>	

**3.5.4 Test Setup**





### 3.5.5 Measurement Results Calculation

The measured Level is calculated using:

Corrected Reading: Antenna factor (AF) + Cable loss (CL) + Read level (Raw) - Preamp factor (PA)(if applicable) = Level.

### 3.5.6 Transmitter Unwanted Emissions (Below 30MHz)

There is a comparison data of both open-field test site and alternative test site - semi-Anechoic chamber according to KDB414788 Radiated Test Site, and the result came out very similar.

All amplitude of spurious emissions that are attenuated by more than 20 dB below the permissible value has no need to be reported.

The radiated emissions were investigated from 9 kHz or the lowest frequency generated within the device, up to the 10th harmonic or 40 GHz, whichever is appropriate.

### 3.5.7 Test Result of Transmitter Unwanted Emissions

Refer as Appendix E



## 4 Test Equipment and Calibration Data

Instrument	Brand	Model No.	Serial No.	Characteristics	Calibration Date	Calibration Due Date	Remark
EMI Receiver	Agilent	N9038A	My52260123	9kHz ~ 8.4GHz	Feb. 26, 2020	Feb. 25, 2021	Conduction (CO01-CB)
LISN	F.C.C.	FCC-LISN-50-16-2	04083	150kHz ~ 100MHz	Dec. 25, 2019	Dec. 24, 2020	Conduction (CO01-CB)
LISN	Schwarzbeck	NSLK 8127	8127647	9kHz ~ 30MHz	Feb. 25, 2020	Feb. 24, 2021	Conduction (CO01-CB)
Pulse Limiter	Rohde&Schwarz	ESH3-Z2	100430	9kHz ~ 30MHz	Jan. 31, 2020	Jan. 30, 2021	Conduction (CO01-CB)
COND Cable	Woken	Cable	Low cable-CO01	9kHz ~ 30MHz	May 20, 2020	May 19, 2021	Conduction (CO01-CB)
Software	SPORTON	SENSE	V5.10	-	N.C.R.	N.C.R.	Conduction (CO01-CB)
Loop Antenna	Teseq	HLA 6120	24155	9kHz - 30 MHz	Apr. 14, 2021	Apr. 13, 2022	Radiation (03CH03-CB)
3m Semi Anechoic Chamber NSA	TDK	SAC-3M	03CH03-CB	30 MHz ~ 1 GHz	Jan. 27, 2021	Jan. 26, 2022	Radiation (03CH03-CB)
Bilog Antenna with 6 dB attenuator	Schaffner & EMC I	CBL6112B & N-6-06	2928 & AT-N0608	20MHz ~ 2GHz	Feb. 22, 2021	Feb. 21, 2022	Radiation (03CH03-CB)
Pre-Amplifier	Agilent	8447D	2944A10259	9kHz ~ 1.3GHz	Jan. 11, 2021	Jan. 10, 2022	Radiation (03CH03-CB)
Spectrum Analyzer	R&S	FSP40	100019	9kHz ~ 40GHz	Jun. 04, 2021	Jun. 03, 2022	Radiation (03CH03-CB)
EMI Test Receiver	R&S	ESCS	826547/017	9kHz ~ 2.75GHz	Jun. 21, 2021	Jun. 20, 2022	Radiation (03CH03-CB)
RF Cable-low	Woken	RG402	Low Cable-02+29	30MHz ~ 1GHz	Aug. 20, 2021	Aug. 19, 2022	Radiation (03CH03-CB)
Test Software	SPORTON	SENSE	V5.10	-	N.C.R.	N.C.R.	Radiation (03CH03-CB)
3m Semi Anechoic Chamber VSWR	RIKEN	SAC-3M	03CH02-CB	1GHz ~18GHz 3m	Mar. 28, 2020	Mar. 27, 2021	Radiation (03CH02-CB)
Horn Antenna	EMCO	3115	9610-4976	1GHz ~ 18GHz	Apr. 21, 2020	Apr. 20, 2021	Radiation (03CH02-CB)
Horn Antenna	Schwarzbeck	BBHA 9170	BBHA9170252	15GHz ~ 40GHz	Jul. 21, 2020	Jul. 20, 2021	Radiation (03CH02-CB)
Pre-Amplifier	Agilent	83017A	MY39501305	1GHz ~ 26.5GHz	Jul. 13, 2020	Jul. 12, 2021	Radiation (03CH02-CB)
Pre-Amplifier	MITEQ	TTA1840-35-HG	1864479	18GHz ~ 40GHz	Jul. 08, 2020	Jul. 07, 2021	Radiation (03CH02-CB)





Instrument	Brand	Model No.	Serial No.	Characteristics	Calibration Date	Calibration Due Date	Remark
Spectrum analyzer	R&S	FSU	100015	9kHz~26GHz	Oct. 15, 2020	Oct. 14, 2021	Radiation (03CH02-CB)
RF Cable-high	Woken	RG402	High Cable-18	1GHz ~ 18GHz	Oct. 05, 2020	Oct. 04, 2021	Radiation (03CH02-CB)
RF Cable-high	Woken	RG402	High Cable-18+19	1GHz ~ 18GHz	Oct. 05, 2020	Oct. 04, 2021	Radiation (03CH02-CB)
RF Cable-high	Woken	RG402	High Cable-40G#1	18GHz ~ 40 GHz	Jul. 16, 2020	Jul. 15, 2021	Radiation (03CH02-CB)
RF Cable-high	Woken	RG402	High Cable-40G#2	18GHz ~ 40 GHz	Jul. 16, 2020	Jul. 15, 2021	Radiation (03CH02-CB)
Test Software	SPORTON	SENSE	V5.10	-	N.C.R.	N.C.R.	Radiation (03CH02-CB)
3m Semi Anechoic Chamber VSWR	TDK	SAC-3M	03CH05-CB	1GHz ~18GHz 3m	Nov. 08, 2020	Nov. 07, 2021	Radiation (03CH05-CB)
Horn Antenna	SCHWARZBECK	BBHA9120D	BBHA 9120 D-1291	1GHz~18GHz	Sep. 05, 2020	Sep. 04, 2021	Radiation (03CH05-CB)
Horn Antenna	Schwarzbeck	BBHA 9170	BBHA9170252	15GHz ~ 40GHz	Jul. 21, 2020	Jul. 20, 2021	Radiation (03CH05-CB)
Pre-Amplifier	EMCI	EMC12630S E	980287	1GHz – 26.5GHz	Jul. 03, 2020	Jul. 02, 2021	Radiation (03CH05-CB)
Pre-Amplifier	MITEQ	TTA1840-35-HG	1864479	18GHz ~ 40GHz	Jul. 08, 2020	Jul. 07, 2021	Radiation (03CH05-CB)
Spectrum Analyzer	R&S	FSP40	100304	9kHz ~ 40GHz	Nov. 10, 2020	Nov. 09, 2021	Radiation (03CH05-CB)
RF Cable-high	Woken	RG402	High Cable-28	1GHz~18GHz	Oct. 05, 2020	Oct. 04, 2021	Radiation (03CH05-CB)
RF Cable-high	Woken	RG402	High Cable-04+28	1GHz~18GHz	Oct. 05, 2020	Oct. 04, 2021	Radiation (03CH05-CB)
RF Cable-high	Woken	RG402	High Cable-40G#1	18GHz ~ 40 GHz	Jul. 16, 2020	Jul. 15, 2021	Radiation (03CH05-CB)
RF Cable-high	Woken	RG402	High Cable-40G#2	18GHz ~ 40 GHz	Jul. 16, 2020	Jul. 15, 2021	Radiation (03CH05-CB)
Test Software	SPORTON	SENSE	V5.10	-	N.C.R.	N.C.R.	Radiation (03CH05-CB)
Signal Analyzer	R&S	FSV40	101903	9kHz ~ 40GHz	May 14, 2020	May 13, 2021	Conducted (TH03-CB)
Power Sensor	Anritsu	MA2411B	1726195	300MHz~40GHz	Aug. 17, 2020	Aug. 16, 2021	Conducted (TH03-CB)
Power Meter	Anritsu	ML2495A	1035008	300MHz~40GHz	Aug. 17, 2020	Aug. 16, 2021	Conducted (TH03-CB)
RF Cable-high	Woken	RG402	High Cable-11	1 GHz –18 GHz	Oct. 05, 2020	Oct. 04, 2021	Conducted (TH03-CB)
RF Cable-high	Woken	RG402	High Cable-12	1 GHz –18 GHz	Oct. 05, 2020	Oct. 04, 2021	Conducted (TH03-CB)



Instrument	Brand	Model No.	Serial No.	Characteristics	Calibration Date	Calibration Due Date	Remark
RF Cable-high	Woken	RG402	High Cable-13	1 GHz –18 GHz	Oct. 05, 2020	Oct. 04, 2021	Conducted (TH03-CB)
RF Cable-high	Woken	RG402	High Cable-14	1 GHz –18 GHz	Oct. 05, 2020	Oct. 04, 2021	Conducted (TH03-CB)
RF Cable-high	Woken	RG402	High Cable-15	1 GHz –18 GHz	Oct. 05, 2020	Oct. 04, 2021	Conducted (TH03-CB)
Test Software	SPORTON	SENSE	V5.10	-	N.C.R.	N.C.R.	Conducted (TH03-CB)

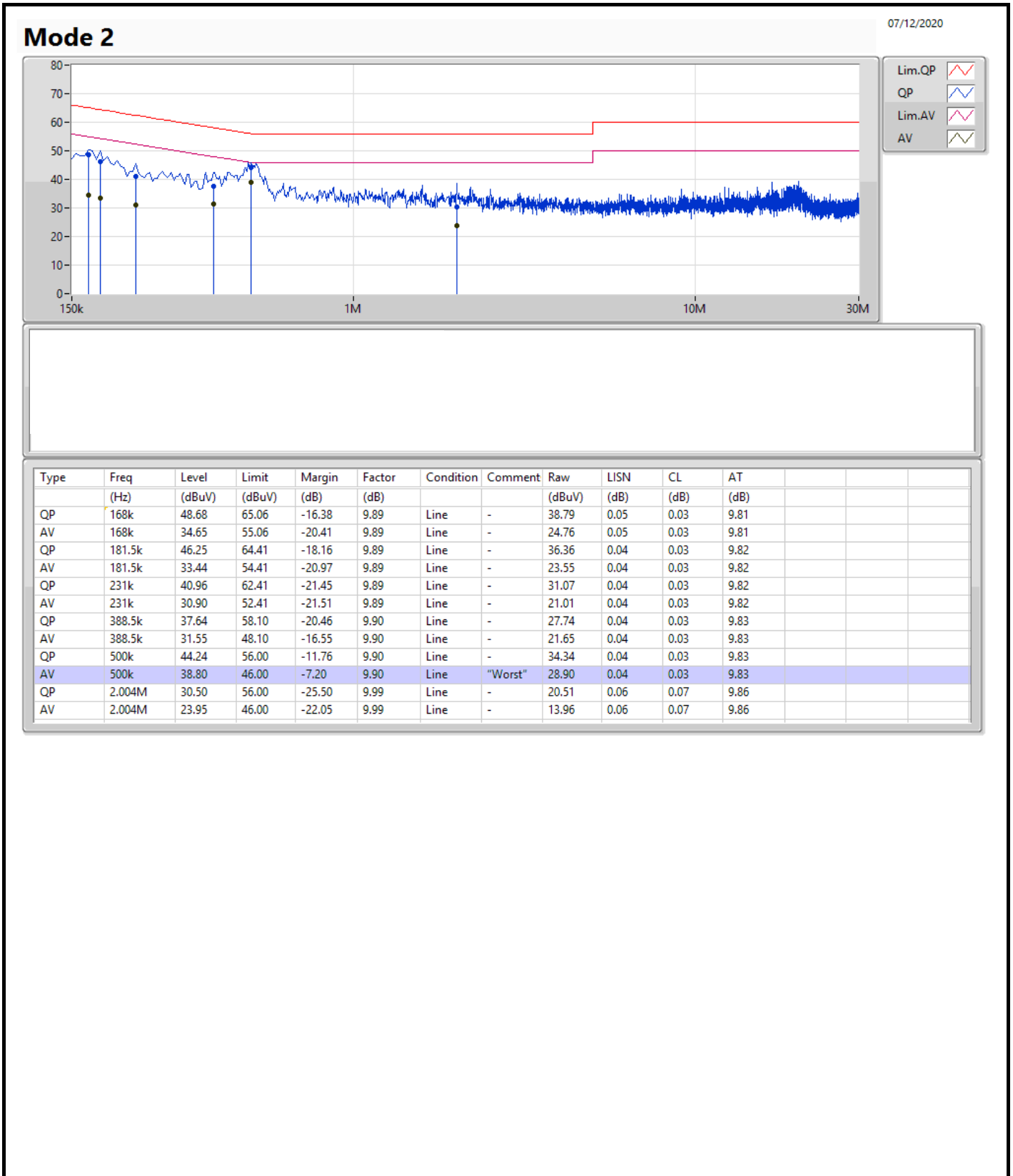
Note: Calibration Interval of instruments listed above is one year.

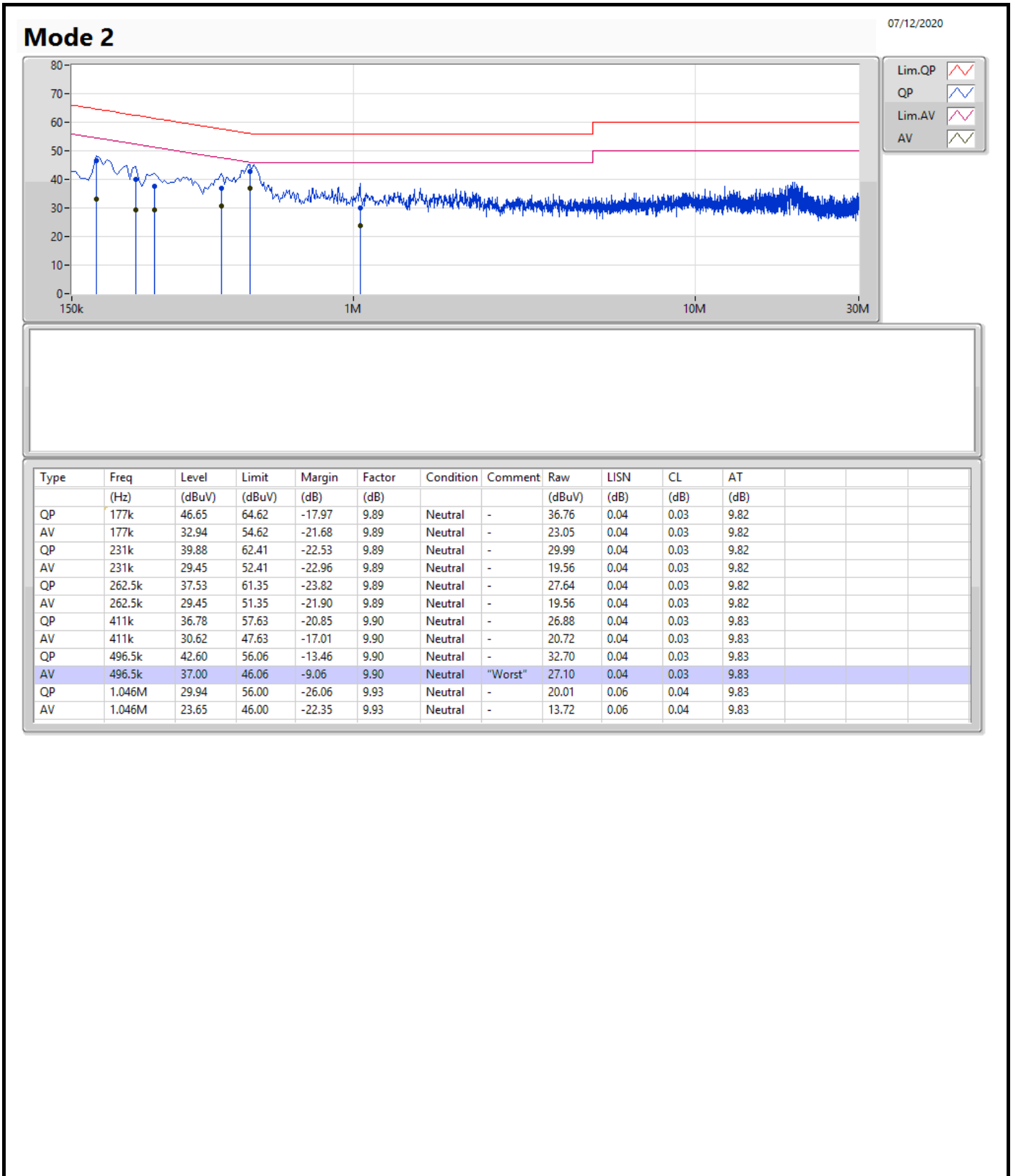
N.C.R. means Non-Calibration required.



**Summary**

Mode	Result	Type	Freq (Hz)	Level (dBuV)	Limit (dBuV)	Margin (dB)	Condition
Mode 2	Pass	AV	500k	38.80	46.00	-7.20	Line





**Summary**

Mode	Max-N dB (Hz)	Max-OBW (Hz)	ITU-Code	Min-N dB (Hz)	Min-OBW (Hz)
5.15-5.25GHz	-	-	-	-	-
802.11a_Nss1,(6Mbps)_4TX	19.29M	16.432M	16M4D1D	18.42M	16.192M
802.11ax HEW20_Nss1,(MCS0)_4TX	21.33M	19.01M	19M0D1D	20.58M	18.801M
802.11ax HEW40_Nss1,(MCS0)_4TX	41.46M	37.901M	37M9D1D	40.38M	37.601M
802.11ax HEW80_Nss1,(MCS0)_4TX	82.32M	77.121M	77M1D1D	81.96M	77.001M
5.725-5.85GHz	-	-	-	-	-
802.11a_Nss1,(6Mbps)_4TX	16.32M	17.031M	17M0D1D	12.81M	16.102M
802.11ax HEW20_Nss1,(MCS0)_4TX	18.57M	19.1M	19M1D1D	13.95M	18.621M
802.11ax HEW40_Nss1,(MCS0)_4TX	37.98M	38.261M	38M3D1D	30.48M	37.541M
802.11ax HEW80_Nss1,(MCS0)_4TX	75.84M	77.841M	77M8D1D	67.68M	76.642M

**Max-N dB** = Maximum 6dB down bandwidth for 5.725-5.85GHz band / Maximum 26dB down bandwidth for other band;

**Max-OBW** = Maximum 99% occupied bandwidth;

**Min-N dB** = Minimum 6dB down bandwidth for 5.725-5.85GHz band / Maximum 26dB down bandwidth for other band;

**Min-OBW** = Minimum 99% occupied bandwidth;

**Result**

Mode	Result	Limit (Hz)	Port 1-N dB (Hz)	Port 1-OBW (Hz)	Port 2-N dB (Hz)	Port 2-OBW (Hz)	Port 3-N dB (Hz)	Port 3-OBW (Hz)	Port 4-N dB (Hz)	Port 4-OBW (Hz)
802.11a_Nss1,(6Mbps)_4TX	-	-	-	-	-	-	-	-	-	-
5180MHz	Pass	Inf	19.23M	16.432M	18.78M	16.342M	18.78M	16.372M	18.9M	16.372M
5200MHz	Pass	Inf	19.29M	16.432M	18.78M	16.342M	18.72M	16.372M	18.9M	16.372M
5240MHz	Pass	Inf	18.51M	16.222M	18.84M	16.312M	18.42M	16.192M	18.54M	16.282M
5745MHz	Pass	500k	16.02M	16.642M	12.81M	16.582M	15.42M	16.102M	16.32M	16.432M
5785MHz	Pass	500k	15.9M	16.702M	15.24M	16.552M	15.69M	16.522M	15M	16.402M
5825MHz	Pass	500k	15.36M	16.672M	16.26M	17.031M	15.27M	16.432M	15.3M	16.462M
802.11ax HEW20_Nss1,(MCS0)_4TX	-	-	-	-	-	-	-	-	-	-
5180MHz	Pass	Inf	21.18M	18.981M	21.06M	18.951M	20.67M	18.921M	21.06M	19.01M
5200MHz	Pass	Inf	21.15M	18.981M	20.91M	18.921M	20.58M	18.891M	21.33M	18.981M
5240MHz	Pass	Inf	20.67M	18.801M	20.97M	18.921M	20.79M	18.831M	20.88M	18.921M
5745MHz	Pass	500k	16.35M	18.621M	17.91M	19.1M	18.42M	19.07M	18.12M	19.01M
5785MHz	Pass	500k	15.84M	18.861M	15.15M	18.981M	13.95M	18.831M	16.26M	18.921M
5825MHz	Pass	500k	16.47M	18.951M	18.57M	19.07M	14.22M	18.741M	17.04M	18.951M
802.11ax HEW40_Nss1,(MCS0)_4TX	-	-	-	-	-	-	-	-	-	-
5190MHz	Pass	Inf	40.8M	37.781M	40.98M	37.781M	40.74M	37.841M	40.44M	37.901M
5230MHz	Pass	Inf	41.46M	37.841M	41.04M	37.781M	40.38M	37.601M	40.74M	37.601M
5755MHz	Pass	500k	34.5M	37.721M	37.98M	38.081M	34.68M	37.541M	30.48M	37.961M
5795MHz	Pass	500k	35.76M	37.781M	32.76M	38.261M	33.66M	37.721M	35.1M	38.021M
802.11ax HEW80_Nss1,(MCS0)_4TX	-	-	-	-	-	-	-	-	-	-
5210MHz	Pass	Inf	82.2M	77.001M	81.96M	77.001M	81.96M	77.121M	82.32M	77.121M
5775MHz	Pass	500k	73.2M	77.241M	75.84M	77.841M	74.76M	76.642M	67.68M	77.481M

**Port X-N dB** = Port X 6dB down bandwidth for 5.725-5.85GHz band / 26dB down bandwidth for other band

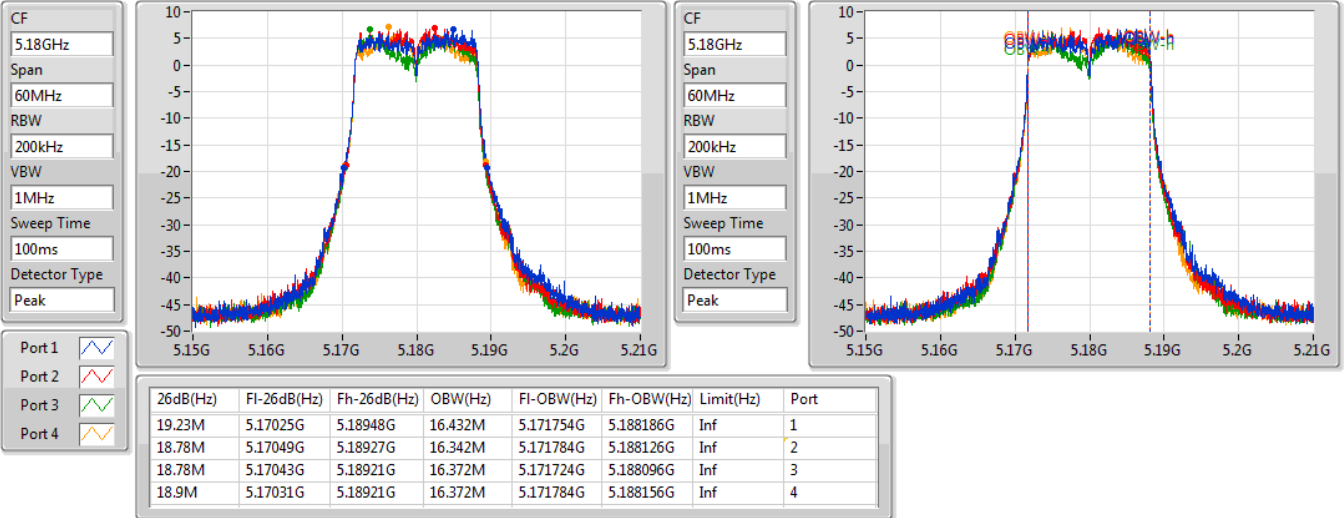
**Port X-OBW** = Port X 99% occupied bandwidth;

802.11a\_Nss1,(6Mbps)\_4TX

EBW

5180MHz

21/12/2020

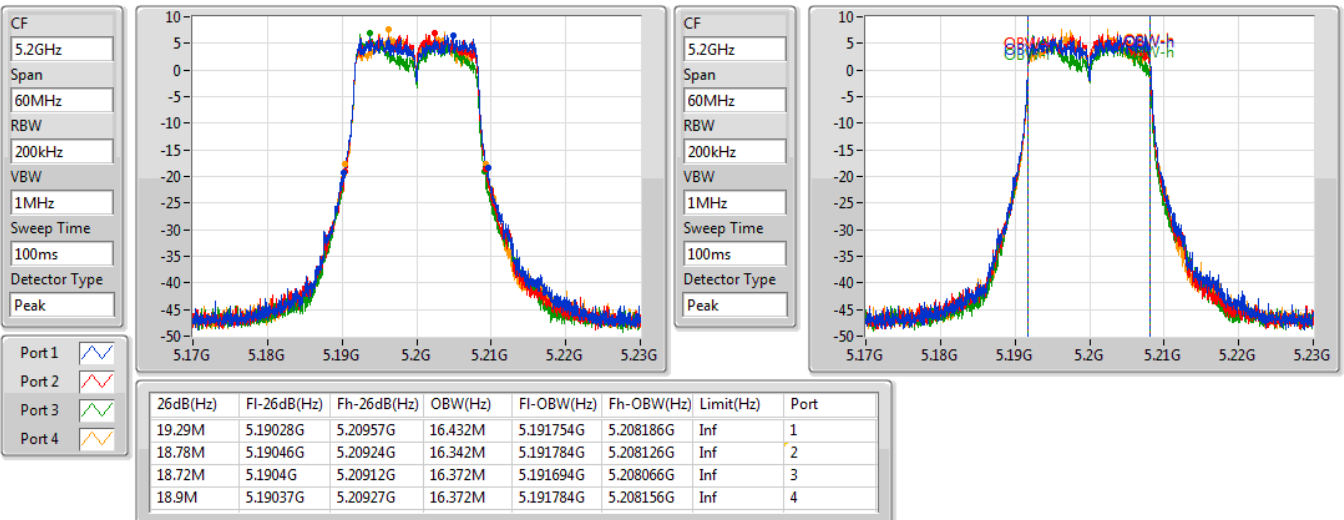


802.11a\_Nss1,(6Mbps)\_4TX

EBW

5200MHz

21/12/2020



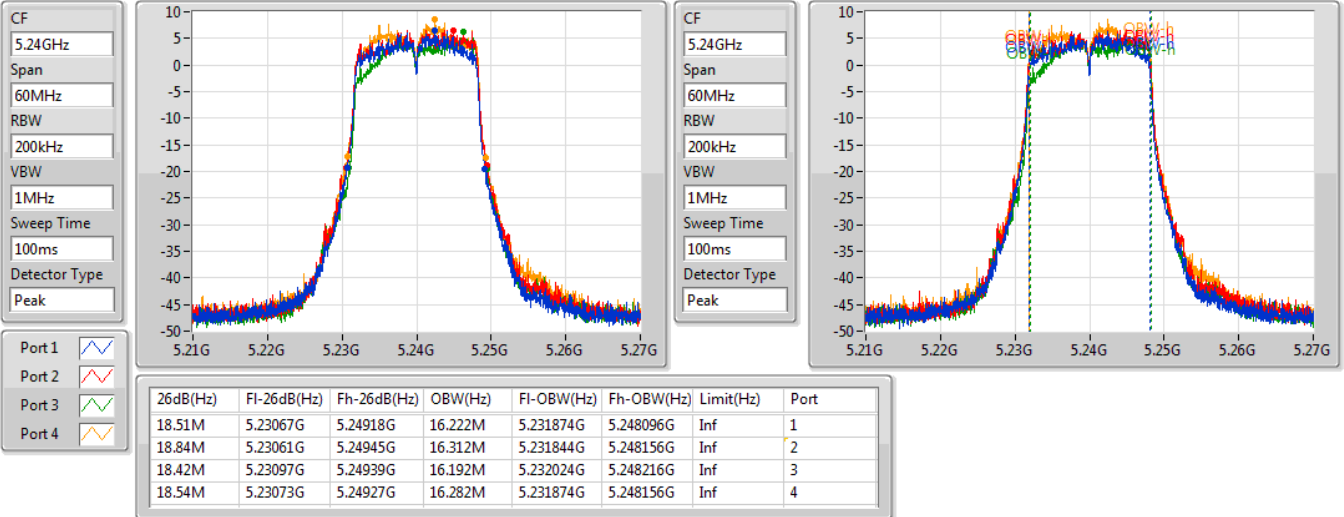


802.11a\_Nss1,(6Mbps)\_4TX

EBW

5240MHz

21/12/2020

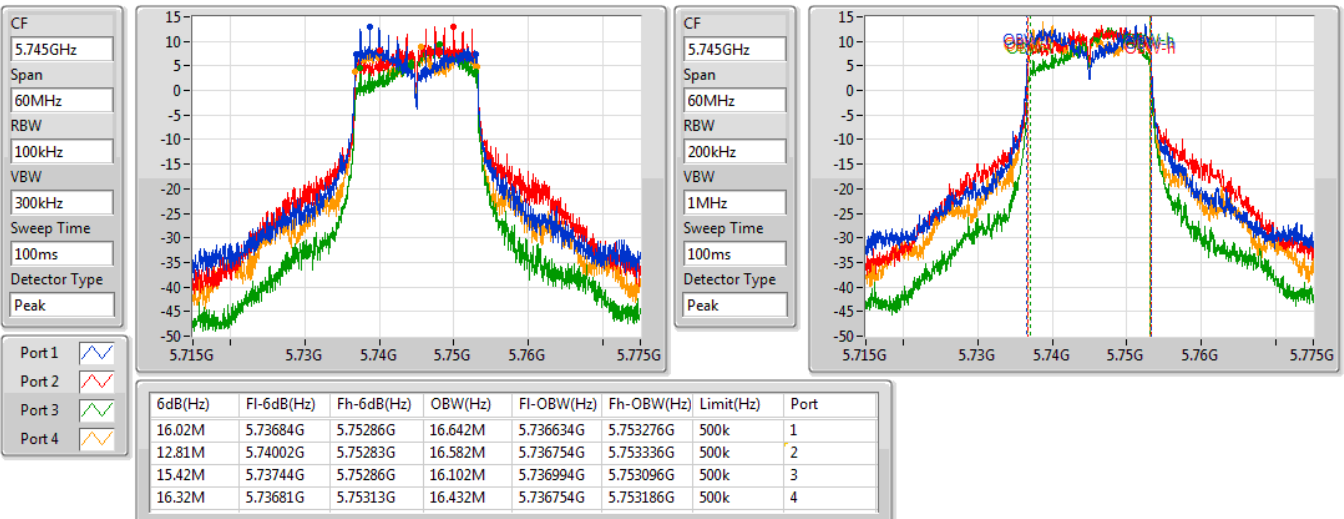


802.11a\_Nss1,(6Mbps)\_4TX

EBW

5745MHz

21/12/2020



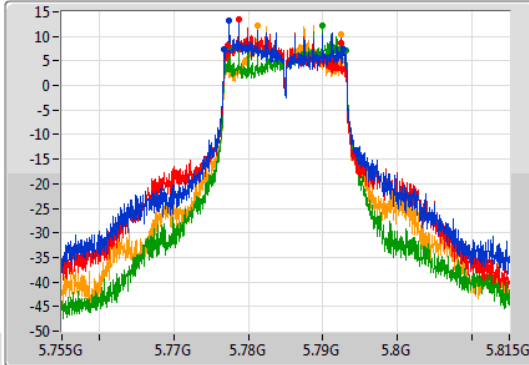
### 802.11a\_Nss1,(6Mbps)\_4TX

EBW

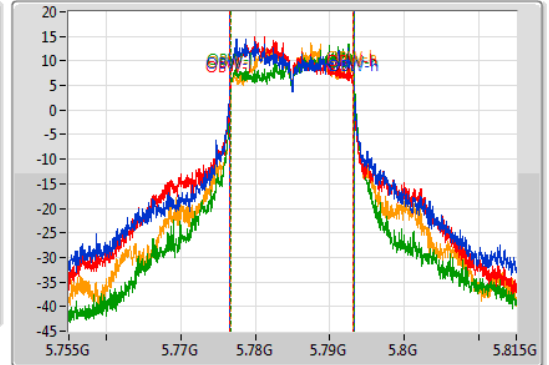
5785MHz

21/12/2020

CF  
5.785GHz  
Span  
60MHz  
RBW  
100kHz  
VBW  
300kHz  
Sweep Time  
100ms  
Detector Type  
Peak



CF  
5.785GHz  
Span  
60MHz  
RBW  
200kHz  
VBW  
1MHz  
Sweep Time  
100ms  
Detector Type  
Peak



6dB(Hz)	Fl-6dB(Hz)	Fh-6dB(Hz)	OBW(Hz)	Fl-OBW(Hz)	Fh-OBW(Hz)	Limit(Hz)	Port
15.9M	5.77681G	5.79271G	16.702M	5.776574G	5.793276G	500k	1
15.24M	5.77723G	5.79247G	16.552M	5.776574G	5.793126G	500k	2
15.69M	5.77744G	5.79313G	16.522M	5.776784G	5.793306G	500k	3
15M	5.77747G	5.79247G	16.402M	5.776784G	5.793186G	500k	4

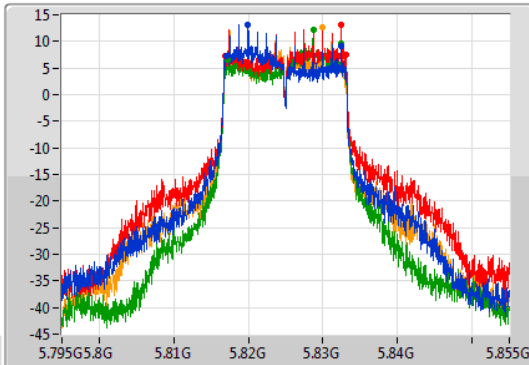
### 802.11a\_Nss1,(6Mbps)\_4TX

EBW

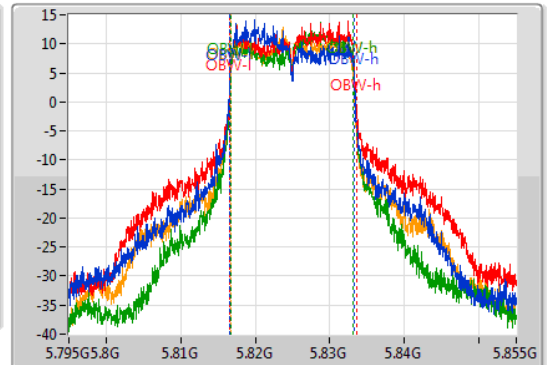
5825MHz

21/12/2020

CF  
5.825GHz  
Span  
60MHz  
RBW  
100kHz  
VBW  
300kHz  
Sweep Time  
100ms  
Detector Type  
Peak



CF  
5.825GHz  
Span  
60MHz  
RBW  
200kHz  
VBW  
1MHz  
Sweep Time  
100ms  
Detector Type  
Peak



6dB(Hz)	Fl-6dB(Hz)	Fh-6dB(Hz)	OBW(Hz)	Fl-OBW(Hz)	Fh-OBW(Hz)	Limit(Hz)	Port
15.36M	5.81708G	5.83244G	16.672M	5.816574G	5.833246G	500k	1
16.26M	5.81684G	5.8331G	17.031M	5.816544G	5.833576G	500k	2
15.27M	5.81723G	5.8325G	16.432M	5.816754G	5.833186G	500k	3
15.3M	5.8172G	5.8325G	16.462M	5.816664G	5.833126G	500k	4

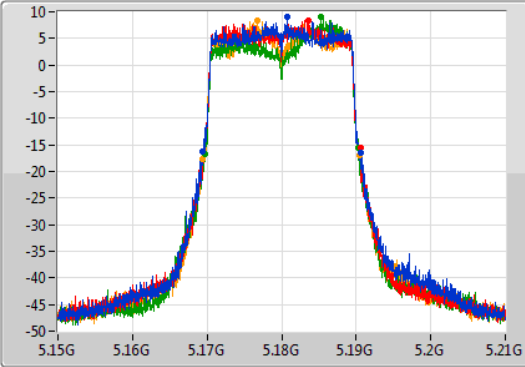
802.11ax HEW20\_Nss1,(MCS0)\_4TX

EBW

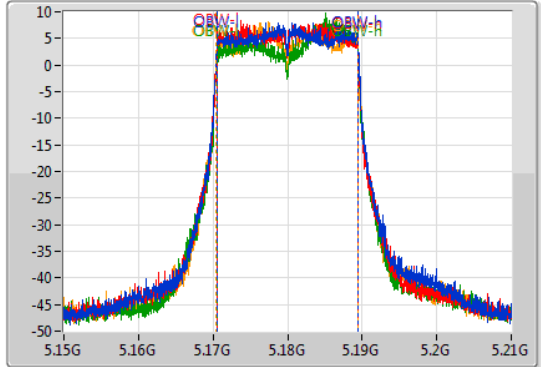
5180MHz

21/12/2020

CF  
5.18GHz  
Span  
60MHz  
RBW  
200kHz  
VBW  
1MHz  
Sweep Time  
100ms  
Detector Type  
Peak



CF  
5.18GHz  
Span  
60MHz  
RBW  
200kHz  
VBW  
1MHz  
Sweep Time  
100ms  
Detector Type  
Peak



Port 1  
Port 2  
Port 3  
Port 4

26dB(Hz)	Fl-26dB(Hz)	Fh-26dB(Hz)	OBW(Hz)	Fl-OBW(Hz)	Fh-OBW(Hz)	Limit(Hz)	Port
21.18M	5.16938G	5.19056G	18.981M	5.170495G	5.189475G	Inf	1
21.06M	5.16947G	5.19053G	18.951M	5.170495G	5.189445G	Inf	2
20.67M	5.16968G	5.19035G	18.921M	5.170525G	5.189445G	Inf	3
21.06M	5.16944G	5.1905G	19.01M	5.170465G	5.189475G	Inf	4

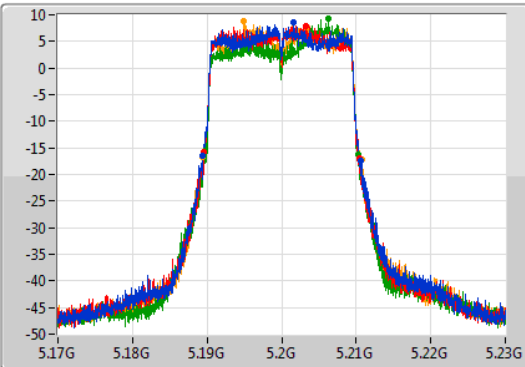
802.11ax HEW20\_Nss1,(MCS0)\_4TX

EBW

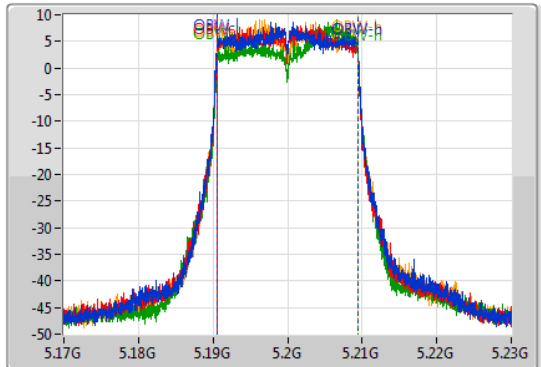
5200MHz

21/12/2020

CF  
5.2GHz  
Span  
60MHz  
RBW  
200kHz  
VBW  
1MHz  
Sweep Time  
100ms  
Detector Type  
Peak



CF  
5.2GHz  
Span  
60MHz  
RBW  
200kHz  
VBW  
1MHz  
Sweep Time  
100ms  
Detector Type  
Peak



Port 1  
Port 2  
Port 3  
Port 4

26dB(Hz)	Fl-26dB(Hz)	Fh-26dB(Hz)	OBW(Hz)	Fl-OBW(Hz)	Fh-OBW(Hz)	Limit(Hz)	Port
21.15M	5.18938G	5.21053G	18.981M	5.190495G	5.209475G	Inf	1
20.91M	5.18953G	5.21044G	18.921M	5.190495G	5.209415G	Inf	2
20.58M	5.18971G	5.21029G	18.891M	5.190555G	5.209445G	Inf	3
21.33M	5.18941G	5.21074G	18.981M	5.190495G	5.209475G	Inf	4

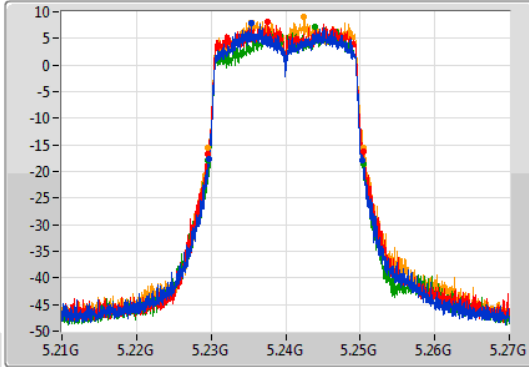
802.11ax HEW20\_Nss1,(MCS0)\_4TX

EBW

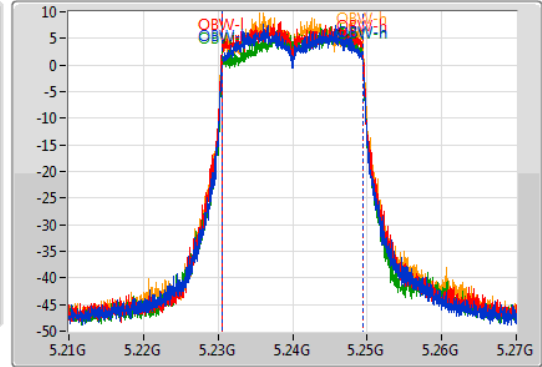
5240MHz

21/12/2020

CF  
5.24GHz  
Span  
60MHz  
RBW  
200kHz  
VBW  
1MHz  
Sweep Time  
100ms  
Detector Type  
Peak



CF  
5.24GHz  
Span  
60MHz  
RBW  
200kHz  
VBW  
1MHz  
Sweep Time  
100ms  
Detector Type  
Peak



26dB(Hz)	Fl-26dB(Hz)	Fh-26dB(Hz)	OBW(Hz)	Fl-OBW(Hz)	Fh-OBW(Hz)	Limit(Hz)	Port
20.67M	5.22965G	5.25032G	18.801M	5.230585G	5.249385G	Inf	1
20.97M	5.2295G	5.25047G	18.921M	5.230525G	5.249445G	Inf	2
20.79M	5.22962G	5.25041G	18.831M	5.230585G	5.249415G	Inf	3
20.88M	5.22962G	5.2505G	18.921M	5.230525G	5.249445G	Inf	4

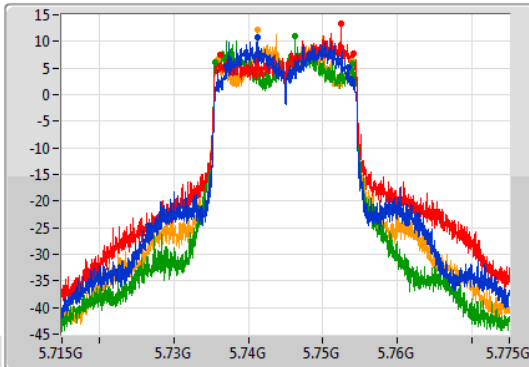
802.11ax HEW20\_Nss1,(MCS0)\_4TX

EBW

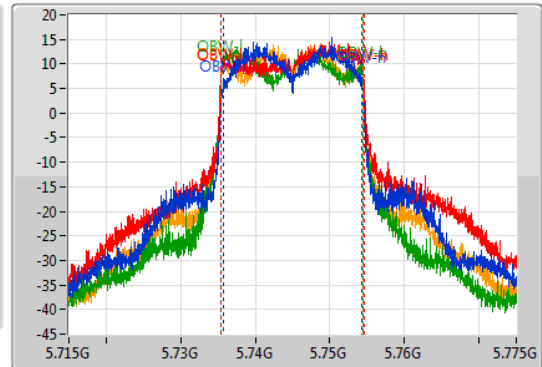
5745MHz

21/12/2020

CF  
5.745GHz  
Span  
60MHz  
RBW  
100kHz  
VBW  
300kHz  
Sweep Time  
100ms  
Detector Type  
Peak



CF  
5.745GHz  
Span  
60MHz  
RBW  
200kHz  
VBW  
1MHz  
Sweep Time  
100ms  
Detector Type  
Peak



6dB(Hz)	Fl-6dB(Hz)	Fh-6dB(Hz)	OBW(Hz)	Fl-OBW(Hz)	Fh-OBW(Hz)	Limit(Hz)	Port
16.35M	5.73702G	5.75337G	18.621M	5.735675G	5.754295G	500k	1
17.91M	5.73621G	5.75412G	19.1M	5.735435G	5.754535G	500k	2
18.42M	5.73549G	5.75391G	19.07M	5.735375G	5.754445G	500k	3
18.12M	5.73582G	5.75394G	19.01M	5.735465G	5.754475G	500k	4

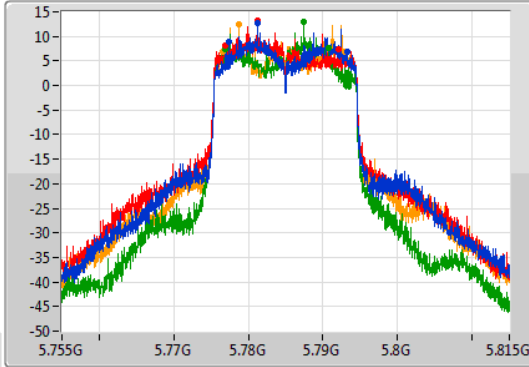
802.11ax HEW20\_Nss1,(MCS0)\_4TX

EBW

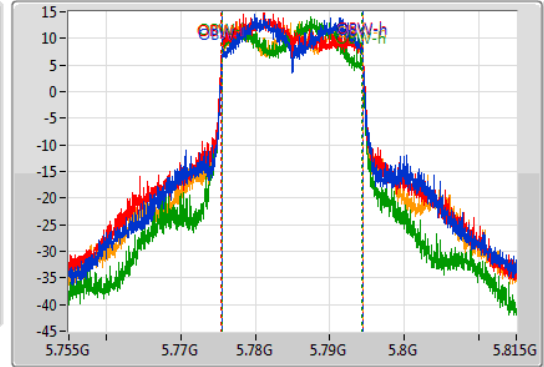
5785MHz

21/12/2020

CF  
5.785GHz  
Span  
60MHz  
RBW  
100kHz  
VBW  
300kHz  
Sweep Time  
100ms  
Detector Type  
Peak



CF  
5.785GHz  
Span  
60MHz  
RBW  
200kHz  
VBW  
1MHz  
Sweep Time  
100ms  
Detector Type  
Peak



Port 1  
Port 2  
Port 3  
Port 4

6dB(Hz)	Fl-6dB(Hz)	Fh-6dB(Hz)	OBW(Hz)	Fl-OBW(Hz)	Fh-OBW(Hz)	Limit(Hz)	Port
15.84M	5.77744G	5.79328G	18.861M	5.775555G	5.794415G	500k	1
15.15M	5.77696G	5.79211G	18.981M	5.775465G	5.794445G	500k	2
13.95M	5.77684G	5.79079G	18.831M	5.775495G	5.794325G	500k	3
16.26M	5.77663G	5.79289G	18.921M	5.775495G	5.794415G	500k	4

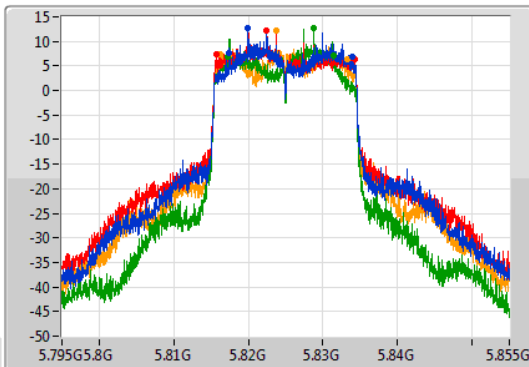
802.11ax HEW20\_Nss1,(MCS0)\_4TX

EBW

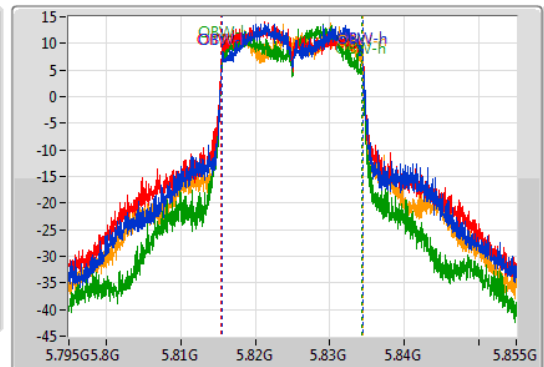
5825MHz

21/12/2020

CF  
5.825GHz  
Span  
60MHz  
RBW  
100kHz  
VBW  
300kHz  
Sweep Time  
100ms  
Detector Type  
Peak



CF  
5.825GHz  
Span  
60MHz  
RBW  
200kHz  
VBW  
1MHz  
Sweep Time  
100ms  
Detector Type  
Peak



Port 1  
Port 2  
Port 3  
Port 4

6dB(Hz)	Fl-6dB(Hz)	Fh-6dB(Hz)	OBW(Hz)	Fl-OBW(Hz)	Fh-OBW(Hz)	Limit(Hz)	Port
16.47M	5.81744G	5.83391G	18.951M	5.815525G	5.834475G	500k	1
18.57M	5.81567G	5.83424G	19.07M	5.815435G	5.834505G	500k	2
14.22M	5.81717G	5.83139G	18.741M	5.815525G	5.834265G	500k	3
17.04M	5.81621G	5.83325G	18.951M	5.815465G	5.834415G	500k	4

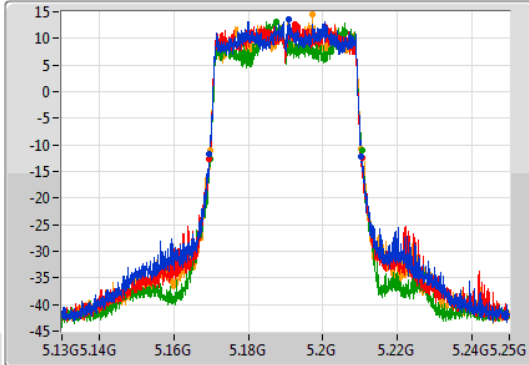
802.11ax HEW40\_Nss1,(MCS0)\_4TX

EBW

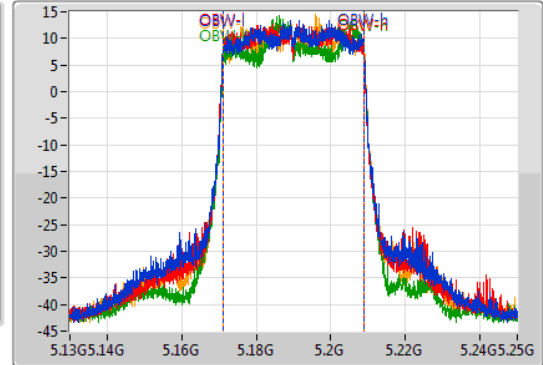
5190MHz

21/12/2020

CF  
5.19GHz  
Span  
120MHz  
RBW  
500kHz  
VBW  
2MHz  
Sweep Time  
100ms  
Detector Type  
Peak



CF  
5.19GHz  
Span  
120MHz  
RBW  
500kHz  
VBW  
2MHz  
Sweep Time  
100ms  
Detector Type  
Peak



Port 1  
Port 2  
Port 3  
Port 4

26dB(Hz)	Fl-26dB(Hz)	Fh-26dB(Hz)	OBW(Hz)	Fl-OBW(Hz)	Fh-OBW(Hz)	Limit(Hz)	Port
40.8M	5.16954G	5.21034G	37.781M	5.171109G	5.208891G	Inf	1
40.98M	5.16948G	5.21046G	37.781M	5.171049G	5.208831G	Inf	2
40.74M	5.16978G	5.21052G	37.841M	5.171109G	5.208951G	Inf	3
40.44M	5.16984G	5.21028G	37.901M	5.171049G	5.208951G	Inf	4

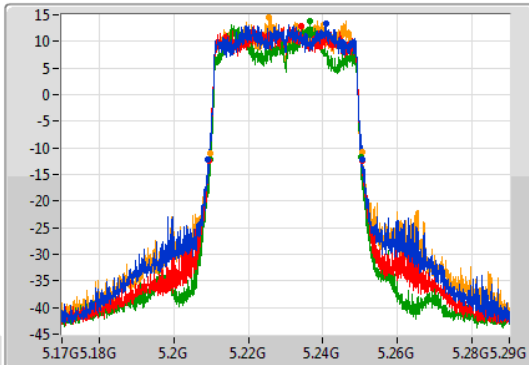
802.11ax HEW40\_Nss1,(MCS0)\_4TX

EBW

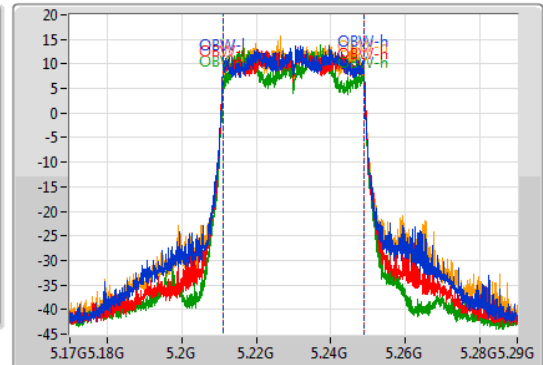
5230MHz

21/12/2020

CF  
5.23GHz  
Span  
120MHz  
RBW  
500kHz  
VBW  
2MHz  
Sweep Time  
100ms  
Detector Type  
Peak



CF  
5.23GHz  
Span  
120MHz  
RBW  
500kHz  
VBW  
2MHz  
Sweep Time  
100ms  
Detector Type  
Peak



Port 1  
Port 2  
Port 3  
Port 4

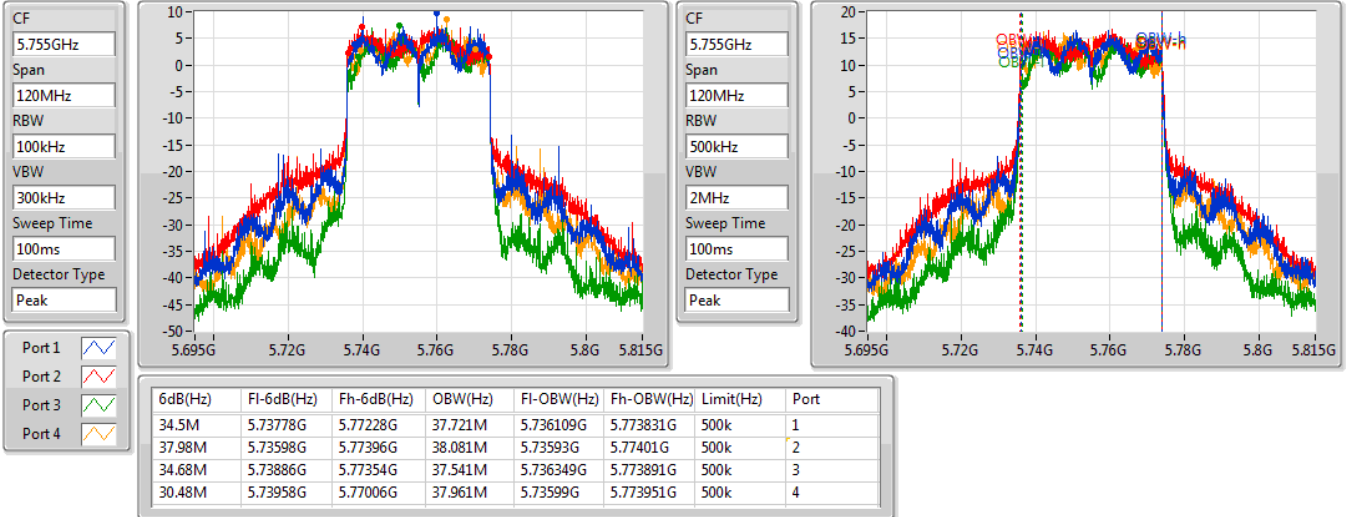
26dB(Hz)	Fl-26dB(Hz)	Fh-26dB(Hz)	OBW(Hz)	Fl-OBW(Hz)	Fh-OBW(Hz)	Limit(Hz)	Port
41.46M	5.20918G	5.25064G	37.841M	5.211049G	5.248891G	Inf	1
41.04M	5.20954G	5.25058G	37.781M	5.211049G	5.248831G	Inf	2
40.38M	5.20978G	5.25016G	37.601M	5.211229G	5.248831G	Inf	3
40.74M	5.20972G	5.25046G	37.601M	5.211169G	5.248771G	Inf	4

802.11ax HEW40\_Nss1,(MCS0)\_4TX

EBW

5755MHz

21/12/2020

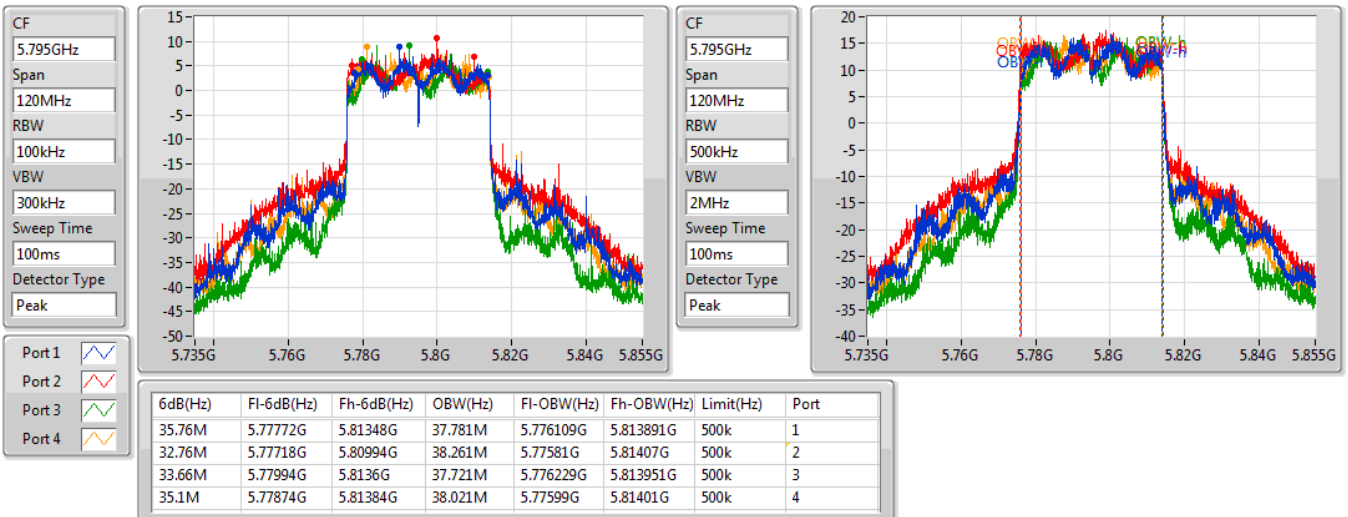


802.11ax HEW40\_Nss1,(MCS0)\_4TX

EBW

5795MHz

21/12/2020





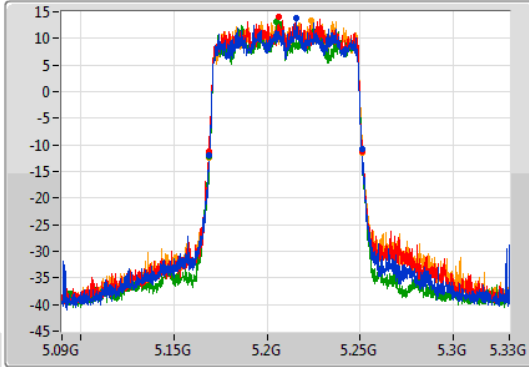
802.11ax HEW80\_Nss1,(MCS0)\_4TX

EBW

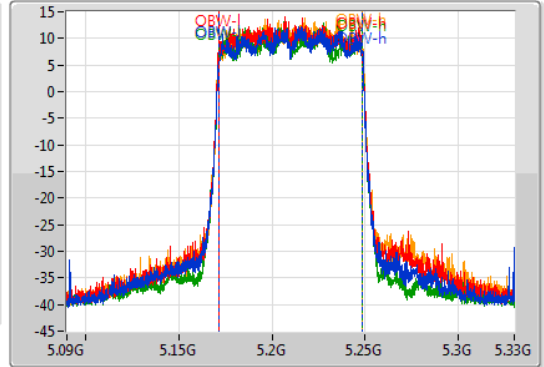
5210MHz

21/12/2020

CF  
5.21GHz  
Span  
240MHz  
RBW  
1MHz  
VBW  
3MHz  
Sweep Time  
100ms  
Detector Type  
Peak



CF  
5.21GHz  
Span  
240MHz  
RBW  
1MHz  
VBW  
3MHz  
Sweep Time  
100ms  
Detector Type  
Peak



Port 1  
Port 2  
Port 3  
Port 4

26dB(Hz)	Fl-26dB(Hz)	Fh-26dB(Hz)	OBW(Hz)	Fl-OBW(Hz)	Fh-OBW(Hz)	Limit(Hz)	Port
82.2M	5.16896G	5.25116G	77.001M	5.171619G	5.248621G	Inf	1
81.96M	5.16908G	5.25104G	77.001M	5.171499G	5.248501G	Inf	2
81.96M	5.16908G	5.25104G	77.121M	5.171499G	5.248621G	Inf	3
82.32M	5.16896G	5.25128G	77.121M	5.171619G	5.248741G	Inf	4

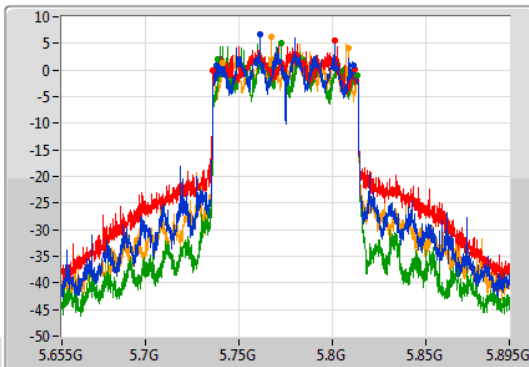
802.11ax HEW80\_Nss1,(MCS0)\_4TX

EBW

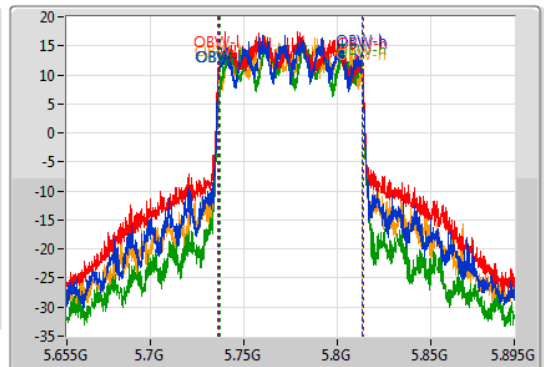
5775MHz

21/12/2020

CF  
5.775GHz  
Span  
240MHz  
RBW  
100kHz  
VBW  
300kHz  
Sweep Time  
100ms  
Detector Type  
Peak



CF  
5.775GHz  
Span  
240MHz  
RBW  
1MHz  
VBW  
3MHz  
Sweep Time  
100ms  
Detector Type  
Peak



Port 1  
Port 2  
Port 3  
Port 4

6dB(Hz)	Fl-6dB(Hz)	Fh-6dB(Hz)	OBW(Hz)	Fl-OBW(Hz)	Fh-OBW(Hz)	Limit(Hz)	Port
73.2M	5.73804G	5.81124G	77.241M	5.736379G	5.813621G	500k	1
75.84M	5.73612G	5.81196G	77.841M	5.736019G	5.813861G	500k	2
74.76M	5.73876G	5.81352G	76.642M	5.737099G	5.813741G	500k	3
67.68M	5.74104G	5.80872G	77.481M	5.736259G	5.813741G	500k	4





**For non-beamforming function:  
Summary**

Mode	Total Power (dBm)	Total Power (W)
5.15-5.25GHz	-	-
802.11a_Nss1,(6Mbps)_4TX	22.21	0.16634
802.11ax HEW20_Nss1,(MCS0)_4TX	22.75	0.18836
802.11ax HEW40_Nss1,(MCS0)_4TX	25.84	0.38371
802.11ax HEW80_Nss1,(MCS0)_4TX	24.93	0.31117
5.725-5.85GHz	-	-
802.11a_Nss1,(6Mbps)_4TX	28.07	0.64121
802.11ax HEW20_Nss1,(MCS0)_4TX	28.10	0.64565
802.11ax HEW40_Nss1,(MCS0)_4TX	28.33	0.68077
802.11ax HEW80_Nss1,(MCS0)_4TX	27.96	0.62517



Result

Mode	Result	DG (dBi)	Port 1 (dBm)	Port 2 (dBm)	Port 3 (dBm)	Port 4 (dBm)	Total Power (dBm)	Power Limit (dBm)
802.11a_Nss1,(6Mbps)_4TX	-	-	-	-	-	-	-	-
5180MHz	Pass	7.54	16.26	16.63	15.39	15.87	22.08	28.46
5200MHz	Pass	7.54	16.29	16.58	15.28	16.50	22.21	28.46
5240MHz	Pass	7.54	15.72	16.11	15.01	16.99	22.04	28.46
5745MHz	Pass	7.54	22.10	22.70	21.21	21.72	27.99	28.46
5785MHz	Pass	7.54	22.34	22.53	21.35	21.78	28.05	28.46
5825MHz	Pass	7.54	21.94	22.67	21.71	21.80	28.07	28.46
802.11ax HEW20_Nss1,(MCS0)_4TX	-	-	-	-	-	-	-	-
5180MHz	Pass	7.54	17.10	17.18	16.06	16.47	22.75	28.46
5200MHz	Pass	7.54	17.07	17.12	16.08	16.40	22.71	28.46
5240MHz	Pass	7.54	15.89	16.77	15.68	17.66	22.59	28.46
5745MHz	Pass	7.54	22.18	22.59	21.46	21.85	28.06	28.46
5785MHz	Pass	7.54	22.30	22.49	21.57	21.90	28.10	28.46
5825MHz	Pass	7.54	22.22	22.48	21.60	21.79	28.06	28.46
802.11ax HEW40_Nss1,(MCS0)_4TX	-	-	-	-	-	-	-	-
5190MHz	Pass	7.54	19.56	19.71	18.65	19.41	25.37	28.46
5230MHz	Pass	7.54	20.01	19.78	18.65	20.62	25.84	28.46
5755MHz	Pass	7.54	22.26	22.80	21.13	21.87	28.08	28.46
5795MHz	Pass	7.54	22.30	22.97	21.73	22.15	28.33	28.46
802.11ax HEW80_Nss1,(MCS0)_4TX	-	-	-	-	-	-	-	-
5210MHz	Pass	7.54	18.39	19.38	18.22	19.49	24.93	28.46
5775MHz	Pass	7.54	21.72	22.80	21.21	21.87	27.96	28.46

DG = Directional Gain; Port X = Port X output power



**For beamforming function:  
Summary**

Mode	Total Power (dBm)	Total Power (W)
5.15-5.25GHz	-	-
802.11ax HEW20-BF_Nss1,(MCS0)_4TX	22.75	0.18836
802.11ax HEW40-BF_Nss1,(MCS0)_4TX	22.89	0.19454
802.11ax HEW80-BF_Nss1,(MCS0)_4TX	22.88	0.19409
5.725-5.85GHz	-	-
802.11ax HEW20-BF_Nss1,(MCS0)_4TX	22.94	0.19679
802.11ax HEW40-BF_Nss1,(MCS0)_4TX	22.77	0.18923
802.11ax HEW80-BF_Nss1,(MCS0)_4TX	22.73	0.18750



Result

Mode	Result	DG (dBi)	Port 1 (dBm)	Port 2 (dBm)	Port 3 (dBm)	Port 4 (dBm)	Total Power (dBm)	Power Limit (dBm)
802.11ax HEW20-BF_Nss1,(MCS0)_4TX	-	-	-	-	-	-	-	-
5180MHz	Pass	13.03	17.1	17.18	16.06	16.47	22.75	22.97
5200MHz	Pass	13.03	17.07	17.12	16.08	16.4	22.71	22.97
5240MHz	Pass	13.03	15.89	16.77	15.68	17.66	22.59	22.97
5745MHz	Pass	13.03	16.65	17.30	15.45	16.58	22.57	22.97
5785MHz	Pass	13.03	17.39	17.67	15.89	16.51	22.94	22.97
5825MHz	Pass	13.03	16.82	17.41	16.52	16.52	22.85	22.97
802.11ax HEW40-BF_Nss1,(MCS0)_4TX	-	-	-	-	-	-	-	-
5190MHz	Pass	13.03	17.51	17.27	15.83	16.69	22.89	22.97
5230MHz	Pass	13.03	16.11	17.10	15.72	17.68	22.74	22.97
5755MHz	Pass	13.03	16.71	17.51	15.58	16.39	22.62	22.97
5795MHz	Pass	13.03	16.81	17.52	16.01	16.54	22.77	22.97
802.11ax HEW80-BF_Nss1,(MCS0)_4TX	-	-	-	-	-	-	-	-
5210MHz	Pass	13.03	16.41	17.43	15.96	17.44	22.88	22.97
5775MHz	Pass	13.03	16.64	17.56	15.86	16.61	22.73	22.97

DG = Directional Gain; Port X = Port X output power

**Summary**

Mode	PD (dBm/RBW)
5.15-5.25GHz	-
802.11a_Nss1,(6Mbps)_4TX	9.79
802.11ax HEW20_Nss1,(MCS0)_4TX	9.68
802.11ax HEW40_Nss1,(MCS0)_4TX	9.97
802.11ax HEW80_Nss1,(MCS0)_4TX	6.34
5.725-5.85GHz	-
802.11a_Nss1,(6Mbps)_4TX	14.27
802.11ax HEW20_Nss1,(MCS0)_4TX	13.98
802.11ax HEW40_Nss1,(MCS0)_4TX	11.63
802.11ax HEW80_Nss1,(MCS0)_4TX	8.63

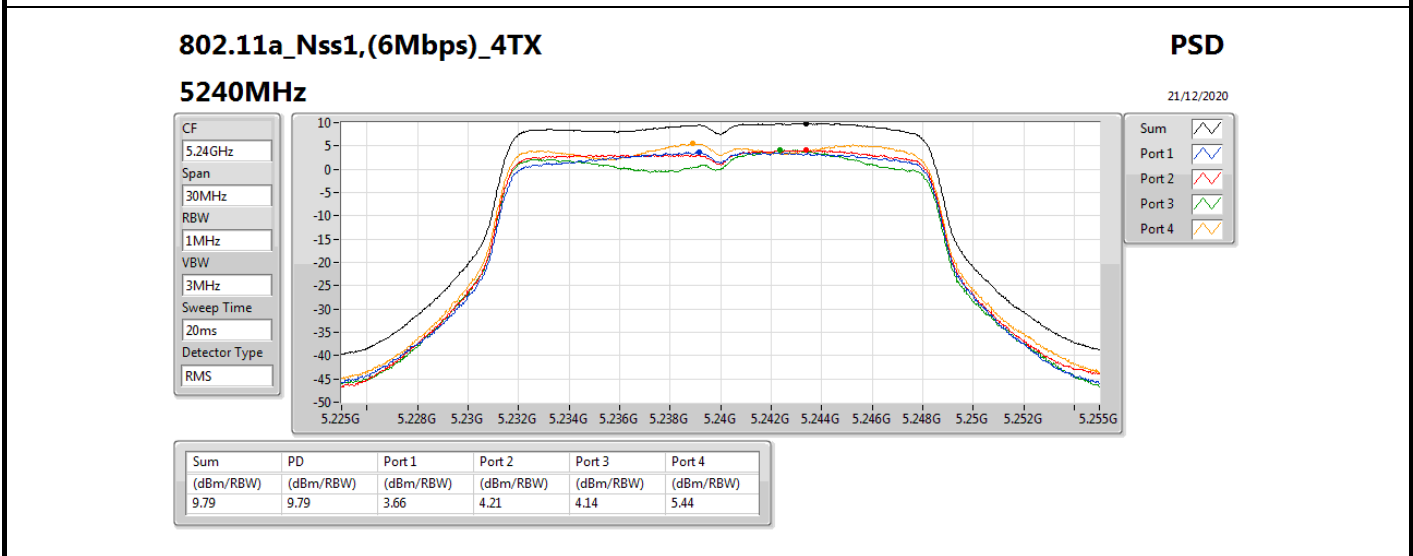
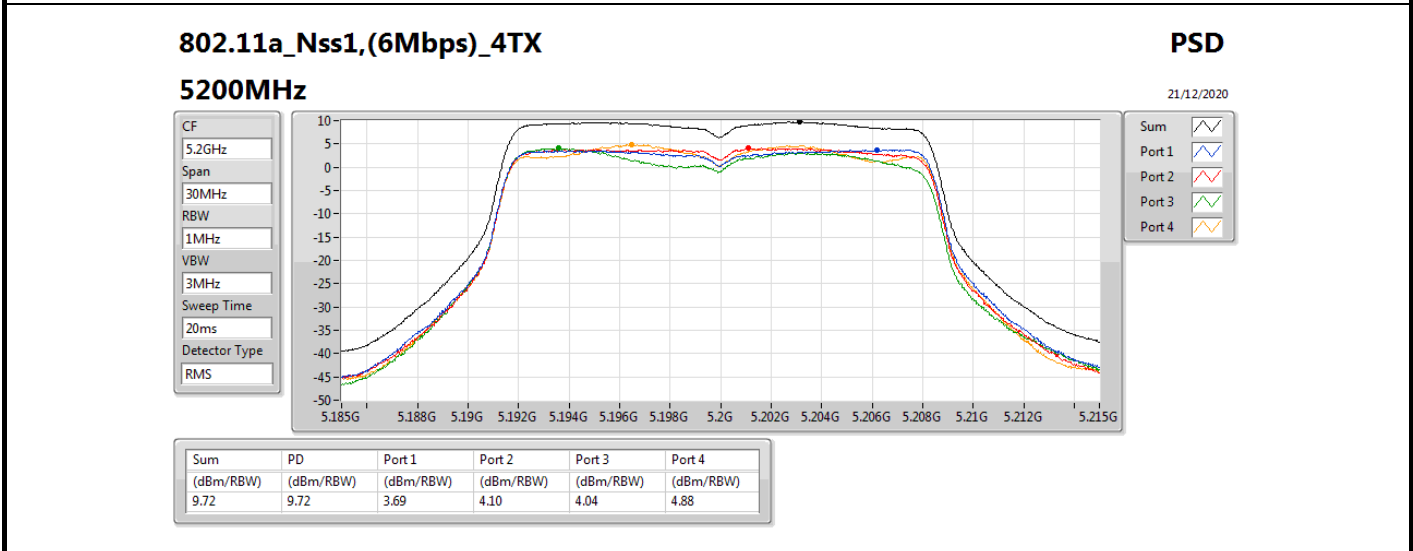
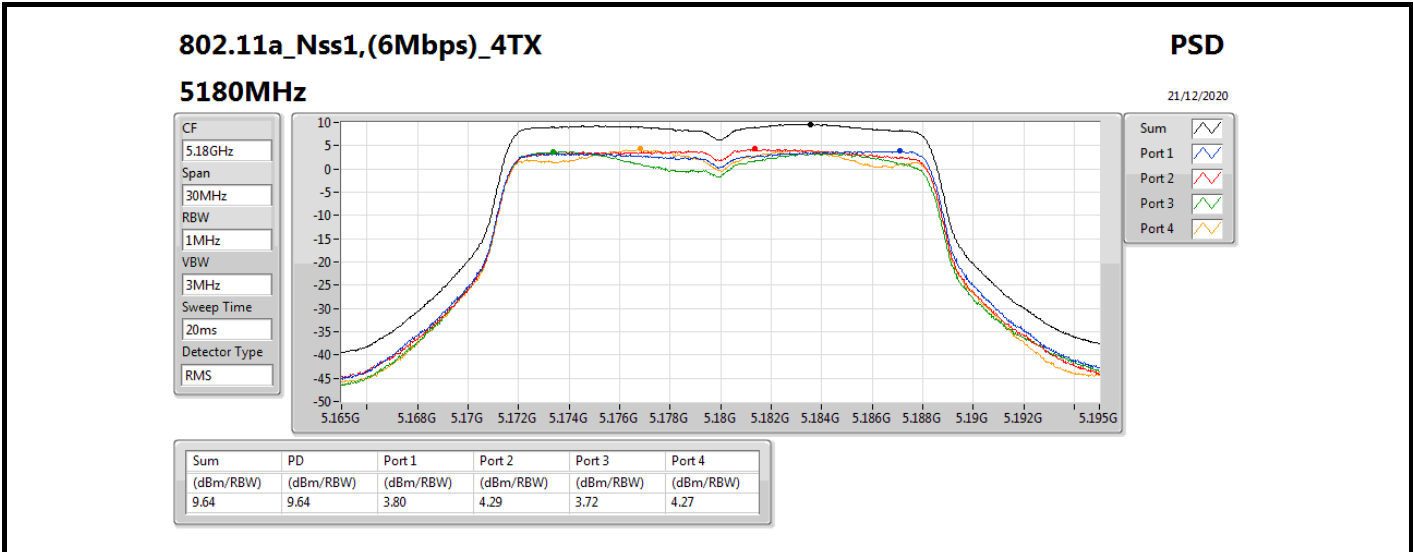
RBW = 500 kHz for 5.725-5.85GHz band / 1MHz for other band;

**Result**

Mode	Result	DG (dBi)	Port 1 (dBm/RBW)	Port 2 (dBm/RBW)	Port 3 (dBm/RBW)	Port 4 (dBm/RBW)	PD (dBm/RBW)	PD Limit (dBm/RBW)
802.11a_Nss1,(6Mbps)_4TX	-	-	-	-	-	-	-	-
5180MHz	Pass	13.03	3.80	4.29	3.72	4.27	9.64	9.97
5200MHz	Pass	13.03	3.69	4.10	4.04	4.88	9.72	9.97
5240MHz	Pass	13.03	3.66	4.21	4.14	5.44	9.79	9.97
5745MHz	Pass	13.03	9.06	9.14	9.36	8.69	14.27	22.97
5785MHz	Pass	13.03	9.46	9.98	9.15	9.16	14.23	22.97
5825MHz	Pass	13.03	9.11	8.84	8.91	8.34	13.92	22.97
802.11ax HEW20_Nss1,(MCS0)_4TX	-	-	-	-	-	-	-	-
5180MHz	Pass	13.03	4.36	4.31	5.09	4.38	9.49	9.97
5200MHz	Pass	13.03	4.32	4.40	4.93	5.05	9.65	9.97
5240MHz	Pass	13.03	3.31	3.79	3.42	5.24	9.68	9.97
5745MHz	Pass	13.03	8.52	9.23	8.07	8.49	13.98	22.97
5785MHz	Pass	13.03	8.74	9.23	8.65	8.03	13.58	22.97
5825MHz	Pass	13.03	8.75	8.50	8.49	7.81	13.35	22.97
802.11ax HEW40_Nss1,(MCS0)_4TX	-	-	-	-	-	-	-	-
5190MHz	Pass	13.03	4.33	3.97	5.09	4.43	9.81	9.97
5230MHz	Pass	13.03	4.50	4.27	4.73	5.42	9.97	9.97
5755MHz	Pass	13.03	5.99	6.43	5.02	5.91	11.60	22.97
5795MHz	Pass	13.03	5.89	6.57	5.36	6.21	11.63	22.97
802.11ax HEW80_Nss1,(MCS0)_4TX	-	-	-	-	-	-	-	-
5210MHz	Pass	13.03	0.31	0.66	0.79	1.63	6.34	9.97
5775MHz	Pass	13.03	2.92	3.42	2.55	2.95	8.63	22.97

**DG** = Directional Gain; **RBW** = 500 kHz for 5.725-5.85GHz band / 1MHz for other band;

**PD** = trace bin-by-bin of each transmits port summing can be performed maximum power density; **Port X** = Port X power density;

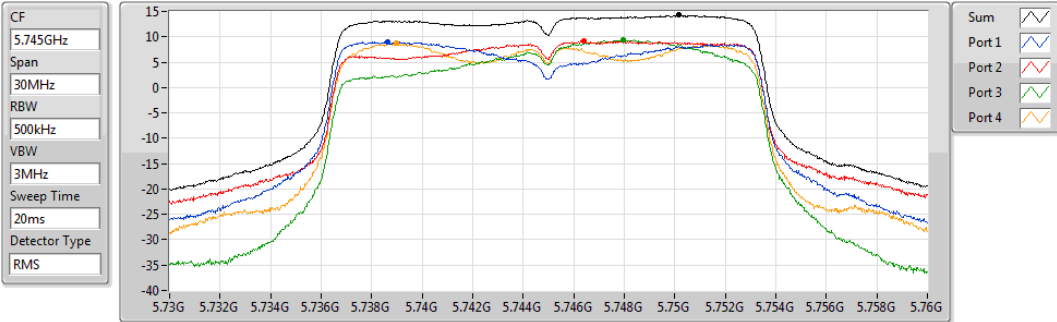


802.11a\_Nss1,(6Mbps)\_4TX

PSD

5745MHz

21/12/2020



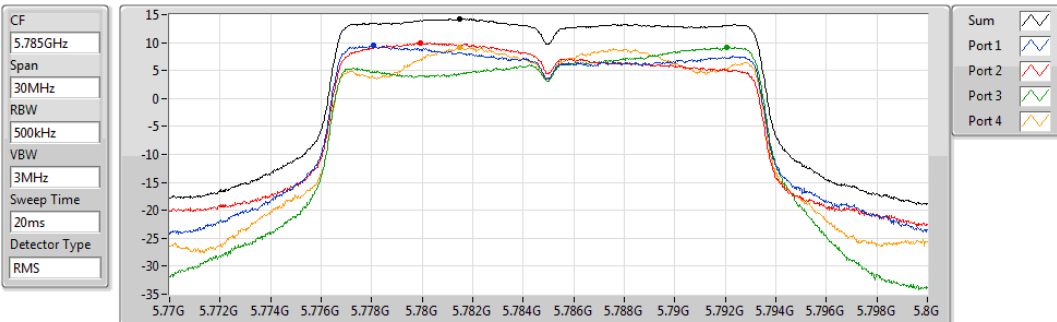
Sum	PD	Port 1	Port 2	Port 3	Port 4
(dBm/RBW)	(dBm/RBW)	(dBm/RBW)	(dBm/RBW)	(dBm/RBW)	(dBm/RBW)
14.27	14.27	9.06	9.14	9.36	8.69

802.11a\_Nss1,(6Mbps)\_4TX

PSD

5785MHz

21/12/2020



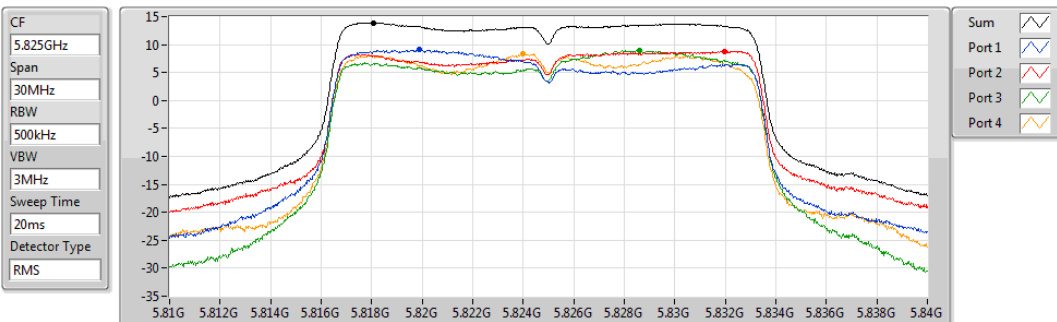
Sum	PD	Port 1	Port 2	Port 3	Port 4
(dBm/RBW)	(dBm/RBW)	(dBm/RBW)	(dBm/RBW)	(dBm/RBW)	(dBm/RBW)
14.23	14.23	9.46	9.98	9.15	9.16

802.11a\_Nss1,(6Mbps)\_4TX

PSD

5825MHz

21/12/2020



Sum	PD	Port 1	Port 2	Port 3	Port 4
(dBm/RBW)	(dBm/RBW)	(dBm/RBW)	(dBm/RBW)	(dBm/RBW)	(dBm/RBW)
13.92	13.92	9.11	8.84	8.91	8.34

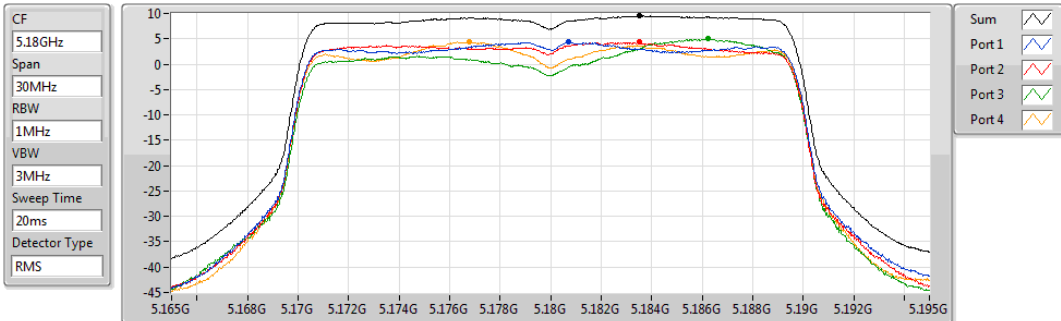


802.11ax HEW20\_Nss1,(MCS0)\_4TX

PSD

5180MHz

21/12/2020



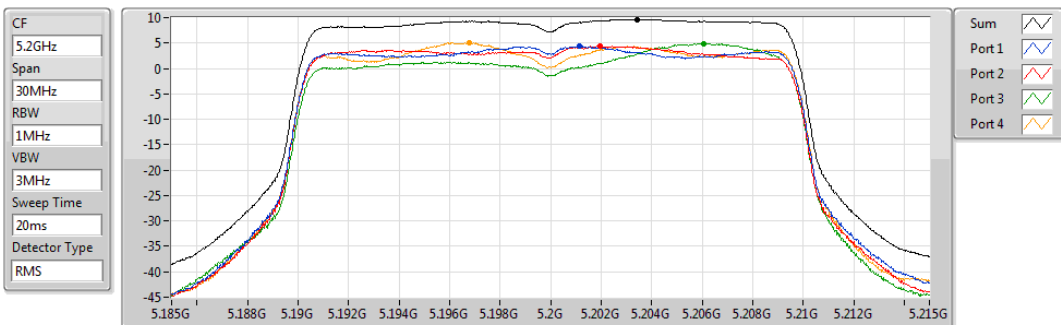
Sum	PD	Port 1	Port 2	Port 3	Port 4
(dBm/100kHz)	(dBm/100kHz)	(dBm/100kHz)	(dBm/100kHz)	(dBm/100kHz)	(dBm/100kHz)
9.49	9.49	4.36	4.31	5.09	4.38

802.11ax HEW20\_Nss1,(MCS0)\_4TX

PSD

5200MHz

21/12/2020



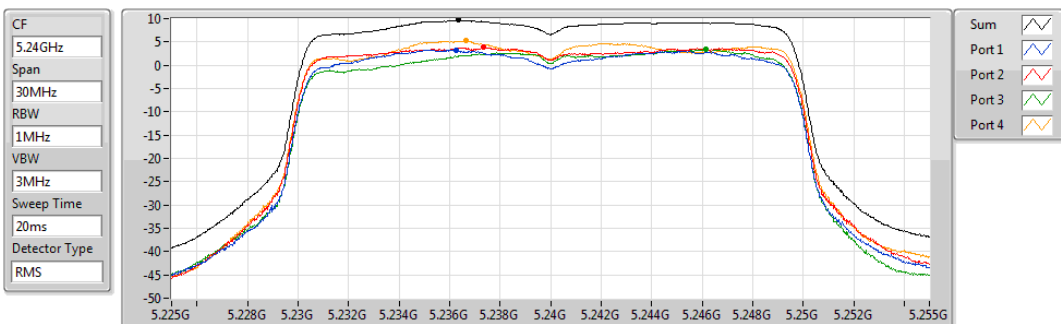
Sum	PD	Port 1	Port 2	Port 3	Port 4
(dBm/100kHz)	(dBm/100kHz)	(dBm/100kHz)	(dBm/100kHz)	(dBm/100kHz)	(dBm/100kHz)
9.65	9.65	4.32	4.40	4.93	5.05

802.11ax HEW20\_Nss1,(MCS0)\_4TX

PSD

5240MHz

21/12/2020



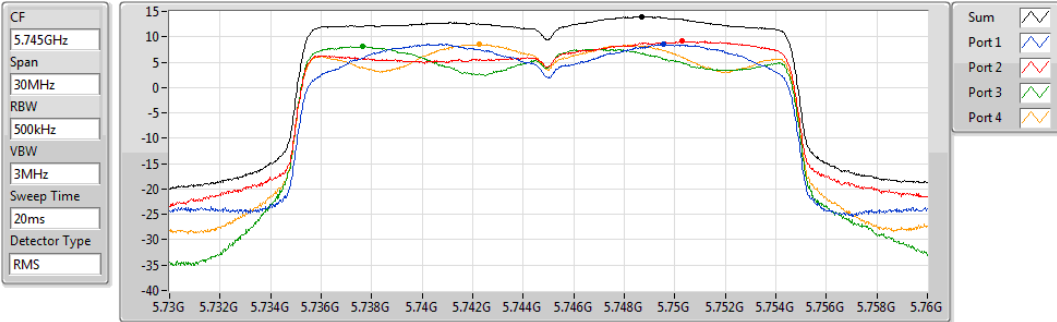
Sum	PD	Port 1	Port 2	Port 3	Port 4
(dBm/100kHz)	(dBm/100kHz)	(dBm/100kHz)	(dBm/100kHz)	(dBm/100kHz)	(dBm/100kHz)
9.68	9.68	3.31	3.79	3.42	5.24

802.11ax HEW20\_Nss1,(MCS0)\_4TX

PSD

5745MHz

21/12/2020



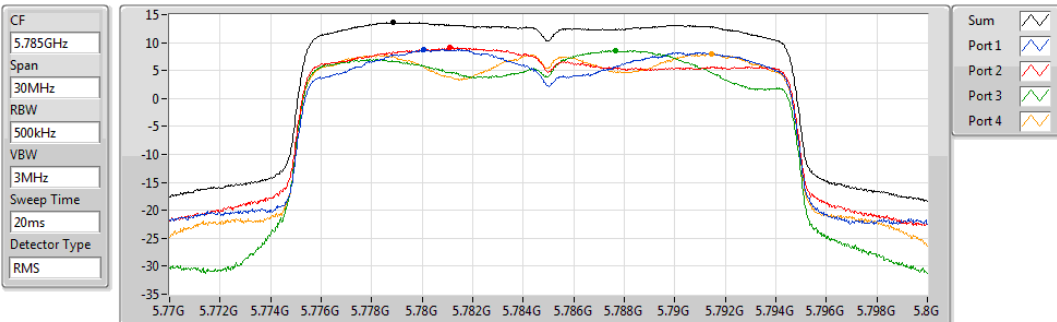
Sum	PD	Port 1	Port 2	Port 3	Port 4
(dBm/RBW)	(dBm/RBW)	(dBm/RBW)	(dBm/RBW)	(dBm/RBW)	(dBm/RBW)
13.98	13.98	8.52	9.23	8.07	8.49

802.11ax HEW20\_Nss1,(MCS0)\_4TX

PSD

5785MHz

21/12/2020



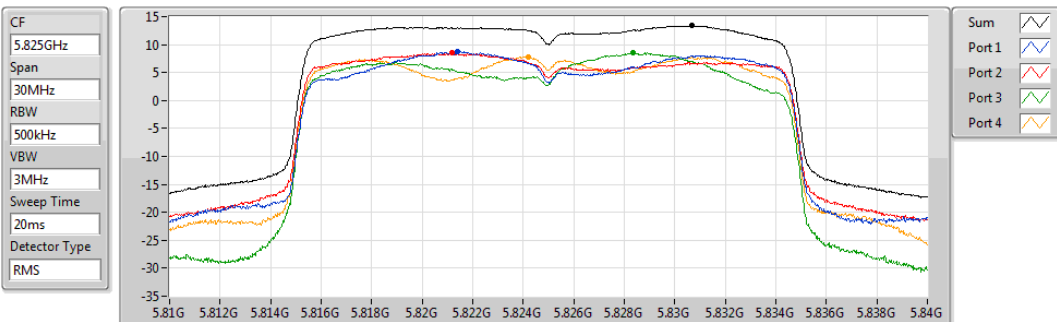
Sum	PD	Port 1	Port 2	Port 3	Port 4
(dBm/RBW)	(dBm/RBW)	(dBm/RBW)	(dBm/RBW)	(dBm/RBW)	(dBm/RBW)
13.58	13.58	8.74	9.23	8.65	8.03

802.11ax HEW20\_Nss1,(MCS0)\_4TX

PSD

5825MHz

21/12/2020



Sum	PD	Port 1	Port 2	Port 3	Port 4
(dBm/RBW)	(dBm/RBW)	(dBm/RBW)	(dBm/RBW)	(dBm/RBW)	(dBm/RBW)
13.35	13.35	8.75	8.50	8.49	7.81

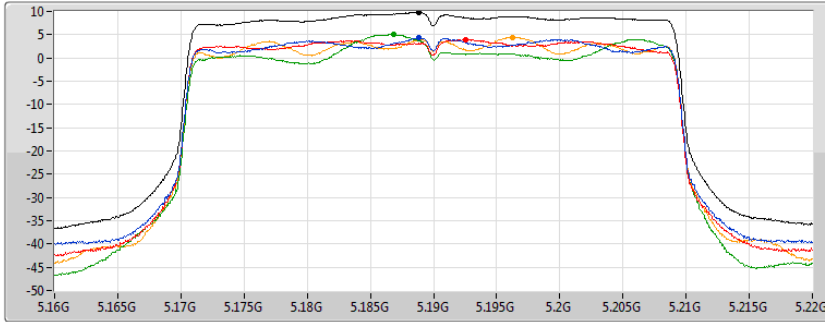
802.11ax HEW40\_Nss1,(MCS0)\_4TX

PSD

5190MHz

21/12/2020

CF  
5.19GHz  
Span  
60MHz  
RBW  
1MHz  
VBW  
3MHz  
Sweep Time  
20ms  
Detector Type  
RMS



Sum  
Port 1  
Port 2  
Port 3  
Port 4

Sum	PD	Port 1	Port 2	Port 3	Port 4
(dBm/RBW)	(dBm/RBW)	(dBm/RBW)	(dBm/RBW)	(dBm/RBW)	(dBm/RBW)
9.81	9.81	4.33	3.97	5.09	4.43

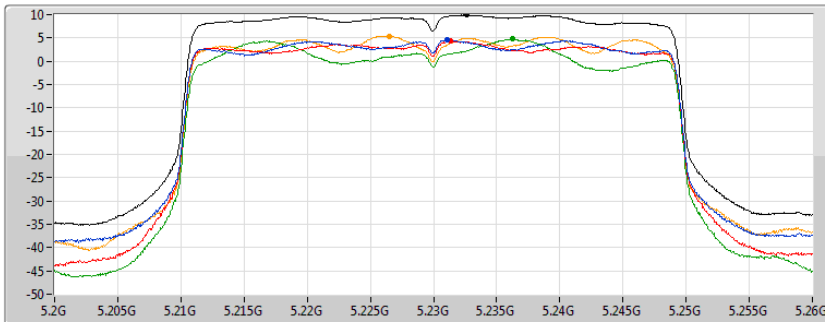
802.11ax HEW40\_Nss1,(MCS0)\_4TX

PSD

5230MHz

21/12/2020

CF  
5.23GHz  
Span  
60MHz  
RBW  
1MHz  
VBW  
3MHz  
Sweep Time  
20ms  
Detector Type  
RMS



Sum  
Port 1  
Port 2  
Port 3  
Port 4

Sum	PD	Port 1	Port 2	Port 3	Port 4
(dBm/RBW)	(dBm/RBW)	(dBm/RBW)	(dBm/RBW)	(dBm/RBW)	(dBm/RBW)
9.97	9.97	4.50	4.27	4.73	5.42

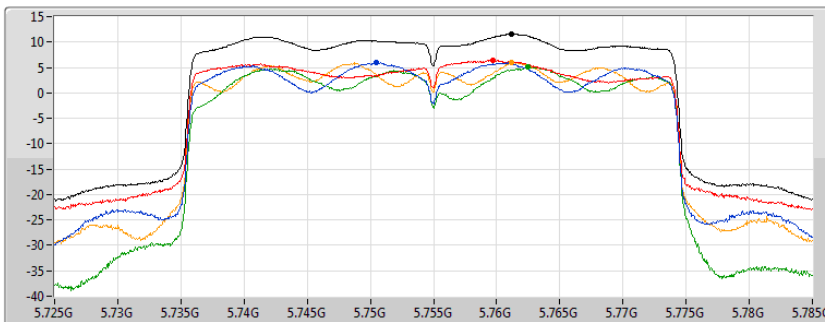
802.11ax HEW40\_Nss1,(MCS0)\_4TX

PSD

5755MHz

21/12/2020

CF  
5.755GHz  
Span  
60MHz  
RBW  
500kHz  
VBW  
3MHz  
Sweep Time  
20ms  
Detector Type  
RMS



Sum  
Port 1  
Port 2  
Port 3  
Port 4

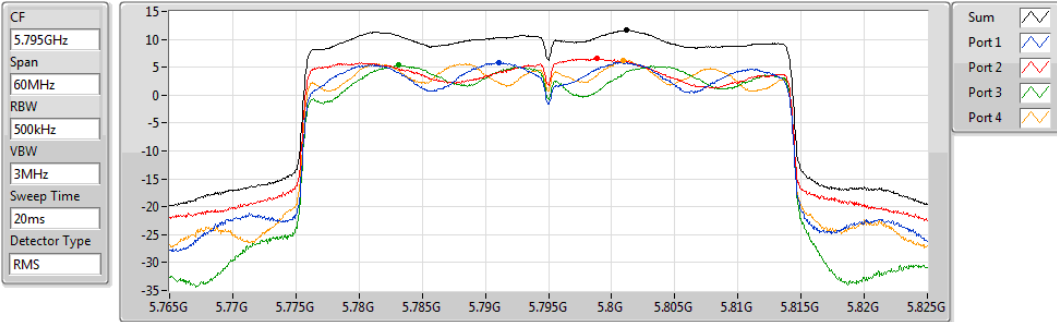
Sum	PD	Port 1	Port 2	Port 3	Port 4
(dBm/RBW)	(dBm/RBW)	(dBm/RBW)	(dBm/RBW)	(dBm/RBW)	(dBm/RBW)
11.60	11.60	5.99	6.43	5.02	5.91

802.11ax HEW40\_Nss1,(MCS0)\_4TX

PSD

5795MHz

21/12/2020



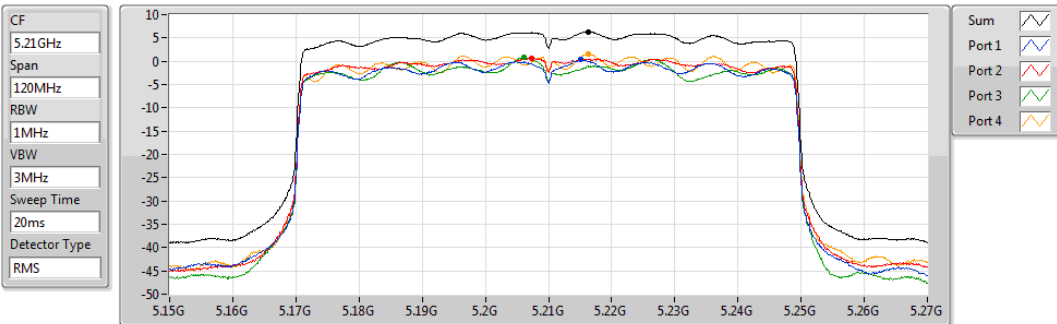
Sum	PD	Port 1	Port 2	Port 3	Port 4
(dBm/RBW)	(dBm/RBW)	(dBm/RBW)	(dBm/RBW)	(dBm/RBW)	(dBm/RBW)
11.63	11.63	5.89	6.57	5.36	6.21

802.11ax HEW80\_Nss1,(MCS0)\_4TX

PSD

5210MHz

21/12/2020



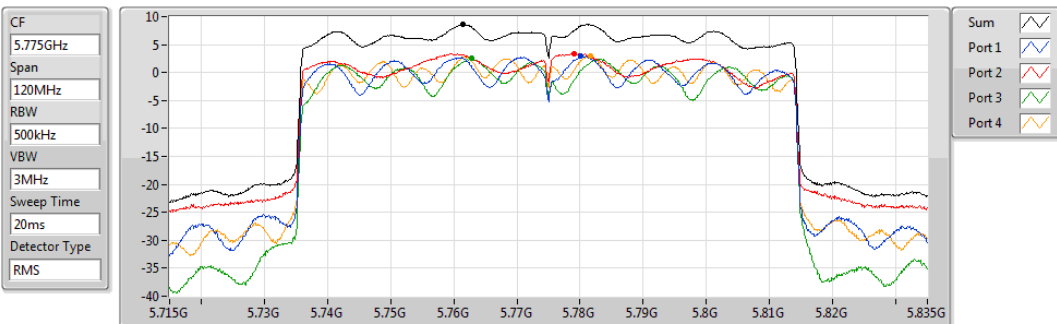
Sum	PD	Port 1	Port 2	Port 3	Port 4
(dBm/RBW)	(dBm/RBW)	(dBm/RBW)	(dBm/RBW)	(dBm/RBW)	(dBm/RBW)
6.34	6.34	0.31	0.66	0.79	1.63

802.11ax HEW80\_Nss1,(MCS0)\_4TX

PSD

5775MHz

21/12/2020



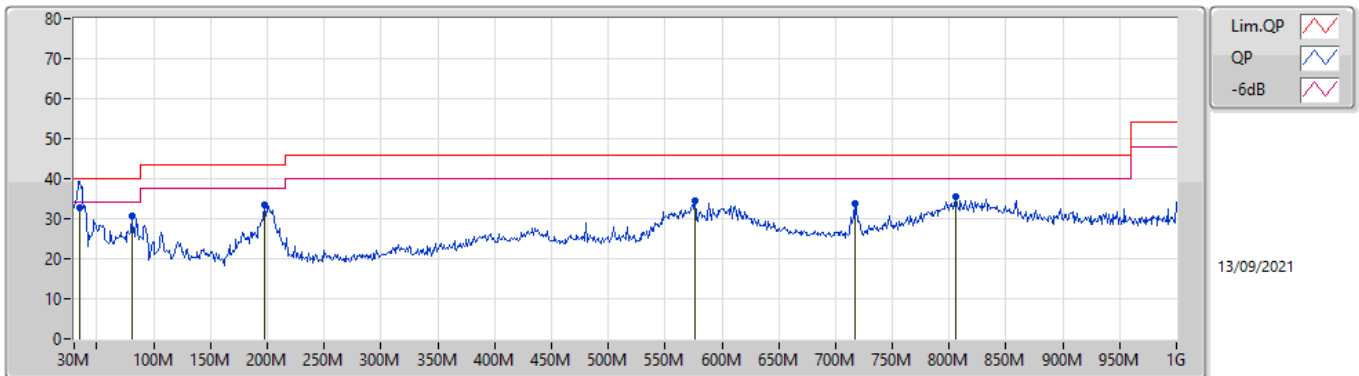
Sum	PD	Port 1	Port 2	Port 3	Port 4
(dBm/RBW)	(dBm/RBW)	(dBm/RBW)	(dBm/RBW)	(dBm/RBW)	(dBm/RBW)
8.63	8.63	2.92	3.42	2.55	2.95



**Summary**

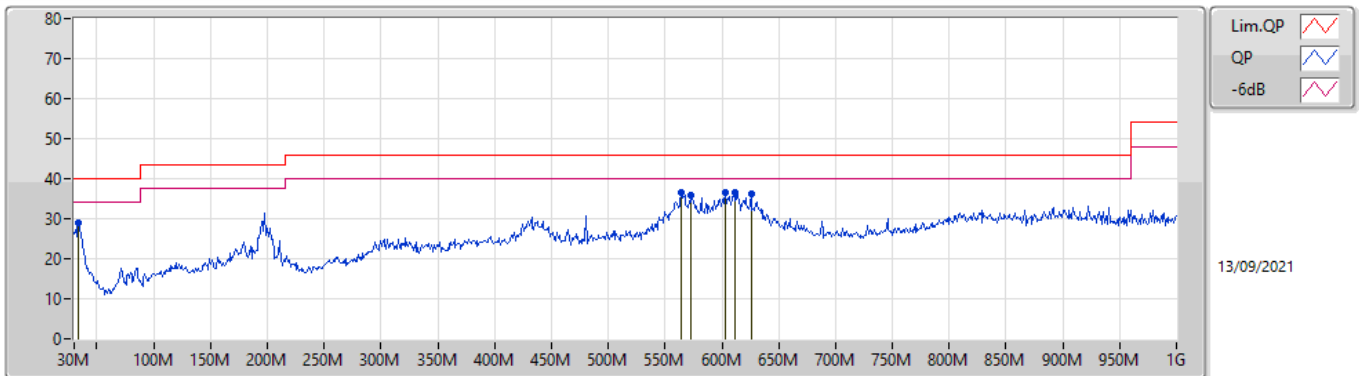
Mode	Result	Type	Freq (Hz)	Level (dBuV/m)	Limit (dBuV/m)	Margin (dB)	Condition
Mode 1	Pass	QP	34.85M	32.61	40.00	-7.39	Vertical

Mode 1



Type	Freq (Hz)	Level (dBuV/m)	Limit (dBuV/m)	Margin (dB)	Factor (dB/m)	Dist (m)	Condition	Azimuth (°)	Height (m)	Comment	Raw (dBuV/m)	AF (dB/m)	CL (dB)	PA (dB)
QP	34.85M	32.61	40.00	-7.39	-6.20	3	Vertical	28	1.00	"Worst"	38.81	21.57	0.71	28.48
PK	80.44M	30.66	40.00	-9.34	-14.51	3	Vertical	181	1.25	-	45.17	12.94	1.03	28.48
PK	197.81M	33.45	43.50	-10.05	-11.38	3	Vertical	352	1.25	-	44.83	14.92	1.70	28.00
PK	576.11M	34.44	46.00	-11.56	-2.28	3	Vertical	143	1.00	-	36.72	24.11	2.96	29.35
PK	716.76M	33.83	46.00	-12.17	-1.60	3	Vertical	319	1.50	-	35.43	24.38	3.29	29.27
PK	806M	35.51	46.00	-10.49	-0.41	3	Vertical	292	1.00	-	35.92	25.17	3.46	29.04

Mode 1



Type	Freq (Hz)	Level (dBuV/m)	Limit (dBuV/m)	Margin (dB)	Factor (dB/m)	Dist (m)	Condition	Azimuth (°)	Height (m)	Comment	Raw (dBuV/m)	AF (dB/m)	CL (dB)	PA (dB)
PK	33.88M	29.13	40.00	-10.87	-5.76	3	Horizontal	59	2.00	-	34.89	22.03	0.69	28.48
PK	564.47M	36.67	46.00	-9.33	-2.43	3	Horizontal	287	1.00	"Worst"	39.10	24.01	2.92	29.36
PK	573.2M	35.72	46.00	-10.28	-2.26	3	Horizontal	278	1.00	-	37.98	24.14	2.95	29.35
PK	603.27M	36.54	46.00	-9.46	-2.25	3	Horizontal	51	2.00	-	38.79	24.01	3.06	29.32
PK	612M	36.45	46.00	-9.55	-2.04	3	Horizontal	62	2.00	-	38.49	24.21	3.08	29.33
PK	625.58M	36.17	46.00	-9.83	-1.86	3	Horizontal	292	2.00	-	38.03	24.37	3.11	29.34



**Summary**

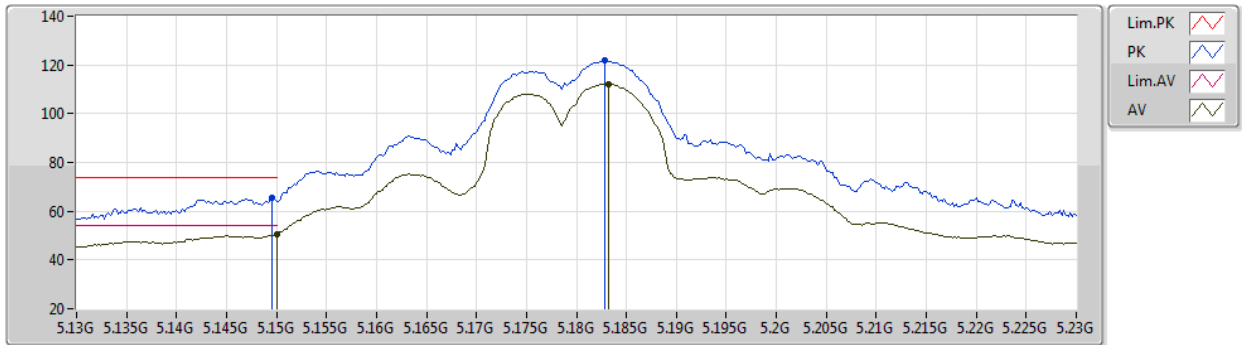
Mode	Result	Type	Freq (Hz)	Level (dBuV/m)	Limit (dBuV/m)	Margin (dB)	Dist (m)	Condition	Azimuth (°)	Height (m)	Comments
5.15-5.25GHz	-	-	-	-	-	-	-	-	-	-	-
802.11ax HEW40_Nss1,(MCS0)_4TX	Pass	AV	5.15G	53.98	54.00	-0.02	3	Horizontal	57	1.80	-



802.11a\_Nss1,(6Mbps)\_4TX

18/12/2020

5180MHz\_TX



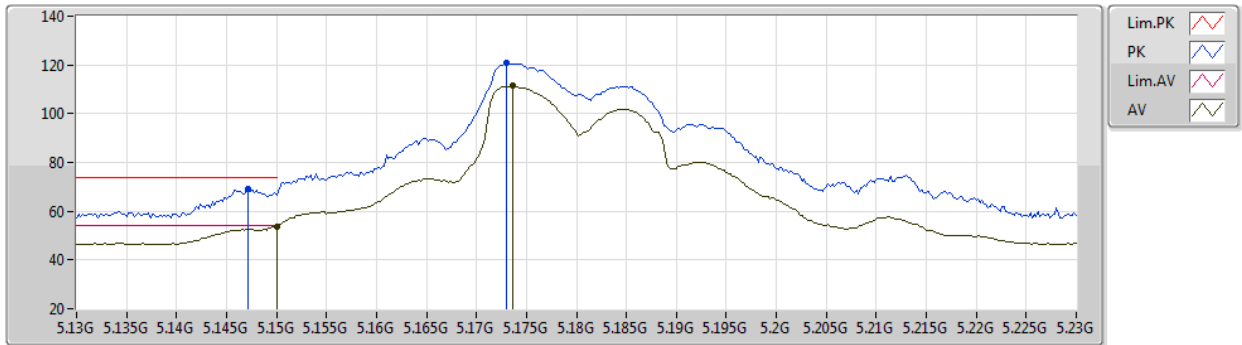
EUT Y\_4TX  
Setting 25  
02-B-C-5-10

Type	Freq (Hz)	Level (dBuV/m)	Limit (dBuV/m)	Margin (dB)	Raw (dBuV)	Dist (m)	Condition	Azimuth (°)	Height (m)	Comment	AF (dB)	CL (dB)	PA (dB)
PK	5.1496G	65.34	74.00	-8.66	58.62	3	Vertical	34	1.97	-	33.45	5.00	31.73
AV	5.15G	50.61	54.00	-3.39	43.89	3	Vertical	34	1.97	-	33.45	5.00	31.73
PK	5.1828G	121.91	Inf	-Inf	115.06	3	Vertical	34	1.97	-	33.48	5.07	31.70
AV	5.1832G	112.24	Inf	-Inf	105.39	3	Vertical	34	1.97	-	33.48	5.07	31.70

802.11a\_Nss1,(6Mbps)\_4TX

18/12/2020

5180MHz\_TX



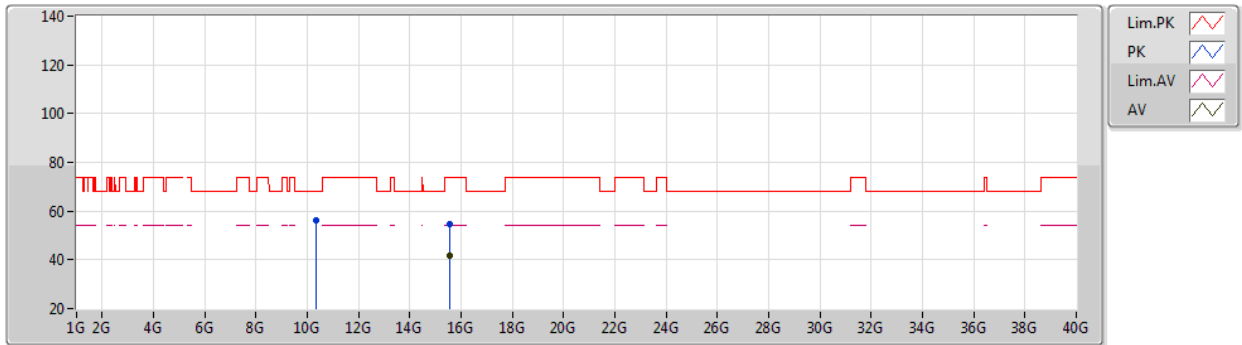
EUT Y\_4TX  
Setting 25  
02-B-C-5-10

Type	Freq (Hz)	Level (dBuV/m)	Limit (dBuV/m)	Margin (dB)	Raw (dBuV)	Dist (m)	Condition	Azimuth (°)	Height (m)	Comment	AF (dB)	CL (dB)	PA (dB)
PK	5.1472G	69.20	74.00	-4.80	62.49	3	Horizontal	50	1.97	-	33.45	4.99	31.73
AV	5.15G	53.72	54.00	-0.28	47.00	3	Horizontal	50	1.97	-	33.45	5.00	31.73
PK	5.173G	120.66	Inf	-Inf	113.85	3	Horizontal	50	1.97	-	33.47	5.05	31.71
AV	5.1736G	111.31	Inf	-Inf	104.50	3	Horizontal	50	1.97	-	33.47	5.05	31.71

802.11a\_Nss1,(6Mbps)\_4TX

18/12/2020

5180MHz\_TX



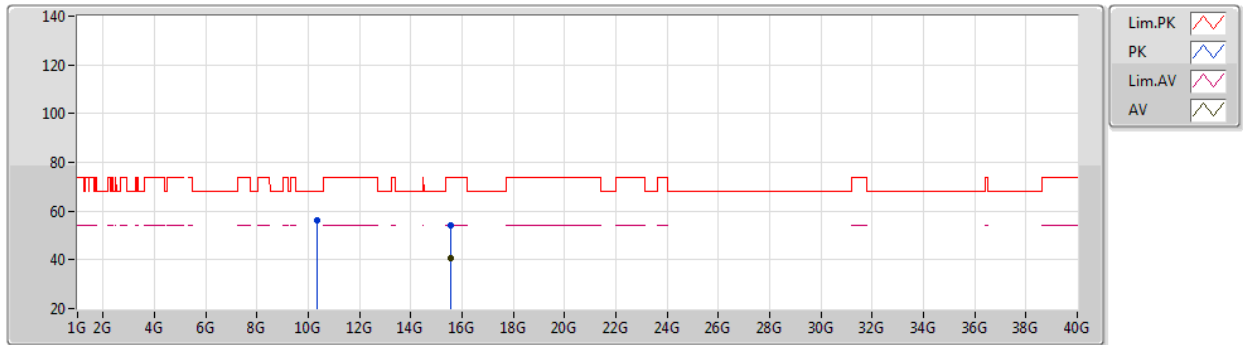
EUT Y\_4TX  
Setting 25  
02-B-C-5

Type	Freq (Hz)	Level (dBuV/m)	Limit (dBuV/m)	Margin (dB)	Raw (dBuV)	Dist (m)	Condition	Azimuth (°)	Height (m)	Comment	AF (dB)	CL (dB)	PA (dB)
PK	10.36006G	56.33	68.20	-11.87	42.80	3	Vertical	346	1.89	-	38.88	7.23	32.58
PK	15.53428G	54.84	74.00	-19.16	39.91	3	Vertical	328	2.85	-	38.75	9.04	32.86
AV	15.53544G	41.57	54.00	-12.43	26.64	3	Vertical	328	2.85	-	38.75	9.04	32.86

802.11a\_Nss1,(6Mbps)\_4TX

18/12/2020

5180MHz\_TX



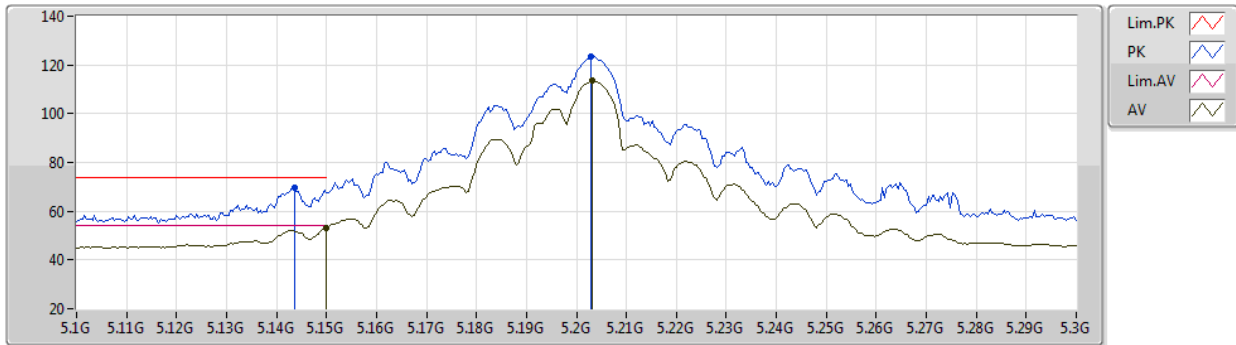
EUT Y\_4TX  
Setting 25  
02-B-C-5

Type	Freq (Hz)	Level (dBuV/m)	Limit (dBuV/m)	Margin (dB)	Raw (dBuV)	Dist (m)	Condition	Azimuth (°)	Height (m)	Comment	AF (dB)	CL (dB)	PA (dB)
PK	10.36G	56.14	68.20	-12.06	42.61	3	Horizontal	34	1.63	-	38.88	7.23	32.58
PK	15.54052G	54.31	74.00	-19.69	39.40	3	Horizontal	123	1.72	-	38.73	9.04	32.86
AV	15.54628G	40.90	54.00	-13.10	26.00	3	Horizontal	123	1.72	-	38.72	9.04	32.86

802.11a\_Nss1,(6Mbps)\_4TX

22/12/2020

5200MHz\_TX



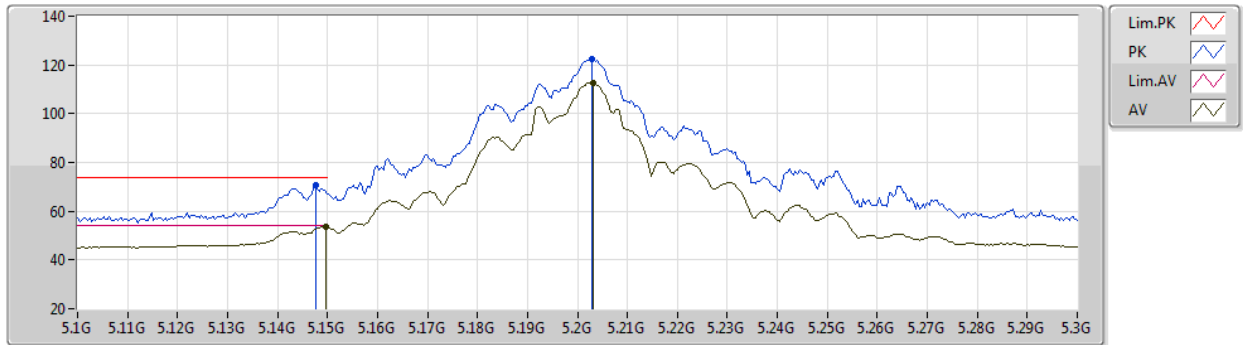
EUT Y\_4TX  
Setting 28  
02-B-C-5-10

Type	Freq (Hz)	Level (dBuV/m)	Limit (dBuV/m)	Margin (dB)	Raw (dBuV)	Dist (m)	Condition	Azimuth (°)	Height (m)	Comment	AF (dB)	CL (dB)	PA (dB)
PK	5.1436G	69.82	74.00	-4.18	63.07	3	Vertical	13	1.61	-	33.49	4.99	31.73
AV	5.15G	53.30	54.00	-0.70	46.53	3	Vertical	13	1.61	-	33.50	5.00	31.73
PK	5.2028G	123.32	Inf	-Inf	116.40	3	Vertical	13	1.61	-	33.51	5.10	31.69
AV	5.2032G	113.57	Inf	-Inf	106.65	3	Vertical	13	1.61	-	33.51	5.10	31.69

802.11a\_Nss1,(6Mbps)\_4TX

22/12/2020

5200MHz\_TX



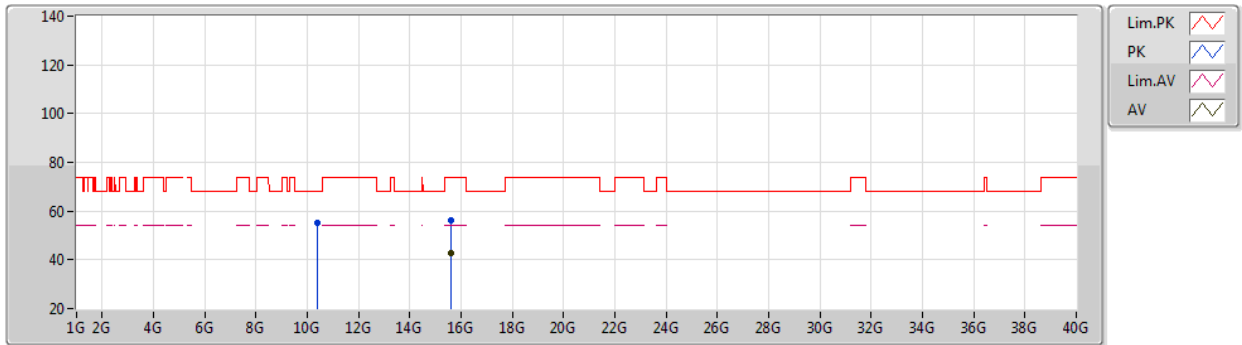
EUT Y\_4TX  
Setting 28  
02-B-C-5-10

Type	Freq (Hz)	Level (dBuV/m)	Limit (dBuV/m)	Margin (dB)	Raw (dBuV)	Dist (m)	Condition	Azimuth (°)	Height (m)	Comment	AF (dB)	CL (dB)	PA (dB)
PK	5.1476G	70.55	74.00	-3.45	63.78	3	Horizontal	0	1.50	-	33.50	5.00	31.73
AV	5.1496G	53.72	54.00	-0.28	46.95	3	Horizontal	0	1.50	-	33.50	5.00	31.73
PK	5.2028G	122.42	Inf	-Inf	115.50	3	Horizontal	0	1.50	-	33.51	5.10	31.69
AV	5.2032G	112.54	Inf	-Inf	105.62	3	Horizontal	0	1.50	-	33.51	5.10	31.69

802.11a\_Nss1,(6Mbps)\_4TX

22/12/2020

5200MHz\_TX



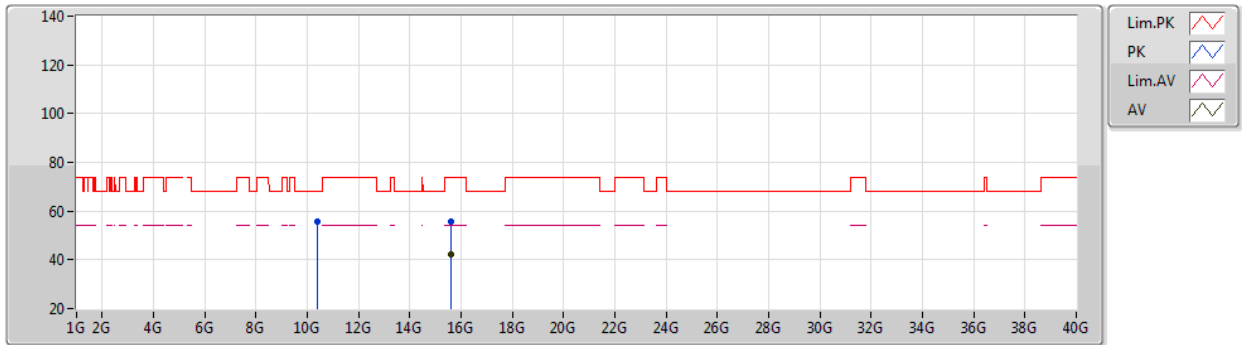
EUT Y\_4TX  
Setting 28  
02-B-C-5

Type	Freq (Hz)	Level (dBuV/m)	Limit (dBuV/m)	Margin (dB)	Raw (dBuV)	Dist (m)	Condition	Azimuth (°)	Height (m)	Comment	AF (dB)	CL (dB)	PA (dB)
PK	10.39993G	55.37	68.20	-12.83	42.17	3	Vertical	0	1.88	-	38.50	7.24	32.54
PK	15.599G	56.37	74.00	-17.63	42.76	3	Vertical	329	1.00	-	37.40	9.06	32.85
AV	15.59904G	42.99	54.00	-11.01	29.38	3	Vertical	329	1.00	-	37.40	9.06	32.85

802.11a\_Nss1,(6Mbps)\_4TX

22/12/2020

5200MHz\_TX



EUT Y\_4TX  
Setting 28  
02-B-C-5

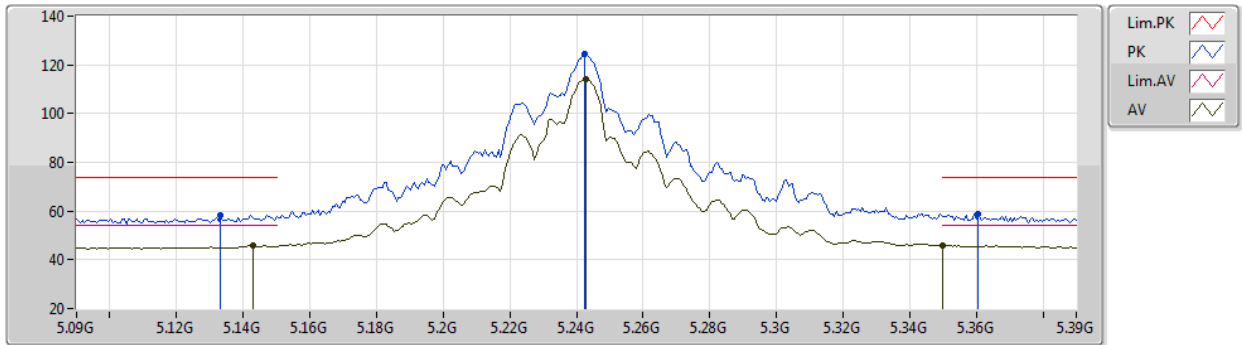
Type	Freq (Hz)	Level (dBuV/m)	Limit (dBuV/m)	Margin (dB)	Raw (dBuV)	Dist (m)	Condition	Azimuth (°)	Height (m)	Comment	AF (dB)	CL (dB)	PA (dB)
PK	10.39995G	55.52	68.20	-12.68	42.32	3	Horizontal	303	1.74	-	38.50	7.24	32.54
PK	15.6022G	55.62	74.00	-18.38	42.01	3	Horizontal	306	2.78	-	37.40	9.06	32.85
AV	15.599G	42.13	54.00	-11.87	28.52	3	Horizontal	306	2.78	-	37.40	9.06	32.85



802.11a\_Nss1,(6Mbps)\_4TX

22/12/2020

5240MHz\_TX



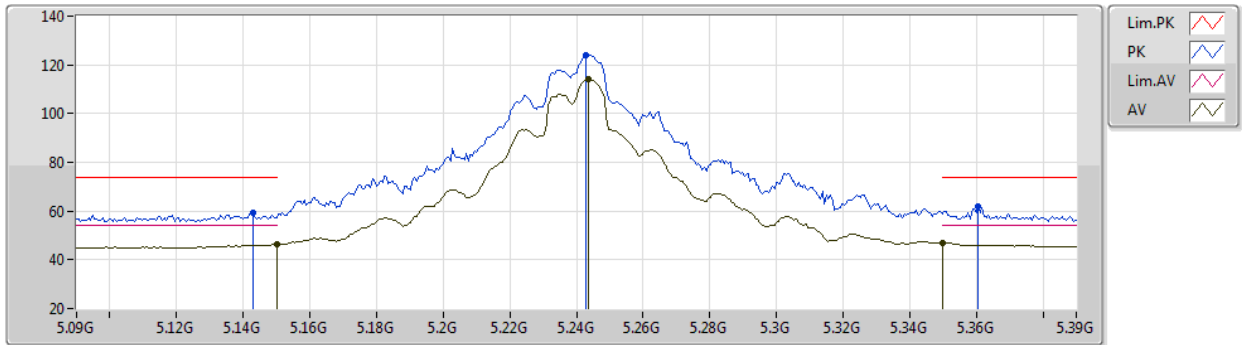
EUT Y\_4TX  
Setting 29  
02-B-C-5-10

Type	Freq (Hz)	Level (dBuV/m)	Limit (dBuV/m)	Margin (dB)	Raw (dBuV)	Dist (m)	Condition	Azimuth (°)	Height (m)	Comment	AF (dB)	CL (dB)	PA (dB)
PK	5.1332G	58.23	74.00	-15.77	51.53	3	Vertical	10	1.61	-	33.47	4.97	31.74
AV	5.1428G	45.62	54.00	-8.38	38.87	3	Vertical	10	1.61	-	33.49	4.99	31.73
PK	5.2424G	124.27	Inf	-Inf	117.27	3	Vertical	10	1.61	-	33.58	5.08	31.66
AV	5.243G	114.28	Inf	-Inf	107.27	3	Vertical	10	1.61	-	33.59	5.08	31.66
PK	5.3606G	58.86	74.00	-15.14	51.61	3	Vertical	10	1.61	-	33.80	5.02	31.57
AV	5.35G	46.00	54.00	-8.00	38.75	3	Vertical	10	1.61	-	33.80	5.03	31.58

802.11a\_Nss1,(6Mbps)\_4TX

22/12/2020

5240MHz\_TX



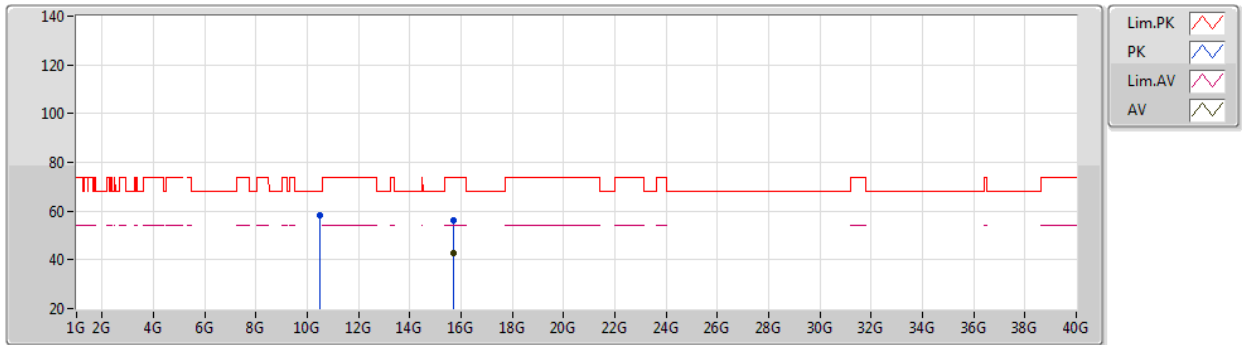
EUT Y\_4TX  
Setting 29  
02-B-C-5-10

Type	Freq (Hz)	Level (dBuV/m)	Limit (dBuV/m)	Margin (dB)	Raw (dBuV)	Dist (m)	Condition	Azimuth (°)	Height (m)	Comment	AF (dB)	CL (dB)	PA (dB)
PK	5.1428G	59.56	74.00	-14.44	52.81	3	Horizontal	293	1.97	-	33.49	4.99	31.73
AV	5.15G	46.15	54.00	-7.85	39.38	3	Horizontal	293	1.97	-	33.50	5.00	31.73
PK	5.243G	124.20	Inf	-Inf	117.19	3	Horizontal	293	1.97	-	33.59	5.08	31.66
AV	5.2436G	114.35	Inf	-Inf	107.34	3	Horizontal	293	1.97	-	33.59	5.08	31.66
PK	5.3606G	61.97	74.00	-12.03	54.72	3	Horizontal	293	1.97	-	33.80	5.02	31.57
AV	5.35G	46.76	54.00	-7.24	39.51	3	Horizontal	293	1.97	-	33.80	5.03	31.58

802.11a\_Nss1,(6Mbps)\_4TX

22/12/2020

5240MHz\_TX



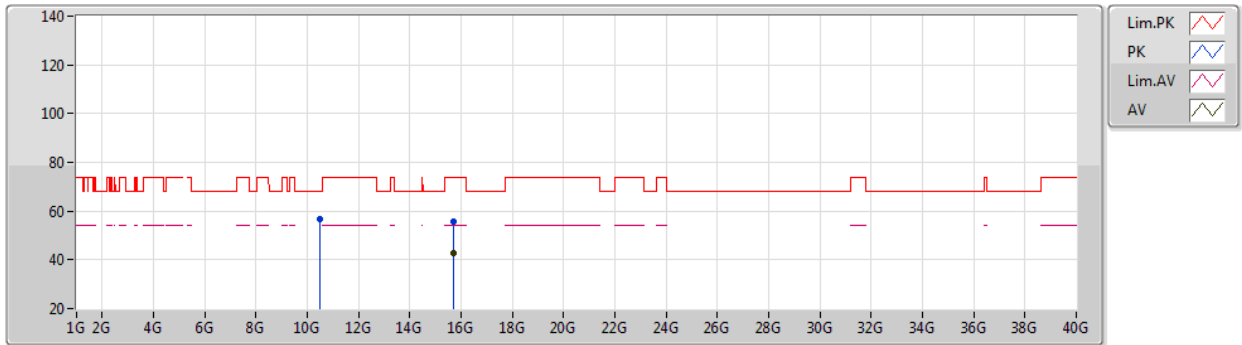
EUT Y\_4TX  
Setting 29  
02-B-C-5

Type	Freq (Hz)	Level (dBuV/m)	Limit (dBuV/m)	Margin (dB)	Raw (dBuV)	Dist (m)	Condition	Azimuth (°)	Height (m)	Comment	AF (dB)	CL (dB)	PA (dB)
PK	10.47994G	58.28	68.20	-9.92	45.06	3	Vertical	20	1.72	-	38.50	7.27	32.55
PK	15.7275G	56.03	74.00	-17.97	42.34	3	Vertical	0	1.64	-	37.45	9.10	32.86
AV	15.72708G	42.66	54.00	-11.34	28.97	3	Vertical	0	1.64	-	37.45	9.10	32.86

802.11a\_Nss1,(6Mbps)\_4TX

22/12/2020

5240MHz\_TX



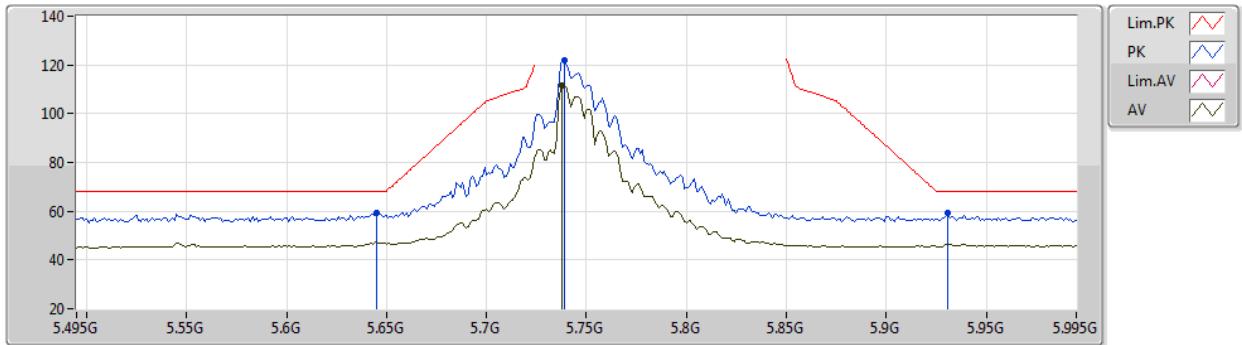
EUT Y\_4TX  
Setting 29  
02-B-C-5

Type	Freq (Hz)	Level (dBuV/m)	Limit (dBuV/m)	Margin (dB)	Raw (dBuV)	Dist (m)	Condition	Azimuth (°)	Height (m)	Comment	AF (dB)	CL (dB)	PA (dB)
PK	10.47975G	56.97	68.20	-11.23	43.75	3	Horizontal	342	1.55	-	38.50	7.27	32.55
PK	15.72408G	55.92	74.00	-18.08	42.23	3	Horizontal	316	2.06	-	37.45	9.10	32.86
AV	15.72432G	42.92	54.00	-11.08	29.23	3	Horizontal	316	2.06	-	37.45	9.10	32.86

802.11a\_Nss1,(6Mbps)\_4TX

18/12/2020

5745MHz\_TX



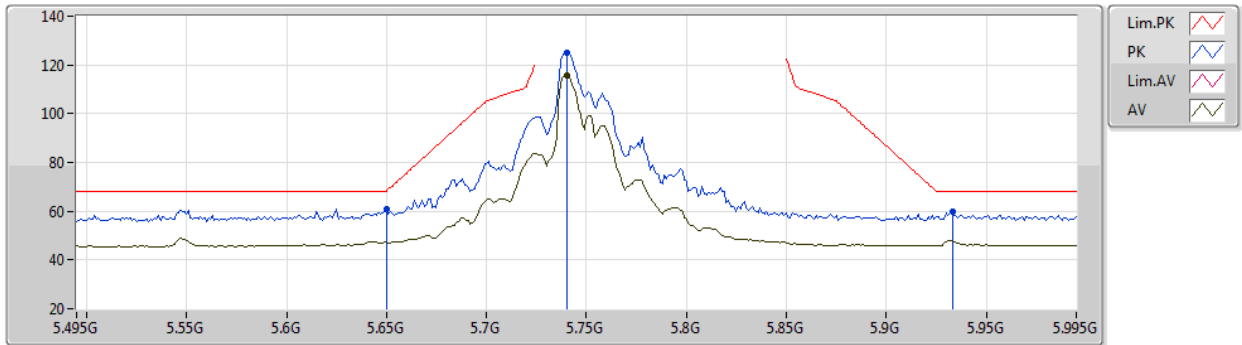
EUT Y\_4TX  
Setting 29  
02-B-C-5-10

Type	Freq (Hz)	Level (dBuV/m)	Limit (dBuV/m)	Margin (dB)	Raw (dBuV)	Dist (m)	Condition	Azimuth (°)	Height (m)	Comment	AF (dB)	CL (dB)	PA (dB)
PK	5.645G	59.09	68.20	-9.11	51.49	3	Vertical	39	1.77	-	33.90	5.16	31.46
PK	5.739G	121.85	Inf	-Inf	114.45	3	Vertical	39	1.77	-	33.80	5.06	31.46
AV	5.738G	111.71	Inf	-Inf	104.31	3	Vertical	39	1.77	-	33.80	5.06	31.46
PK	5.931G	59.19	68.20	-9.01	51.15	3	Vertical	39	1.77	-	34.10	5.39	31.45

802.11a\_Nss1,(6Mbps)\_4TX

18/12/2020

5745MHz\_TX



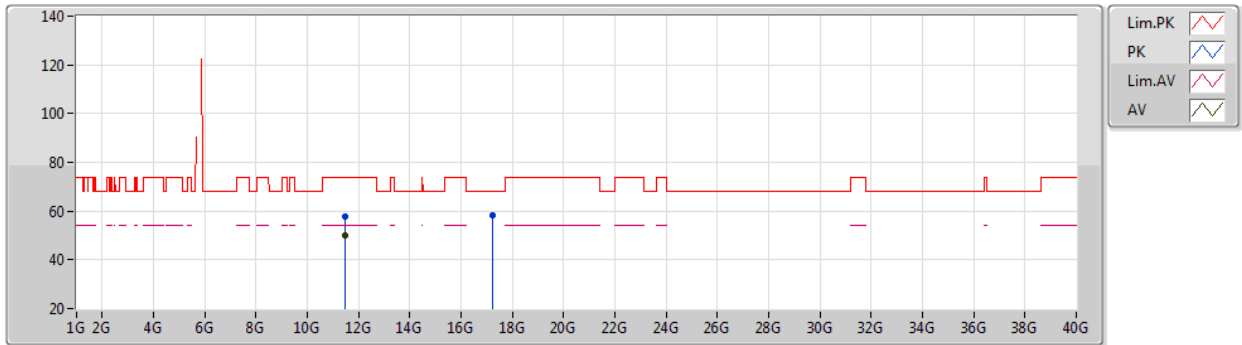
EUT Y\_4TX  
Setting 29  
02-B-C-5-10

Type	Freq (Hz)	Level (dBuV/m)	Limit (dBuV/m)	Margin (dB)	Raw (dBuV)	Dist (m)	Condition	Azimuth (°)	Height (m)	Comment	AF (dB)	CL (dB)	PA (dB)
PK	5.65G	61.02	68.20	-7.18	53.43	3	Horizontal	298	1.81	-	33.90	5.15	31.46
PK	5.74G	125.25	Inf	-Inf	117.85	3	Horizontal	298	1.81	-	33.80	5.06	31.46
AV	5.74G	115.74	Inf	-Inf	108.34	3	Horizontal	298	1.81	-	33.80	5.06	31.46
PK	5.933G	59.75	68.20	-8.45	51.70	3	Horizontal	298	1.81	-	34.10	5.40	31.45

802.11a\_Nss1,(6Mbps)\_4TX

18/12/2020

5745MHz\_TX



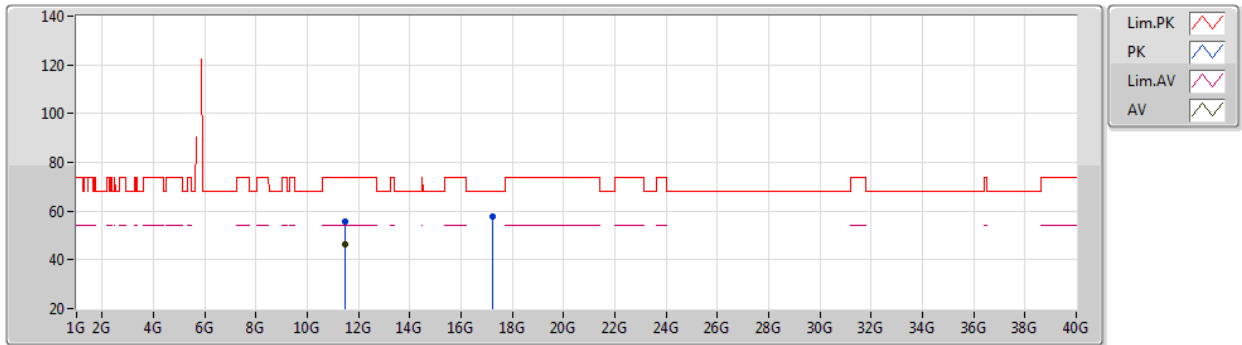
EUT Y\_4TX  
Setting 29  
02-B-C-5

Type	Freq (Hz)	Level (dBuV/m)	Limit (dBuV/m)	Margin (dB)	Raw (dBuV)	Dist (m)	Condition	Azimuth (°)	Height (m)	Comment	AF (dB)	CL (dB)	PA (dB)
PK	11.48987G	57.58	74.00	-16.42	43.91	3	Vertical	357	1.89	-	38.98	7.62	32.93
AV	11.48994G	50.05	54.00	-3.95	36.38	3	Vertical	357	1.89	-	38.98	7.62	32.93
PK	17.23706G	58.05	68.20	-10.15	39.31	3	Vertical	241	1.86	-	42.35	9.32	32.93

802.11a\_Nss1,(6Mbps)\_4TX

18/12/2020

5745MHz\_TX



EUT Y\_4TX  
Setting 29  
02-B-C-5

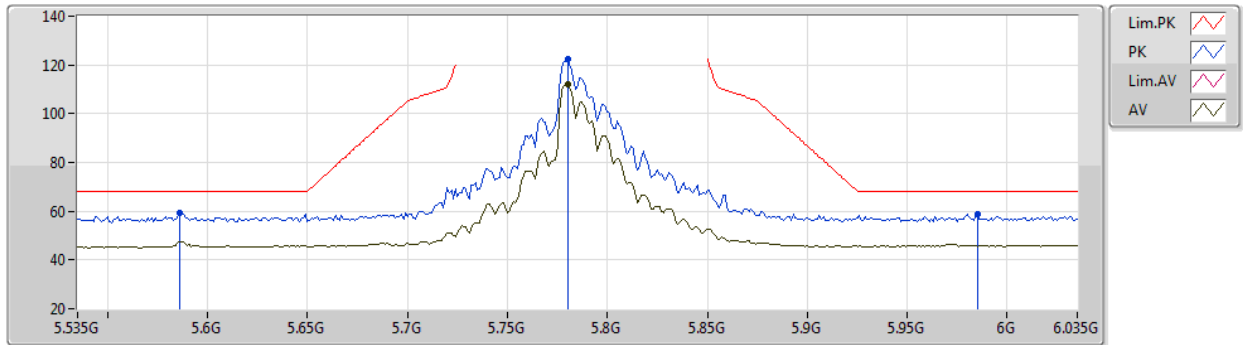
Type	Freq (Hz)	Level (dBuV/m)	Limit (dBuV/m)	Margin (dB)	Raw (dBuV)	Dist (m)	Condition	Azimuth (°)	Height (m)	Comment	AF (dB)	CL (dB)	PA (dB)
PK	11.48994G	55.49	74.00	-18.51	41.82	3	Horizontal	106	2.79	-	38.98	7.62	32.93
AV	11.48993G	46.51	54.00	-7.49	32.84	3	Horizontal	106	2.79	-	38.98	7.62	32.93
PK	17.23876G	57.84	68.20	-10.36	39.09	3	Horizontal	89	1.96	-	42.36	9.32	32.93



802.11a\_Nss1,(6Mbps)\_4TX

18/12/2020

5785MHz\_TX



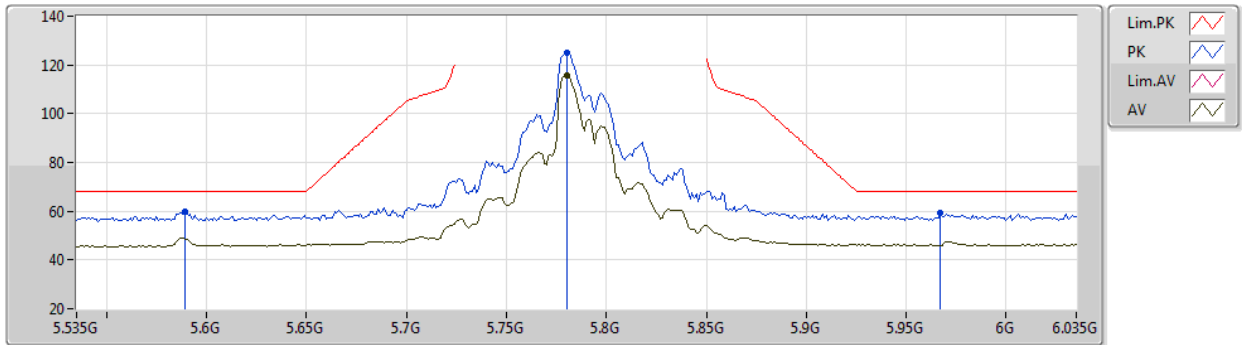
EUT Y\_4TX  
Setting 29  
02-B-C-5-10

Type	Freq (Hz)	Level (dBuV/m)	Limit (dBuV/m)	Margin (dB)	Raw (dBuV)	Dist (m)	Condition	Azimuth (°)	Height (m)	Comment	AF (dB)	CL (dB)	PA (dB)
PK	5.586G	59.13	68.20	-9.07	51.51	3	Vertical	47	1.93	-	33.90	5.19	31.47
PK	5.78G	122.39	Inf	-Inf	115.03	3	Vertical	47	1.93	-	33.80	5.02	31.46
AV	5.78G	112.07	Inf	-Inf	104.71	3	Vertical	47	1.93	-	33.80	5.02	31.46
PK	5.985G	58.73	68.20	-9.47	50.46	3	Vertical	47	1.93	-	34.17	5.55	31.45

802.11a\_Nss1,(6Mbps)\_4TX

18/12/2020

5785MHz\_TX



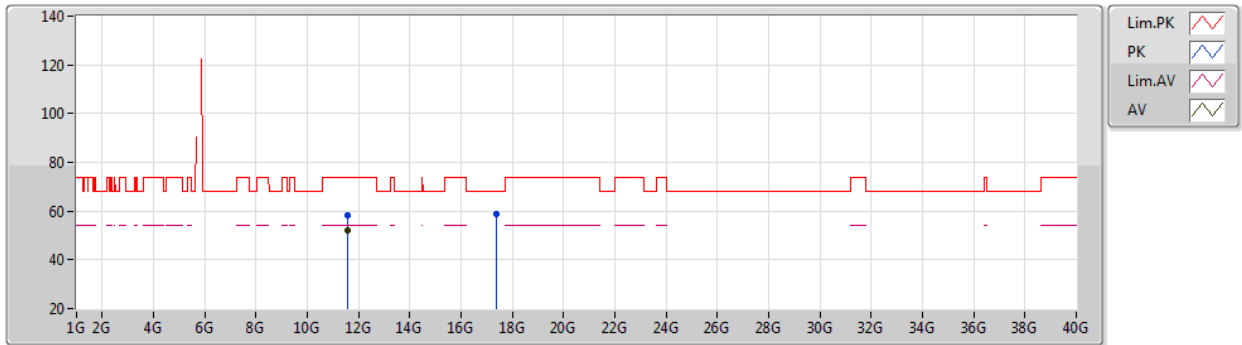
EUT Y\_4TX  
Setting 29  
02-B-C-5-10

Type	Freq (Hz)	Level (dBuV/m)	Limit (dBuV/m)	Margin (dB)	Raw (dBuV)	Dist (m)	Condition	Azimuth (°)	Height (m)	Comment	AF (dB)	CL (dB)	PA (dB)
PK	5.589G	59.89	68.20	-8.31	52.27	3	Horizontal	296	1.80	-	33.90	5.19	31.47
PK	5.78G	125.06	Inf	-Inf	117.70	3	Horizontal	296	1.80	-	33.80	5.02	31.46
AV	5.78G	115.54	Inf	-Inf	108.18	3	Horizontal	296	1.80	-	33.80	5.02	31.46
PK	5.967G	59.19	68.20	-9.01	51.01	3	Horizontal	296	1.80	-	34.13	5.50	31.45

802.11a\_Nss1,(6Mbps)\_4TX

18/12/2020

5785MHz\_TX



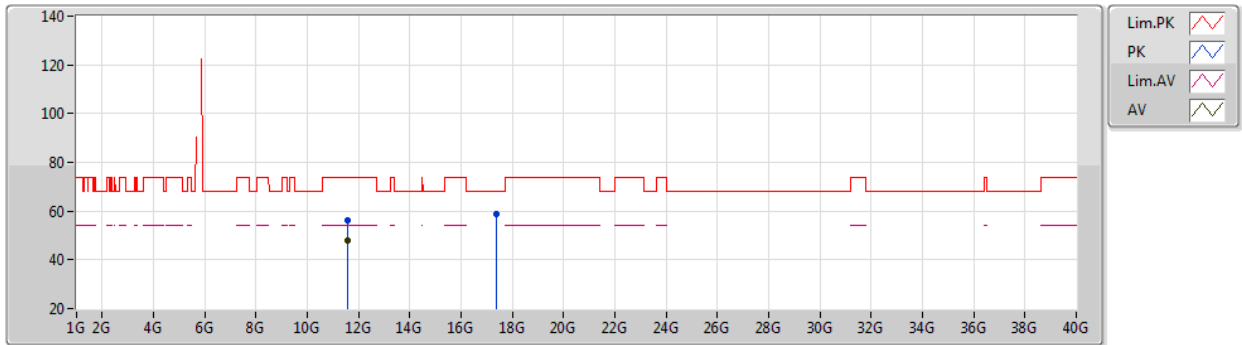
EUT Y\_4TX  
Setting 29  
02-B-C-5

Type	Freq (Hz)	Level (dBuV/m)	Limit (dBuV/m)	Margin (dB)	Raw (dBuV)	Dist (m)	Condition	Azimuth (°)	Height (m)	Comment	AF (dB)	CL (dB)	PA (dB)
PK	11.56984G	58.13	74.00	-15.87	44.20	3	Vertical	0	2.02	-	39.21	7.65	32.93
AV	11.56992G	52.18	54.00	-1.82	38.25	3	Vertical	0	2.02	-	39.21	7.65	32.93
PK	17.35446G	58.84	68.20	-9.36	39.38	3	Vertical	108	1.64	-	43.04	9.34	32.92

802.11a\_Nss1,(6Mbps)\_4TX

18/12/2020

5785MHz\_TX



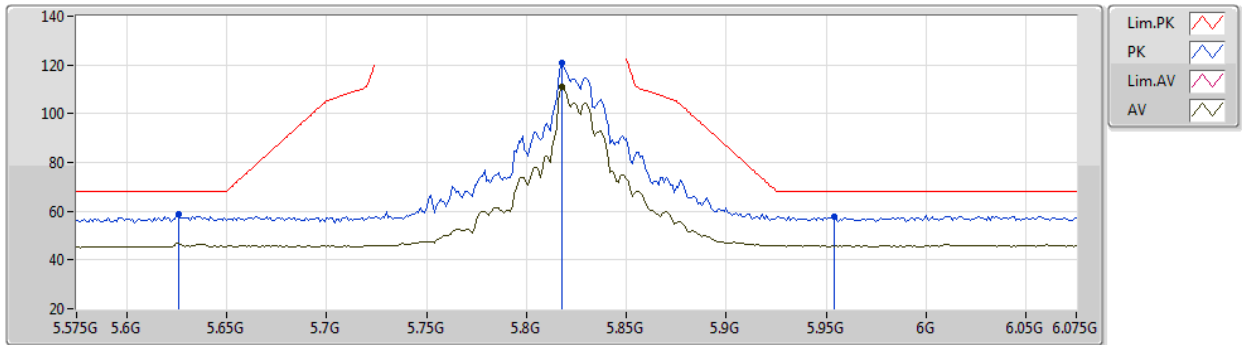
EUT Y\_4TX  
Setting 29  
02-B-C-5

Type	Freq (Hz)	Level (dBuV/m)	Limit (dBuV/m)	Margin (dB)	Raw (dBuV)	Dist (m)	Condition	Azimuth (°)	Height (m)	Comment	AF (dB)	CL (dB)	PA (dB)
PK	11.57007G	56.23	74.00	-17.77	42.30	3	Horizontal	10	1.79	-	39.21	7.65	32.93
AV	11.56992G	48.07	54.00	-5.93	34.14	3	Horizontal	10	1.79	-	39.21	7.65	32.93
PK	17.35804G	58.68	68.20	-9.52	39.20	3	Horizontal	143	1.38	-	43.06	9.34	32.92

802.11a\_Nss1,(6Mbps)\_4TX

18/12/2020

5825MHz\_TX



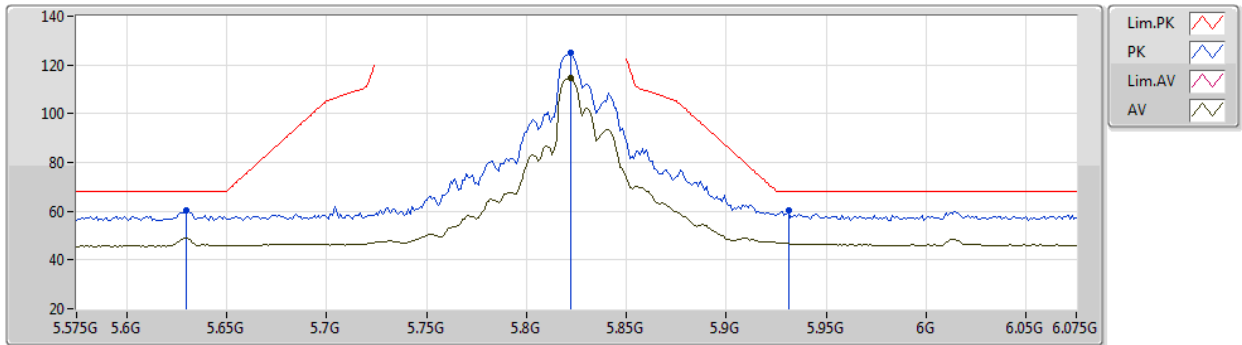
EUT Y\_4TX  
Setting 29  
02-B-C-5-10

Type	Freq (Hz)	Level (dBuV/m)	Limit (dBuV/m)	Margin (dB)	Raw (dBuV)	Dist (m)	Condition	Azimuth (°)	Height (m)	Comment	AF (dB)	CL (dB)	PA (dB)
PK	5.626G	58.75	68.20	-9.45	51.14	3	Vertical	52	1.66	-	33.90	5.17	31.46
PK	5.818G	120.65	Inf	-Inf	113.22	3	Vertical	52	1.66	-	33.84	5.05	31.46
AV	5.818G	110.93	Inf	-Inf	103.50	3	Vertical	52	1.66	-	33.84	5.05	31.46
PK	5.954G	57.67	68.20	-10.53	49.55	3	Vertical	52	1.66	-	34.11	5.46	31.45

802.11a\_Nss1,(6Mbps)\_4TX

18/12/2020

5825MHz\_TX



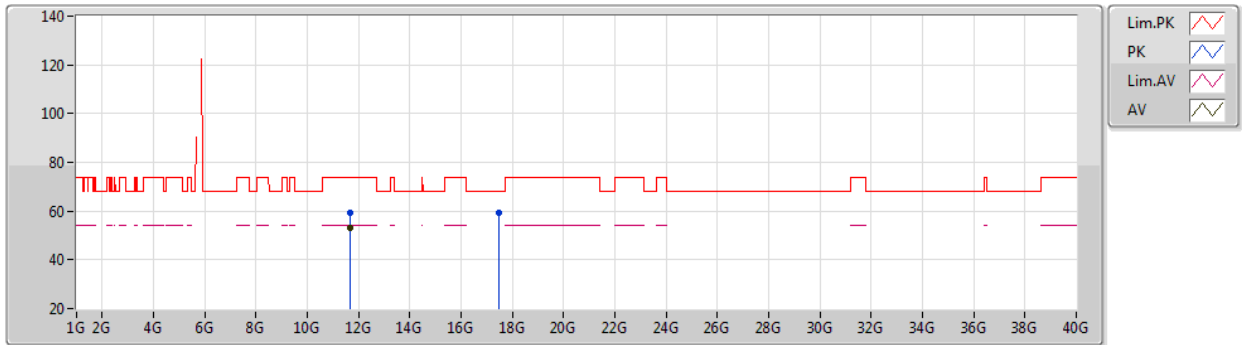
EUT Y\_4TX  
Setting 29  
02-B-C-5-10

Type	Freq (Hz)	Level (dBuV/m)	Limit (dBuV/m)	Margin (dB)	Raw (dBuV)	Dist (m)	Condition	Azimuth (°)	Height (m)	Comment	AF (dB)	CL (dB)	PA (dB)
PK	5.63G	60.18	68.20	-8.02	52.57	3	Horizontal	293	1.88	-	33.90	5.17	31.46
PK	5.822G	125.17	Inf	-Inf	117.72	3	Horizontal	293	1.88	-	33.84	5.07	31.46
AV	5.822G	114.81	Inf	-Inf	107.36	3	Horizontal	293	1.88	-	33.84	5.07	31.46
PK	5.931G	60.31	68.20	-7.89	52.27	3	Horizontal	293	1.88	-	34.10	5.39	31.45

802.11a\_Nss1,(6Mbps)\_4TX

18/12/2020

5825MHz\_TX



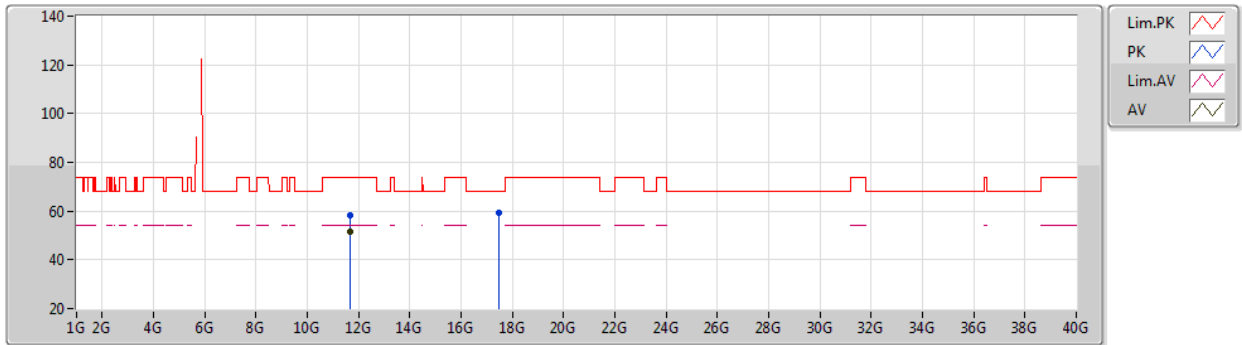
EUT Y\_4TX  
Setting 29  
02-B-C-5

Type	Freq (Hz)	Level (dBuV/m)	Limit (dBuV/m)	Margin (dB)	Raw (dBuV)	Dist (m)	Condition	Azimuth (°)	Height (m)	Comment	AF (dB)	CL (dB)	PA (dB)
PK	11.64984G	59.29	74.00	-14.71	45.14	3	Vertical	339	1.99	-	39.40	7.68	32.93
AV	11.64996G	52.92	54.00	-1.08	38.77	3	Vertical	339	1.99	-	39.40	7.68	32.93
PK	17.47692G	59.17	68.20	-9.03	38.78	3	Vertical	357	1.89	-	43.94	9.35	32.90

802.11a\_Nss1,(6Mbps)\_4TX

18/12/2020

5825MHz\_TX



EUT Y\_4TX  
Setting 29  
02-B-C-5

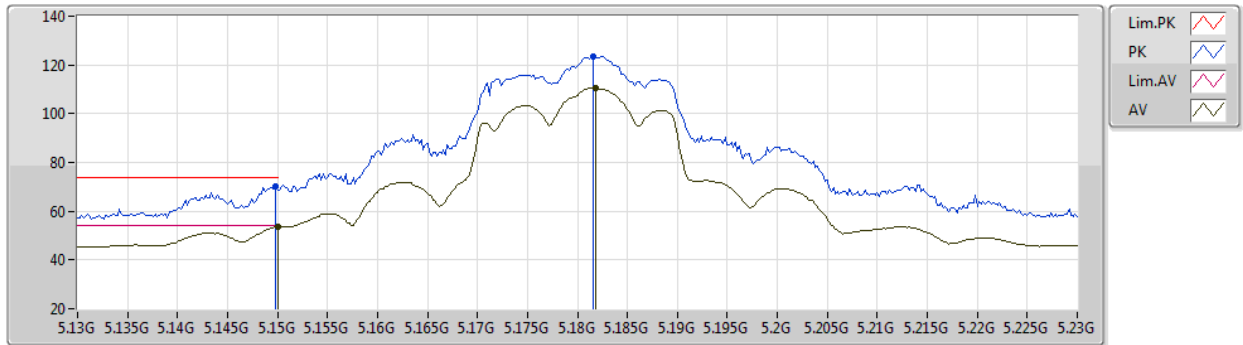
Type	Freq (Hz)	Level (dBuV/m)	Limit (dBuV/m)	Margin (dB)	Raw (dBuV)	Dist (m)	Condition	Azimuth (°)	Height (m)	Comment	AF (dB)	CL (dB)	PA (dB)
PK	11.65009G	58.08	74.00	-15.92	43.93	3	Horizontal	328	1.94	-	39.40	7.68	32.93
AV	11.64998G	51.49	54.00	-2.51	37.34	3	Horizontal	328	1.94	-	39.40	7.68	32.93
PK	17.47303G	59.20	68.20	-9.00	38.84	3	Horizontal	329	2.04	-	43.91	9.35	32.90



802.11ax HEW20\_Nss1,(MCS0)\_4TX

18/12/2020

5180MHz\_TX



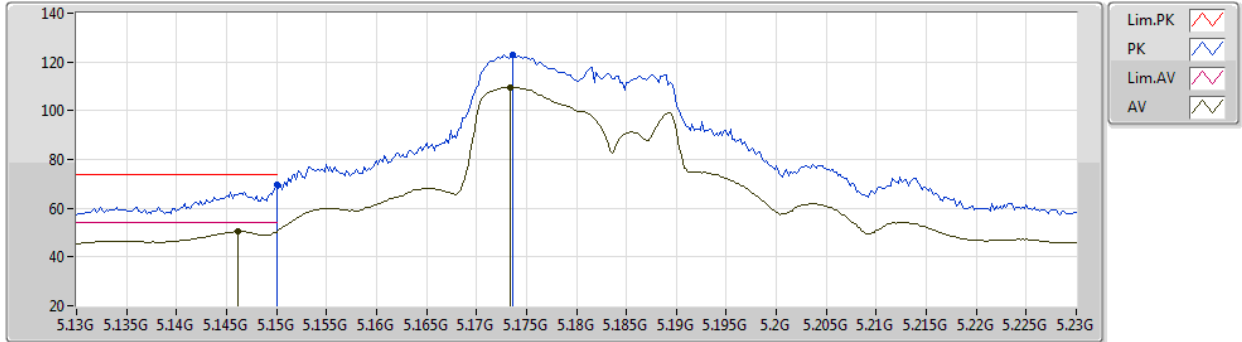
EUT Y\_4TX  
Setting 24  
02-B-C-5-10

Type	Freq (Hz)	Level (dBuV/m)	Limit (dBuV/m)	Margin (dB)	Raw (dBuV)	Dist (m)	Condition	Azimuth (°)	Height (m)	Comment	AF (dB)	CL (dB)	PA (dB)
PK	5.1498G	69.94	74.00	-4.06	63.17	3	Vertical	319	1.93	-	33.50	5.00	31.73
AV	5.15G	53.61	54.00	-0.39	46.84	3	Vertical	319	1.93	-	33.50	5.00	31.73
PK	5.1816G	123.58	Inf	-Inf	116.73	3	Vertical	319	1.93	-	33.50	5.06	31.71
AV	5.1818G	110.47	Inf	-Inf	103.62	3	Vertical	319	1.93	-	33.50	5.06	31.71

802.11ax HEW20\_Nss1,(MCS0)\_4TX

18/12/2020

5180MHz\_TX



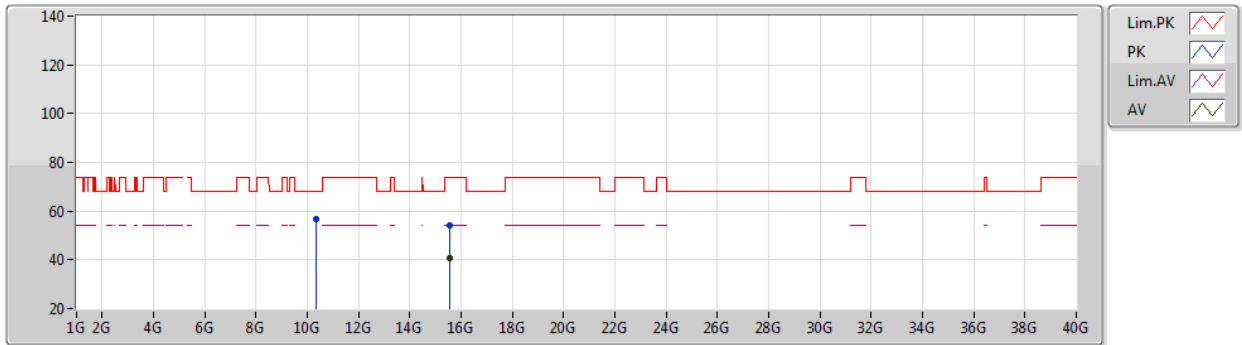
EUT Y\_4TX  
Setting 24  
02-B-C-5-10

Type	Freq (Hz)	Level (dBuV/m)	Limit (dBuV/m)	Margin (dB)	Raw (dBuV)	Dist (m)	Condition	Azimuth (°)	Height (m)	Comment	AF (dB)	CL (dB)	PA (dB)
PK	5.15G	69.54	74.00	-4.46	62.77	3	Horizontal	59	1.92	-	33.50	5.00	31.73
AV	5.1462G	50.54	54.00	-3.46	43.79	3	Horizontal	59	1.92	-	33.49	4.99	31.73
PK	5.1736G	122.81	Inf	-Inf	115.97	3	Horizontal	59	1.92	-	33.50	5.05	31.71
AV	5.1734G	109.54	Inf	-Inf	102.70	3	Horizontal	59	1.92	-	33.50	5.05	31.71

802.11ax HEW20\_Nss1,(MCS0)\_4TX

18/12/2020

5180MHz\_TX



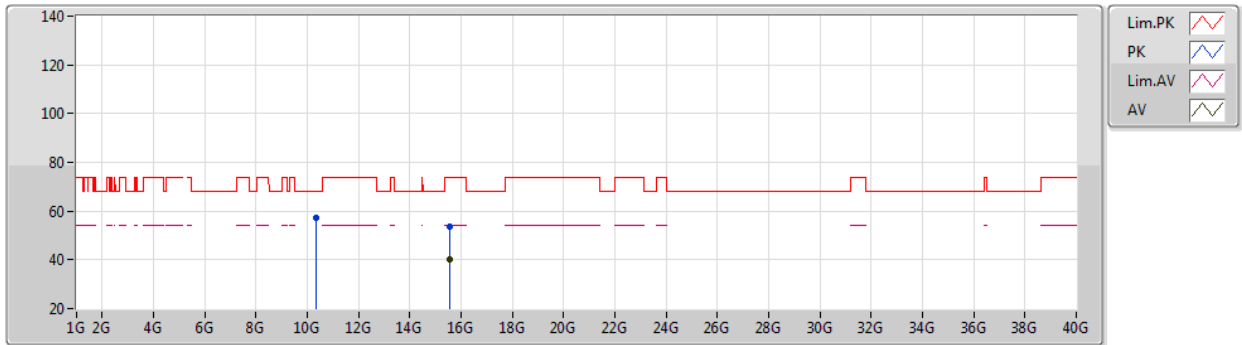
EUT Y\_4TX  
Setting 24  
02-B-K-4

Type	Freq (Hz)	Level (dBuV/m)	Limit (dBuV/m)	Margin (dB)	Raw (dBuV)	Dist (m)	Condition	Azimuth (°)	Height (m)	Comment	AF (dB)	CL (dB)	PA (dB)
PK	10.3601G	56.80	68.20	-11.40	43.56	3	Vertical	0	1.94	-	38.54	7.23	32.53
PK	15.5352G	54.01	74.00	-19.99	40.15	3	Vertical	33	1.68	-	37.66	9.04	32.84
AV	15.5476G	40.47	54.00	-13.53	26.66	3	Vertical	33	1.68	-	37.61	9.04	32.84

802.11ax HEW20\_Nss1,(MCS0)\_4TX

18/12/2020

5180MHz\_TX



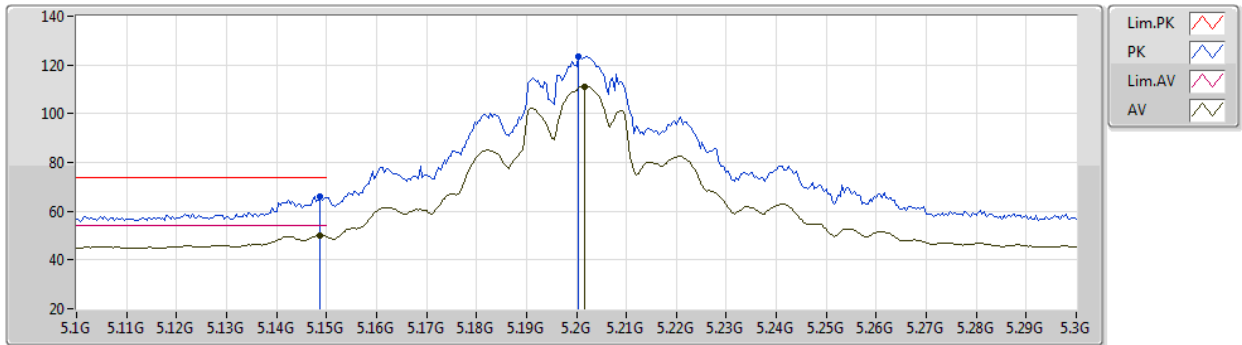
EUT Y\_4TX  
Setting 24  
02-B-K-4

Type	Freq (Hz)	Level (dBuV/m)	Limit (dBuV/m)	Margin (dB)	Raw (dBuV)	Dist (m)	Condition	Azimuth (°)	Height (m)	Comment	AF (dB)	CL (dB)	PA (dB)
PK	10.36G	57.00	68.20	-11.20	43.76	3	Horizontal	302	1.74	-	38.54	7.23	32.53
PK	15.5479G	53.87	74.00	-20.13	40.06	3	Horizontal	43	1.06	-	37.61	9.04	32.84
AV	15.5619G	40.10	54.00	-13.90	26.34	3	Horizontal	43	1.06	-	37.55	9.05	32.84

802.11ax HEW20\_Nss1,(MCS0)\_4TX

18/12/2020

5200MHz\_TX



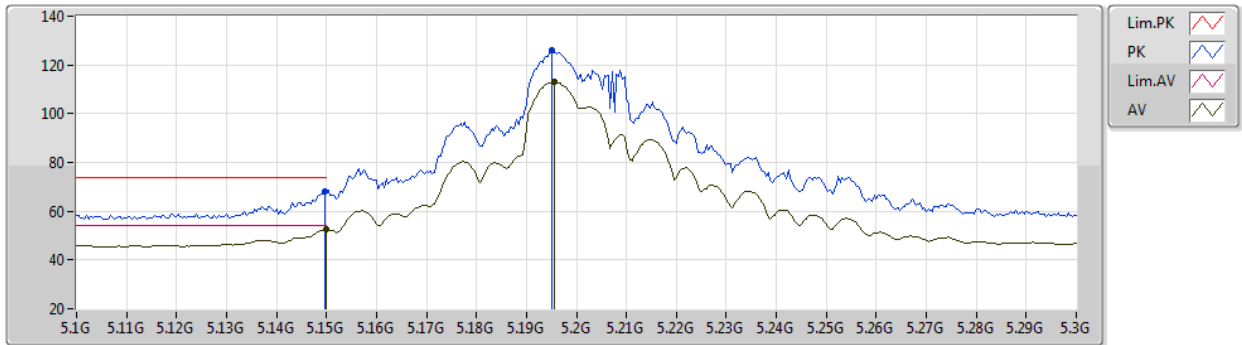
EUT Y\_4TX  
Setting 27  
02-B-K-4-10

Type	Freq (Hz)	Level (dBuV/m)	Limit (dBuV/m)	Margin (dB)	Raw (dBuV)	Dist (m)	Condition	Azimuth (°)	Height (m)	Comment	AF (dB)	CL (dB)	PA (dB)
PK	5.1488G	65.90	74.00	-8.10	59.18	3	Vertical	4	1.60	-	33.45	5.00	31.73
AV	5.1488G	50.17	54.00	-3.83	43.45	3	Vertical	4	1.60	-	33.45	5.00	31.73
PK	5.2004G	123.59	Inf	-Inf	116.68	3	Vertical	4	1.60	-	33.50	5.10	31.69
AV	5.2016G	111.29	Inf	-Inf	104.38	3	Vertical	4	1.60	-	33.50	5.10	31.69

802.11ax HEW20\_Nss1,(MCS0)\_4TX

18/12/2020

5200MHz\_TX



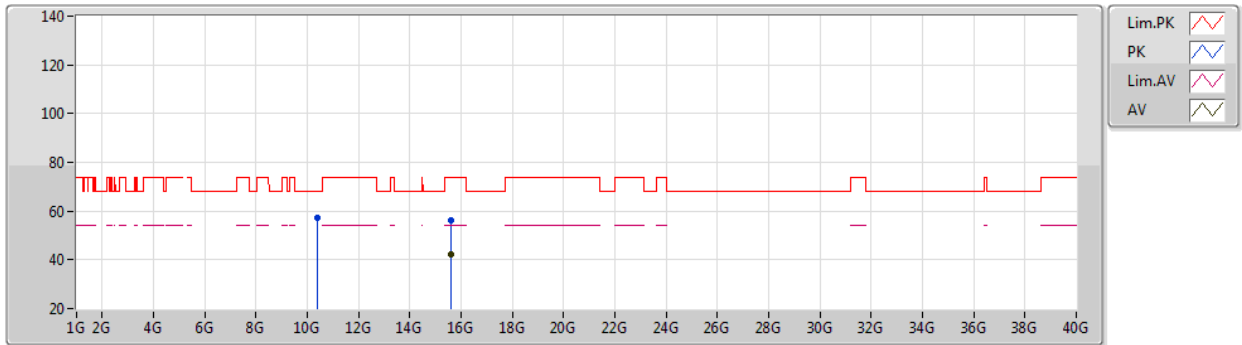
EUT Y\_4TX  
Setting 27  
02-B-K-4-10

Type	Freq (Hz)	Level (dBuV/m)	Limit (dBuV/m)	Margin (dB)	Raw (dBuV)	Dist (m)	Condition	Azimuth (°)	Height (m)	Comment	AF (dB)	CL (dB)	PA (dB)
PK	5.1496G	68.23	74.00	-5.77	61.51	3	Horizontal	50	2.07	-	33.45	5.00	31.73
AV	5.15G	52.47	54.00	-1.53	45.75	3	Horizontal	50	2.07	-	33.45	5.00	31.73
PK	5.1952G	125.81	Inf	-Inf	118.91	3	Horizontal	50	2.07	-	33.50	5.09	31.69
AV	5.1956G	112.91	Inf	-Inf	106.01	3	Horizontal	50	2.07	-	33.50	5.09	31.69

802.11ax HEW20\_Nss1,(MCS0)\_4TX

18/12/2020

5200MHz\_TX



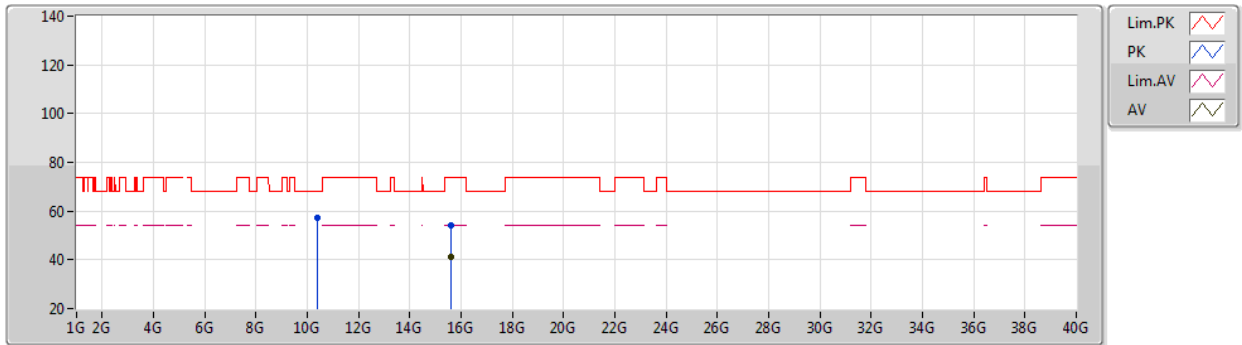
EUT Y\_4TX  
Setting 27  
02-B-K-4

Type	Freq (Hz)	Level (dBuV/m)	Limit (dBuV/m)	Margin (dB)	Raw (dBuV)	Dist (m)	Condition	Azimuth (°)	Height (m)	Comment	AF (dB)	CL (dB)	PA (dB)
PK	10.39984G	57.10	68.20	-11.10	43.59	3	Vertical	1	1.89	-	38.86	7.24	32.59
PK	15.5989G	56.41	74.00	-17.59	41.65	3	Vertical	328	1.80	-	38.56	9.06	32.86
AV	15.5986G	42.22	54.00	-11.78	27.46	3	Vertical	328	1.80	-	38.56	9.06	32.86

802.11ax HEW20\_Nss1,(MCS0)\_4TX

18/12/2020

5200MHz\_TX



EUT Y\_4TX  
Setting 27  
02-B-K-4

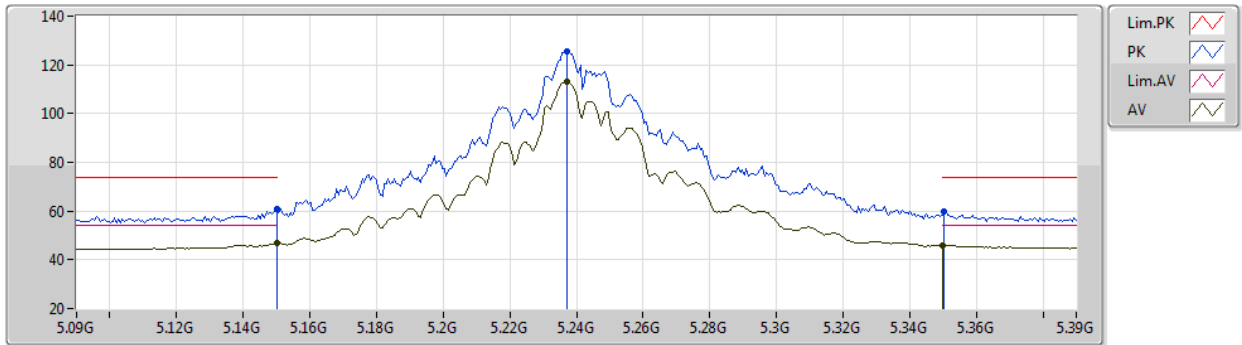
Type	Freq (Hz)	Level (dBuV/m)	Limit (dBuV/m)	Margin (dB)	Raw (dBuV)	Dist (m)	Condition	Azimuth (°)	Height (m)	Comment	AF (dB)	CL (dB)	PA (dB)
PK	10.40005G	56.99	68.20	-11.21	43.48	3	Horizontal	342	1.56	-	38.86	7.24	32.59
PK	15.5888G	54.00	74.00	-20.00	39.21	3	Horizontal	29	1.78	-	38.59	9.06	32.86
AV	15.5973G	40.96	54.00	-13.04	26.19	3	Horizontal	29	1.78	-	38.57	9.06	32.86



802.11ax HEW20\_Nss1,(MCS0)\_4TX

18/12/2020

5240MHz\_TX



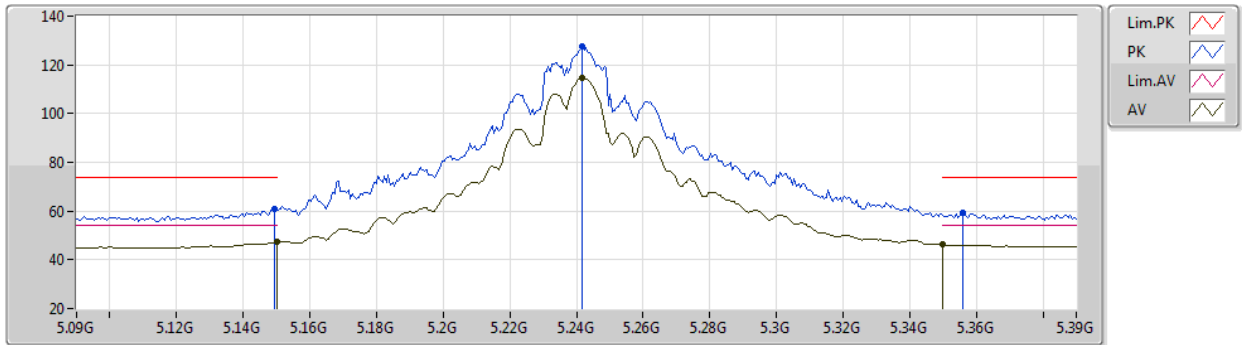
EUT Y\_4TX  
Setting 29  
02-B-K-4-10

Type	Freq (Hz)	Level (dBuV/m)	Limit (dBuV/m)	Margin (dB)	Raw (dBuV)	Dist (m)	Condition	Azimuth (°)	Height (m)	Comment	AF (dB)	CL (dB)	PA (dB)
PK	5.15G	60.74	74.00	-13.26	54.02	3	Vertical	312	2.01	-	33.45	5.00	31.73
AV	5.15G	46.70	54.00	-7.30	39.98	3	Vertical	312	2.01	-	33.45	5.00	31.73
PK	5.237G	125.48	Inf	-Inf	118.49	3	Vertical	312	2.01	-	33.57	5.08	31.66
AV	5.237G	112.89	Inf	-Inf	105.90	3	Vertical	312	2.01	-	33.57	5.08	31.66
PK	5.3504G	60.04	74.00	-13.96	52.85	3	Vertical	312	2.01	-	33.75	5.02	31.58
AV	5.35G	46.06	54.00	-7.94	38.87	3	Vertical	312	2.01	-	33.75	5.02	31.58

802.11ax HEW20\_Nss1,(MCS0)\_4TX

18/12/2020

5240MHz\_TX



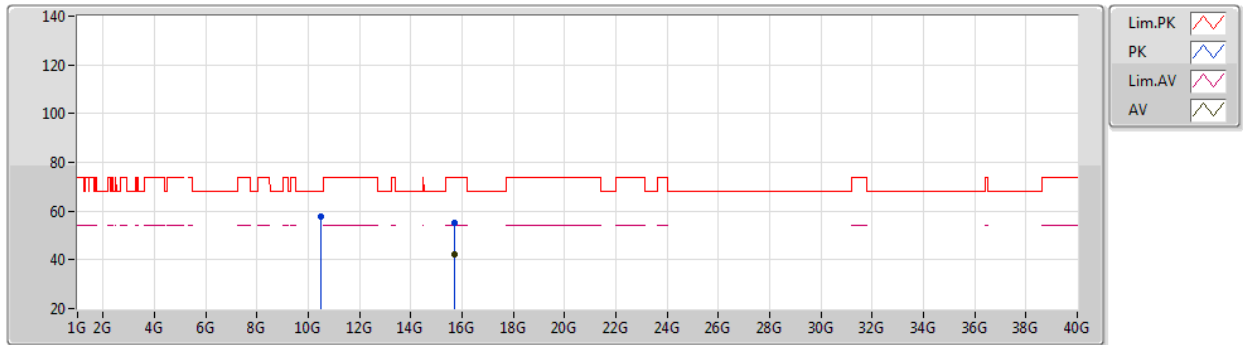
EUT Y\_4TX  
Setting 29  
02-B-K-4-10

Type	Freq (Hz)	Level (dBuV/m)	Limit (dBuV/m)	Margin (dB)	Raw (dBuV)	Dist (m)	Condition	Azimuth (°)	Height (m)	Comment	AF (dB)	CL (dB)	PA (dB)
PK	5.1494G	60.94	74.00	-13.06	54.22	3	Horizontal	55	2.41	-	33.45	5.00	31.73
AV	5.15G	47.17	54.00	-6.83	40.45	3	Horizontal	55	2.41	-	33.45	5.00	31.73
PK	5.2418G	127.53	Inf	-Inf	120.53	3	Horizontal	55	2.41	-	33.58	5.08	31.66
AV	5.2418G	114.74	Inf	-Inf	107.74	3	Horizontal	55	2.41	-	33.58	5.08	31.66
PK	5.3558G	59.19	74.00	-14.81	51.99	3	Horizontal	55	2.41	-	33.76	5.02	31.58
AV	5.35G	46.31	54.00	-7.69	39.12	3	Horizontal	55	2.41	-	33.75	5.02	31.58

802.11ax HEW20\_Nss1,(MCS0)\_4TX

18/12/2020

5240MHz\_TX



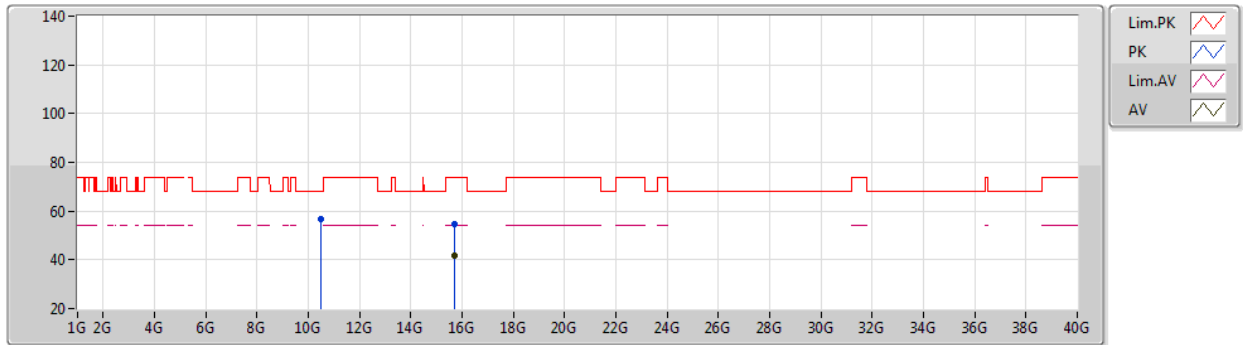
EUT Y\_4TX  
Setting 29  
02-B-K-4

Type	Freq (Hz)	Level (dBuV/m)	Limit (dBuV/m)	Margin (dB)	Raw (dBuV)	Dist (m)	Condition	Azimuth (°)	Height (m)	Comment	AF (dB)	CL (dB)	PA (dB)
PK	10.47991G	57.84	68.20	-10.36	44.37	3	Vertical	0	1.65	-	38.81	7.27	32.61
PK	15.7081G	55.28	74.00	-18.72	40.80	3	Vertical	0	1.68	-	38.25	9.10	32.87
AV	15.7265G	42.02	54.00	-11.98	27.60	3	Vertical	0	1.68	-	38.19	9.10	32.87

802.11ax HEW20\_Nss1,(MCS0)\_4TX

18/12/2020

5240MHz\_TX



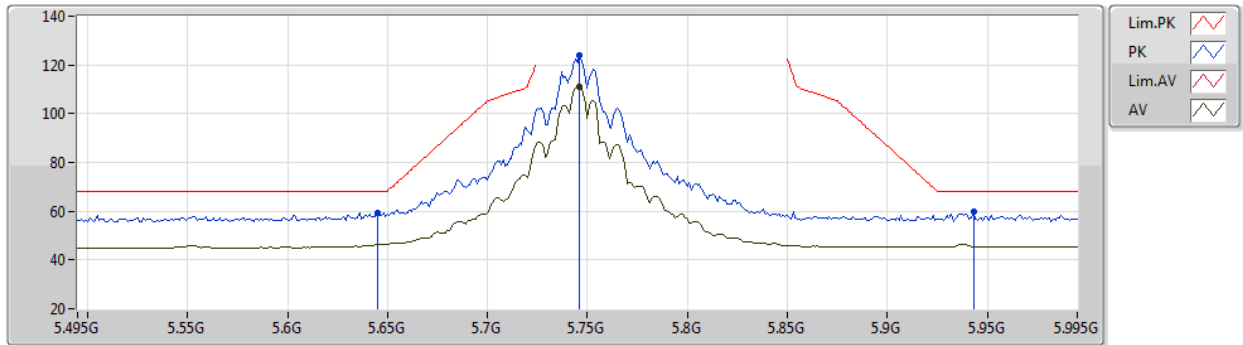
EUT Y\_4TX  
Setting 29  
02-B-K-4

Type	Freq (Hz)	Level (dBuV/m)	Limit (dBuV/m)	Margin (dB)	Raw (dBuV)	Dist (m)	Condition	Azimuth (°)	Height (m)	Comment	AF (dB)	CL (dB)	PA (dB)
PK	10.47991G	56.98	68.20	-11.22	43.51	3	Horizontal	341	1.62	-	38.81	7.27	32.61
PK	15.7272G	54.77	74.00	-19.23	40.35	3	Horizontal	317	2.06	-	38.19	9.10	32.87
AV	15.72516G	41.89	54.00	-12.11	27.46	3	Horizontal	317	2.06	-	38.20	9.10	32.87

802.11ax HEW20\_Nss1,(MCS0)\_4TX

18/12/2020

5745MHz\_TX



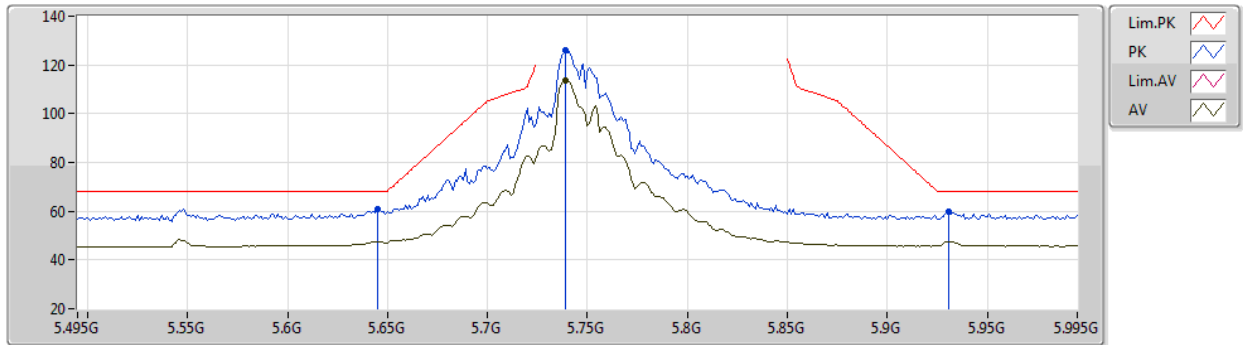
EUT Y\_4TX  
Setting 29  
02-B-K-4-10

Type	Freq (Hz)	Level (dBuV/m)	Limit (dBuV/m)	Margin (dB)	Raw (dBuV)	Dist (m)	Condition	Azimuth (°)	Height (m)	Comment	AF (dB)	CL (dB)	PA (dB)
PK	5.645G	59.56	68.20	-8.64	51.96	3	Vertical	46	1.52	-	33.90	5.16	31.46
PK	5.746G	123.90	Inf	-Inf	116.51	3	Vertical	46	1.52	-	33.80	5.05	31.46
AV	5.746G	111.28	Inf	-Inf	103.89	3	Vertical	46	1.52	-	33.80	5.05	31.46
PK	5.943G	59.96	68.20	-8.24	51.88	3	Vertical	46	1.52	-	34.10	5.43	31.45

802.11ax HEW20\_Nss1,(MCS0)\_4TX

18/12/2020

5745MHz\_TX



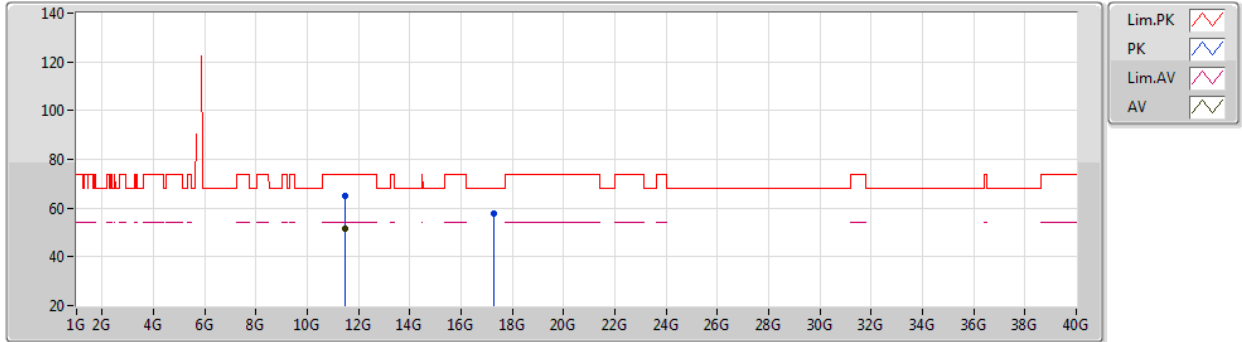
EUT Y\_4TX  
Setting 29  
02-B-K-4-10

Type	Freq (Hz)	Level (dBuV/m)	Limit (dBuV/m)	Margin (dB)	Raw (dBuV)	Dist (m)	Condition	Azimuth (°)	Height (m)	Comment	AF (dB)	CL (dB)	PA (dB)
PK	5.645G	61.10	68.20	-7.10	53.50	3	Horizontal	295	1.97	-	33.90	5.16	31.46
PK	5.739G	126.09	Inf	-Inf	118.69	3	Horizontal	295	1.97	-	33.80	5.06	31.46
AV	5.739G	113.65	Inf	-Inf	106.25	3	Horizontal	295	1.97	-	33.80	5.06	31.46
PK	5.931G	59.99	68.20	-8.21	51.95	3	Horizontal	295	1.97	-	34.10	5.39	31.45

802.11ax HEW20\_Nss1,(MCS0)\_4TX

18/12/2020

5745MHz\_TX



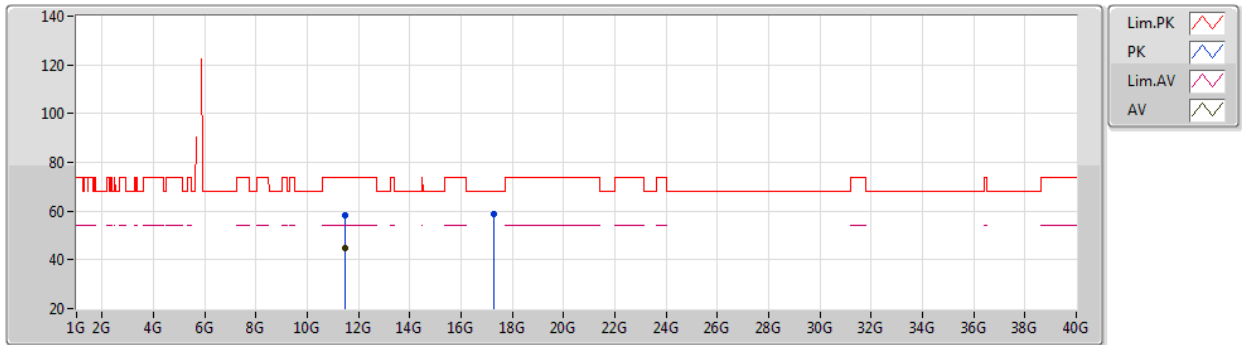
EUT Y\_4TX  
Setting 29  
02-B-K-4

Type	Freq (Hz)	Level (dBuV/m)	Limit (dBuV/m)	Margin (dB)	Raw (dBuV)	Dist (m)	Condition	Azimuth (°)	Height (m)	Comment	AF (dB)	CL (dB)	PA (dB)
PK	11.48532G	65.06	74.00	-8.94	51.40	3	Vertical	12	1.97	-	38.97	7.62	32.93
AV	11.48508G	51.40	54.00	-2.60	37.73	3	Vertical	12	1.97	-	38.97	7.62	32.92
PK	17.2772G	58.00	68.20	-10.20	39.09	3	Vertical	328	1.00	-	42.51	9.33	32.93

802.11ax HEW20\_Nss1,(MCS0)\_4TX

18/12/2020

5745MHz\_TX



EUT Y\_4TX  
Setting 29  
02-B-K-4

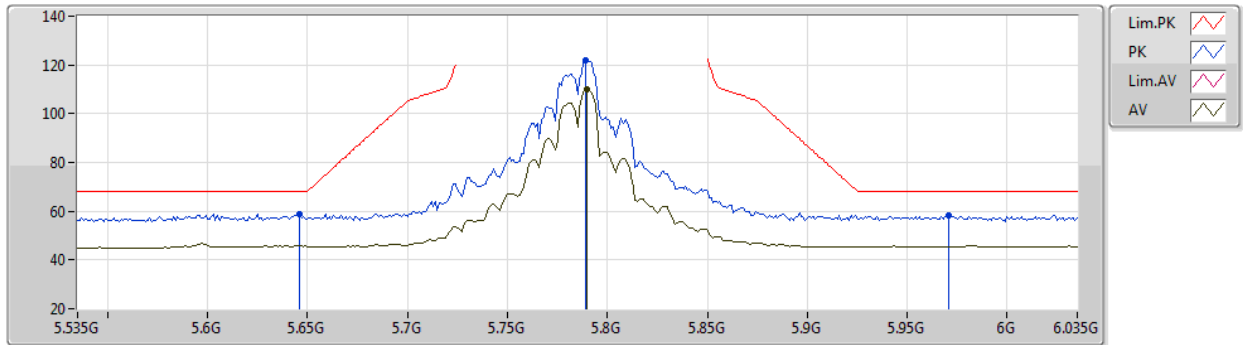
Type	Freq (Hz)	Level (dBuV/m)	Limit (dBuV/m)	Margin (dB)	Raw (dBuV)	Dist (m)	Condition	Azimuth (°)	Height (m)	Comment	AF (dB)	CL (dB)	PA (dB)
PK	11.49384G	58.27	74.00	-15.73	44.59	3	Horizontal	48	1.67	-	38.99	7.62	32.93
AV	11.49396G	44.57	54.00	-9.43	30.89	3	Horizontal	48	1.67	-	38.99	7.62	32.93
PK	17.2836G	58.74	68.20	-9.46	39.81	3	Horizontal	42	1.03	-	42.53	9.33	32.93



802.11ax HEW20\_Nss1,(MCS0)\_4TX

18/12/2020

5785MHz\_TX



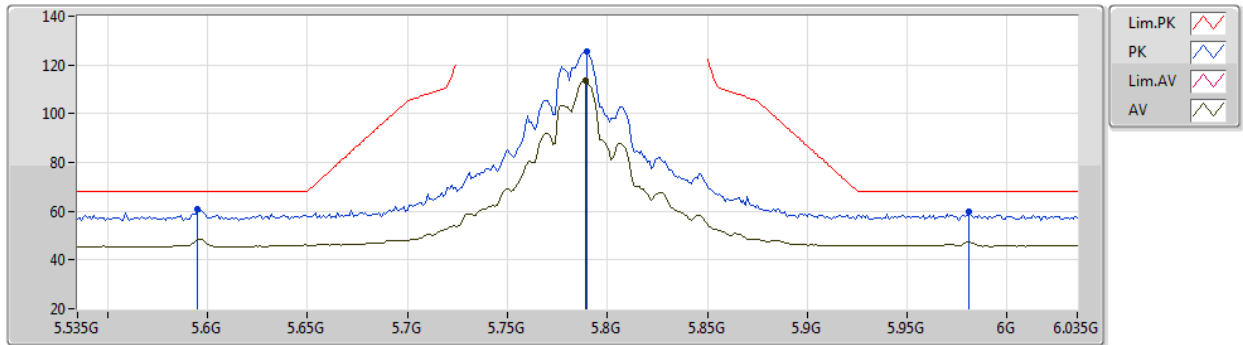
EUT Y\_4TX  
Setting 29  
02-B-K-4-10

Type	Freq (Hz)	Level (dBuV/m)	Limit (dBuV/m)	Margin (dB)	Raw (dBuV)	Dist (m)	Condition	Azimuth (°)	Height (m)	Comment	AF (dB)	CL (dB)	PA (dB)
PK	5.646G	58.89	68.20	-9.31	51.30	3	Vertical	50	2.59	-	33.90	5.15	31.46
PK	5.789G	121.98	Inf	-Inf	114.63	3	Vertical	50	2.59	-	33.80	5.01	31.46
AV	5.79G	109.89	Inf	-Inf	102.54	3	Vertical	50	2.59	-	33.80	5.01	31.46
PK	5.971G	58.22	68.20	-9.98	50.02	3	Vertical	50	2.59	-	34.14	5.51	31.45

802.11ax HEW20\_Nss1,(MCS0)\_4TX

18/12/2020

5785MHz\_TX



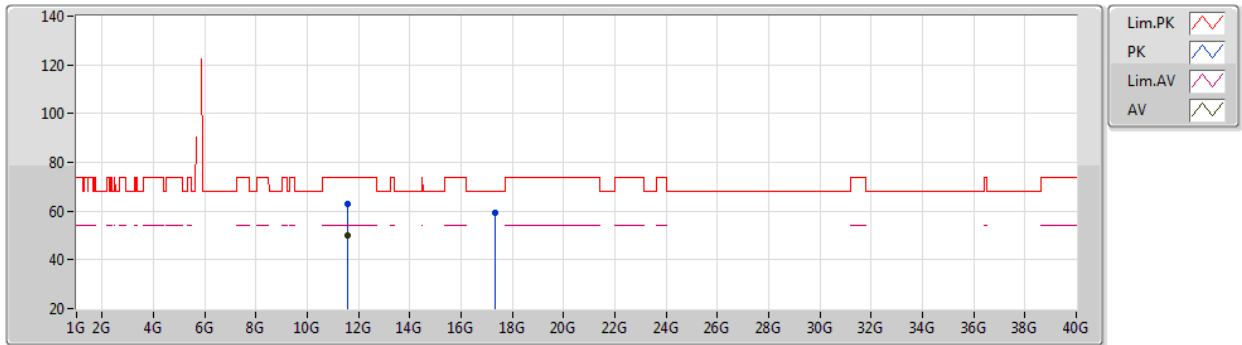
EUT Y\_4TX  
Setting 29  
02-B-K-4-10

Type	Freq (Hz)	Level (dBuV/m)	Limit (dBuV/m)	Margin (dB)	Raw (dBuV)	Dist (m)	Condition	Azimuth (°)	Height (m)	Comment	AF (dB)	CL (dB)	PA (dB)
PK	5.595G	60.80	68.20	-7.40	53.17	3	Horizontal	290	1.92	-	33.90	5.20	31.47
PK	5.79G	125.37	Inf	-Inf	118.02	3	Horizontal	290	1.92	-	33.80	5.01	31.46
AV	5.789G	113.71	Inf	-Inf	106.36	3	Horizontal	290	1.92	-	33.80	5.01	31.46
PK	5.981G	59.74	68.20	-8.46	51.49	3	Horizontal	290	1.92	-	34.16	5.54	31.45

802.11ax HEW20\_Nss1,(MCS0)\_4TX

18/12/2020

5785MHz\_TX



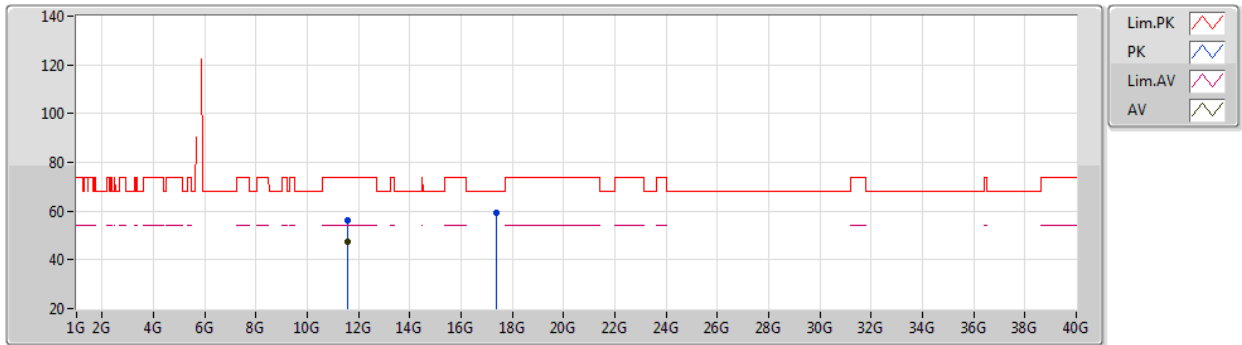
EUT Y\_4TX  
Setting 29  
02-B-K-4

Type	Freq (Hz)	Level (dBuV/m)	Limit (dBuV/m)	Margin (dB)	Raw (dBuV)	Dist (m)	Condition	Azimuth (°)	Height (m)	Comment	AF (dB)	CL (dB)	PA (dB)
PK	11.5664G	63.04	74.00	-10.96	49.12	3	Vertical	14	1.79	-	39.20	7.65	32.93
AV	11.56616G	49.96	54.00	-4.04	36.04	3	Vertical	14	1.79	-	39.20	7.65	32.93
PK	17.33796G	59.33	68.20	-8.87	40.02	3	Vertical	335	1.80	-	42.90	9.33	32.92

802.11ax HEW20\_Nss1,(MCS0)\_4TX

18/12/2020

5785MHz\_TX



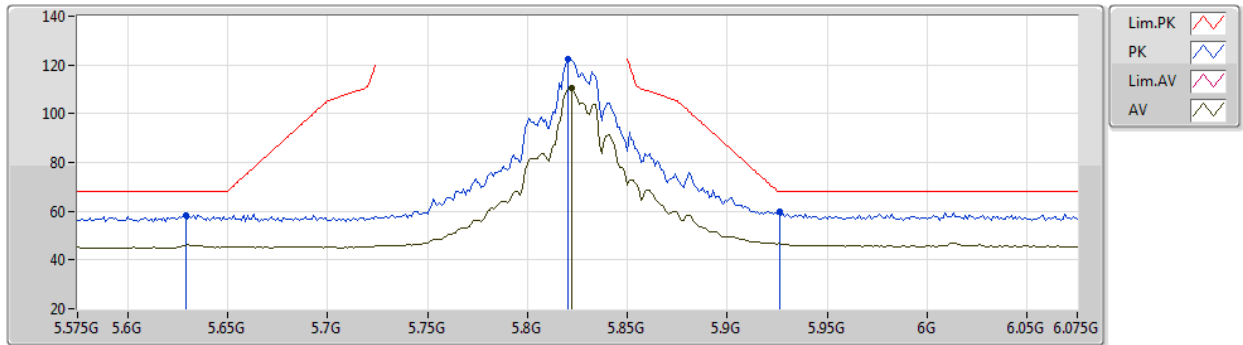
EUT Y\_4TX  
Setting 29  
02-B-K-4

Type	Freq (Hz)	Level (dBuV/m)	Limit (dBuV/m)	Margin (dB)	Raw (dBuV)	Dist (m)	Condition	Azimuth (°)	Height (m)	Comment	AF (dB)	CL (dB)	PA (dB)
PK	11.56985G	56.29	74.00	-17.71	42.36	3	Horizontal	30	1.61	-	39.21	7.65	32.93
AV	11.56993G	47.46	54.00	-6.54	33.53	3	Horizontal	30	1.61	-	39.21	7.65	32.93
PK	17.3616G	59.52	68.20	-8.68	40.01	3	Horizontal	36	1.56	-	43.09	9.34	32.92

802.11ax HEW20\_Nss1,(MCS0)\_4TX

18/12/2020

5825MHz\_TX



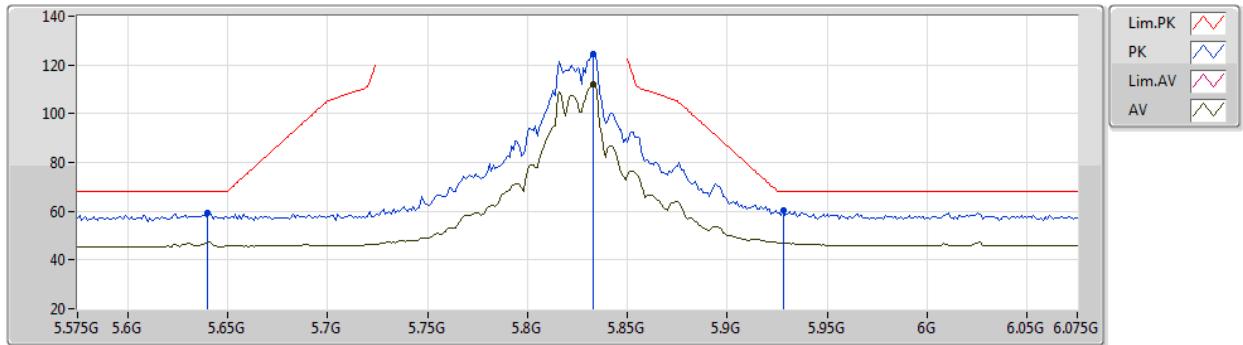
EUT Y\_4TX  
Setting 29  
02-B-K-4-10

Type	Freq (Hz)	Level (dBuV/m)	Limit (dBuV/m)	Margin (dB)	Raw (dBuV)	Dist (m)	Condition	Azimuth (°)	Height (m)	Comment	AF (dB)	CL (dB)	PA (dB)
PK	5.629G	58.22	68.20	-9.98	50.61	3	Vertical	316	1.66	-	33.90	5.17	31.46
PK	5.82G	122.67	Inf	-Inf	115.23	3	Vertical	316	1.66	-	33.84	5.06	31.46
AV	5.822G	110.77	Inf	-Inf	103.32	3	Vertical	316	1.66	-	33.84	5.07	31.46
PK	5.926G	59.57	68.20	-8.63	51.54	3	Vertical	316	1.66	-	34.10	5.38	31.45

802.11ax HEW20\_Nss1,(MCS0)\_4TX

18/12/2020

5825MHz\_TX



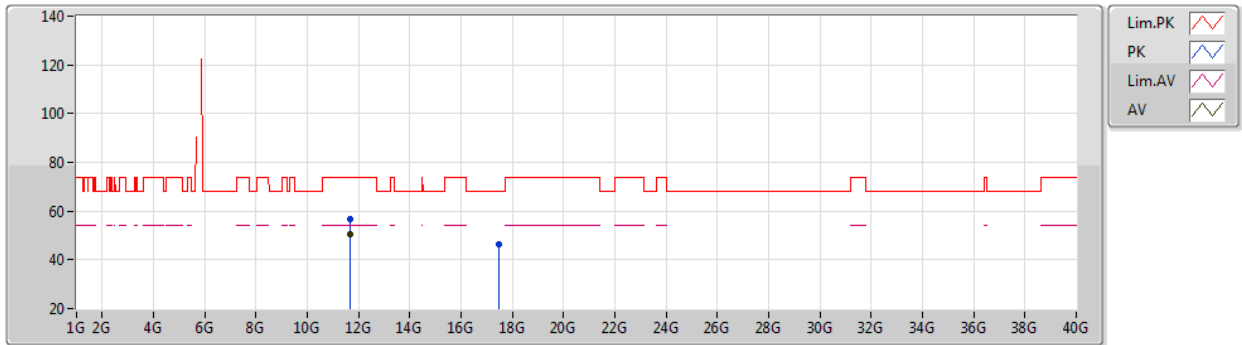
EUT Y\_4TX  
Setting 29  
02-B-K-4-10

Type	Freq (Hz)	Level (dBuV/m)	Limit (dBuV/m)	Margin (dB)	Raw (dBuV)	Dist (m)	Condition	Azimuth (°)	Height (m)	Comment	AF (dB)	CL (dB)	PA (dB)
PK	5.64G	59.29	68.20	-8.91	51.69	3	Horizontal	284	1.84	-	33.90	5.16	31.46
PK	5.833G	124.37	Inf	-Inf	116.86	3	Horizontal	284	1.84	-	33.87	5.10	31.46
AV	5.833G	111.90	Inf	-Inf	104.39	3	Horizontal	284	1.84	-	33.87	5.10	31.46
PK	5.928G	60.54	68.20	-7.66	52.51	3	Horizontal	284	1.84	-	34.10	5.38	31.45

802.11ax HEW20\_Nss1,(MCS0)\_4TX

18/12/2020

5825MHz\_TX



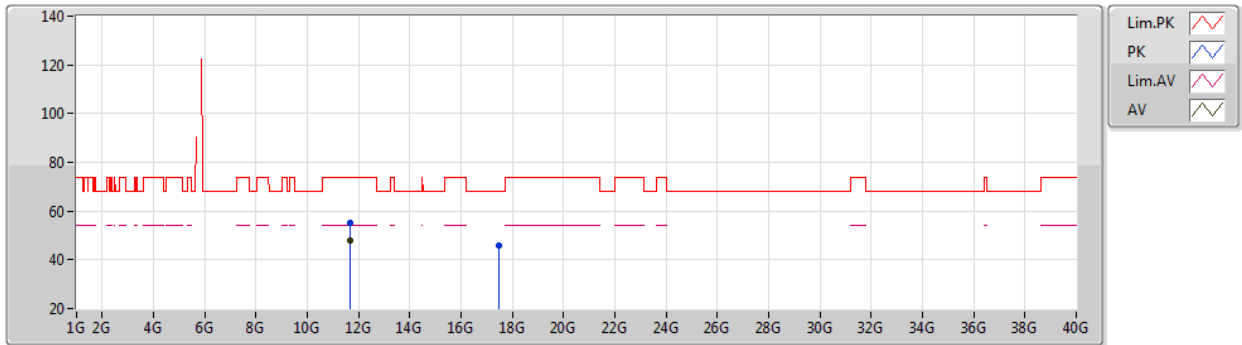
EUT Y\_4TX  
Setting 29  
02-B-K-4

Type	Freq (Hz)	Level (dBuV/m)	Limit (dBuV/m)	Margin (dB)	Raw (dBuV)	Dist (m)	Condition	Azimuth (°)	Height (m)	Comment	AF (dB)	CL (dB)	PA (dB)
PK	11.64988G	56.50	74.00	-17.50	42.35	3	Vertical	321	2.32	-	39.40	7.68	32.93
AV	11.64988G	50.31	54.00	-3.69	36.16	3	Vertical	321	2.32	-	39.40	7.68	32.93
PK	17.45616G	46.37	68.20	-21.83	26.14	3	Vertical	164	1.80	-	43.79	9.35	32.91

802.11ax HEW20\_Nss1,(MCS0)\_4TX

18/12/2020

5825MHz\_TX



EUT Y\_4TX  
Setting 29  
02-B-K-4

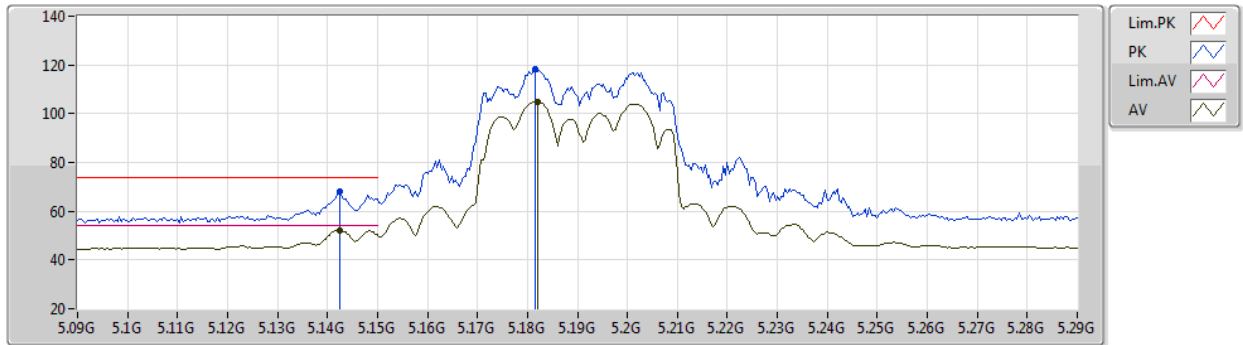
Type	Freq (Hz)	Level (dBuV/m)	Limit (dBuV/m)	Margin (dB)	Raw (dBuV)	Dist (m)	Condition	Azimuth (°)	Height (m)	Comment	AF (dB)	CL (dB)	PA (dB)
PK	11.65012G	55.18	74.00	-18.82	41.03	3	Horizontal	127	1.64	-	39.40	7.68	32.93
AV	11.64988G	47.76	54.00	-6.24	33.61	3	Horizontal	127	1.64	-	39.40	7.68	32.93
PK	17.45844G	45.91	68.20	-22.29	25.65	3	Horizontal	201	1.80	-	43.81	9.35	32.90



802.11ax HEW40\_Nss1,(MCS0)\_4TX

19/12/2020

5190MHz\_TX



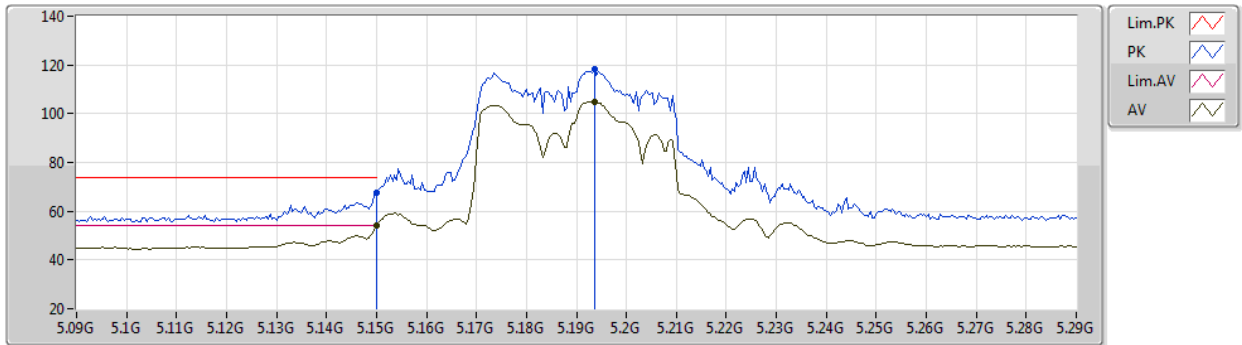
EUT Y\_4TX  
Setting 21.5  
02-B-K-4-10

Type	Freq (Hz)	Level (dBuV/m)	Limit (dBuV/m)	Margin (dB)	Raw (dBuV)	Dist (m)	Condition	Azimuth (°)	Height (m)	Comment	AF (dB)	CL (dB)	PA (dB)
PK	5.1424G	67.96	74.00	-6.04	61.23	3	Vertical	316	1.91	-	33.48	4.98	31.73
AV	5.1424G	52.07	54.00	-1.93	45.34	3	Vertical	316	1.91	-	33.48	4.98	31.73
PK	5.1816G	118.13	Inf	-Inf	111.28	3	Vertical	316	1.91	-	33.50	5.06	31.71
AV	5.182G	104.89	Inf	-Inf	98.04	3	Vertical	316	1.91	-	33.50	5.06	31.71

802.11ax HEW40\_Nss1,(MCS0)\_4TX

19/12/2020

5190MHz\_TX



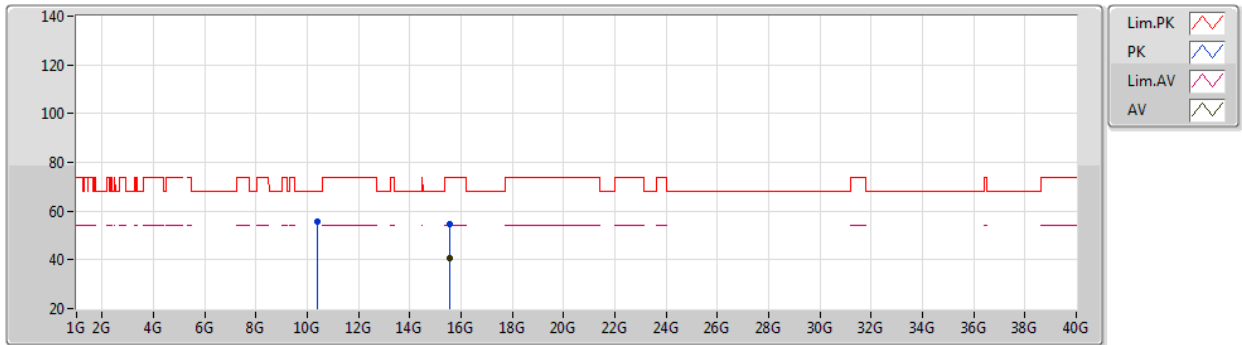
EUT Y\_4TX  
Setting 21.5  
02-B-K-4-10

Type	Freq (Hz)	Level (dBuV/m)	Limit (dBuV/m)	Margin (dB)	Raw (dBuV)	Dist (m)	Condition	Azimuth (°)	Height (m)	Comment	AF (dB)	CL (dB)	PA (dB)
PK	5.15G	67.56	74.00	-6.44	60.79	3	Horizontal	57	1.80	-	33.50	5.00	31.73
AV	5.15G	53.98	54.00	-0.02	47.21	3	Horizontal	57	1.80	-	33.50	5.00	31.73
PK	5.1936G	118.03	Inf	-Inf	111.14	3	Horizontal	57	1.80	-	33.50	5.09	31.70
AV	5.1936G	105.07	Inf	-Inf	98.18	3	Horizontal	57	1.80	-	33.50	5.09	31.70

802.11ax HEW40\_Nss1,(MCS0)\_4TX

19/12/2020

5190MHz\_TX



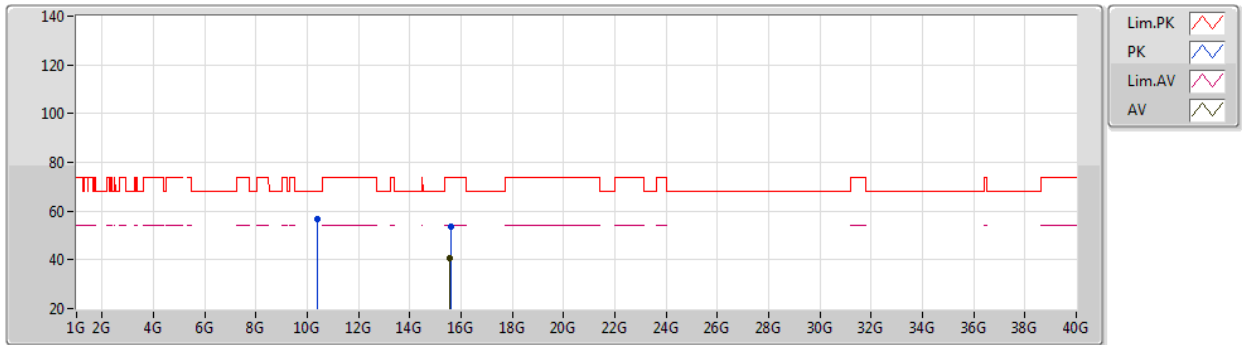
EUT Y\_4TX  
Setting 21.5  
02-B-K-4

Type	Freq (Hz)	Level (dBuV/m)	Limit (dBuV/m)	Margin (dB)	Raw (dBuV)	Dist (m)	Condition	Azimuth (°)	Height (m)	Comment	AF (dB)	CL (dB)	PA (dB)
PK	10.37993G	55.57	68.20	-12.63	42.35	3	Vertical	3	1.95	-	38.52	7.23	32.53
PK	15.57744G	54.52	74.00	-19.48	40.83	3	Vertical	325	1.47	-	37.49	9.05	32.85
AV	15.558G	40.47	54.00	-13.53	26.69	3	Vertical	325	1.47	-	37.57	9.05	32.84

802.11ax HEW40\_Nss1,(MCS0)\_4TX

19/12/2020

5190MHz\_TX



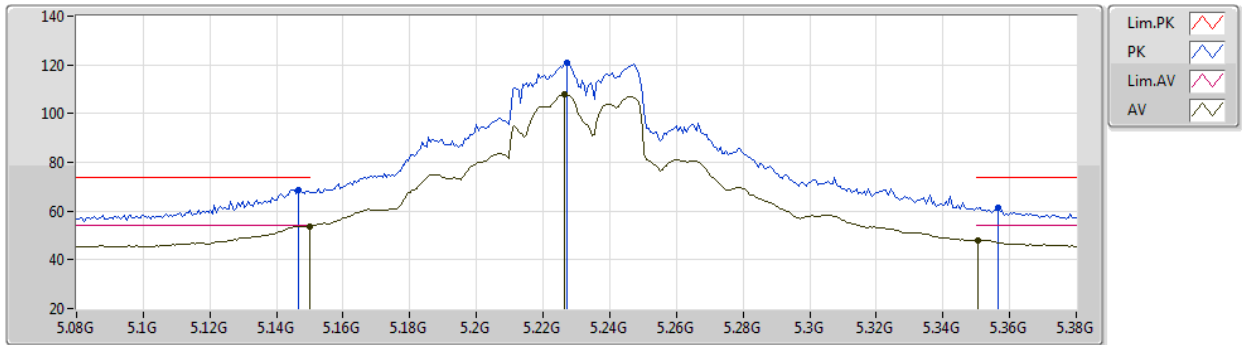
EUT Y\_4TX  
Setting 21.5  
02-B-K-4

Type	Freq (Hz)	Level (dBuV/m)	Limit (dBuV/m)	Margin (dB)	Raw (dBuV)	Dist (m)	Condition	Azimuth (°)	Height (m)	Comment	AF (dB)	CL (dB)	PA (dB)
PK	10.37985G	56.88	68.20	-11.32	43.66	3	Horizontal	304	1.75	-	38.52	7.23	32.53
PK	15.58908G	53.84	74.00	-20.16	40.19	3	Horizontal	230	2.61	-	37.44	9.06	32.85
AV	15.56244G	40.44	54.00	-13.56	26.68	3	Horizontal	230	2.61	-	37.55	9.05	32.84

802.11ax HEW40\_Nss1,(MCS0)\_4TX

19/12/2020

5230MHz\_TX



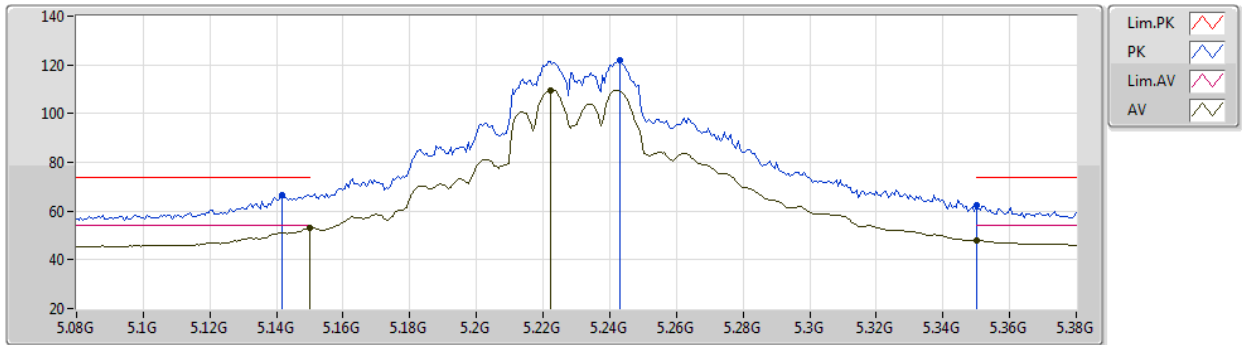
EUT Y\_4TX  
Setting 24.5  
02-B-K-4-10

Type	Freq (Hz)	Level (dBuV/m)	Limit (dBuV/m)	Margin (dB)	Raw (dBuV)	Dist (m)	Condition	Azimuth (°)	Height (m)	Comment	AF (dB)	CL (dB)	PA (dB)
PK	5.1466G	68.59	74.00	-5.41	61.84	3	Vertical	325	1.89	-	33.49	4.99	31.73
AV	5.15G	53.86	54.00	-0.14	47.09	3	Vertical	325	1.89	-	33.50	5.00	31.73
PK	5.227G	120.62	Inf	-Inf	113.65	3	Vertical	325	1.89	-	33.55	5.09	31.67
AV	5.2264G	108.14	Inf	-Inf	101.17	3	Vertical	325	1.89	-	33.55	5.09	31.67
PK	5.3566G	61.51	74.00	-12.49	54.27	3	Vertical	325	1.89	-	33.80	5.02	31.58
AV	5.3506G	48.08	54.00	-5.92	40.84	3	Vertical	325	1.89	-	33.80	5.02	31.58

802.11ax HEW40\_Nss1,(MCS0)\_4TX

19/12/2020

5230MHz\_TX



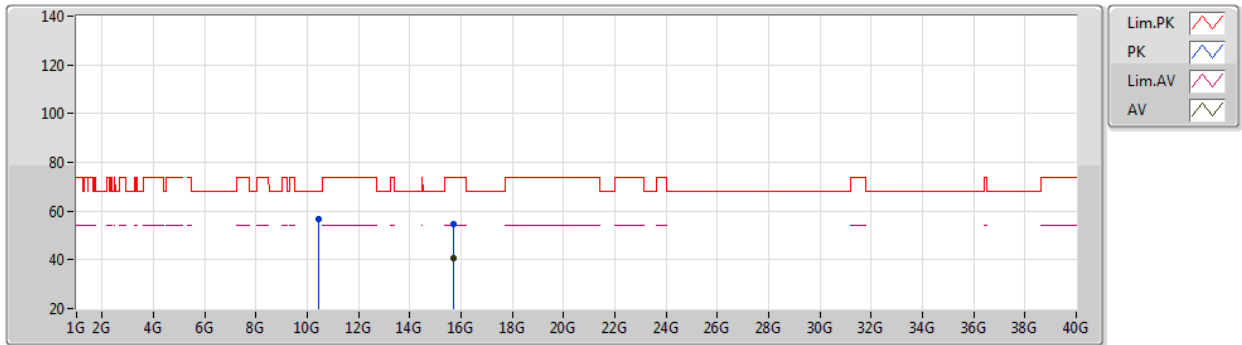
EUT Y\_4TX  
Setting 24.5  
02-B-K-4-10

Type	Freq (Hz)	Level (dBuV/m)	Limit (dBuV/m)	Margin (dB)	Raw (dBuV)	Dist (m)	Condition	Azimuth (°)	Height (m)	Comment	AF (dB)	CL (dB)	PA (dB)
PK	5.1418G	66.50	74.00	-7.50	59.78	3	Horizontal	55	2.42	-	33.48	4.98	31.74
AV	5.15G	52.88	54.00	-1.12	46.11	3	Horizontal	55	2.42	-	33.50	5.00	31.73
PK	5.2432G	121.73	Inf	-Inf	114.72	3	Horizontal	55	2.42	-	33.59	5.08	31.66
AV	5.2222G	109.55	Inf	-Inf	102.60	3	Horizontal	55	2.42	-	33.54	5.09	31.68
PK	5.35G	62.32	74.00	-11.68	55.07	3	Horizontal	55	2.42	-	33.80	5.03	31.58
AV	5.35G	47.81	54.00	-6.19	40.56	3	Horizontal	55	2.42	-	33.80	5.03	31.58

802.11ax HEW40\_Nss1,(MCS0)\_4TX

19/12/2020

5230MHz\_TX



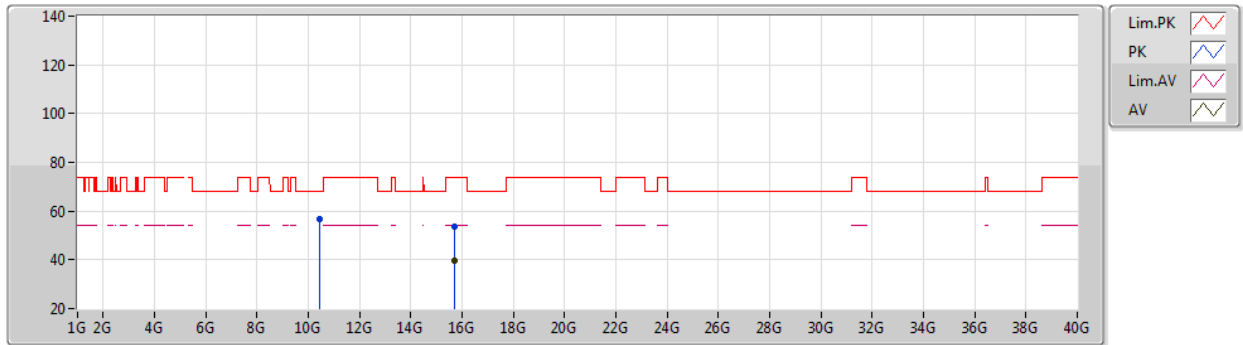
EUT Y\_4TX  
Setting 24.5  
02-B-K-4

Type	Freq (Hz)	Level (dBuV/m)	Limit (dBuV/m)	Margin (dB)	Raw (dBuV)	Dist (m)	Condition	Azimuth (°)	Height (m)	Comment	AF (dB)	CL (dB)	PA (dB)
PK	10.45996G	56.60	68.20	-11.60	43.38	3	Vertical	4	2.11	-	38.50	7.26	32.54
PK	15.68532G	54.80	74.00	-19.20	41.07	3	Vertical	198	2.57	-	37.49	9.09	32.85
AV	15.6858G	40.54	54.00	-13.46	26.81	3	Vertical	198	2.57	-	37.49	9.09	32.85

802.11ax HEW40\_Nss1,(MCS0)\_4TX

19/12/2020

5230MHz\_TX



EUT Y\_4TX  
Setting 24.5  
02-B-K-4

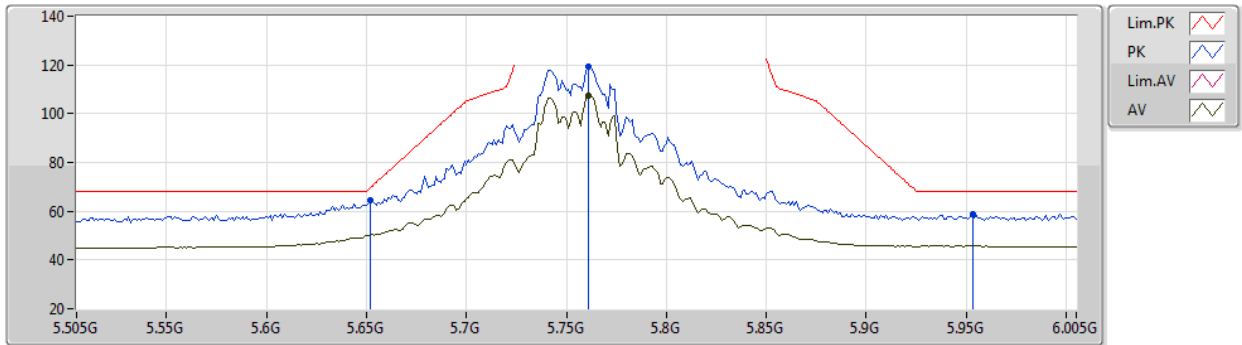
Type	Freq (Hz)	Level (dBuV/m)	Limit (dBuV/m)	Margin (dB)	Raw (dBuV)	Dist (m)	Condition	Azimuth (°)	Height (m)	Comment	AF (dB)	CL (dB)	PA (dB)
PK	10.45992G	56.47	68.20	-11.73	43.25	3	Horizontal	341	1.52	-	38.50	7.26	32.54
PK	15.68801G	53.46	74.00	-20.54	39.74	3	Horizontal	359	1.82	-	37.49	9.09	32.86
AV	15.68773G	39.83	54.00	-14.17	26.11	3	Horizontal	359	1.82	-	37.49	9.09	32.86



802.11ax HEW40\_Nss1,(MCS0)\_4TX

19/12/2020

5755MHz\_TX



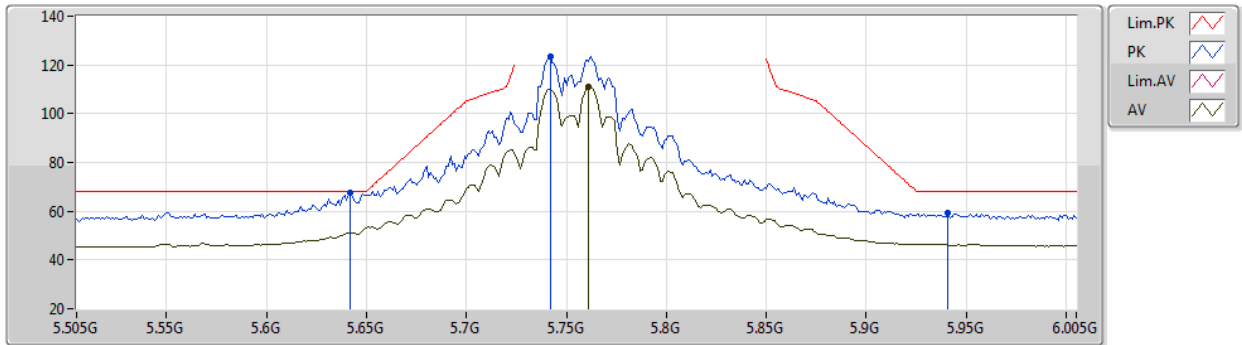
EUT Y\_4TX  
Setting 25  
02-B-K-4-10

Type	Freq (Hz)	Level (dBuV/m)	Limit (dBuV/m)	Margin (dB)	Raw (dBuV)	Dist (m)	Condition	Azimuth (°)	Height (m)	Comment	AF (dB)	CL (dB)	PA (dB)
PK	5.652G	64.49	69.68	-5.19	56.90	3	Vertical	41	1.76	-	33.90	5.15	31.46
PK	5.761G	119.10	Inf	-Inf	111.72	3	Vertical	41	1.76	-	33.80	5.04	31.46
AV	5.761G	107.53	Inf	-Inf	100.15	3	Vertical	41	1.76	-	33.80	5.04	31.46
PK	5.953G	58.72	68.20	-9.48	50.60	3	Vertical	41	1.76	-	34.11	5.46	31.45

802.11ax HEW40\_Nss1,(MCS0)\_4TX

19/12/2020

5755MHz\_TX



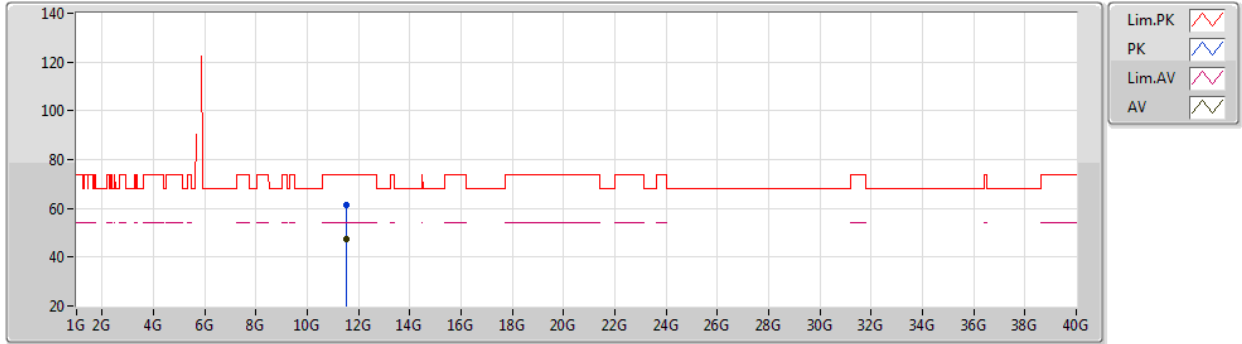
EUT Y\_4TX  
Setting 25  
02-B-K-4-10

Type	Freq (Hz)	Level (dBuV/m)	Limit (dBuV/m)	Margin (dB)	Raw (dBuV)	Dist (m)	Condition	Azimuth (°)	Height (m)	Comment	AF (dB)	CL (dB)	PA (dB)
PK	5.642G	67.79	68.20	-0.41	60.19	3	Horizontal	291	1.69	-	33.90	5.16	31.46
PK	5.742G	123.43	Inf	-Inf	116.03	3	Horizontal	291	1.69	-	33.80	5.06	31.46
AV	5.761G	110.81	Inf	-Inf	103.43	3	Horizontal	291	1.69	-	33.80	5.04	31.46
PK	5.941G	59.13	68.20	-9.07	51.06	3	Horizontal	291	1.69	-	34.10	5.42	31.45

802.11ax HEW40\_Nss1,(MCS0)\_4TX

19/12/2020

5755MHz\_TX



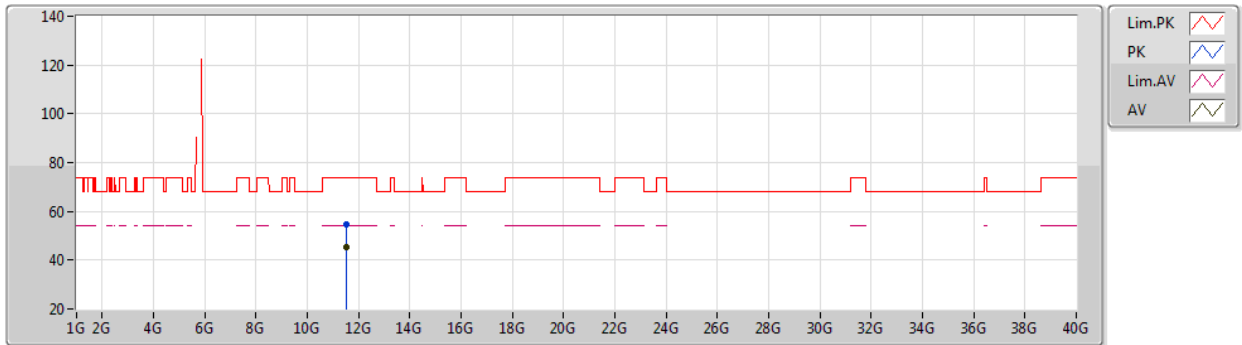
EUT Y\_4TX  
Setting 25  
02-B-K-4

Type	Freq (Hz)	Level (dBuV/m)	Limit (dBuV/m)	Margin (dB)	Raw (dBuV)	Dist (m)	Condition	Azimuth (°)	Height (m)	Comment	AF (dB)	CL (dB)	PA (dB)
PK	11.50304G	61.50	74.00	-12.50	47.79	3	Vertical	16	1.87	-	39.01	7.63	32.93
AV	11.50436G	47.55	54.00	-6.45	33.84	3	Vertical	16	1.87	-	39.01	7.63	32.93

802.11ax HEW40\_Nss1,(MCS0)\_4TX

19/12/2020

5755MHz\_TX



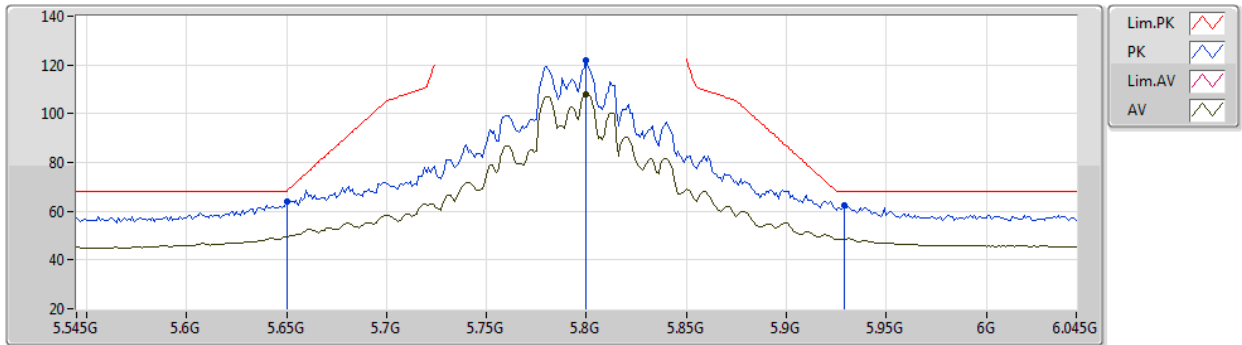
EUT Y\_4TX  
Setting 25  
02-B-K-4

Type	Freq (Hz)	Level (dBuV/m)	Limit (dBuV/m)	Margin (dB)	Raw (dBuV)	Dist (m)	Condition	Azimuth (°)	Height (m)	Comment	AF (dB)	CL (dB)	PA (dB)
PK	11.51G	54.88	74.00	-19.12	41.15	3	Horizontal	29	1.57	-	39.03	7.63	32.93
AV	11.50988G	45.58	54.00	-8.42	31.85	3	Horizontal	29	1.57	-	39.03	7.63	32.93

802.11ax HEW40\_Nss1,(MCS0)\_4TX

19/12/2020

5795MHz\_TX



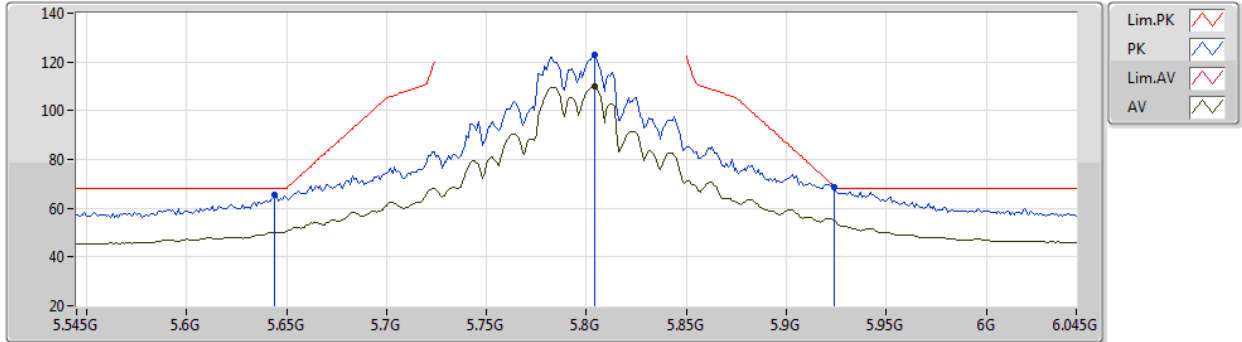
EUT Y\_4TX  
Setting 26.5  
02-B-C-5-10

Type	Freq (Hz)	Level (dBuV/m)	Limit (dBuV/m)	Margin (dB)	Raw (dBuV)	Dist (m)	Condition	Azimuth (°)	Height (m)	Comment	AF (dB)	CL (dB)	PA (dB)
PK	5.65G	63.96	68.20	-4.24	56.37	3	Vertical	51	1.65	-	33.90	5.15	31.46
PK	5.8G	121.76	Inf	-Inf	114.42	3	Vertical	51	1.65	-	33.80	5.00	31.46
AV	5.8G	108.01	Inf	-Inf	100.67	3	Vertical	51	1.65	-	33.80	5.00	31.46
PK	5.929G	62.21	68.20	-5.99	54.17	3	Vertical	51	1.65	-	34.10	5.39	31.45

802.11ax HEW40\_Nss1,(MCS0)\_4TX

19/12/2020

5795MHz\_TX



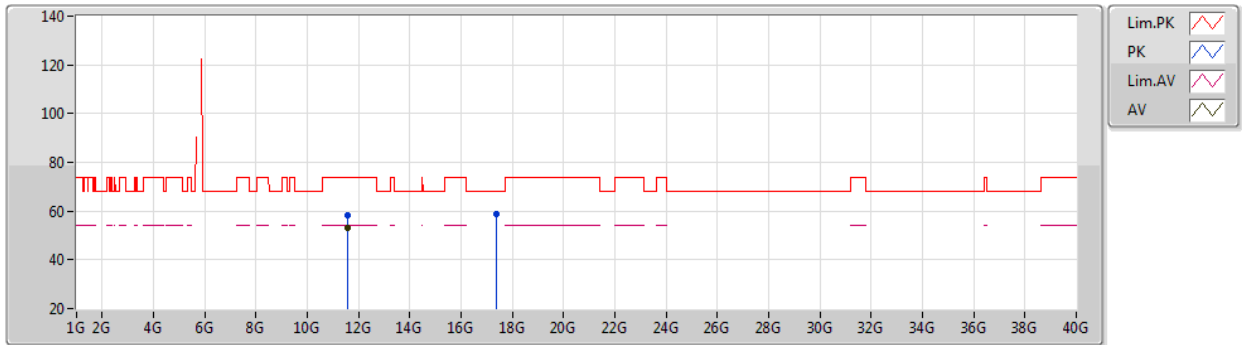
EUT Y\_4TX  
Setting 26.5  
02-B-C-5-10

Type	Freq (Hz)	Level (dBuV/m)	Limit (dBuV/m)	Margin (dB)	Raw (dBuV)	Dist (m)	Condition	Azimuth (°)	Height (m)	Comment	AF (dB)	CL (dB)	PA (dB)
PK	5.644G	65.45	68.20	-2.75	57.85	3	Horizontal	286	1.80	-	33.90	5.16	31.46
PK	5.804G	123.03	Inf	-Inf	115.67	3	Horizontal	286	1.80	-	33.81	5.01	31.46
AV	5.804G	109.99	Inf	-Inf	102.63	3	Horizontal	286	1.80	-	33.81	5.01	31.46
PK	5.924G	68.77	68.94	-0.17	60.75	3	Horizontal	286	1.80	-	34.10	5.37	31.45

802.11ax HEW40\_Nss1,(MCS0)\_4TX

19/12/2020

5795MHz\_TX



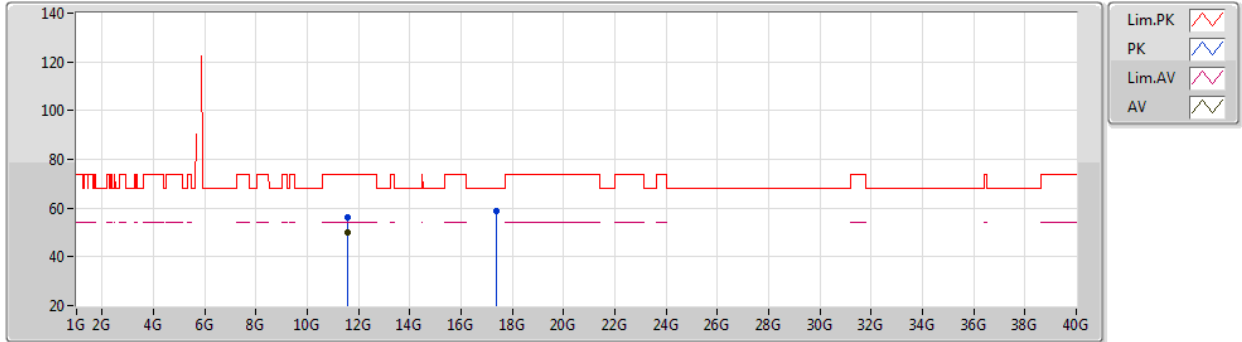
EUT Y\_4TX  
Setting 26.5  
02-B-C-5

Type	Freq (Hz)	Level (dBuV/m)	Limit (dBuV/m)	Margin (dB)	Raw (dBuV)	Dist (m)	Condition	Azimuth (°)	Height (m)	Comment	AF (dB)	CL (dB)	PA (dB)
PK	11.58995G	58.50	74.00	-15.50	44.50	3	Vertical	339	2.02	-	39.27	7.66	32.93
AV	11.58991G	53.08	54.00	-0.92	39.08	3	Vertical	339	2.02	-	39.27	7.66	32.93
PK	17.39352G	59.01	68.20	-9.19	39.23	3	Vertical	13	1.27	-	43.35	9.34	32.91

802.11ax HEW40\_Nss1,(MCS0)\_4TX

19/12/2020

5795MHz\_TX



EUT Y\_4TX  
Setting 26.5  
02-B-C-5

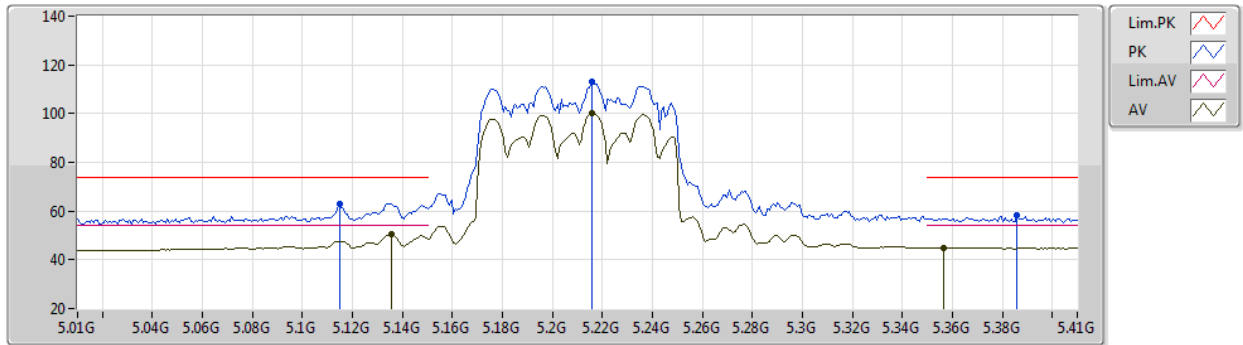
Type	Freq (Hz)	Level (dBuV/m)	Limit (dBuV/m)	Margin (dB)	Raw (dBuV)	Dist (m)	Condition	Azimuth (°)	Height (m)	Comment	AF (dB)	CL (dB)	PA (dB)
PK	11.58978G	56.36	74.00	-17.64	42.36	3	Horizontal	329	1.96	-	39.27	7.66	32.93
AV	11.58991G	50.08	54.00	-3.92	36.08	3	Horizontal	329	1.96	-	39.27	7.66	32.93
PK	17.38472G	59.03	68.20	-9.17	39.32	3	Horizontal	225	2.39	-	43.28	9.34	32.91



802.11ax HEW80\_Nss1,(MCS0)\_4TX

19/12/2020

5210MHz\_TX



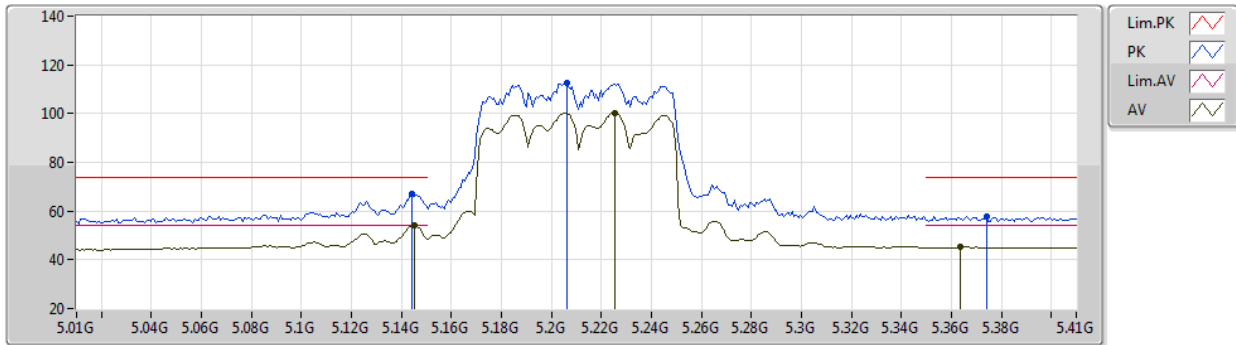
EUT Y\_4TX  
Setting 20  
02-B-K-4-10

Type	Freq (Hz)	Level (dBuV/m)	Limit (dBuV/m)	Margin (dB)	Raw (dBuV)	Dist (m)	Condition	Azimuth (°)	Height (m)	Comment	AF (dB)	CL (dB)	PA (dB)
PK	5.1148G	63.14	74.00	-10.86	56.54	3	Vertical	8	1.67	-	33.43	4.93	31.76
AV	5.1356G	50.38	54.00	-3.62	43.68	3	Vertical	8	1.67	-	33.47	4.97	31.74
PK	5.2156G	112.91	Inf	-Inf	105.97	3	Vertical	8	1.67	-	33.53	5.09	31.68
AV	5.2156G	100.10	Inf	-Inf	93.16	3	Vertical	8	1.67	-	33.53	5.09	31.68
PK	5.386G	58.12	74.00	-15.88	50.86	3	Vertical	8	1.67	-	33.80	5.01	31.55
AV	5.3564G	45.00	54.00	-9.00	37.76	3	Vertical	8	1.67	-	33.80	5.02	31.58

802.11ax HEW80\_Nss1,(MCS0)\_4TX

19/12/2020

5210MHz\_TX



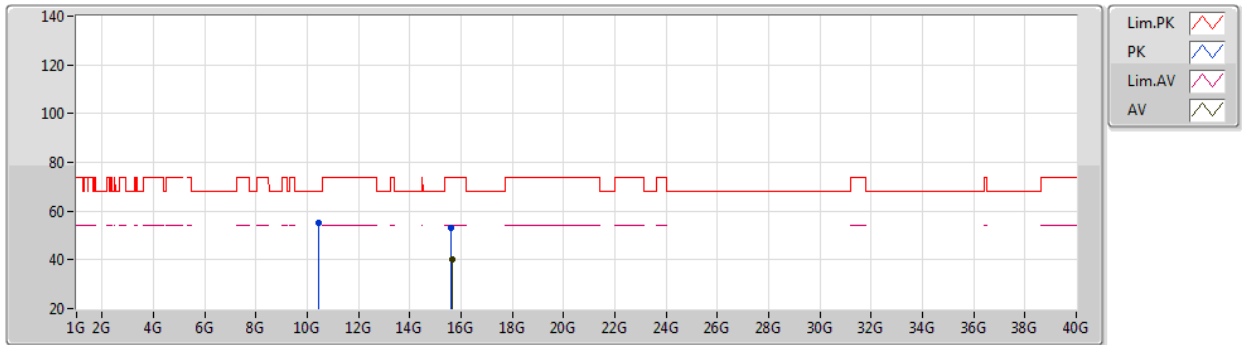
EUT Y\_4TX  
Setting 20  
02-B-K-4-10

Type	Freq (Hz)	Level (dBuV/m)	Limit (dBuV/m)	Margin (dB)	Raw (dBuV)	Dist (m)	Condition	Azimuth (°)	Height (m)	Comment	AF (dB)	CL (dB)	PA (dB)
PK	5.1444G	67.17	74.00	-6.83	60.42	3	Horizontal	318	2.37	-	33.49	4.99	31.73
AV	5.1452G	53.93	54.00	-0.07	47.18	3	Horizontal	318	2.37	-	33.49	4.99	31.73
PK	5.206G	112.56	Inf	-Inf	105.64	3	Horizontal	318	2.37	-	33.51	5.10	31.69
AV	5.2252G	100.34	Inf	-Inf	93.37	3	Horizontal	318	2.37	-	33.55	5.09	31.67
PK	5.374G	57.68	74.00	-16.32	50.43	3	Horizontal	318	2.37	-	33.80	5.01	31.56
AV	5.3636G	45.24	54.00	-8.76	37.99	3	Horizontal	318	2.37	-	33.80	5.02	31.57

802.11ax HEW80\_Nss1,(MCS0)\_4TX

19/12/2020

5210MHz\_TX



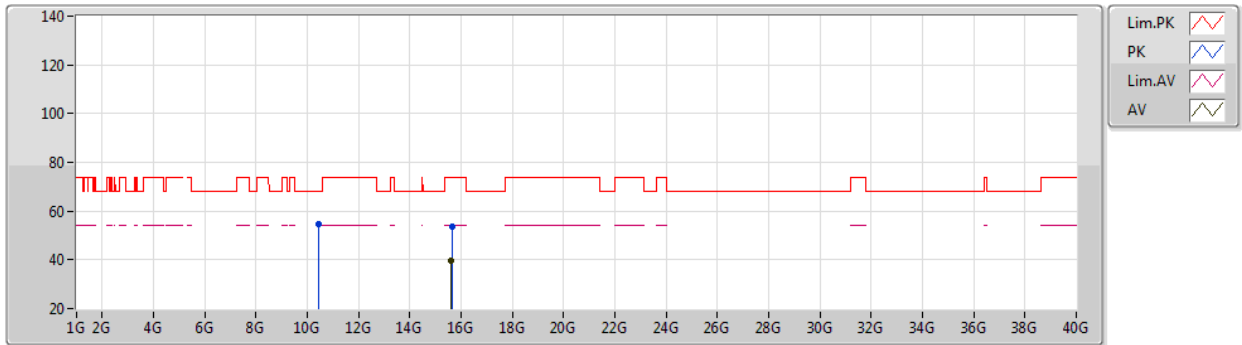
EUT Y\_4TX  
Setting 20  
02-B-K-4

Type	Freq (Hz)	Level (dBuV/m)	Limit (dBuV/m)	Margin (dB)	Raw (dBuV)	Dist (m)	Condition	Azimuth (°)	Height (m)	Comment	AF (dB)	CL (dB)	PA (dB)
PK	10.41972G	55.01	68.20	-13.19	41.80	3	Vertical	1	1.89	-	38.50	7.25	32.54
PK	15.62528G	53.32	74.00	-20.68	39.67	3	Vertical	113	2.20	-	37.43	9.07	32.85
AV	15.63616G	39.94	54.00	-14.06	26.28	3	Vertical	113	2.20	-	37.44	9.07	32.85

802.11ax HEW80\_Nss1,(MCS0)\_4TX

19/12/2020

5210MHz\_TX



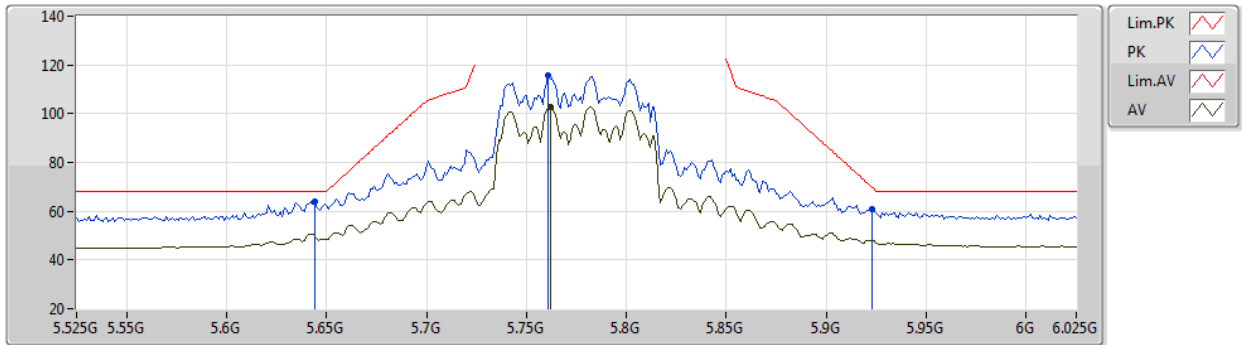
EUT Y\_4TX  
Setting 20  
02-B-K-4

Type	Freq (Hz)	Level (dBuV/m)	Limit (dBuV/m)	Margin (dB)	Raw (dBuV)	Dist (m)	Condition	Azimuth (°)	Height (m)	Comment	AF (dB)	CL (dB)	PA (dB)
PK	10.4198G	54.86	68.20	-13.34	41.65	3	Horizontal	301	1.80	-	38.50	7.25	32.54
PK	15.63896G	53.52	74.00	-20.48	39.86	3	Horizontal	206	2.43	-	37.44	9.07	32.85
AV	15.6308G	39.89	54.00	-14.11	26.24	3	Horizontal	206	2.43	-	37.43	9.07	32.85

802.11ax HEW80\_Nss1,(MCS0)\_4TX

19/12/2020

5775MHz\_TX



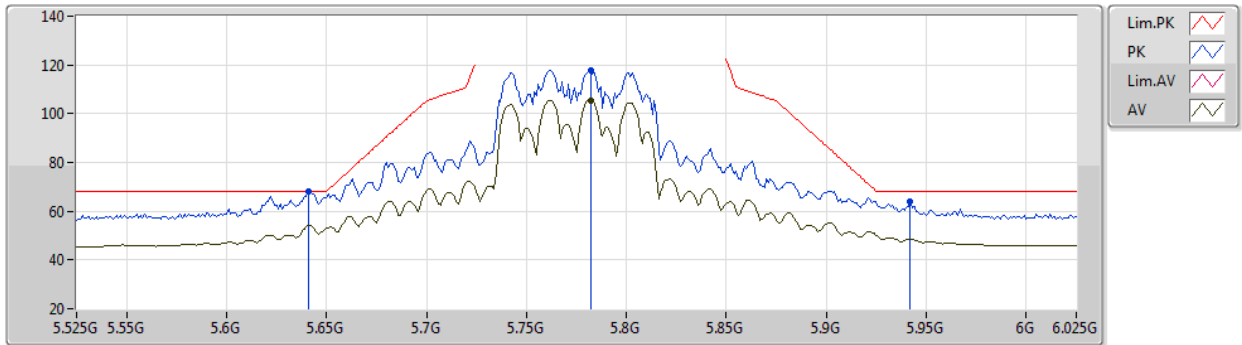
EUT Y\_4TX  
Setting 23  
02-B-K-4-10

Type	Freq (Hz)	Level (dBuV/m)	Limit (dBuV/m)	Margin (dB)	Raw (dBuV)	Dist (m)	Condition	Azimuth (°)	Height (m)	Comment	AF (dB)	CL (dB)	PA (dB)
PK	5.644G	64.03	68.20	-4.17	56.43	3	Vertical	41	1.76	-	33.90	5.16	31.46
PK	5.761G	115.59	Inf	-Inf	108.21	3	Vertical	41	1.76	-	33.80	5.04	31.46
AV	5.762G	102.62	Inf	-Inf	95.24	3	Vertical	41	1.76	-	33.80	5.04	31.46
PK	5.923G	61.00	69.68	-8.68	52.98	3	Vertical	41	1.76	-	34.10	5.37	31.45

802.11ax HEW80\_Nss1,(MCS0)\_4TX

19/12/2020

5775MHz\_TX



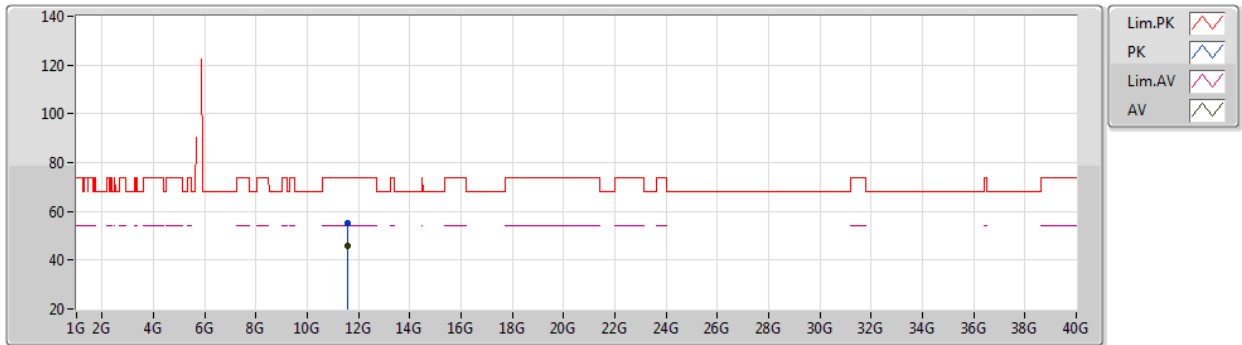
EUT Y\_4TX  
Setting 23  
02-B-K-4-10

Type	Freq (Hz)	Level (dBuV/m)	Limit (dBuV/m)	Margin (dB)	Raw (dBuV)	Dist (m)	Condition	Azimuth (°)	Height (m)	Comment	AF (dB)	CL (dB)	PA (dB)
PK	5.641G	68.15	68.20	-0.05	60.55	3	Horizontal	296	1.56	-	33.90	5.16	31.46
PK	5.782G	117.82	Inf	-Inf	110.46	3	Horizontal	296	1.56	-	33.80	5.02	31.46
AV	5.782G	105.58	Inf	-Inf	98.22	3	Horizontal	296	1.56	-	33.80	5.02	31.46
PK	5.942G	63.98	68.20	-4.22	55.90	3	Horizontal	296	1.56	-	34.10	5.43	31.45

802.11ax HEW80\_Nss1,(MCS0)\_4TX

19/12/2020

5775MHz\_TX



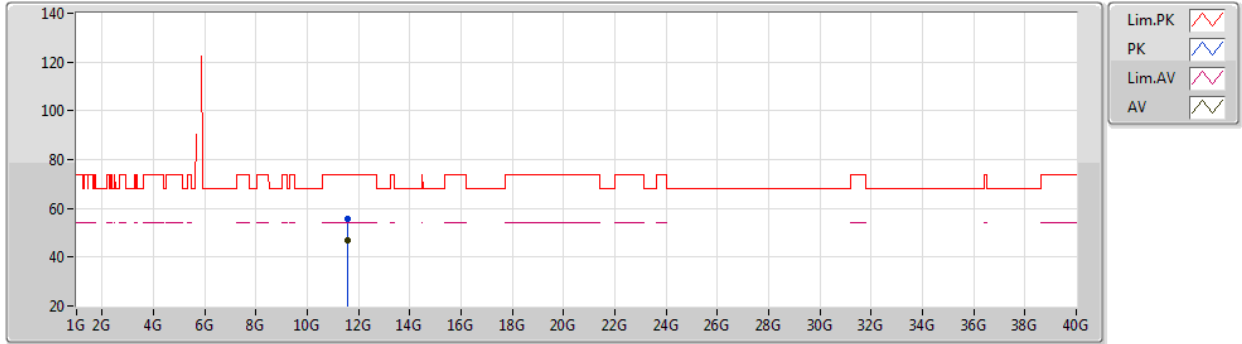
EUT Y\_4TX  
Setting 23  
02-B-K-4

Type	Freq (Hz)	Level (dBuV/m)	Limit (dBuV/m)	Margin (dB)	Raw (dBuV)	Dist (m)	Condition	Azimuth (°)	Height (m)	Comment	AF (dB)	CL (dB)	PA (dB)
PK	11.55002G	55.21	74.00	-18.79	41.35	3	Vertical	320	2.29	-	39.15	7.64	32.93
AV	11.54993G	45.75	54.00	-8.25	31.89	3	Vertical	320	2.29	-	39.15	7.64	32.93

802.11ax HEW80\_Nss1,(MCS0)\_4TX

19/12/2020

5775MHz\_TX



EUT Y\_4TX  
Setting 23  
02-B-K-4

Type	Freq (Hz)	Level (dBuV/m)	Limit (dBuV/m)	Margin (dB)	Raw (dBuV)	Dist (m)	Condition	Azimuth (°)	Height (m)	Comment	AF (dB)	CL (dB)	PA (dB)
PK	11.54992G	55.56	74.00	-18.44	41.70	3	Horizontal	30	1.62	-	39.15	7.64	32.93
AV	11.5499G	47.13	54.00	-6.87	33.27	3	Horizontal	30	1.62	-	39.15	7.64	32.93





**Summary**

Mode	Result	Type	Freq (Hz)	Level (dBuV/m)	Limit (dBuV/m)	Margin (dB)	Condition
Mode 1	Pass	AV	1.4399G	32.31	54.00	-21.69	Vertical

