

APPENDIX 3: Photographs of test setup

Conducted Emission
(Internal Ant / Film Ant)



Photo 1




Photo 2

Conducted Emission
(Sleeve Ant)




Photo 1




Photo 2

UL Japan, Inc.

Ise EMC Lab.

4383-326 Asama-cho, Ise-shi, Mie-ken 516-0021 JAPAN

Telephone : +81 596 24 8999

Facsimile : +81 596 24 8124

Conducted Emission
($\lambda/4$ Monopole Ant)




Photo 1




Photo 2

UL Japan, Inc.

Ise EMC Lab.

4383-326 Asama-cho, Ise-shi, Mie-ken 516-0021 JAPAN

Telephone : +81 596 24 8999

Facsimile : +81 596 24 8124

Radiated Spurious Emission
(Internal Antenna)



Photo 1




Photo 2

UL Japan, Inc.

Ise EMC Lab.

4383-326 Asama-cho, Ise-shi, Mie-ken 516-0021 JAPAN

Telephone : +81 596 24 8999

Facsimile : +81 596 24 8124

Radiated Spurious Emission
(Sleeve Antenna)



Photo 1




Photo 2

Radiated Spurious Emission
($\lambda/4$ Monopole Antenna)




Photo 1




Photo 2

UL Japan, Inc.

Ise EMC Lab.

4383-326 Asama-cho, Ise-shi, Mie-ken 516-0021 JAPAN

Telephone : +81 596 24 8999

Facsimile : +81 596 24 8124

Radiated Spurious Emission
(Film Antenna)




Photo 1



Photo 2

UL Japan, Inc.

Ise EMC Lab.

4383-326 Asama-cho, Ise-shi, Mie-ken 516-0021 JAPAN

Telephone : +81 596 24 8999

Facsimile : +81 596 24 8124

Worst Case Position

Antenna (Sleeve Antenna Transmission)


(Horizontal: Z90-axis / Vertical: Y0-axis) (Below 1 GHz)

(Horizontal: X0-axis / Vertical: X0-axis) (Above 1 GHz)

X0-axis



X45-axis



Y0-axis



Y45-axis



Z0-axis




Z45-axis



Worst Case Position

Antenna (Sleeve Antenna Transmission)

X90-axis



Y90-axis



Z90-axis



Worst Case Position

Antenna ($\lambda/4$ Monopole Antenna Transmission)


(Horizontal: Y-axis / Vertical: X-axis) (Below 1 GHz)

(Horizontal: Z-axis / Vertical: Y-axis) (Above 1 GHz)


X-axis



Y-axis



Z-axis




Worst Case Position

Antenna (Film Antenna Transmission)


(Horizontal: Z-axis / Vertical: Y-axis) (Below 1 GHz)

(Horizontal: X-axis / Vertical: Z-axis) (Above 1 GHz)

X-axis



Y-axis



Z-axis



Worst Case Position

Module (External Antenna Transmission)

(Horizontal: X-axis / Vertical: X-axis) (Below 1 GHz)

(Horizontal: X-axis / Vertical: X-axis) (Above 1 GHz)

X-axis



Y-axis



Z-axis



Worst Case Position

Module & Antenna (Internal Antenna Transmission)

(Horizontal: Z-axis / Vertical: Y-axis) (Below 1 GHz)

(Horizontal: Z-axis / Vertical: Y-axis) (Above 1 GHz)

X-axis



Y-axis



Z-axis



End of Report

UL Japan, Inc.

Ise EMC Lab.

4383-326 Asama-cho, Ise-shi, Mie-ken 516-0021 JAPAN

Telephone : +81 596 24 8999

Facsimile : +81 596 24 8124