

TEST REPORT

Reference No...... : WTS16S0961925-4E V1
FCC ID : 2AJZT-K3
Applicant..... : Shenzhen Jin Yu Electronic Technology Co., Ltd
Address..... : 21A, Haowei Technology Building, Keji South 8th Road, Nanshan District, Shenzhen, China
Manufacturer : Shenzhen Jin Yu Electronic Technology Co., Ltd
Address..... : 21A, Haowei Technology Building, Keji South 8th Road, Nanshan District, Shenzhen, China
Product Name..... : Smart Phone
Model No...... : K3
Brand..... : Kodak
Standards..... : FCC CFR47 Part 24 Subpart E: 2015
FCC CFR47 Part 27: 2015
Date of Receipt sample : Sep. 29, 2016
Date of Test : Sep. 30 – Oct. 25, 2016
Date of Issue..... : Nov. 03, 2016
Test Result..... : **Pass**

Remarks:

The results shown in this test report refer only to the sample(s) tested, this test report cannot be reproduced, except in full, without prior written permission of the company. The report would be invalid without specific stamp of test institute and the signatures of compiler and approver.

Prepared By:

Waltek Services (Shenzhen) Co., Ltd.

Address: 1/F., Fukangtai Building, West Baima Road, Songgang Street, Baoan District, Shenzhen, Guangdong, China

Tel :+86-755-83551033

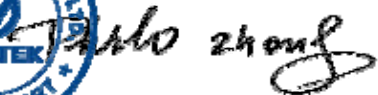
Fax:+86-755-83552400

Compiled by:



Zero Zhou / Test Engineer

Approved by:



Philo Zhong / Manager

2 Test Summary

Test Items	Test Requirement	Result
RF Output Power	2.1046 24.232 (c) 27.50(c) 27.50(d)	PASS
Peak-to-Average Ratio	24.232 (d) 27.50(d)	PASS
Bandwidth	2.1049 24.238 27.53(a)	PASS
Spurious Emissions at Antenna Terminal	2.1051 24.238 (a) 27.53(h)	PASS
Field Strength of Spurious Radiation	2.1053 24.238 (a) 27.53(h)	PASS
Out of band emission	24.238 (a) 27.53(h)	PASS
Frequency Stability	2.1055 24.235 27.5(h) 27.54	PASS
Maximum Permissible Exposure (SAR)	1.1307 2.1093	PASS

3 Contents

	Page
1 COVER PAGE	1
2 TEST SUMMARY	2
3 CONTENTS	3
4 REPORT REVISION HISTORY	5
5 GENERAL INFORMATION	6
5.1 GENERAL DESCRIPTION OF E.U.T.	6
5.2 DETAILS OF E.U.T.	6
5.3 TEST MODE	8
5.4 TEST FACILITY.....	9
6 EQUIPMENT USED DURING TEST	10
6.1 EQUIPMENTS LIST	10
6.2 MEASUREMENT UNCERTAINTY	11
6.3 TEST EQUIPMENT CALIBRATION	11
7 RF OUTPUT POWER	12
7.1 EUT OPERATION.....	12
7.2 TEST PROCEDURE	12
7.3 TEST RESULT	13
8 PEAK-TO-AVERAGE RATIO	30
8.1 EUT OPERATION.....	30
8.2 TEST PROCEDURE	30
8.3 TEST RESULT	30
9 BANDWIDTH	31
9.1 EUT OPERATION.....	31
9.2 TEST PROCEDURE	31
9.3 TEST RESULT	32
10 SPURIOUS EMISSIONS AT ANTENNA TERMINALS	47
10.1 EUT OPERATION	47
10.2 TEST PROCEDURE.....	47
10.3 TEST RESULT	47
11 SPURIOUS RADIATED EMISSIONS	48
11.1 EUT OPERATION	48
11.2 TEST SETUP	48
11.3 SPECTRUM ANALYZER SETUP	49
11.4 TEST PROCEDURE.....	50
11.5 SUMMARY OF TEST RESULTS	51
12 BAND EDGE MEASUREMENT	53
12.1 EUT OPERATION	53
12.2 TEST PROCEDURE.....	53
12.3 TEST RESULT	53
13 FREQUENCY STABILITY	54
13.1 EUT OPERATION	54
13.2 TEST PROCEDURE.....	54
13.3 TEST RESULT	55

14 RF EXPOSURE.....67

4 Report Revision History

Report No.	Report Version	Description	Issue Date
WTS16S0961925-4E	NONE	Original	Oct. 26, 2016
WTS16S0961925-4E V1	V1	Version 1	Nov. 03, 2016

5 General Information

5.1 General Description of E.U.T.

Product Name	: Smart Phone
Model No.	: K3
Model Description	: N/A
GSM Band(s)	: GSM 850/900/1800/1900MHz
GPRS/EGPRS Class	: 12
WCDMA Band(s)	: FDD Band II/V
LTE Bnad(s)	: LTE Band 2/4
Wi-Fi Specification	: 2.4G: 802.11b/g/n HT20 HT40
Bluetooth Version	: Bluetooth v4.0 with BLE
GPS	: Support
NFC	: N/A
Hardware Version	: Q808-MB-V0.8
Software Version	:Q808_YKQ_CN_BT_WIFI_FM_GPS_GS_ALSPS_6753_LWG_EMMC _25624_V01_09251910
Storage Location	: Internal Storage

5.2 Details of E.U.T.

Operation Frequency	: GSM/GPRS/EGPRS 850: 824~849MHz PCS/GPRS/EGPRS 1900: 1850~1910MHz WCDMA Band II: 1850~1910MHz WCDMA Band V: 824~849MHz LTE Band 2: 1850~1910MHz LTE Band 4: 1710~1755MHz WiFi: 802.11b/g/n HT20: 2412~2462MHz 802.11n HT40: 2422~2452MHz Bluetooth: 2402~2480MHz
Max. RF output power	: GSM 850: 32.50dBm PCS1900: 29.67dBm WCDMA Band II: 22.76dBm WCDMA Band V: 22.56dBm LTE Band 2: 24.28dBm LTE Band 4: 24.64dBm WiFi(2.4G): 9.55dBm Bluetooth: 4.96dBm
Type of Modulation	: GSM,GPRS: GMSK EDGE: GMSK, 8PSK WCDMA: BPSK

	LTE: QPSK, 16QAM
	WiFi: CCK, OFDM
	Bluetooth: GFSK, Pi/4 DQPSK, 8DPSK
Antenna installation	: GSM/WCDMA/LTE: internal permanent antenna WiFi/Bluetooth: internal permanent antenna
Antenna Gain	: GSM 850: 1.2dBi PCS1900: 1.3dBi WCDMA Band II: 1.3dBi WCDMA Band V: 1.2dBi LTE Band 2: 1.3dBi LTE Band 4: 1.3dBi WiFi(2.4G): 0.8dBi Bluetooth: 0.8dBi
Technical Data	: Battery DC 3.7V, 2300mAh DC 5V, 1.0A, charging from adapter (Adapter Input: 100-240V~50/60Hz 0.2A)
Adapter	

5.3 Test Mode

All test mode(s) and condition(s) mentioned were considered and evaluated respectively by performing full tests, the worst data were recorded and reported.

Support Band	Test Mode BW(MHz)	Channel Frequency	Channel Number
LTE Band 2	1.4	1850.7 MHz	18607
		1880.0 MHz	18900
		1909.3 MHz	19193
	3	1851.5 MHz	18615
		1880.0 MHz	18900
		1908.5 MHz	19185
	5	1852.5 MHz	18625
		1880.0 MHz	18900
		1907.5 MHz	19175
	10	1855.0 MHz	18650
		1880.0 MHz	18900
		1905.0 MHz	19150
	15	1857.5 MHz	18675
		1880.0 MHz	18900
		1902.5 MHz	19125
20	1860.0 MHz	18700	
	1880.0 MHz	18900	
	1900.0 MHz	19100	
LTE Band 4	1.4	1710.7 MHz	19957
		1732.5 MHz	20175
		1754.3 MHz	20393
	3	1711.5 MHz	19965
		1732.5 MHz	20175
		1753.5 MHz	20385
	5	1712.5 MHz	19975
		1732.5 MHz	20175
		1752.5 MHz	20375
	10	1715.0 MHz	20000
		1732.5 MHz	20175
		1750.0 MHz	20350
15	1717.5 MHz	20025	

		1732.5 MHz	20175
		1747.5 MHz	20325
	20	1720.0 MHz	20050
		1732.5 MHz	20175
		1745.0 MHz	20300
Remark: All mode(s) were tested and the worst data was recorded.			

5.4 Test Facility

The test facility has a test site registered with the following organizations:

- **IC – Registration No.: 7760A**
Waltek Services(Shenzhen) Co., Ltd. Has been registered and fully described in a report filed with the Industry Canada. The acceptance letter from the Industry Canada is maintained in our files. Registration number 7760A, October 15, 2015.
- **FCC Test Site 1#– Registration No.: 880581**
Waltek Services(Shenzhen) Co., Ltd. EMC Laboratory `has been registered and fully described in a report filed with the (FCC) Federal Communications Commission. The acceptance letter from the FCC is maintained in our files. Registration 880581, April 29, 2014.
- **FCC Test Site 2#– Registration No.: 328995**
Waltek Services(Shenzhen) Co., Ltd. EMC Laboratory `has been registered and fully described in a report filed with the (FCC) Federal Communications Commission. The acceptance letter from the FCC is maintained in our files. Registration 328995, December 3, 2014.

6 Equipment Used during Test

6.1 Equipments List

RF Conducted Test						
Item	Equipment	Manufacturer	Model No.	Serial No.	Last Calibration Date	Calibration Due Date
1.	EMC Analyzer (9k~26.5GHz)	Agilent	E7405A	MY45114943	Apr.09,2016	Apr.08,2017
2.	Spectrum Analyzer (9k-6GHz)	R&S	FSL6	100959	Apr.09,2016	Apr.08,2017
3.	Humidity Chamber	GF	GTH-225-40-1P	IAA061213	Apr.09,2016	Apr.08,2017
4.	Universal Radio Communication Tester	R&S	CMU 200	112461	Apr.10,2016	Apr.09,2017
3m Semi-anechoic Chamber for Radiated Emissions						
Item	Equipment	Manufacturer	Model No.	Serial No.	Last Calibration Date	Calibration Due Date
1	EMC Analyzer	Agilent	E7405A	MY45114943	Apr.09,2016	Apr.08,2017
2	Active Loop Antenna	Beijing Dazhi	ZN30900A	-	Apr.09,2016	Apr.08,2017
3	Trilog Broadband Antenna	SCHWARZBECK	VULB9163	336	Apr.18,2016	Apr.17,2017
4	Coaxial Cable (below 1GHz)	Top	TYPE16(13M)	-	Apr.09,2016	Apr.08,2017
5	Broad-band Horn Antenna	SCHWARZBECK	BBHA 9120 D	667	Apr.18,2016	Apr.17,2017
6	Broad-band Horn Antenna	SCHWARZBECK	BBHA 9120 D	669	Apr.18,2016	Apr.17,2017
7	Broadband Preamplifier	COMPLIANCE DIRECTION	PAP-1G18	2004	Mar.17,2016	Mar.16,2017
8	Coaxial Cable (above 1GHz)	Top	1000MHz- 25GHz	EW02014-7	Apr.09,2016	Apr.08,2017
9	Broad-band Horn Antenna	SCHWARZBECK	BBHA 9170	335	Apr.09,2016	Apr.08,2017
10	Universal Radio Communication Tester	R&S	CMU 200	112461	Apr.10,2016	Apr.09,2017
11	Signal Generator	R&S	SMR20	100046	Apr.09,2016	Apr.08,2017
12	Smart Antenna	SCHWARZBECK	HA08	-	Apr.18,2016	Apr.17,2017

6.2 Measurement Uncertainty

Parameter	Uncertainty
Radio Frequency	$\pm 1 \times 10^{-6}$
RF Power	± 1.0 dB
RF Power Density	± 2.2 dB
Radiated Spurious Emissions test	± 5.03 dB (Bilog antenna 30M~1000MHz)
	± 5.47 dB (Horn antenna 1000M~25000MHz)
Conducted Spurious Emissions test	± 3.64 dB (AC mains 150KHz~30MHz)

6.3 Test Equipment Calibration

All the test equipments used are valid and calibrated by CEPREI Certification Body that address is No.110 Dongguan Zhuang RD. Guangzhou, P.R.China.

7 RF OUTPUT POWER

Test Requirement: FCC Part 2.1046, 24.232 (c) 27.50(c),27.50(d)
Test Method: TIA/EIA-603-D:2010
Test Mode: Transmitting

7.1 EUT Operation

Operating Environment :
Temperature: 22.5 °C
Humidit

7.3 Test Result

LTE Band 2

Conducted Power

BW(MHz)	Ch	Freq(MHz)	Mode	UL RB Allocation	UL RB Offset	Average Power (dbm)	Tune up limited(dBm)	MPR (dB)
3MHz	18615	1851.5	QPSK	1	0	23.19	23.0±1	0.5
				1	8	23.28	23.0±1	0.5
				1	14	23.57	23.0±1	0.5
				8	0	22.25	22.0±1	1.5
				8	4	22.39	22.0±1	1.5
				8	9	22.54	22.0±1	1.5
				15	0	22.37	22.0±1	1.5
			16QAM	1	0	21.86	22.0±1	1.5
				1	8	22.08	22.0±1	1.5
				1	14	22.45	22.0±1	1.5
				8	0	21.35	22.0±1	1.5
				8	4	21.52	22.0±1	1.5
				8	9	21.67	22.0±1	1.5
				15	0	21.42	22.0±1	1.5
				18900	1880	QPSK	1	0
	1	8	22.64				22.0±1	1.5
	1	14	22.96				22.0±1	1.5
	8	0	21.73				22.0±1	1.5
	8	4	21.77				22.0±1	1.5
	8	9	21.9				22.0±1	1.5
	15	0	21.75				22.0±1	1.5
	16QAM	1	0			21.98	22.0±1	1.5
		1	8			21.93	22.0±1	1.5
		1	14			22.33	22.0±1	1.5
		8	0			21.14	22.0±1	1.5
		8	4			21.29	22.0±1	1.5
		8	9			21.01	22.0±1	1.5
		15	0			21.07	22.0±1	1.5
		19185	1908.5			QPSK	1	0
	1			8	23.67		23.0±1	0.5
1	14			23.61	23.0±1		0.5	
8	0			23.04	23.0±1		0.5	
8	4			23.07	23.0±1		0.5	
8	9			23.05	23.0±1		0.5	
15	0			23.01	23.0±1		0.5	
16QAM	1			0	22.7	22.0±1	2.0	
	1			8	22.71	22.0±1	1.5	
	1			14	22.71	22.0±1	1.5	
	8			0	22.1	22.0±1	1.5	
	8			4	22.18	22.0±1	1.5	
	8			9	22.17	22.0±1	1.5	
	15			0	22.08	22.0±1	1.5	

BW(MHz)	Ch	Freq(MHz)	Mode	UL RB Allocation	UL RB Offset	Average Power (dbm)	Tune up limited(dBm)	MPR (dB)
5MHz	18625	1852.5	QPSK	1	0	22.75	22.0±1	1.5
				1	12	22.82	22.0±1	1.5
				1	24	22.63	22.0±1	1.5
				12	0	21.6	22.0±1	1.5
				12	6	21.91	22.0±1	1.5
				12	11	22.32	22.0±1	1.5
				25	0	21.9	22.0±1	1.5
			16QAM	1	0	21.64	21.5±1	2.0
				1	12	21.79	21.5±1	2.0
				1	24	21.66	21.5±1	2.0
				12	0	20.66	21.5±1	2.0
				12	6	20.93	21.5±1	2.0
				12	11	21.39	21.5±1	2.0
				25	0	21.06	21.5±1	2.0
	18900	1880	QPSK	1	0	22.3	22.0±1	1.5
				1	12	21.92	22.0±1	1.5
				1	24	22.83	22.0±1	1.5
				12	0	21.49	22.0±1	1.5
				12	6	21.01	22.0±1	1.5
				12	11	21.39	22.0±1	1.5
				25	0	21.1	22.0±1	1.5
			16QAM	1	0	21.46	21.5±1	2.0
				1	12	21.18	21.5±1	2.0
				1	24	22.13	21.5±1	2.0
				12	0	20.72	21.5±1	2.0
				12	6	20.63	21.5±1	2.0
				12	11	20.56	21.5±1	2.0
				25	0	20.51	21.5±1	2.0
	19175	1907.5	QPSK	1	0	23.02	22.5±1	1.0
				1	12	23.1	22.5±1	1.0
				1	24	23.35	22.5±1	1.0
				12	0	22.04	22.0±1	1.5
				12	6	22.26	22.0±1	1.5
				12	11	22.48	22.0±1	1.5
				25	0	22.23	22.0±1	1.5
			16QAM	1	0	22.65	22.0±1	1.5
1				12	22.79	22.0±1	1.5	
1				24	22.97	22.0±1	1.5	
12				0	21.12	21.5±1	2.0	
12				6	21.35	21.5±1	2.0	
12				11	21.59	21.5±1	2.0	
25				0	21.26	21.5±1	2.0	

BW(MHz)	Ch	Freq(MHz)	Mode	UL RB Allocation	UL RB Offset	Average Power (dbm)	Tune up limited(dBm)	MPR (dB)
10MHz	18650	1855	QPSK	1	0	22.21	23.0±1	0.5
				1	24	23.37	23.0±1	0.5
				1	49	23.91	23.0±1	0.5
				25	0	21.84	22.0±1	1.5
				25	12	22.49	22.0±1	1.5
				25	24	22.95	22.0±1	1.5
			16QAM	50	0	22.41	22.0±1	1.5
				1	0	21.98	22.0±1	1.5
				1	24	22.23	22.0±1	1.5
				1	49	22.77	22.0±1	1.5
				25	0	20.88	21.5±1	2.0
				25	12	21.56	21.5±1	2.0
				25	24	22.04	21.5±1	2.0
				50	0	21.47	21.5±1	0.5
	18900	1880	QPSK	1	0	21.58	21.5±1	2.0
				1	24	21.69	21.5±1	2.0
				1	49	21.7	21.5±1	2.0
				25	0	20.63	21.5±1	2.0
				25	12	20.88	21.5±1	2.0
				25	24	21.43	21.5±1	2.0
			16QAM	50	0	21.03	21.5±1	2.0
				1	0	20.78	21.5±1	2.0
				1	24	21	21.5±1	2.0
				1	49	22.06	21.5±1	2.0
				25	0	20.72	21.5±1	2.0
				25	12	20.77	21.5±1	2.0
				25	24	20.53	21.5±1	2.0
				50	0	20.66	21.5±1	2.0
	19150	1905	QPSK	1	0	22.22	22.0±1	1.5
				1	24	22.24	22.0±1	1.5
1				49	22.81	22.0±1	1.5	
25				0	21.08	21.5±1	2.0	
25				12	21.41	21.5±1	2.0	
25				24	21.97	21.5±1	2.0	
16QAM			50	0	21.52	21.5±1	2.0	
			1	0	21.13	21.5±1	2.0	
			1	24	21.29	21.5±1	2.0	
			1	49	21.91	21.5±1	2.0	
			25	0	20.71	21.5±1	2.0	
			25	12	20.57	21.5±1	2.0	
			25	24	21.16	21.5±1	2.0	
			50	0	20.7	21.5±1	2.0	

BW(MHz)	Ch	Freq(MHz)	Mode	UL RB Allocation	UL RB Offset	Average Power (dbm)	Tune up limited(dBm)	MPR (dB)
15MHz	18675	1857.5	QPSK	1	0	22.36	23.0±1	0.5
				1	37	23.77	23.0±1	0.5
				1	74	23.5	23.0±1	0.5
				36	0	22.17	22.0±1	1.5
				36	16	22.84	22.0±1	1.5
				36	35	22.97	22.0±1	1.5
				75	0	22.52	22.0±1	1.5
			16QAM	1	0	21.13	22.0±1	1.5
				1	37	22.66	22.0±1	1.5
				1	74	22.36	22.0±1	1.5
				36	0	21.14	21.5±1	2.0
				36	16	21.87	21.5±1	2.0
				36	35	22.01	21.5±1	2.0
				75	0	21.58	21.5±1	2.0
	18900	1880	QPSK	1	0	22.72	23.0±1	0.5
				1	37	22.49	23.0±1	0.5
				1	74	23.33	23.0±1	0.5
				36	0	21.75	21.5±1	2.0
				36	16	21.73	21.5±1	2.0
				36	35	21.63	21.5±1	2.0
				75	0	21.02	21.5±1	2.0
			16QAM	1	0	22.92	22.0±1	1.5
				1	37	22.8	22.0±1	1.5
				1	74	22.69	22.0±1	1.5
				36	0	21.55	21.5±1	2.0
				36	16	21.89	21.5±1	2.0
				36	35	21.77	21.5±1	2.0
				75	0	21.56	21.5±1	2.0
	19125	1902.5	QPSK	1	0	23.32	23.0±1	0.5
				1	37	22.73	23.0±1	0.5
1				74	22.95	23.0±1	0.5	
36				0	21.44	21.5±1	2.0	
36				16	21.96	21.5±1	2.0	
36				35	21.5	21.5±1	2.0	
75				0	21.39	21.5±1	2.0	
16QAM			1	0	22.49	22.0±1	1.5	
			1	37	21.1	22.0±1	1.5	
			1	74	22.2	22.0±1	1.5	
			36	0	21.62	21.5±1	2.0	
			36	16	21.93	21.5±1	2.0	
			36	35	21.59	21.5±1	2.0	
			75	0	21.55	21.5±1	2.0	

BW(MHz)	Ch	Freq(MHz)	Mode	UL RB Allocation	UL RB Offset	Average Power (dbm)	Tune up limited(dBm)	MPR (dB)
20MHz	18700	1860	QPSK	1	0	23.27	23.0±1	0.5
				1	49	23.68	23.0±1	0.5
				1	99	23.86	23.0±1	0.5
				50	0	22.29	22.0±1	1.5
				50	24	22.7	22.0±1	1.5
				50	49	22.1	22.0±1	1.5
				100	0	22.19	22.0±1	1.5
			16QAM	1	0	22.67	22.5±1	1.0
				1	49	23.19	22.5±1	1.0
				1	99	22.36	22.5±1	1.0
				50	0	22.35	22.0±1	1.5
				50	24	22.74	22.0±1	1.5
				50	49	22.15	22.0±1	1.5
				100	0	22.31	22.0±1	1.5
	18900	1880	QPSK	1	0	23.84	23.5±1	0
				1	49	24.18	23.5±1	0
				1	99	23.59	23.5±1	0
				50	0	23.33	23.0±1	0.5
				50	24	23.66	23.0±1	0.5
				50	49	23.74	23.0±1	0.5
				100	0	22.87	23.0±1	0.5
			16QAM	1	0	23.14	23.0±1	0.5
				1	49	22.71	23.0±1	0.5
				1	99	22.98	23.0±1	0.5
				50	0	22.42	22.0±1	1.5
				50	24	22.75	22.0±1	1.5
				50	49	22.87	22.0±1	1.5
				100	0	22.18	22.0±1	1.5
	19100	1900	QPSK	1	0	23.97	23.0±1	0.5
				1	49	23.84	23.0±1	0.5
1				99	23.77	23.0±1	0.5	
50				0	23.13	23.0±1	0.5	
50				24	23.11	23.0±1	0.5	
50				49	23.19	23.0±1	0.5	
100				0	23.64	23.0±1	0.5	
16QAM			1	0	23.22	23.0±1	0.5	
			1	49	23.24	23.0±1	0.5	
			1	99	22.17	23.0±1	0.5	
			50	0	22.15	22.0±1	1.5	
			50	24	22.13	22.0±1	1.5	
			50	49	22.26	22.0±1	1.5	
			100	0	21.76	22.0±1	1.5	

LTE Band 4

BW(MHz)	Ch	Freq(MHz)	Mode	UL RB Allocation	UL RB Offset	Average Power (dbm)	Tune up limited(dBm)	MPR (dB)
3MHz	19965	1711.5	QPSK	1	0	24.62	24.0±1	0
				1	8	24.58	24.0±1	0
				1	14	24.54	24.0±1	0
				8	0	23.81	23.0±1	1.0
				8	4	23.82	23.0±1	1.0
				8	9	23.84	23.0±1	1.0
				15	0	23.74	23.0±1	1.0
			16QAM	1	0	23.44	23.0±1	1.0
				1	8	23.48	23.0±1	1.0
				1	14	23.42	23.0±1	1.0
				8	0	22.8	22.0±1	2.0
				8	4	22.82	22.0±1	2.0
				8	9	22.8	22.0±1	2.0
				15	0	22.7	22.0±1	2.0
	20175	1732.5	QPSK	1	0	23.83	23.0±1	1.0
				1	8	23.69	23.0±1	1.0
				1	14	23.73	23.0±1	1.0
				8	0	22.87	22.0±1	2.0
				8	4	22.96	22.0±1	2.0
				8	9	22.12	22.0±1	2.0
				15	0	21.92	22.0±1	2.0
			16QAM	1	0	22.27	22.0±1	2.0
				1	8	22.29	22.0±1	2.0
				1	14	22.59	22.0±1	2.0
				8	0	21.98	22.0±1	2.0
				8	4	21.86	22.0±1	2.0
				8	9	21.22	22.0±1	2.0
				15	0	21.02	22.0±1	2.0
	20385	1753.5	QPSK	1	0	23.89	23.0±1	1.0
				1	8	23.07	23.0±1	1.0
				1	14	23.5	23.0±1	1.0
				8	0	22.64	22.0±1	2.0
				8	4	22.28	22.0±1	2.0
				8	9	22.02	22.0±1	2.0
				15	0	22.29	22.0±1	2.0
			16QAM	1	0	22.83	22.0±1	2.0
1				8	22.1	22.0±1	2.0	
1				14	21.58	22.0±1	2.0	
8				0	21.73	22.0±1	2.0	
8				4	21.39	22.0±1	2.0	
8				9	21.14	22.0±1	2.0	
15				0	21.34	22.0±1	2.0	

BW(MHz)	Ch	Freq(MHz)	Mode	UL RB Allocation	UL RB Offset	Average Power (dbm)	Tune up limited(dBm)	MPR (dB)
5MHz	19975	1712.5	QPSK	1	0	24.58	24.0±1	0
				1	49	24.21	24.0±1	0
				1	99	24.12	24.0±1	0
				12	0	23.65	23.0±1	1.0
				12	24	23.33	23.0±1	1.0
				12	49	23.19	23.0±1	1.0
				25	0	23.33	23.0±1	1.0
			16QAM	1	0	23.61	23.0±1	1.0
				1	49	23.08	23.0±1	1.0
				1	99	23.04	23.0±1	1.0
				12	0	22.59	22.0±1	2.0
				12	24	22.32	22.0±1	2.0
				12	49	22.19	22.0±1	2.0
				25	0	22.44	22.0±1	2.0
	20175	1732.5	QPSK	1	0	23.65	23.0±1	1.0
				1	49	23.31	23.0±1	1.0
				1	99	23.1	23.0±1	1.0
				12	0	22.15	22.0±1	2.0
				12	24	22.22	22.0±1	2.0
				12	49	22.55	22.0±1	2.0
				25	0	22.27	22.0±1	2.0
			16QAM	1	0	22.75	22.0±1	2.0
				1	49	22.5	22.0±1	2.0
				1	99	22.84	22.0±1	2.0
				12	0	22.25	22.0±1	2.0
				12	24	22.33	22.0±1	2.0
				12	49	22.28	22.0±1	2.0
				25	0	22.14	22.0±1	2.0
	20375	1752.5	QPSK	1	0	23.68	23.0±1	1.0
				1	49	23.86	23.0±1	1.0
				1	99	23.56	23.0±1	1.0
				12	0	22.61	22.0±1	2.0
				12	24	22.39	22.0±1	2.0
				12	49	22.53	22.0±1	2.0
				25	0	22.05	22.0±1	2.0
			16QAM	1	0	22.75	22.0±1	2.0
1				49	22.53	22.0±1	2.0	
1				99	22.88	22.0±1	2.0	
12				0	22.65	22.0±1	2.0	
12				24	22.06	22.0±1	2.0	
12				49	22.66	22.0±1	2.0	
25				0	22.07	22.0±1	2.0	

BW(MHz)	Ch	Freq(MHz)	Mode	UL RB Allocation	UL RB Offset	Average Power (dbm)	Tune up limited(dBm)	MPR (dB)
10MHz	20000	1715	QPSK	1	0	24.45	24.0±1	0
				1	49	24.23	24.0±1	0
				1	99	24.17	24.0±1	0
				25	0	23.57	23.0±1	1.0
				25	24	23.6	23.0±1	1.0
				25	49	23.45	23.0±1	1.0
				50	0	22.55	23.0±1	1.0
			16QAM	1	0	23.11	23.0±1	1.0
				1	49	23.38	23.0±1	1.0
				1	99	23	23.0±1	1.0
				25	0	22.66	22.0±1	2.0
				25	24	22.71	22.0±1	2.0
				25	49	22.58	22.0±1	2.0
				50	0	22.15	22.0±1	2.0
	20175	1732.5	QPSK	1	0	23.54	23.0±1	1.0
				1	49	23.18	23.0±1	1.0
				1	99	23.85	23.0±1	1.0
				25	0	22.72	22.0±1	2.0
				25	24	22.11	22.0±1	2.0
				25	49	22.47	22.0±1	2.0
				50	0	22.1	22.0±1	2.0
			16QAM	1	0	22.63	22.0±1	2.0
				1	49	22.69	22.0±1	2.0
				1	99	22.88	22.0±1	2.0
				25	0	22.05	22.0±1	2.0
				25	24	22.15	22.0±1	2.0
				25	49	22.21	22.0±1	2.0
				50	0	22.16	22.0±1	2.0
	20350	1750	QPSK	1	0	23.05	23.0±1	1.0
				1	49	23.47	23.0±1	1.0
				1	99	23.44	23.0±1	1.0
				25	0	22.71	22.0±1	2.0
				25	24	22.58	22.0±1	2.0
				25	49	22.78	22.0±1	2.0
				50	0	22.43	22.0±1	2.0
			16QAM	1	0	22.98	22.0±1	2.0
1				49	22.45	22.0±1	2.0	
1				99	22.46	22.0±1	2.0	
25				0	22.2	22.0±1	2.0	
25				24	21.69	22.0±1	2.0	
25				49	21.92	22.0±1	2.0	
50				0	21.53	22.0±1	2.0	

BW(MHz)	Ch	Freq(MHz)	Mode	UL RB Allocation	UL RB Offset	Average Power (dbm)	Tune up limited(dBm)	MPR (dB)
15MHz	20025	1717.5	QPSK	1	0	24.33	24.0±1	0
				1	49	24.6	24.0±1	0
				1	99	24.36	24.0±1	0
				36	0	23.71	23.0±1	1.0
				36	24	23.69	23.0±1	1.0
				36	49	23.87	23.0±1	1.0
				75	0	22.76	23.0±1	1.0
			16QAM	1	0	23.12	23.0±1	1.0
				1	49	23.52	23.0±1	1.0
				1	99	23.36	23.0±1	1.0
				36	0	22.79	22.0±1	2.0
				36	24	22.79	22.0±1	2.0
				36	49	22.45	22.0±1	2.0
				75	0	21.9	22.0±1	2.0
	20175	1732.5	QPSK	1	0	24.52	24.0±1	0
				1	49	24	24.0±1	0
				1	99	24.3	24.0±1	0
				36	0	23.42	23.0±1	1.0
				36	24	22.94	23.0±1	1.0
				36	49	23.31	23.0±1	1.0
				75	0	22.97	23.0±1	1.0
			16QAM	1	0	23.1	23.0±1	1.0
				1	49	23.21	23.0±1	1.0
				1	99	22.84	23.0±1	1.0
				36	0	22.56	22.0±1	2.0
				36	24	22.69	22.0±1	2.0
				36	49	22.67	22.0±1	2.0
				75	0	22.03	22.0±1	2.0
	20325	1747.5	QPSK	1	0	23.89	23.0±1	1.0
				1	49	23.74	23.0±1	1.0
1				99	23.54	23.0±1	1.0	
36				0	22.51	22.0±1	2.0	
36				24	22.77	22.0±1	2.0	
36				49	22.44	22.0±1	2.0	
75				0	22.18	22.0±1	2.0	
16QAM			1	0	23.03	23.0±1	1.0	
			1	49	23.22	23.0±1	1.0	
			1	99	23.14	23.0±1	1.0	
			36	0	22.51	22.0±1	2.0	
			36	24	22.76	22.0±1	2.0	
			36	49	22.96	22.0±1	2.0	
			75	0	22.49	22.0±1	2.0	

BW(MHz)	Ch	Freq(MHz)	Mode	UL RB Allocation	UL RB Offset	Average Power (dbm)	Tune up limited(dBm)	MPR (dB)
20MHz	20050	1720	QPSK	1	0	24.18	24.0±1	0
				1	49	24.38	24.0±1	0
				1	99	24.42	24.0±1	0
				50	0	23.81	23.0±1	1.0
				50	24	23.96	23.0±1	1.0
				50	49	23.82	23.0±1	1.0
			16QAM	100	0	23.2	23.0±1	1.0
				1	0	23.63	23.0±1	1.0
				1	49	23.34	23.0±1	1.0
				1	99	23.72	23.0±1	1.0
				50	0	22.83	22.0±1	2.0
				50	24	22.65	22.0±1	2.0
				50	49	22.94	22.0±1	2.0
				100	0	22.18	22.0±1	2.0
	20175	1732.5	QPSK	1	0	24.27	24.0±1	0
				1	49	24.39	24.0±1	0
				1	99	24.48	24.0±1	0
				50	0	23.19	23.0±1	1.0
				50	24	23.76	23.0±1	1.0
				50	49	23.68	23.0±1	1.0
			16QAM	100	0	22.89	23.0±1	1.0
				1	0	23.54	23.0±1	1.0
				1	49	23.38	23.0±1	1.0
				1	99	23.58	23.0±1	1.0
				50	0	22.43	22.0±1	2.0
				50	24	22.79	22.0±1	2.0
				50	49	22.75	22.0±1	2.0
				100	0	22.15	22.0±1	2.0
	20300	1745	QPSK	1	0	23.8	23.0±1	1.0
				1	49	23.93	23.0±1	1.0
				1	99	23.88	23.0±1	1.0
				50	0	22.47	22.0±1	2.0
				50	24	22.75	22.0±1	2.0
				50	49	22.19	22.0±1	2.0
			16QAM	100	0	22.33	22.0±1	2.0
				1	0	23.1	23.0±1	1.0
1				49	23.03	23.0±1	1.0	
1				99	23.19	23.0±1	1.0	
50				0	22.45	22.0±1	2.0	
50				24	22.75	22.0±1	2.0	
50				49	22.17	22.0±1	2.0	
100				0	22.38	22.0±1	2.0	

ERP and EIRP**LTE Band 2**

Frequency (MHz)	Receiver Reading (dBμV)	Turn table Angle Degree	RX Antenna		Substituted			Absolute Level (dBm)	Part 24E	
			Height (m)	Polar (H/V)	SG Level (dBm)	Cable (dB)	Antenna Gain (dB)		Limit (dBm)	Margin (dB)
LTE Band 2 Channel 18607 – 1.4MHz – QPSK										
1850.70	77.34	7	2.5	H	3.37	0.31	10.40	13.46	33	-19.54
1850.70	84.01	171	2.5	V	10.73	0.31	10.40	20.82	33	-12.18
LTE Band 2 Channel 18900 – 1.4MHz – QPSK										
1880.00	76.60	45	2.4	H	2.75	0.31	10.40	12.84	33	-20.16
1880.00	84.20	245	1.2	V	11.08	0.31	10.40	21.17	33	-11.83
LTE Band 2 Channel 19193 – 1.4MHz – QPSK										
1909.30	79.98	14	2.0	H	6.25	0.32	10.40	16.33	33	-16.67
1909.30	84.95	356	2.5	V	11.99	0.32	10.40	22.07	33	-10.93
LTE Band 2 Channel 18607 – 1.4MHz – 16QAM										
1850.70	79.79	218	2.5	H	5.82	0.31	10.40	15.91	33	-17.09
1850.70	84.52	140	1.8	V	11.24	0.31	10.40	21.33	33	-11.67
LTE Band 2 Channel 18900 – 1.4MHz – 16QAM										
1880.00	78.82	42	1.1	H	4.97	0.31	10.40	15.06	33	-17.94
1880.00	84.65	23	1.5	V	11.53	0.31	10.40	21.62	33	-11.38
LTE Band 2 Channel 19193 – 1.4MHz – 16QAM										
1909.30	77.29	249	1.7	H	3.56	0.32	10.40	13.64	33	-19.36
1909.30	84.37	213	2.3	V	11.41	0.32	10.40	21.49	33	-11.51
LTE Band 2 Channel 18615 – 3MHz – QPSK										
1850.70	76.14	68	2.2	H	2.17	0.31	10.40	12.26	33	-20.74
1850.70	84.39	38	2.2	V	11.11	0.31	10.40	21.20	33	-11.80
LTE Band 2 Channel 18900 – 3MHz – QPSK										
1880.00	79.16	142	1.9	H	5.31	0.31	10.40	15.40	33	-17.60
1880.00	84.60	265	2.2	V	11.48	0.31	10.40	21.57	33	-11.43
LTE Band 2 Channel 19185 – 3MHz – QPSK										
1909.30	76.74	252	1.5	H	3.01	0.32	10.40	13.09	33	-19.91
1909.30	84.68	279	1.6	V	11.72	0.32	10.40	21.80	33	-11.20
LTE Band 2 Channel 18615 – 3MHz – 16QAM										
1850.70	79.08	65	2.1	H	5.11	0.31	10.40	15.20	33	-17.80
1850.70	84.85	21	1.5	V	11.57	0.31	10.40	21.66	33	-11.34
LTE Band 2 Channel 18900 – 3MHz – 16QAM										
1880.00	76.59	6	1.1	H	2.74	0.31	10.40	12.83	33	-20.17
1880.00	84.10	303	1.1	V	10.98	0.31	10.40	21.07	33	-11.93
LTE Band 2 Channel 19185 – 3MHz – 16QAM										
1909.30	79.15	258	2.0	H	5.42	0.32	10.40	15.50	33	-17.50
1909.30	84.42	199	2.0	V	11.46	0.32	10.40	21.54	33	-11.46
LTE Band 2 Channel 18625 – 5MHz – QPSK										
1850.70	77.92	156	1.6	H	3.95	0.31	10.40	14.04	33	-18.96
1850.70	84.13	150	2.4	V	10.85	0.31	10.40	20.94	33	-12.06
LTE Band 2 Channel 18900 – 5MHz – QPSK										
1880.00	78.87	304	2.1	H	5.02	0.31	10.40	15.11	33	-17.89

1880.00	84.28	143	2.5	V	11.16	0.31	10.40	21.25	33	-11.75
LTE Band 2 Channel 19175 – 5MHz – QPSK										
1909.30	77.63	250	1.1	H	3.90	0.32	10.40	13.98	33	-19.02
1909.30	84.97	82	1.5	V	12.01	0.32	10.40	22.09	33	-10.91
LTE Band 2 Channel 18625 – 5MHz – 16QAM										
1850.70	79.61	108	1.1	H	5.64	0.31	10.40	15.73	33	-17.27
1850.70	84.37	271	1.2	V	11.09	0.31	10.40	21.18	33	-11.82
LTE Band 2 Channel 18900 – 5MHz – 16QAM										
1880.00	76.15	222	1.7	H	2.30	0.31	10.40	12.39	33	-20.61
1880.00	84.01	357	2.2	V	10.89	0.31	10.40	20.98	33	-12.02
LTE Band 2 Channel 19175 – 5MHz – 16QAM										
1909.30	76.46	177	1.4	H	2.73	0.32	10.40	12.81	33	-20.19
1909.30	84.40	151	1.5	V	11.44	0.32	10.40	21.52	33	-11.48
LTE Band 2 Channel 18650 – 10MHz – QPSK										
1850.70	78.29	277	1.1	H	4.32	0.31	10.40	14.41	33	-18.59
1850.70	84.29	246	1.3	V	11.01	0.31	10.40	21.10	33	-11.90
LTE Band 2 Channel 18900 – 10MHz – QPSK										
1880.00	79.76	3	1.3	H	5.91	0.31	10.40	16.00	33	-17.00
1880.00	84.09	333	2.3	V	10.97	0.31	10.40	21.06	33	-11.94
LTE Band 2 Channel 19150 – 10MHz – QPSK										
1909.30	78.69	359	1.9	H	4.96	0.32	10.40	15.04	33	-17.96
1909.30	84.91	323	2.2	V	11.95	0.32	10.40	22.03	33	-10.97
LTE Band 2 Channel 18650 – 10MHz – 16QAM										
1850.70	78.85	132	1.3	H	4.88	0.31	10.40	14.97	33	-18.03
1850.70	84.67	16	2.1	V	11.39	0.31	10.40	21.48	33	-11.52
LTE Band 2 Channel 18900 – 10MHz – 16QAM										
1880.00	78.79	290	1.8	H	4.94	0.31	10.40	15.03	33	-17.97
1880.00	84.08	278	1.4	V	10.96	0.31	10.40	21.05	33	-11.95
LTE Band 2 Channel 19150 – 10MHz – 16QAM										
1909.30	77.95	268	1.7	H	4.22	0.32	10.40	14.30	33	-18.70
1909.30	84.18	91	2.0	V	11.22	0.32	10.40	21.30	33	-11.70
LTE Band 2 Channel 18675 – 15MHz – QPSK										
1850.70	78.05	85	2.0	H	4.08	0.31	10.40	14.17	33	-18.83
1850.70	84.79	140	1.7	V	11.51	0.31	10.40	21.60	33	-11.40
LTE Band 2 Channel 18900 – 15MHz – QPSK										
1880.00	77.78	243	2.0	H	3.93	0.31	10.40	14.02	33	-18.98
1880.00	84.91	154	2.4	V	11.79	0.31	10.40	21.88	33	-11.12
LTE Band 2 Channel 19125 – 15MHz – QPSK										
1909.30	77.46	55	1.2	H	3.73	0.32	10.40	13.81	33	-19.19
1909.30	84.50	283	1.6	V	11.54	0.32	10.40	21.62	33	-11.38
LTE Band 2 Channel 18675 – 15MHz – 16QAM										
1850.70	77.91	225	1.8	H	3.94	0.31	10.40	14.03	33	-18.97
1850.70	84.34	254	1.4	V	11.06	0.31	10.40	21.15	33	-11.85
LTE Band 2 Channel 18900 – 15MHz – 16QAM										
1880.00	77.44	314	1.5	H	3.59	0.31	10.40	13.68	33	-19.32
1880.00	84.44	19	2.1	V	11.32	0.31	10.40	21.41	33	-11.59
LTE Band 2 Channel 19125 – 15MHz – 16QAM										
1909.30	77.06	121	1.1	H	3.33	0.32	10.40	13.41	33	-19.59

1909.30	84.85	297	2.2	V	11.89	0.32	10.40	21.97	33	-11.03
LTE Band 2 Channel 18700 – 20MHz – QPSK										
1850.70	78.12	216	1.2	H	4.15	0.31	10.40	14.24	33	-18.76
1850.70	84.80	309	1.8	V	11.52	0.31	10.40	21.61	33	-11.39
LTE Band 2 Channel 18900 – 20MHz – QPSK										
1880.00	76.09	335	1.3	H	2.24	0.31	10.40	12.33	33	-20.67
1880.00	84.57	61	2.3	V	11.45	0.31	10.40	21.54	33	-11.46
LTE Band 2 Channel 19100 – 20MHz – QPSK										
1909.30	79.38	45	1.0	H	5.65	0.32	10.40	15.73	33	-17.27
1909.30	84.86	246	1.7	V	11.90	0.32	10.40	21.98	33	-11.02
LTE Band 2 Channel 18670 – 20MHz – 16QAM										
1850.70	79.61	18	1.2	H	5.64	0.31	10.40	15.73	33	-17.27
1850.70	84.28	40	2.2	V	11.00	0.31	10.40	21.09	33	-11.91
LTE Band 2 Channel 18900 – 20MHz – 16QAM										
1880.00	78.20	74	2.5	H	4.35	0.31	10.40	14.44	33	-18.56
1880.00	84.16	93	2.1	V	11.04	0.31	10.40	21.13	33	-11.87
LTE Band 2 Channel 19100 – 20MHz – 16QAM										
1909.30	79.11	138	1.4	H	5.38	0.32	10.40	15.46	33	-17.54
1909.30	84.17	273	1.9	V	11.21	0.32	10.40	21.29	33	-11.71

LTE Band 4

Frequency (MHz)	Receiver Reading (dBμV)	Turn table Angle Degree	RX Antenna		Substituted			Absolute Level (dBm)	Part 27	
			Height (m)	Polar (H/V)	SG Level (dBm)	Cable (dB)	Antenna Gain (dB)		Limit (dBm)	Margin (dB)
LTE Band 4 Channel 19957 – 1.4MHz – QPSK										
1710.70	77.84	325	2.3	H	3.73	0.30	9.40	12.83	30	-17.17
1710.70	84.58	17	2.3	V	11.05	0.30	9.40	20.15	30	-9.85
LTE Band 4 Channel 20175 – 1.4MHz – QPSK										
1710.70	77.29	117	1.6	H	3.18	0.30	9.40	12.28	30	-17.72
1710.70	84.99	21	1.3	V	11.46	0.30	9.40	20.56	30	-9.44
LTE Band 4 Channel 20393 – 1.4MHz – QPSK										
1732.50	76.76	167	1.7	H	2.65	0.30	9.40	11.75	30	-18.25
1732.50	84.75	62	1.4	V	11.22	0.30	9.40	20.32	30	-9.68
LTE Band 4 Channel 19957 – 1.4MHz – 16QAM										
1754.30	78.34	183	1.0	H	4.23	0.30	9.40	13.33	30	-16.67
1754.30	84.74	175	2.3	V	11.21	0.30	9.40	20.31	30	-9.69
LTE Band 4 Channel 20175 – 1.4MHz – 16QAM										
1710.70	77.02	292	1.7	H	2.91	0.30	9.40	12.01	30	-17.99
1710.70	84.91	152	2.0	V	11.38	0.30	9.40	20.48	30	-9.52
LTE Band 4 Channel 20393 – 1.4MHz – 16QAM										
1732.50	79.99	294	2.3	H	5.88	0.30	9.40	14.98	30	-15.02
1732.50	84.06	73	2.0	V	10.53	0.30	9.40	19.63	30	-10.37
LTE Band 4 Channel 19965 – 3MHz – QPSK										
1754.30	76.39	286	1.7	H	2.28	0.30	9.40	11.38	30	-18.62
1754.30	84.83	263	1.4	V	11.30	0.30	9.40	20.40	30	-9.60
LTE Band 4 Channel 20175 – 3MHz – QPSK										
1710.70	79.54	65	1.5	H	5.43	0.30	9.40	14.53	30	-15.47

1710.70	84.71	36	1.4	V	11.18	0.30	9.40	20.28	30	-9.72
LTE Band 4 Channel 20385 – 3MHz – QPSK										
1732.50	77.13	208	1.3	H	3.02	0.30	9.40	12.12	30	-17.88
1732.50	84.55	85	2.0	V	11.02	0.30	9.40	20.12	30	-9.88
LTE Band 4 Channel 19965 – 3MHz – 16QAM										
1754.30	79.94	342	1.3	H	5.83	0.30	9.40	14.93	30	-15.07
1754.30	84.62	49	2.1	V	11.09	0.30	9.40	20.19	30	-9.81
LTE Band 4 Channel 20175 – 3MHz – 16QAM										
1710.70	79.85	84	1.2	H	5.74	0.30	9.40	14.84	30	-15.16
1710.70	84.67	232	1.1	V	11.14	0.30	9.40	20.24	30	-9.76
LTE Band 4 Channel 20385 – 3MHz – 16QAM										
1732.50	78.24	84	1.0	H	4.13	0.30	9.40	13.23	30	-16.77
1732.50	84.91	105	1.1	V	11.38	0.30	9.40	20.48	30	-9.52
LTE Band 4 Channel 19975 – 5MHz – QPSK										
1754.30	78.64	133	2.2	H	4.53	0.30	9.40	13.63	30	-16.37
1754.30	84.68	81	2.3	V	11.15	0.30	9.40	20.25	30	-9.75
LTE Band 4 Channel 20175 – 5MHz – QPSK										
1732.50	77.69	315	1.4	H	3.58	0.31	10.40	13.67	30	-16.33
1732.50	84.37	340	2.3	V	10.84	0.31	10.40	20.93	30	-9.07
LTE Band 4 Channel 20375 – 5MHz – QPSK										
1752.50	79.15	5	2.0	H	5.04	0.32	10.40	15.12	30	-14.88
1752.50	84.32	180	1.2	V	10.79	0.32	10.40	20.87	30	-9.13
LTE Band 4 Channel 19975 – 5MHz – 16QAM										
1712.50	78.01	283	1.7	H	3.90	0.31	10.40	13.99	30	-16.01
1712.50	84.50	180	1.8	V	10.97	0.31	10.40	21.06	30	-8.94
LTE Band 4 Channel 20175 – 5MHz – 16QAM										
1732.50	79.41	237	1.2	H	5.30	0.31	10.40	15.39	30	-14.61
1732.50	84.59	145	2.1	V	11.06	0.31	10.40	21.15	30	-8.85
LTE Band 4 Channel 20375 – 5MHz – 16QAM										
1752.50	76.13	343	1.8	H	2.02	0.32	10.40	12.10	30	-17.90
1752.50	84.49	20	1.8	V	10.96	0.32	10.40	21.04	30	-8.96
LTE Band 4 Channel 20000 – 10MHz – QPSK										
1715.00	76.71	183	1.6	H	2.60	0.31	10.40	12.69	30	-17.31
1715.00	84.22	66	2.2	V	10.69	0.31	10.40	20.78	30	-9.22
LTE Band 4 Channel 20175 – 10MHz – QPSK										
1732.50	76.14	245	2.0	H	2.03	0.31	10.40	12.12	30	-17.88
1732.50	84.24	277	1.3	V	10.71	0.31	10.40	20.80	30	-9.20
LTE Band 4 Channel 20350 – 10MHz – QPSK										
1750.00	78.24	115	2.4	H	4.13	0.32	10.40	14.21	30	-15.79
1750.00	84.21	159	2.1	V	10.68	0.32	10.40	20.76	30	-9.24
LTE Band 4 Channel 20000 – 10MHz – 16QAM										
1715.00	76.49	92	1.2	H	2.38	0.31	10.40	12.47	30	-17.53
1715.00	84.68	133	2.0	V	11.15	0.31	10.40	21.24	30	-8.76
LTE Band 4 Channel 20175 – 10MHz – 16QAM										
1732.50	78.92	245	1.2	H	4.81	0.31	10.40	14.90	30	-15.10
1732.50	84.83	170	2.2	V	11.30	0.31	10.40	21.39	30	-8.61
LTE Band 4 Channel 20350 – 10MHz – 16QAM										
1750.00	77.70	166	1.1	H	3.59	0.32	10.40	13.67	30	-16.33

1750.00	84.64	103	2.1	V	11.11	0.32	10.40	21.19	30	-8.81
LTE Band 4 Channel 20025 – 15MHz – QPSK										
1717.50	77.23	229	1.3	H	3.12	0.31	10.40	13.21	30	-16.79
1717.50	84.68	194	1.3	V	11.15	0.31	10.40	21.24	30	-8.76
LTE Band 4 Channel 20175 – 15MHz – QPSK										
1732.50	77.02	136	1.6	H	2.91	0.31	10.40	13.00	30	-17.00
1732.50	84.06	67	2.3	V	10.53	0.31	10.40	20.62	30	-9.38
LTE Band 4 Channel 20325 – 15MHz – QPSK										
1747.50	77.82	340	1.8	H	3.71	0.32	10.40	13.79	30	-16.21
1747.50	84.36	323	2.1	V	10.83	0.32	10.40	20.91	30	-9.09
LTE Band 4 Channel 20025 – 15MHz – 16QAM										
1717.50	78.48	229	1.5	H	4.37	0.31	10.40	14.46	30	-15.54
1717.50	84.63	3	1.3	V	11.10	0.31	10.40	21.19	30	-8.81
LTE Band 4 Channel 20175 – 15MHz – 16QAM										
1732.50	79.47	120	1.6	H	5.36	0.31	10.40	15.45	30	-14.55
1732.50	84.37	224	2.1	V	10.84	0.31	10.40	20.93	30	-9.07
LTE Band 4 Channel 20325 – 15MHz – 16QAM										
1747.50	78.53	192	2.1	H	4.42	0.32	10.40	14.50	30	-15.50
1747.50	84.07	111	1.1	V	10.54	0.32	10.40	20.62	30	-9.38
LTE Band 4 Channel 20050 – 20MHz – QPSK										
1720.00	78.03	247	1.9	H	3.92	0.31	10.40	14.01	30	-15.99
1720.00	84.94	75	1.3	V	11.41	0.31	10.40	21.50	30	-8.50
LTE Band 4 Channel 20175 – 20MHz – QPSK										
1732.50	78.03	317	1.6	H	3.92	0.31	10.40	14.01	30	-15.99
1732.50	84.13	175	1.8	V	10.60	0.31	10.40	20.69	30	-9.31
LTE Band 4 Channel 20300 – 20MHz – QPSK										
1745.00	76.77	265	2.2	H	2.66	0.32	10.40	12.74	30	-17.26
1745.00	84.23	342	1.5	V	10.70	0.32	10.40	20.78	30	-9.22
LTE Band 4 Channel 20050 – 20MHz – 16QAM										
1720.00	76.65	347	1.6	H	2.54	0.31	10.40	12.63	30	-17.37
1720.00	84.44	349	2.1	V	10.91	0.31	10.40	21.00	30	-9.00
LTE Band 4 Channel 20175 – 20MHz – 16QAM										
1732.50	77.33	304	1.0	H	3.22	0.31	10.40	13.31	30	-16.69
1732.50	84.09	260	1.8	V	10.56	0.31	10.40	20.65	30	-9.35
LTE Band 4 Channel 20300 – 20MHz – 16QAM										
1745.00	77.98	171	2.0	H	3.87	0.32	10.40	13.95	30	-16.05
1745.00	84.58	209	2.1	V	11.05	0.32	10.40	21.13	30	-8.87

8 Peak-to-Average Ratio

Test Requirement: 24.232 (d), 27.50(d)

Test Method: N/A

Test Mode: Transmitting

8.1 EUT Operation

Operating Environment :

Temperature: 22.5 °C

Humidit

9 BANDWIDTH

Test Requirement: FCC Part 2.1049, 24.238, 27.53(a)
Test Method: TIA/EIA-603-D:2010
Test Mode: Transmitting

9.1 EUT Operation

Operating Environment :
Temperature: 22.5 °C
Humidit

9.3 Test Result

LTE Band 2 (Part 24E):

BW(MHz)	Channel	Frequency (MHz)	Modulation	99% Occupied Bandwidth (MHz)	26 dB Bandwidth (MHz)
1.4	18607	1850.7	QPSK	1.15	1.33
			16QAM	1.15	1.33
1.4	18900	1880	QPSK	1.15	1.33
			16QAM	1.16	1.33
1.4	19193	1909.3	QPSK	1.16	1.34
			16QAM	1.15	1.34
3	18615	1851.5	QPSK	2.72	2.95
			16QAM	2.72	2.95
3	18900	1880	QPSK	2.73	2.96
			16QAM	2.72	2.96
3	19185	1908.5	QPSK	2.73	2.96
			16QAM	2.72	2.96
5	18625	1852.5	QPSK	4.5	4.83
			16QAM	4.5	4.82
5	18900	1880	QPSK	4.5	4.84
			16QAM	4.49	4.83
5	19175	1907.5	QPSK	4.49	4.82
			16QAM	4.49	4.82
10	18650	1855	QPSK	8.92	9.35
			16QAM	8.91	9.33
10	18900	1880	QPSK	8.91	9.33
			16QAM	8.92	9.32
10	19150	1905	QPSK	8.92	9.36
			16QAM	8.91	9.33
15	18675	1857.5	QPSK	13.35	13.94
			16QAM	13.35	13.91
15	18900	1880	QPSK	13.38	13.88
			16QAM	13.37	13.90

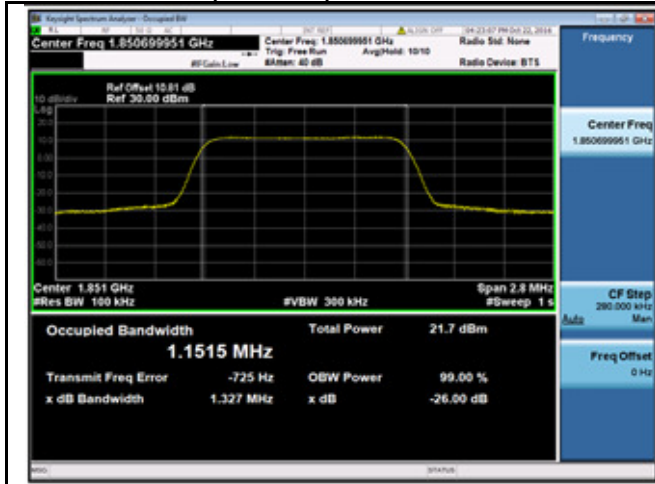
15	19125	1902.5	QPSK	13.38	13.95
			16QAM	13.39	13.94
20	18700	1860	QPSK	17.80	18.36
			16QAM	17.79	18.37
20	18900	1880	QPSK	17.84	18.39
			16QAM	17.83	18.39
20	19100	1900	QPSK	17.85	18.45
			16QAM	17.86	18.47

LTE Band 4 (Part 27):

BW(MHz)	Channel	Frequency (MHz)	Modulation	99% Occupied Bandwidth (MHz)	26 dB Bandwidth (MHz)
1.4	19957	1710.7	QPSK	1.16	1.35
			16QAM	1.15	1.34
1.4	20175	1732.5	QPSK	1.15	1.34
			16QAM	1.15	1.34
1.4	20393	1754.3	QPSK	1.16	1.34
			16QAM	1.15	1.34
3	19965	1711.5	QPSK	2.72	2.99
			16QAM	2.72	2.97
3	20175	1732.5	QPSK	2.73	2.96
			16QAM	2.73	2.96
3	20385	1753.5	QPSK	2.72	2.96
			16QAM	2.72	2.96
5	19975	1712.5	QPSK	4.5	4.87
			16QAM	4.5	4.85
5	20175	1732.5	QPSK	4.5	4.85
			16QAM	4.49	4.85
5	20375	1752.5	QPSK	4.49	4.81
			16QAM	4.49	4.82
10	20000	1715	QPSK	8.92	9.40
			16QAM	8.91	9.38

10	20175	1732.5	QPSK	8.91	9.38
			16QAM	8.92	9.35
10	20350	1750	QPSK	8.91	9.34
			16QAM	8.90	9.35
15	20025	1717.5	QPSK	13.37	13.95
			16QAM	13.36	13.92
15	20175	1732.5	QPSK	13.39	13.91
			16QAM	13.38	13.92
15	20325	1747.5	QPSK	13.35	13.94
			16QAM	13.36	13.88
20	20050	1720	QPSK	17.83	18.37
			16QAM	17.82	18.43
20	20175	1732.5	QPSK	17.86	18.48
			16QAM	17.85	18.46
20	20300	1745	QPSK	17.81	18.44
			16QAM	17.81	18.46

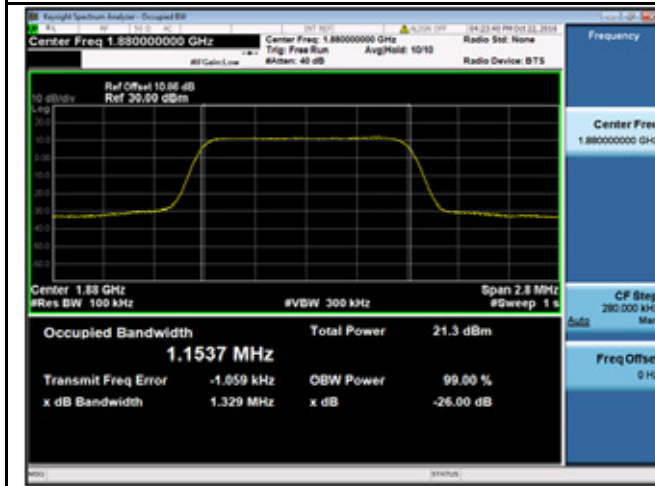
Test Plots
LTE Band 2 (Part 24E)



LTE band 2 - Low CH QPSK-1.4



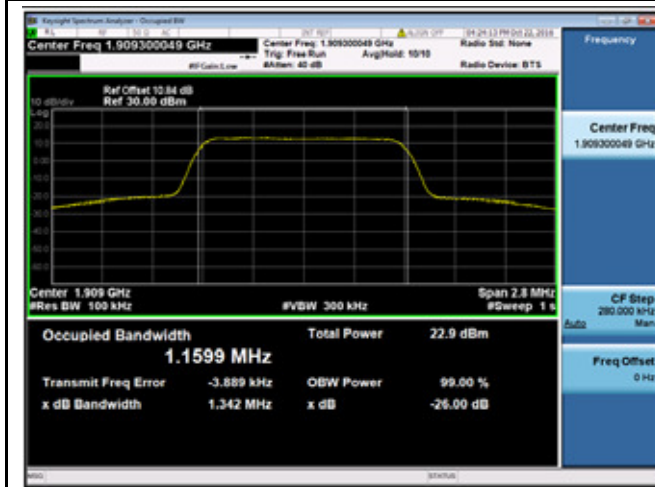
LTE band 2 - Low CH 16QAM-1.4



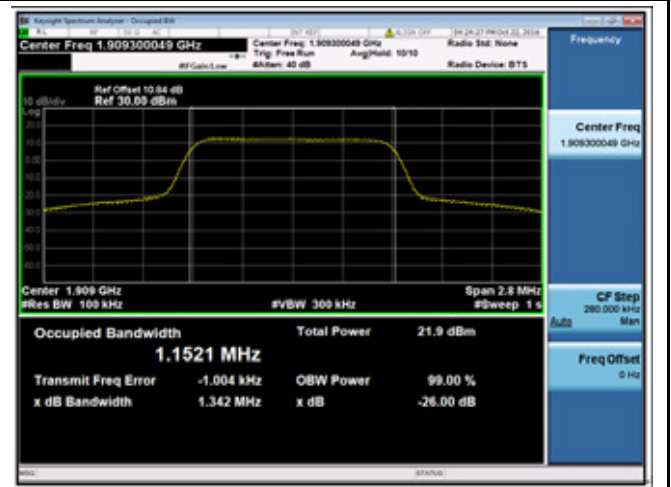
LTE band 2 - Middle CH QPSK-1.4



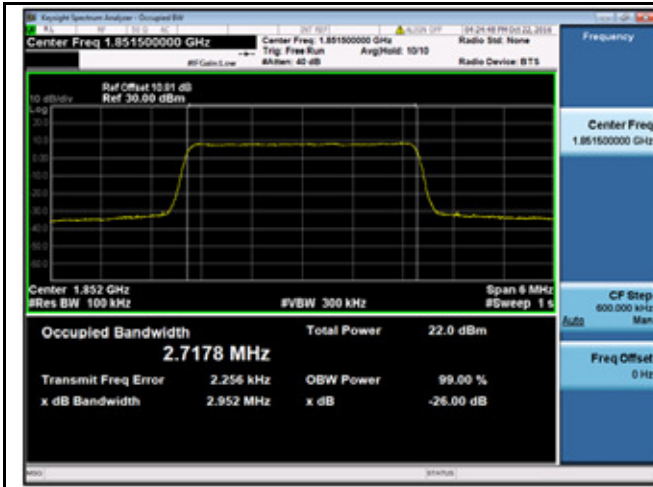
LTE band 2 - Middle CH 16QAM-1.4



LTE band 2 - High CH QPSK-1.4



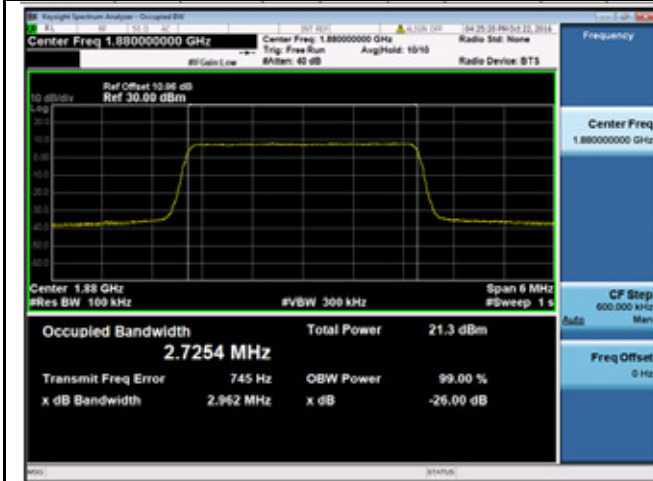
LTE band 2 - High CH 16QAM-1.4



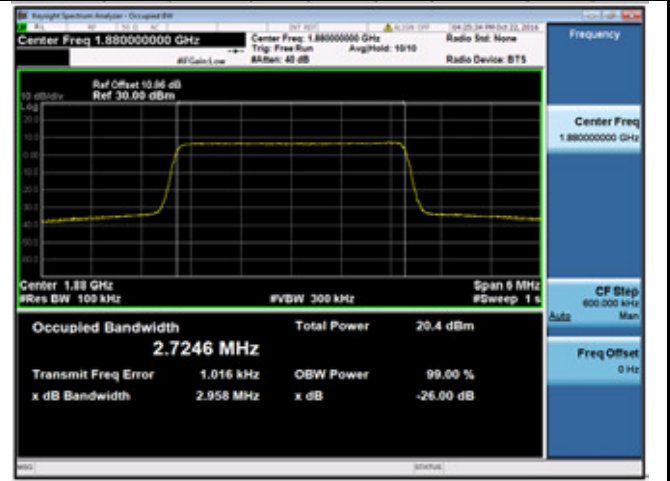
LTE band 2 - Low CH QPSK-3



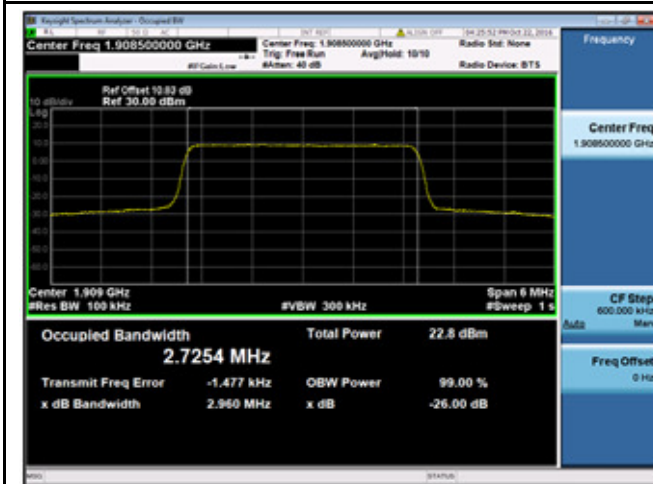
LTE band 2 - Low CH 16QAM-3



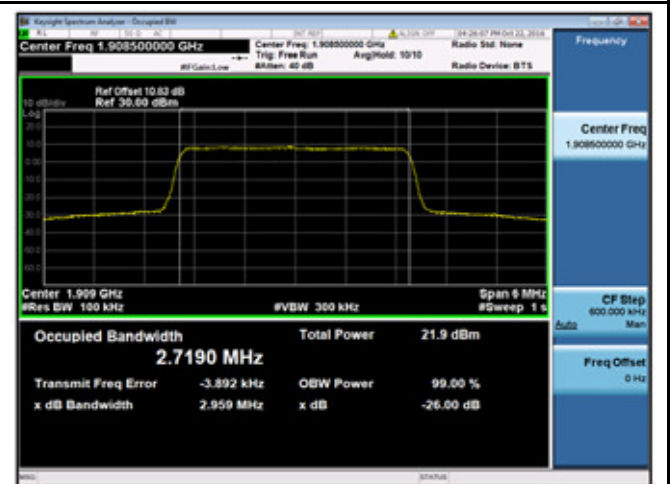
LTE band 2 - Middle CH QPSK-3



LTE band 2 - Middle CH 16QAM-3



LTE band 2 - High CH QPSK-3



LTE band 2 - High CH 16QAM-3



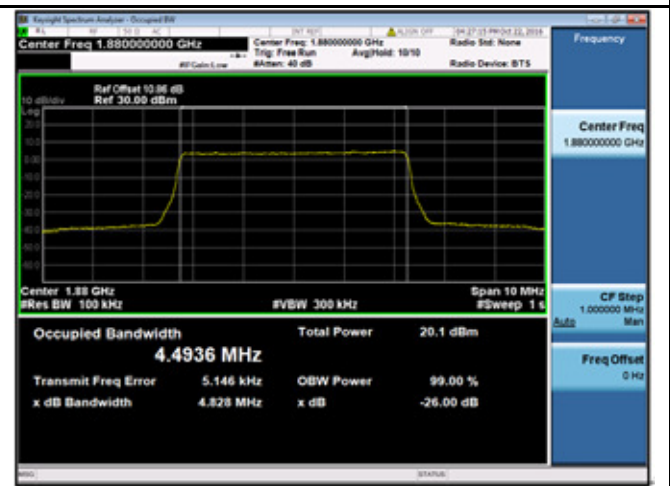
LTE band 2 - Low CH QPSK-5



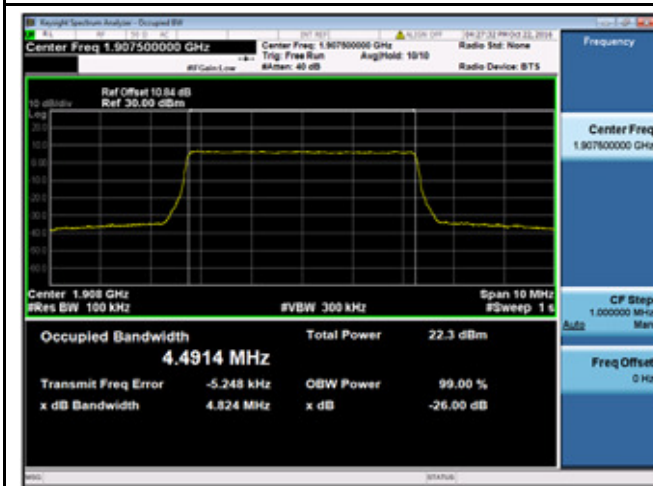
LTE band 2 - Low CH 16QAM-5



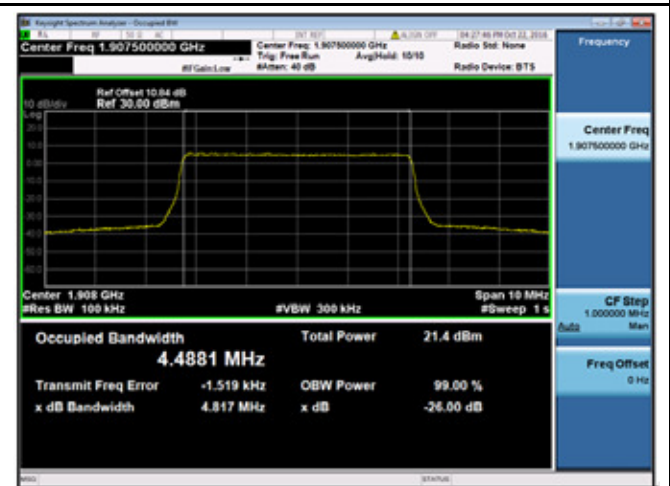
LTE band 2 - Middle CH QPSK-5



LTE band 2 - Middle CH 16QAM-5



LTE band 2 - High CH QPSK-5



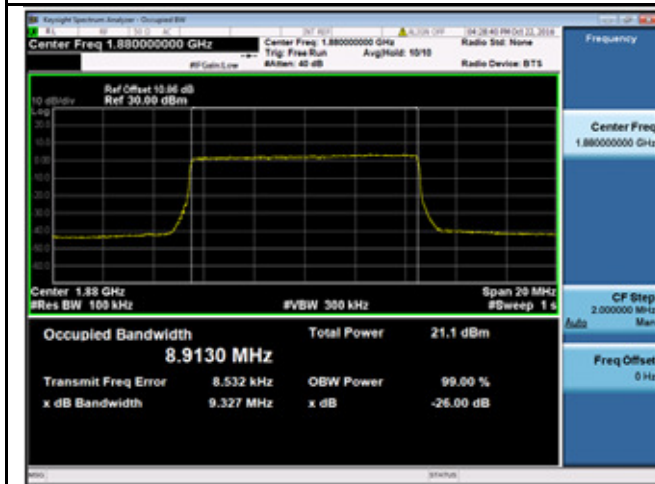
LTE band 2 - High CH 16QAM-5



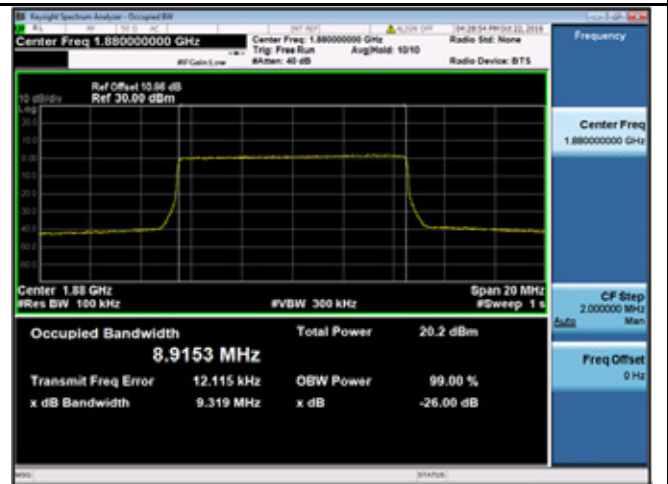
LTE band 2 - Low CH QPSK-10



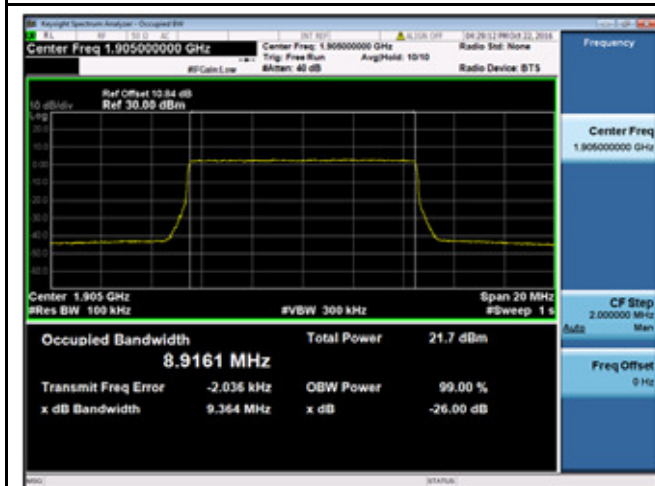
LTE band 2 - Low CH 16QAM-10



LTE band 2 - Middle CH QPSK-10



LTE band 2 - Middle CH 16QAM-10



LTE band 2 - High CH QPSK-10



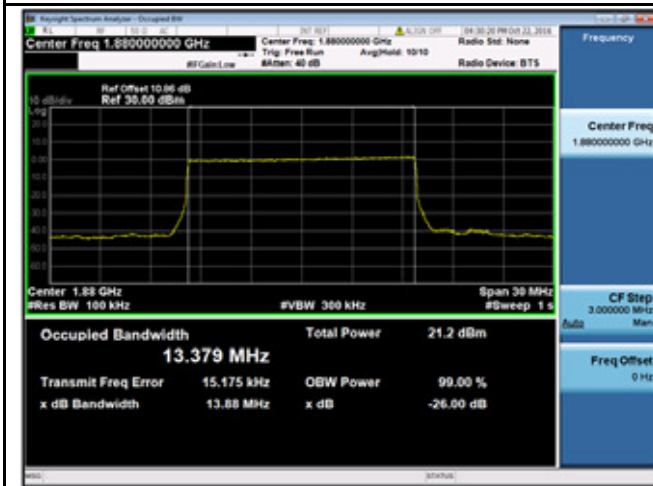
LTE band 2 - High CH 16QAM-10



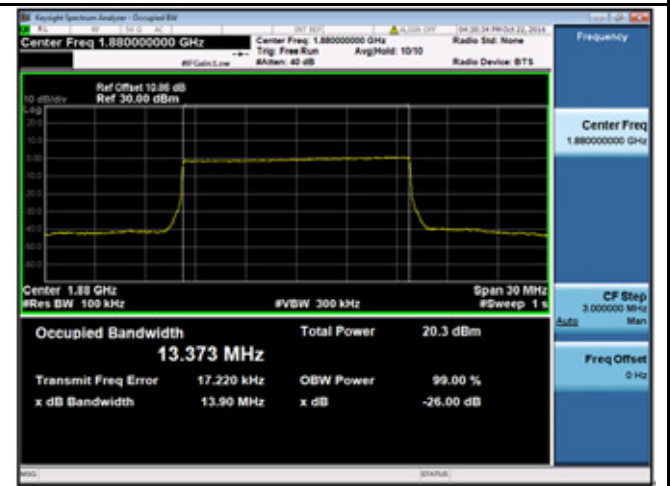
LTE band 2 - Low CH QPSK-15



LTE band 2 - Low CH 16QAM-15



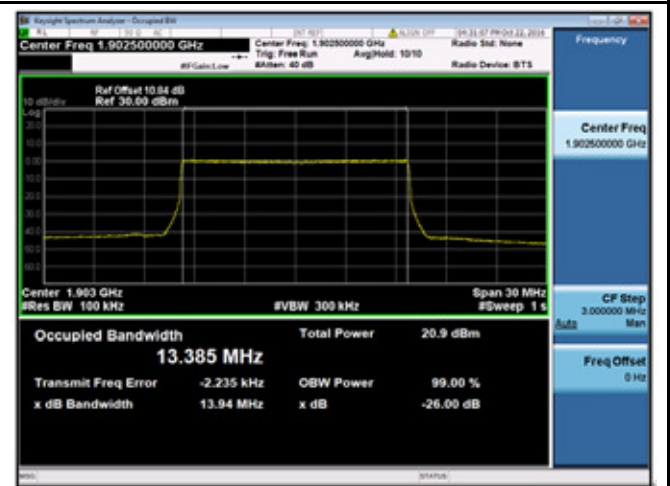
LTE band 2 - Middle CH QPSK-15



LTE band 2 - Middle CH 16QAM-15



LTE band 2 - High CH QPSK-15



LTE band 2 - High CH 16QAM-15



LTE band 2 - Low CH QPSK-20



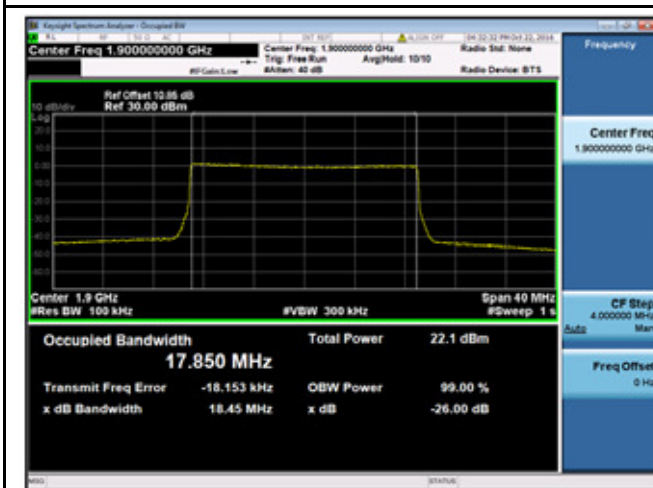
LTE band 2 - Low CH 16QAM-20



LTE band 2 - Middle CH QPSK-20



LTE band 2 - Middle CH 16QAM-20



LTE band 2 - High CH QPSK-20



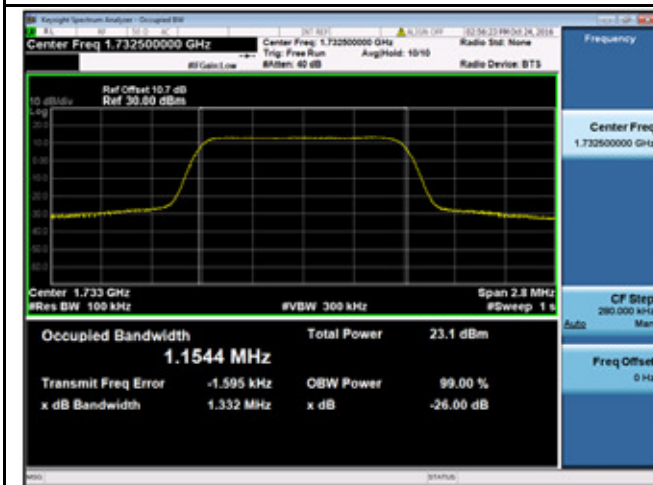
LTE band 2 - High CH 16QAM-20

LTE Band 4 (Part 27)



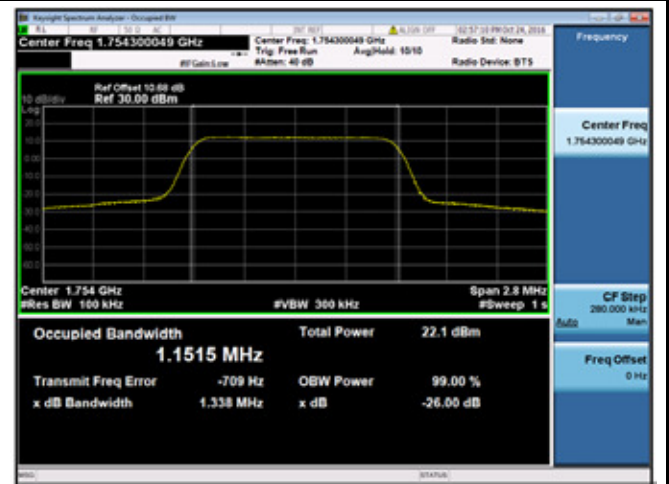
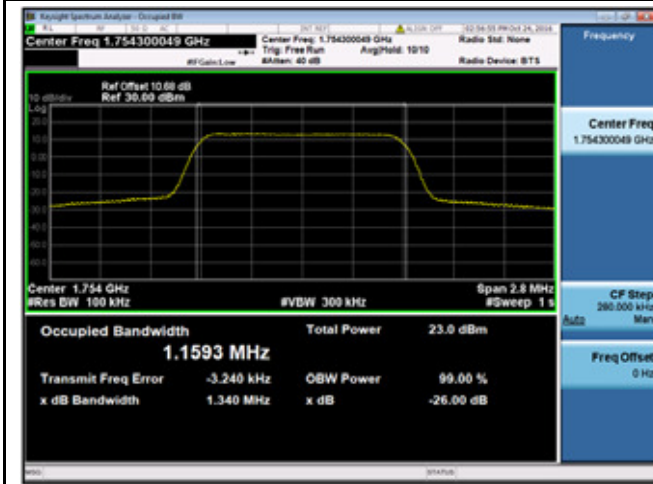
LTE band 4 - Low CH QPSK-1.4

LTE band 4 - Low CH 16QAM-1.4



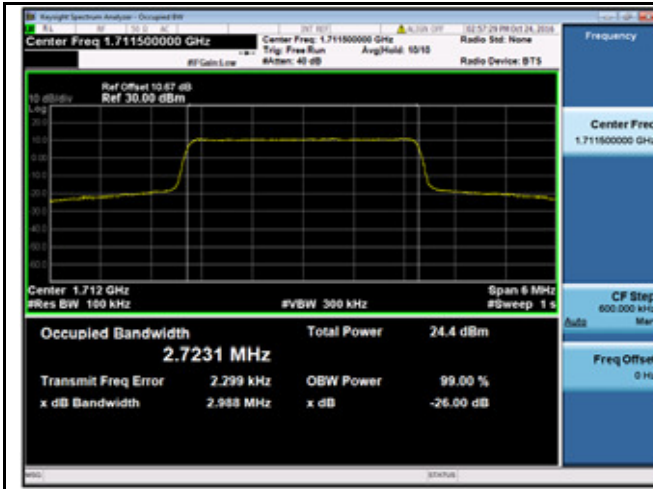
LTE band 4 - Middle CH QPSK-1.4

LTE band 4 - Middle CH 16QAM-1.4

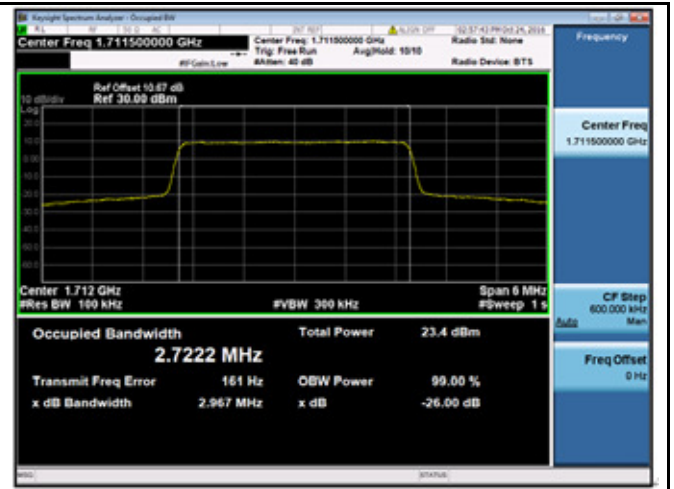


LTE band 4 - High CH QPSK-1.4

LTE band 4 - High CH 16QAM-1.4



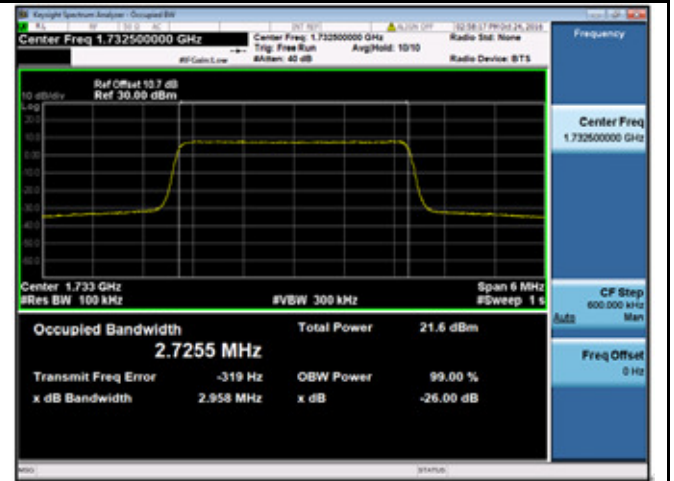
LTE band 4 - Low CH QPSK-3



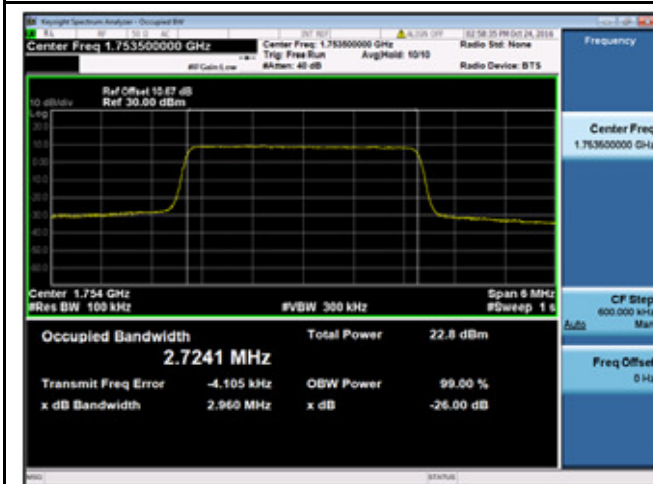
LTE band 4 - Low CH 16QAM-3



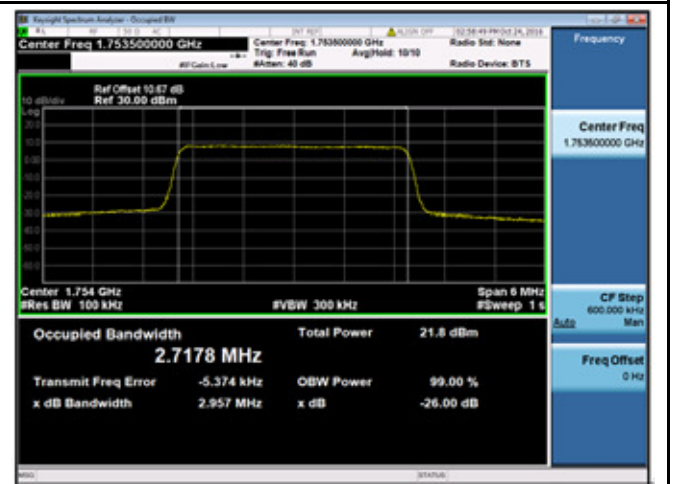
LTE band 4 - Middle CH QPSK-3



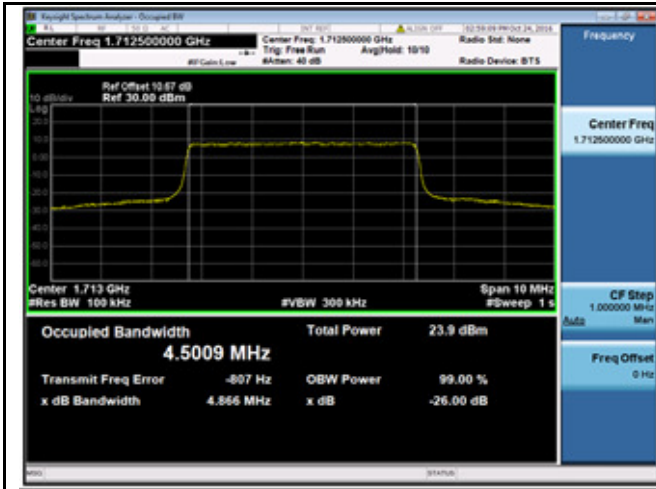
LTE band 4 - Middle CH 16QAM-3



LTE band 4 - High CH QPSK-3



LTE band 4 - High CH 16QAM-3



LTE band 4 - Low CH QPSK-5



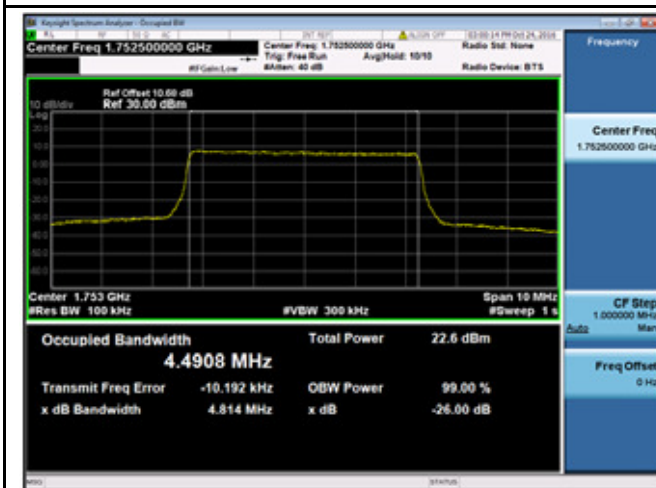
LTE band 4 - Low CH 16QAM-5



LTE band 4 - Middle CH QPSK-5



LTE band 4 - Middle CH 16QAM-5



LTE band 4 - High CH QPSK-5



LTE band 4 - High CH 16QAM-5



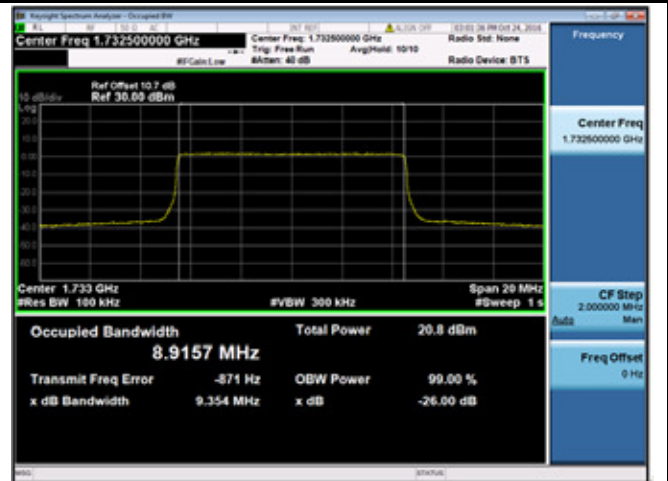
LTE band 4 - Low CH QPSK-10



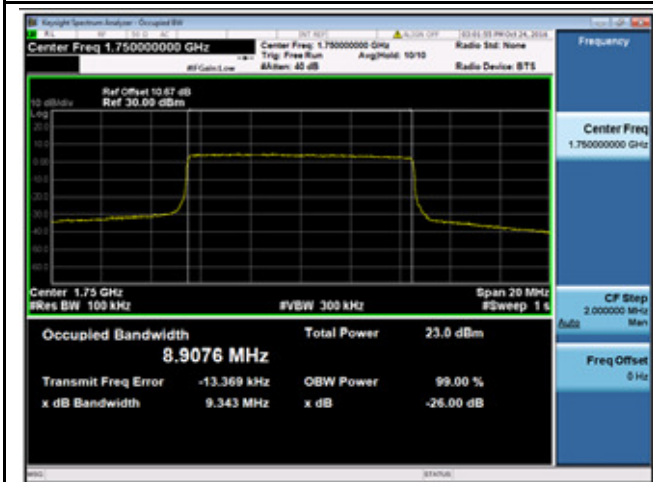
LTE band 4 - Low CH 16QAM-10



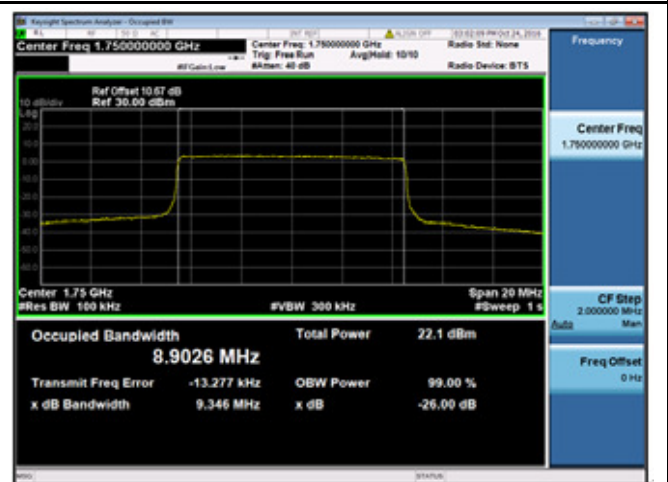
LTE band 4 - Middle CH QPSK-10



LTE band 4 - Middle CH 16QAM-10



LTE band 4 - High CH QPSK-10



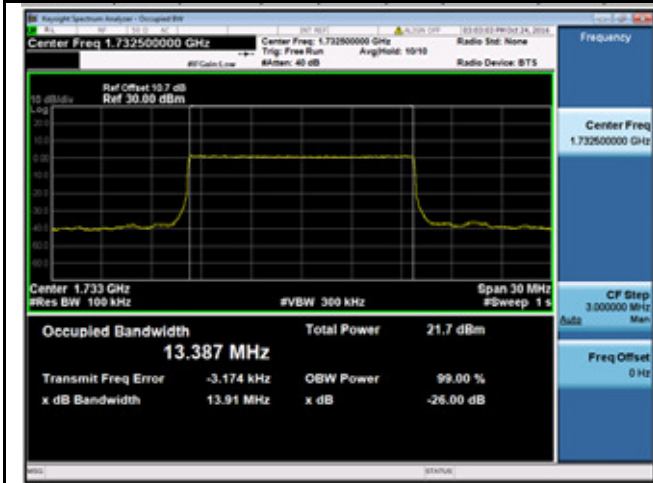
LTE band 4 - High CH 16QAM-10



LTE band 4 - Low CH QPSK-15



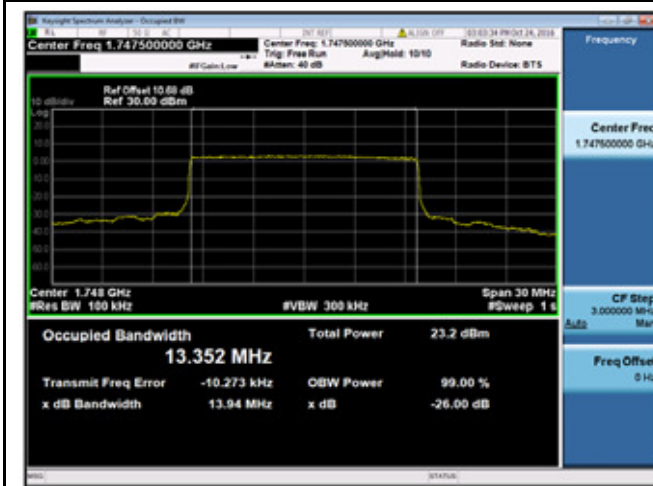
LTE band 4 - Low CH 16QAM-15



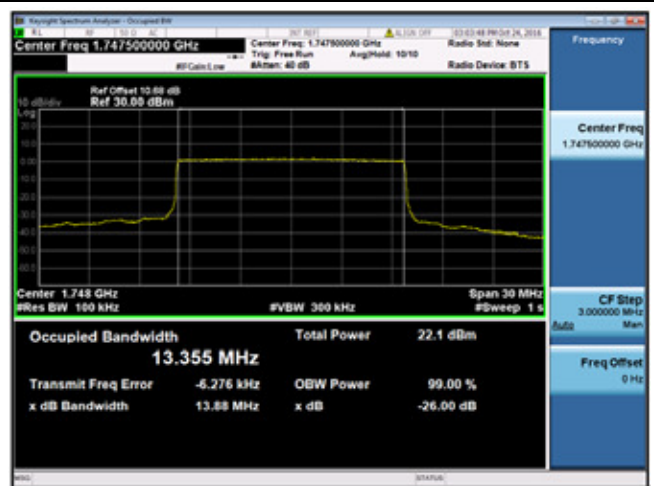
LTE band 4 - Middle CH QPSK-15



LTE band 4 - Middle CH 16QAM-15



LTE band 4 - High CH QPSK-15



LTE band 4 - High CH 16QAM-15



LTE band 4 - Low CH QPSK-20



LTE band 4 - Low CH 16QAM-20



LTE band 4 - Middle CH QPSK-20



LTE band 4 - Middle CH 16QAM-20



LTE band 4 - High CH QPSK-20



LTE band 4 - High CH 16QAM-20

10 SPURIOUS EMISSIONS AT ANTENNA TERMINALS

Test Requirement: FCC Part 2.1051, 24.238(a), 27.53(h)
Test Method: TIA/EIA-603-D:2010
Test Mode: Transmitting

10.1 EUT Operation

Operating Environment :
Temperature: 23.5 °C
Humidit

11 SPURIOUS RADIATED EMISSIONS

Test Requirement: FCC Part 2.1053,24.238, 27.53(h)

Test Method: TIA/EIA-603-D:2010

Test Mode: Transmitting

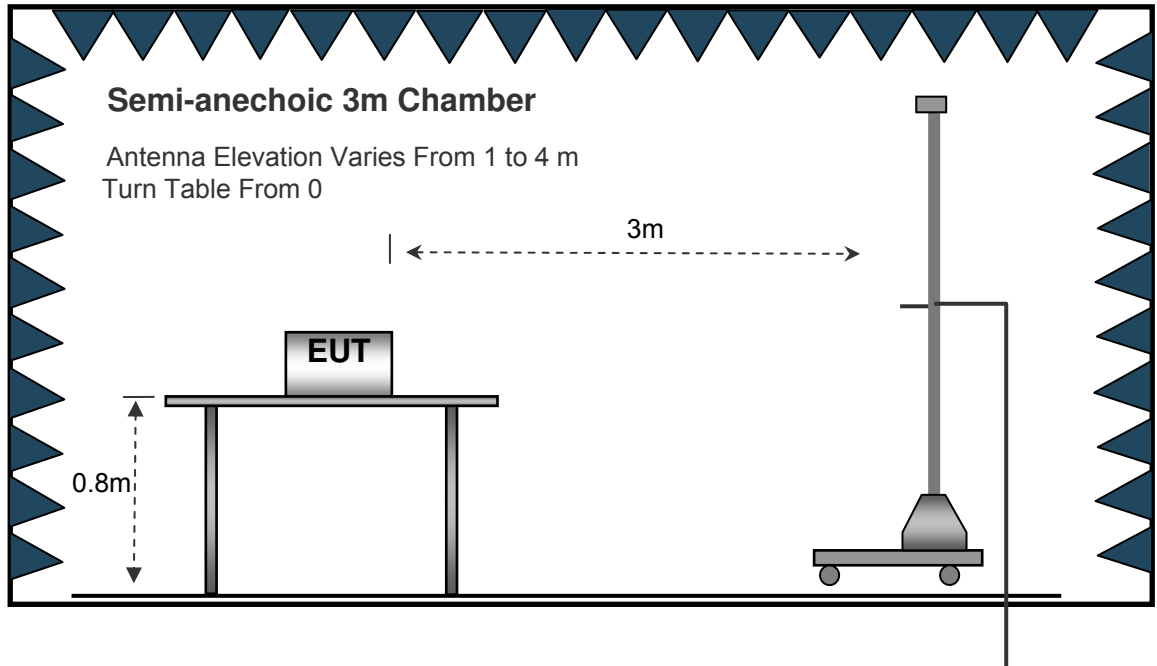
11.1 EUT Operation

Operating Environment :

Temperature: 23.5 °C

Humidit

The test setup for emission measurement above 1 GHz.



11.3 Spectrum Analyzer Setup

30MHz ~ 1GHz

Sweep Speed Auto
 Detector PK
 Resolution Bandwidth..... 100kHz
 Video Bandwidth..... 300kHz

Above 1GHz

Sweep Speed Auto
 Detector PK
 Resolution Bandwidth..... 1MHz
 Video Bandwidth..... 3MHz
 Detector Ave.
 Resolution Bandwidth..... 1MHz
 Video Bandwidth..... 10Hz

11.4 Test Procedure

1. The EUT is placed on a turntable, which is 0.8m above ground plane.
2. The turntable shall be rotated for 360 degrees to determine the position of maximum emission level.
3. EUT is set 3m away from the receiving antenna, which is moved from 1m to 4m to find out the maximum emissions. The spectrum was investigated from 30MHz up to the tenth harmonic of the highest fundamental frequency.
4. Maximum procedure was performed on the six highest emissions to ensure EUT compliance.
5. And also, each emission was to be maximized by changing the polarization of receiving antenna both horizontal and vertical.
6. The radiation measurements are tested under 3-axes(X,Y,Z) position(X denotes lying on the table, Y denotes side stand and Z denotes vertical stand), After pre-test, It was found that the worse radiation emission was get at the X position. So the data shown was the X position only.
7. Remove the EUT and replace it with substitution antenna. A signal generator was connected to the substitution antenna by a non-radiating cable. The absolute levels of the spurious emissions were measured by the substitution.
Spurious emissions in dB = $10 \lg(\text{TXpwr in Watts}/0.001)$ – the absolute level
Spurious attenuation limit in dB = $43 + 10 \text{Log}_{10}(\text{power out in Watts})$
8. Repeat above procedures until the measurements for all frequencies are completed.

11.5 Summary of Test Results

Remark: Test performed from 30MHz to 10th harmonics with low/middle/high channels, only the worst data were recorded.

LTE Band 2

Frequency	Receiver Reading	Turn table Angle	RX Antenna		Substituted			Absolute Level	Result	
			Height	Polar	SG Level	Cable	Antenna Gain		Limit	Margin
(MHz)	(dBμV)	Degree	(m)	(H/V)	(dBm)	(dB)	(dB)	(dBm)	(dBm)	(dB)
LTE BAND 2 Channel 18607										
199.38	45.51	83	1.2	H	-65.00	0.15	0.00	-65.15	-13.00	-52.15
199.38	38.18	26	1.5	V	-69.41	0.15	0.00	-69.56	-13.00	-56.56
3701.40	65.95	266	2.1	H	-45.59	2.37	12.50	-35.46	-13.00	-22.46
3701.40	59.98	224	2.1	V	-49.83	2.37	12.50	-39.70	-13.00	-26.70
5552.10	53.58	70	1.0	H	-56.03	2.86	12.90	-45.99	-13.00	-32.99
5552.10	44.73	26	1.7	V	-64.15	2.86	12.90	-54.11	-13.00	-41.11
LTE BAND 2 Channel 18900										
199.38	45.12	219	2.1	H	-65.39	0.15	0.00	-65.54	-13.00	-52.54
199.38	38.76	213	1.6	V	-68.83	0.15	0.00	-68.98	-13.00	-55.98
3760.00	58.82	172	1.0	H	-52.72	2.37	12.50	-42.59	-13.00	-29.59
3760.00	52.63	181	1.2	V	-57.18	2.37	12.50	-47.05	-13.00	-34.05
5640.00	47.28	33	1.8	H	-62.33	2.86	12.90	-52.29	-13.00	-39.29
5640.00	36.89	128	1.5	V	-71.99	2.86	12.90	-61.95	-13.00	-48.95
LTE BAND 2 Channel 19193										
199.38	44.80	94	1.0	H	-65.71	0.15	0.00	-65.86	-13.00	-52.86
199.38	38.27	29	1.7	V	-69.32	0.15	0.00	-69.47	-13.00	-56.47
3818.60	51.96	56	1.7	H	-58.89	2.37	12.60	-48.66	-13.00	-35.66
3818.60	45.66	23	1.7	V	-63.65	2.37	12.60	-53.42	-13.00	-40.42
5727.90	41.15	213	1.0	H	-68.20	2.86	12.90	-58.16	-13.00	-45.16
5727.90	29.07	181	1.4	V	-79.43	2.86	12.90	-69.39	-13.00	-56.39

LTE Band 4

Frequency	Receiver Reading	Turn table Angle	RX Antenna		Substituted			Absolute Level	Result	
			Height	Polar	SG Level	Cable	Antenna Gain		Limit	Margin
(MHz)	(dBμV)	Degree	(m)	(H/V)	(dBm)	(dB)	(dB)	(dBm)	(dBm)	(dB)
LTE BAND 4 Channel 19957										
199.38	41.34	177	1.4	H	-69.17	0.15	0.00	-69.32	-13.00	-56.32
199.38	29.93	216	2.1	V	-77.66	0.15	0.00	-77.81	-13.00	-64.81
3421.40	65.95	221	1.7	H	-47.10	2.34	12.40	-37.04	-13.00	-24.04
3421.40	59.98	243	1.4	V	-51.17	2.34	12.40	-41.11	-13.00	-28.11
5132.10	53.58	95	1.4	H	-55.83	2.79	12.70	-45.92	-13.00	-32.92
5132.10	44.73	302	1.0	V	-64.04	2.79	12.70	-54.13	-13.00	-41.13
LTE BAND 4 Channel 20175										
199.38	41.11	169	1.8	H	-69.40	0.15	0.00	-69.55	-13.00	-56.55
199.38	30.88	216	1.6	V	-76.71	0.15	0.00	-76.86	-13.00	-63.86
3465.00	58.54	134	2.0	H	-54.51	2.37	12.50	-44.38	-13.00	-31.38
3465.00	53.28	58	1.9	V	-57.87	2.37	12.50	-47.74	-13.00	-34.74
5197.50	46.62	233	1.9	H	-62.79	2.79	12.70	-52.88	-13.00	-39.88
5197.50	38.33	103	1.0	V	-70.44	2.79	12.70	-60.53	-13.00	-47.53
LTE BAND 4 Channel 20393										
199.38	41.26	95	2.2	H	-69.25	0.15	0.00	-69.40	-13.00	-56.40
199.38	30.68	251	1.4	V	-76.91	0.15	0.00	-77.06	-13.00	-64.06
3508.60	52.00	31	2.0	H	-60.64	2.37	12.50	-50.51	-13.00	-37.51
3508.60	47.05	311	1.9	V	-63.68	2.37	12.50	-53.55	-13.00	-40.55
5262.90	38.98	276	2.1	H	-70.60	2.81	12.80	-60.61	-13.00	-47.61
5262.90	31.56	199	2.0	V	-77.24	2.81	12.80	-67.25	-13.00	-54.25

Note: 1) Absolute Level = SG Level - Cable loss + Antenna Gain

2) Margin = Limit- Absolute Level

12 Band Edge Measurement

Test Requirement: FCC Part 2.1051, 24.238(a), 27.53(h)
Test Method: TIA/EIA-603-D:2010
Test Mode: Transmitting

12.1 EUT Operation

Operating Environment :
Temperature: 23.5 °C
Humidit

13 FREQUENCY STABILITY

Test Requirement:	FCC Part 2.1055, 24.235, 27.5(h),27.54
Test Method:	TIA/EIA-603-D:2010
Test Mode:	Transmitting

13.1 EUT Operation

Operating Environment :

Temperature:	22.9 °C
Humidit	

13.3 Test Result

LTE Band 2	
Temperature	Test Frequency:1880.0MHz QPSK 1.4MHz
(

LTE Band 2

Test Frequency: 1880.0MHz QPSK 3MHz

Temperature
(

LTE Band 2

Test Frequency: 1880.0MHz QPSK 5MHz

Temperature
(

LTE Band 2

Test Frequency:1880.0MHz QPSK 10MHz

Temperature
(

LTE Band 2

Test Frequency:1880.0MHz QPSK 15MHz

Temperature

(

LTE Band 2

Test Frequency:1880.0MHz QPSK 20MHz

Temperature
(

LTE Band 4

Test Frequency:1732.5MHz QPSK 1.4MHz

Temperature
(

LTE Band 4

Test Frequency: 1732.5MHz QPSK 3MHz

Temperature
(

LTE Band 4

Test Frequency: 1732.5MHz QPSK 5MHz

Temperature
(

LTE Band 4

Test Frequency:1732.5MHz QPSK 10MHz

Temperature

(

LTE Band 4

Test Frequency:1732.5MHz QPSK 15MHz

Temperature

(

LTE Band 4

Test Frequency: 1732.5MHz QPSK 20MHz

Temperature
(

