

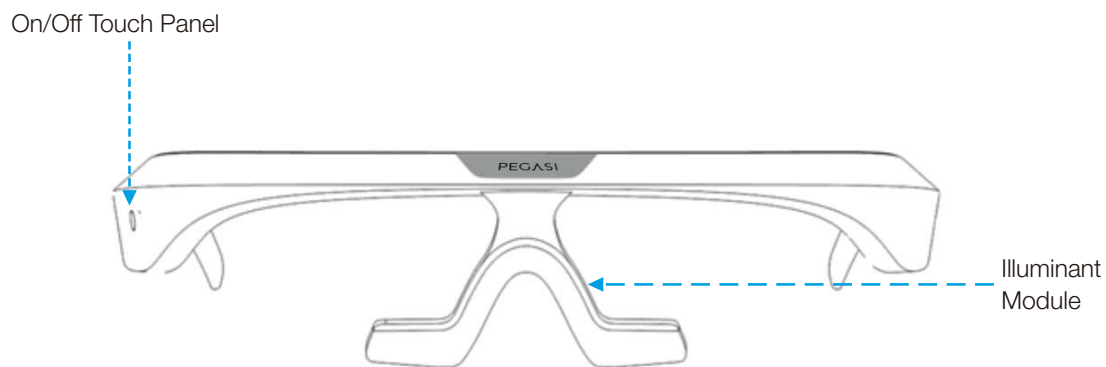
# PEGASI

User Manual

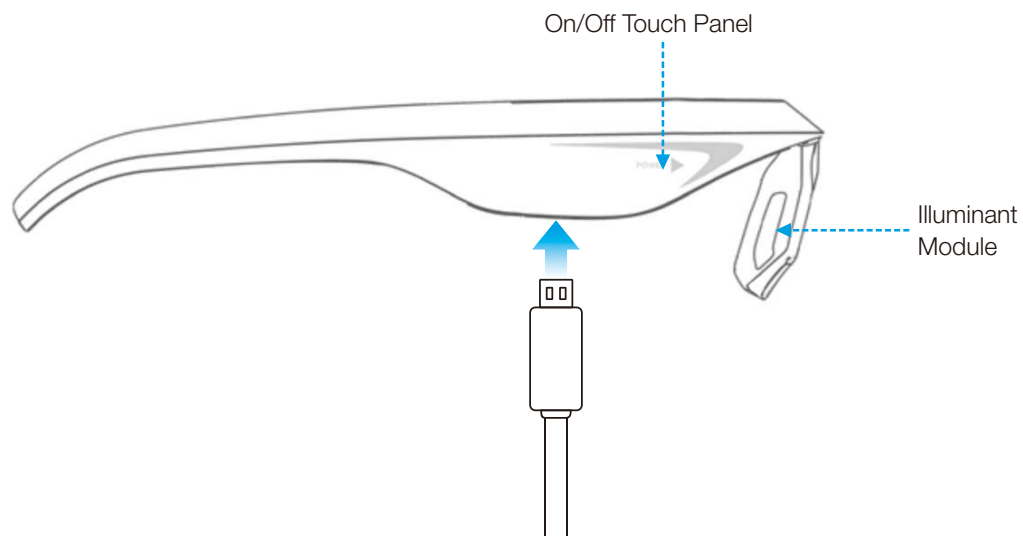
## Product Image

---

product view



Side View



To activate the battery before first time use, please fully charge the PEGASI glasses with the USB cable.

## Getting Started

---

- Put on the PEGASI glasses.
- When off, **double tap** the On/Off Touch Panel to turn on the PEGASI glasses (Light gradually up).
- When on, **double tap** the On/Off Touch Panel to turn off the PEGASI glasses (Light off).




- Please keep eyes open when using the PEGASI glasses.
- PEGASI glasses cannot be turned on when charging.
- The preset sleep quality improving protocol of PEGASI glasses will last for a specific duration (typically 24 mins), and the device will automatically turn off when the protocol ends. To ensure the best result, it is not recommended for users to break the protocol in any circumstances.

## Downloading App

---

For more information and instructions, please search for “PEGASI” in Google Play or in Apple's App Store, or scan the QR code below to download and install the App.



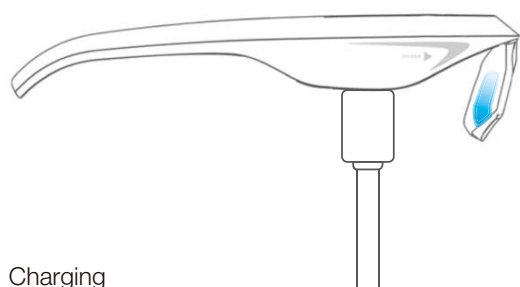
## Connecting PEGASI with App

Tap the On/Off Touch Panel once to activate Bluetooth broadcasting of the PEGASI glasses before connecting it to the App, or follow the instructions on the App.

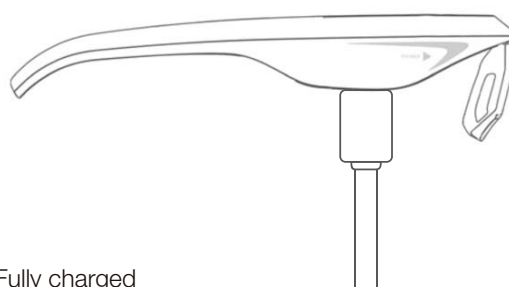


## Charging and Battery Level Indications

- The illuminant module will continuously flash as a breathing light when charging and will stop flashing when fully charged .

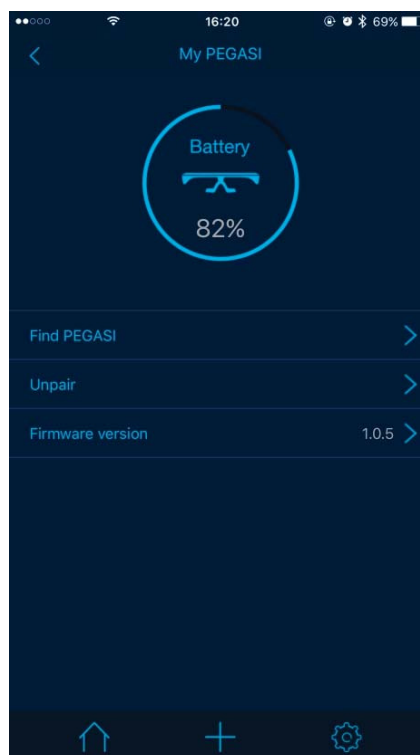


Charging



Fully charged

- When battery low, the illuminant module will **flash quickly** to remind user for charging.
- A full charging process will take appr. 70 mins.
- If the battery level is below the protective threshold, the device will enter a deep sleep mode and will not respond to any user actions. In this case, the device needs to go through a full charging process before using again.
- Accurate battery level can be read from the App.



## Sleep Quality Improving Protocols

Symptom	Usage
<p>Having sleep problems</p> <p>Not able to all asleep within 30 mins, difficult to wake up in the morning, dreaming too much during sleep, inadequate deep sleep, disruption of the circadian rhythm, etc.</p>	<p>It is recommended to use PEGASI glasses for 24 mins between 7 am and 9 am. To ensure better results, please use continuously for at least 7 days for the first time use.</p>
<p>Seasonal affective disorder (SAD), lack of energy during the day, or feeling depressed</p>	<p>Use PEGASI glasses as needed when feeling drowsy, tired, fatigue, hard to concentrate, sluggish, etc. (Select the Energy Boosting Protocol in the App)</p>
<p>Waking up too early in the morning</p>	<p>It is recommended to use PEGASI glasses for 24 mins between 7 pm and 9 pm for seven days. To ensure better results, please use continuously for at least 7 days for the first time use.</p>
<p>On night duty</p>	<p>Use 1 to 2 cycles between 7 pm and 2 am (next day).</p>
<p>Jet lag</p>	<p>Usage varies according to with the actual time zone differences. For more details, please refer to the PEGASI official website or PEGASI App.</p>
<p>Others</p>	<p>Please call: 400-961-8288</p>

### Notice

- PEGASI glasses do not interfere with your daily life, such as office work, reading, sports, dining, driving (except for at night), etc.
- For nearsighted or farsighted users, please wear the PEGASI glasses on top of the regular glasses, making sure that no frame is blocking the light from the illuminant module.
- Do not use PEGASI glasses while wearing tinted glasses including sunglasses.

## Maintenance

---

The product is a smart electronic device. To avoid any damages, please do not let any liquid into the product. If left unused for a long period of time, please make sure it is stored in a cool and dry place, and please discharge and charge it fully once every 3 months.

## Safety Instructions

---

- The product is not suitable for users under age 13.
- It is not recommended to use the product while driving at night. If necessary, please pull over before using.
- For users who have any eye diseases, including but not limited to cataracts, glaucoma, retinal problems, or have had any major eye surgery before, please consult ophthalmologists before using the product.

## Technical Specifications

---

Model: PG16K02

Input Voltage: DC 5.0V

Material: PC+ABS

Input Current: 1000mA

Color: Nero Nemesis

Connection: Bluetooth 4.0

Battery Capacity: 250mAh

Battery Type: Lithium-ion polymer battery



## Product Warranty

---

According to the *Law of the People's Republic of China on the Protection of Consumer Rights and Interests* and the *Law of the People's Republic of China on Product Quality*, the following after-sale services are offered:

1. Within 7 days after signing for the receipt of the product, if any problem listed in the *Troubleshooting Table* occurs, after inspection and confirmation by Icecold After-Sale Service Center, a refund or replacement is offered free of charge.
2. Within 30 days after signing for the receipt of the product, if any problem listed in the *Troubleshooting Table* occurs, a replacement or repairmen service is offered free of charge after inspection and confirmation by Icecold After-Sale Service Center,.
3. Within 12 months after signing for the receipt of the product, if any problem of the main body (excluding the cable and the charger) listed in the *Troubleshooting Table* occurs, a repairmen service is offered free of charge after inspection and confirmation by Icecold After-Sale Service Center,.

### Troubleshooting Table

Part	Troubleshooting
Main Body	<ul style="list-style-type: none"><li>• On/Off Touch Panel failure</li><li>• No light comes out of the illuminant module when turned on</li><li>• Fail to synchronize with specified device</li><li>• Shell damage due to structure or material defect</li></ul>
USB Cable	Fail to charge the glasses
Charger	Fail to charge the glasses

### FCC Caution:

Any Changes or modifications not expressly approved by the party responsible for compliance could void the user's authority to operate the equipment.

This device complies with part 15 of the FCC Rules. Operation is subject to the following two conditions:

- (1) This device may not cause harmful interference, and
- (2) this device must accept any interference received, including interference that may cause undesired operation.

### FCC Radiation Exposure Statement:

This equipment complies with FCC radiation exposure limits set forth for an uncontrolled environment .

This transmitter must not be co-located or operating in conjunction with any other antenna or transmitter.



Shenzhen Qianhai Icecold IT Co., Ltd  
201 Block A, No.1 Qianwan 1st Road, Qianhai Shenzhen-HongKong  
Cooperation Area, Shenzhen, China

Zip: 518057

Tel: 86 755 26607078

Web: [www.pegasiglass.com](http://www.pegasiglass.com)

Shenzhen Qianhai Icecold IT Co., Ltd owns the copyright.

No individual or organization may reproduce, modify or translate any part of the user manual, without Icecold 's written consent.