

Test at TX 2462 MHz

RESULT: Reference Power cond.

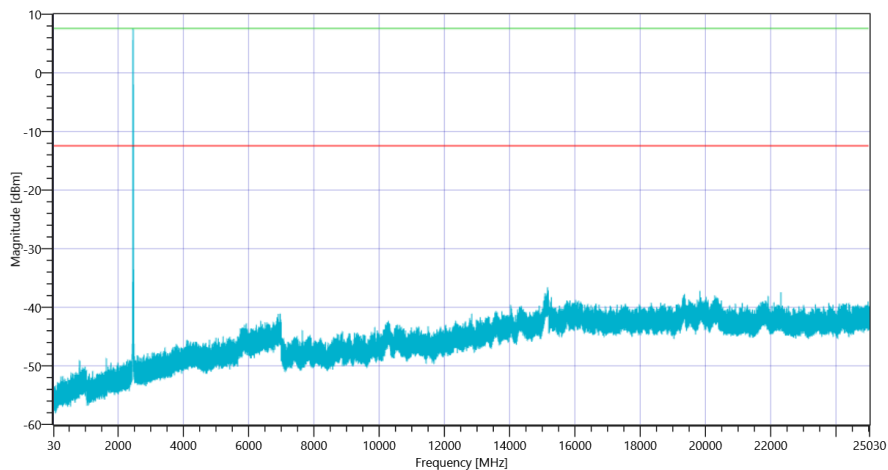
Test Description	Lower Limit	Upper Limit	Measured	Unit	Verdict
Ref. Power 1MHz/1MHz cond.	---	---	11.58	dBm	INFO
Ref. Frequency	---	---	2460.800	MHz	INFO

READ SA SETTINGS:

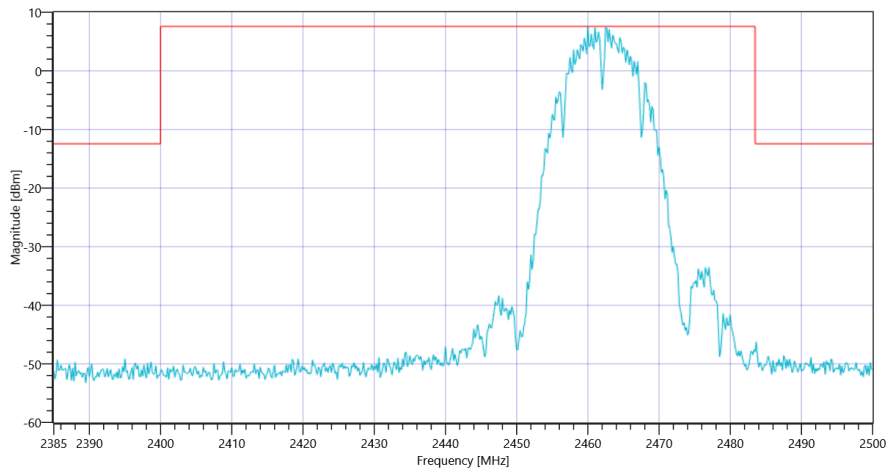
RefLevel [dBm] RefLevelOffset [dB] InpAtt [dB]	11.58 0 30
Start [MHz] Stop [MHz]	24530.000 25030.000
RBW [MHz] VBW [MHz]	0.100000 0.300000
Detector TraceMode	POS MAXH
Sweep: Time [ms] Count Points per Section Type	200 25 3001 SWE

RESULT

Test Description	Lower Limit	Upper Limit	Measured	Unit	Verdict
Reference @ 2460.00 MHz	---	---	7.56	dBm	INFO
No peaks detected	---	---			PASS
Lowest margin to limit 15157.833 MHz	0	---	24.17	dB	INFO



FCC Part 15.247 TX Spurious Conducted 20dBc ~ WLAN2G4 b-mode 2462



FCC Part 15.247 TX Spurious Conducted 20dBc ~ WLAN2G4 b-mode 2462

General verdict

PASS

FCC Part 15.247 TX Spurious Conducted 20dBc ~ WLAN2G4 g-mode

Test References	
TC Start	05.04.2022 11:11:47
Ambit Temp [°C] Humidity [rel%]	26.0 25
System Version	3.0.6.0
Test Specification	FCC Part 15.247
Test Method	IF DTS then 8.5 DTS emissions in non-restricted frequency bands: Subclause 11.11 of ANSI C63.10 is applicable.
TC Version	0.0.1
My Description	FCC 15.247 TX Emissions Conducted DTS - WLAN 2G4 g-mode
Add. Information	

EUT Common Settings WLAN2G4	
Number of Antenna Ports	1
User Interaction	No

Test Parameter	
Technology to test	WLAN2G4 g-mode
Antenna Port used	1
Temperature	nom
Voltage	nom
Frequency low to test	True Freq [MHz] 2412
Frequency mid to test	False Freq [MHz] 2437
Frequency high to test	False Freq [MHz] 2462
Auto Control enabled Power Supply Climatic Box	No No
Additional Path Loss [dB]	0.5
Switched Path	EUT - SignalingUnit - SpectrumAnalyzer

Test Equipment	
Signal analyzer,Rohde&Schwarz,FSV-30,1321.3008K30/103809,3.70	
Signaling unit,Rohde&Schwarz,CMW,1201.0002k75/102550,4.0.61	
Switch matrix,CTCadvanced,RSM-1 NI DAQ,29655273,NI	

Test at TX 2412 MHz

RESULT: Reference Power cond.

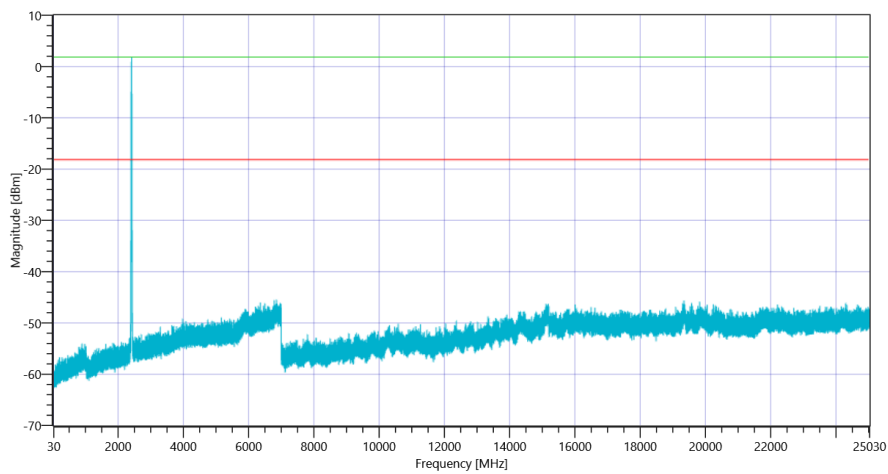
Test Description	Lower Limit	Upper Limit	Measured	Unit	Verdict
Ref. Power 1MHz/1MHz cond.	---	---	9.80	dBm	INFO
Ref. Frequency	---	---	2410.700	MHz	INFO

READ SA SETTINGS:

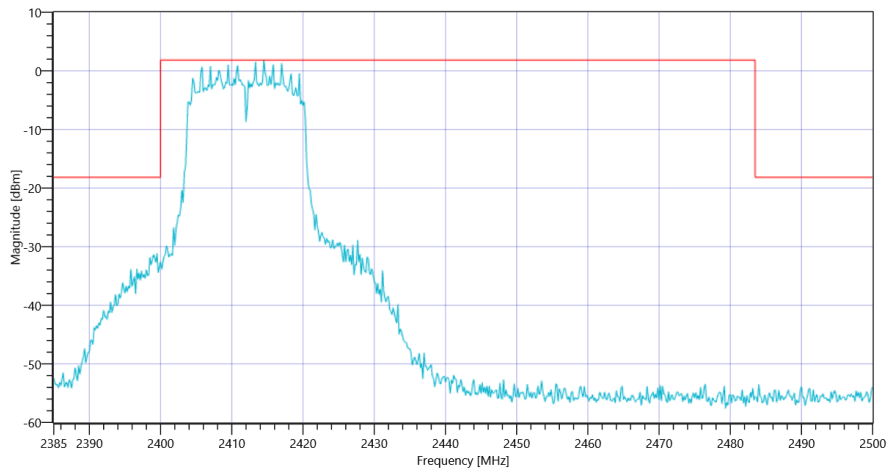
RefLevel [dBm] RefLevelOffset [dB] InpAtt [dB]	9.80 0 25
Start [MHz] Stop [MHz]	24530.000 25030.000
RBW [MHz] VBW [MHz]	0.100000 0.300000
Detector TraceMode	POS MAXH
Sweep: Time [ms] Count Points per Section Type	200 25 3001 SWE

RESULT

Test Description	Lower Limit	Upper Limit	Measured	Unit	Verdict
Reference @ 2414.50 MHz	---	---	1.84	dBm	INFO
No peaks detected	---	---			PASS
Lowest margin to limit 2399.5 MHz	0	---	13.02	dB	INFO



FCC Part 15.247 TX Spurious Conducted 20dBc ~ WLAN2G4 g-mode 2412



FCC Part 15.247 TX Spurious Conducted 20dBc ~ WLAN2G4 g-mode 2412

General verdict

PASS

FCC Part 15.247 TX Spurious Conducted 20dBc ~ WLAN2G4 g-mode

Test References	
TC Start	05.04.2022 11:34:25
Ambit Temp [°C] Humidity [rel%]	27.3 24
System Version	3.0.6.0
Test Specification	FCC Part 15.247
Test Method	IF DTS then 8.5 DTS emissions in non-restricted frequency bands: Subclause 11.11 of ANSI C63.10 is applicable.
TC Version	0.0.1
My Description	FCC 15.247 TX Emissions Conducted DTS - WLAN 2G4 g-mode
Add. Information	

EUT Common Settings WLAN2G4	
Number of Antenna Ports	1
User Interaction	No

Test Parameter	
Technology to test	WLAN2G4 g-mode
Antenna Port used	1
Temperature	nom
Voltage	nom
Frequency low to test	False Freq [MHz] 2412
Frequency mid to test	True Freq [MHz] 2437
Frequency high to test	False Freq [MHz] 2462
Auto Control enabled Power Supply Climatic Box	No No
Additional Path Loss [dB]	0.5
Switched Path	EUT - SignalingUnit - SpectrumAnalyzer

Test Equipment	
Signal analyzer,Rohde&Schwarz,FSV-30,1321.3008K30/103809,3.70	
Signaling unit,Rohde&Schwarz,CMW,1201.0002k75/102550,4.0.61	
Switch matrix,CTCadvanced,RSM-1 NI DAQ,29655273,NI	

Test at TX 2437 MHz

RESULT: Reference Power cond.

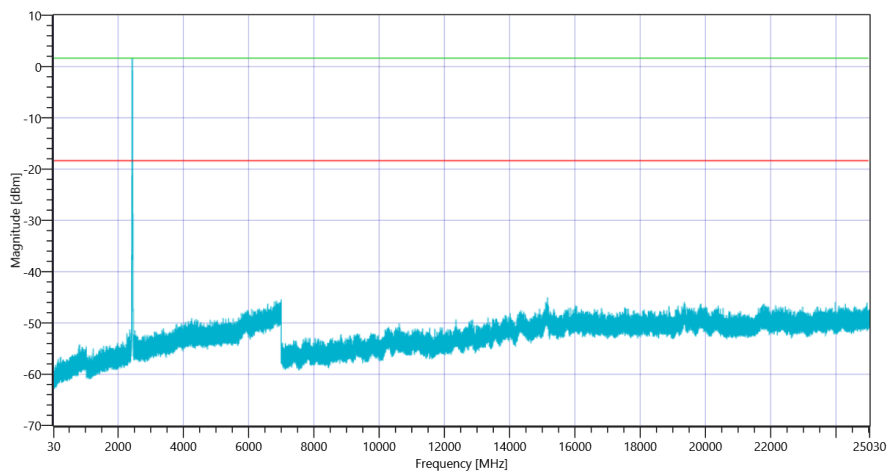
Test Description	Lower Limit	Upper Limit	Measured	Unit	Verdict
Ref. Power 1MHz/1MHz cond.	---	---	9.90	dBm	INFO
Ref. Frequency	---	---	2437.700	MHz	INFO

READ SA SETTINGS:

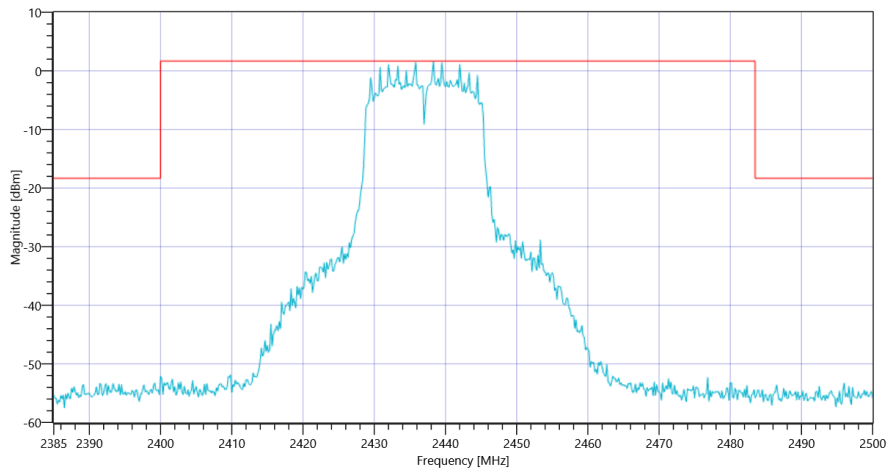
RefLevel [dBm] RefLevelOffset [dB] InpAtt [dB]	9.90 0 25
Start [MHz] Stop [MHz]	24530.000 25030.000
RBW [MHz] VBW [MHz]	0.100000 0.300000
Detector TraceMode	POS MAXH
Sweep: Time [ms] Count Points per Section Type	200 25 3001 SWE

RESULT

Test Description	Lower Limit	Upper Limit	Measured	Unit	Verdict
Reference @ 2438.33 MHz	---	---	1.65	dBm	INFO
No peaks detected	---	---			PASS
Lowest margin to limit 30 MHz	0	---	-140.69	dB	INFO



FCC Part 15.247 TX Spurious Conducted 20dBc ~ WLAN2G4 g-mode 2437



FCC Part 15.247 TX Spurious Conducted 20dBc ~ WLAN2G4 g-mode 2437

General verdict

PASS

FCC Part 15.247 TX Spurious Conducted 20dBc ~ WLAN2G4 g-mode

Test References	
TC Start	05.04.2022 11:44:24
Ambit Temp [°C] Humidity [rel%]	26.9 24
System Version	3.0.6.0
Test Specification	FCC Part 15.247
Test Method	IF DTS then 8.5 DTS emissions in non-restricted frequency bands: Subclause 11.11 of ANSI C63.10 is applicable.
TC Version	0.0.1
My Description	FCC 15.247 TX Emissions Conducted DTS - WLAN 2G4 g-mode
Add. Information	

EUT Common Settings WLAN2G4	
Number of Antenna Ports	1
User Interaction	No

Test Parameter	
Technology to test	WLAN2G4 g-mode
Antenna Port used	1
Temperature	nom
Voltage	nom
Frequency low to test	False Freq [MHz] 2412
Frequency mid to test	False Freq [MHz] 2437
Frequency high to test	True Freq [MHz] 2462
Auto Control enabled Power Supply Climatic Box	No No
Additional Path Loss [dB]	0.5
Switched Path	EUT - SignalingUnit - SpectrumAnalyzer

Test Equipment	
Signal analyzer,Rohde&Schwarz,FSV-30,1321.3008K30/103809,3.70	
Signaling unit,Rohde&Schwarz,CMW,1201.0002k75/102550,4.0.61	
Switch matrix,CTCadvanced,RSM-1 NI DAQ,29655273,NI	

Test at TX 2462 MHz

RESULT: Reference Power cond.

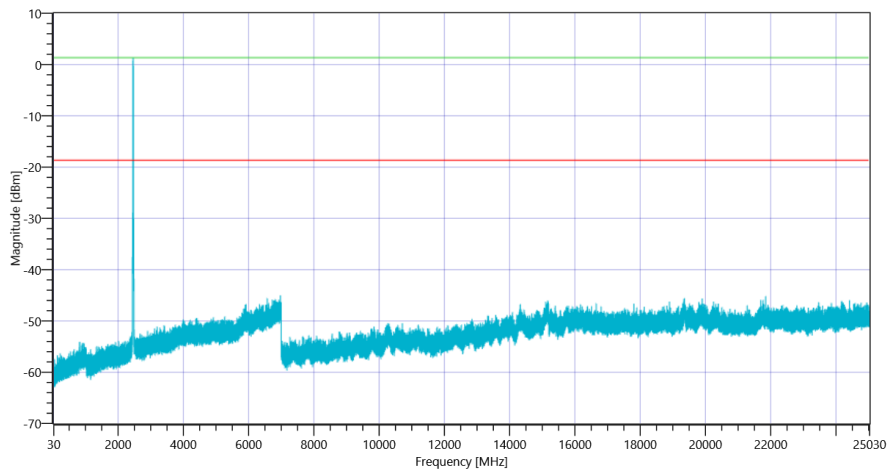
Test Description	Lower Limit	Upper Limit	Measured	Unit	Verdict
Ref. Power 1MHz/1MHz cond.	---	---	9.86	dBm	INFO
Ref. Frequency	---	---	2460.100	MHz	INFO

READ SA SETTINGS:

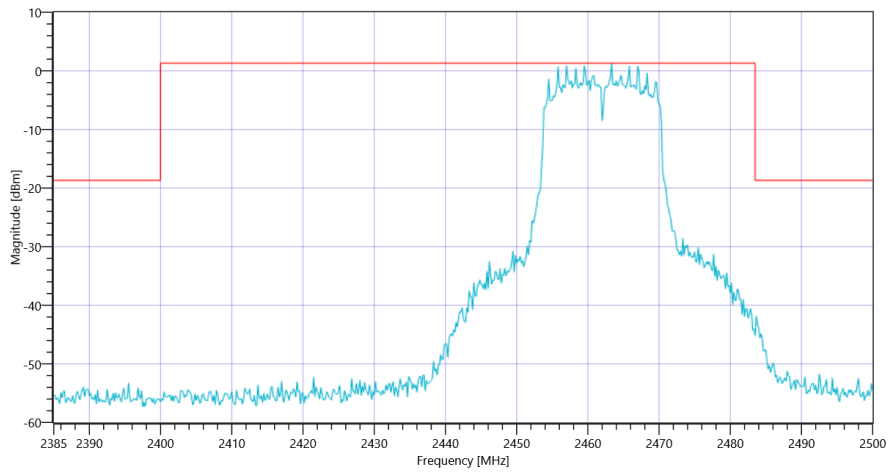
RefLevel [dBm] RefLevelOffset [dB] InpAtt [dB]	9.86 0 25
Start [MHz] Stop [MHz]	24530.000 25030.000
RBW [MHz] VBW [MHz]	0.100000 0.300000
Detector TraceMode	POS MAXH
Sweep: Time [ms] Count Points per Section Type	200 25 3001 SWE

RESULT

Test Description	Lower Limit	Upper Limit	Measured	Unit	Verdict
Reference @ 2463.33 MHz	---	---	1.32	dBm	INFO
No peaks detected	---	---			PASS
Lowest margin to limit 2483.667 MHz	0	---	23.1	dB	INFO



FCC Part 15.247 TX Spurious Conducted 20dBc ~ WLAN2G4 g-mode 2462



FCC Part 15.247 TX Spurious Conducted 20dBc ~ WLAN2G4 g-mode 2462

General verdict

PASS

FCC Part 15.247 TX Spurious Conducted 20dBc ~ WLAN2G4 nHT20-mode

Test References	
TC Start	05.04.2022 11:58:04
Ambit Temp [°C] Humidity [rel%]	26.8 24
System Version	3.0.6.0
Test Specification	FCC Part 15.247
Test Method	IF DTS then 8.5 DTS emissions in non-restricted frequency bands: Subclause 11.11 of ANSI C63.10 is applicable.
TC Version	0.0.1
My Description	FCC 15.247 TX Emissions Conducted DTS - WLAN 2G4 nHT20_mode
Add. Information	

EUT Common Settings WLAN2G4	
Number of Antenna Ports	1
User Interaction	No

Test Parameter	
Technology to test	WLAN2G4 nHT20-mode
Antenna Port used	1
Temperature	nom
Voltage	nom
Frequency low to test	True Freq [MHz] 2412
Frequency mid to test	False Freq [MHz] 2437
Frequency high to test	False Freq [MHz] 2462
Auto Control enabled Power Supply Climatic Box	No No
Additional Path Loss [dB]	0.5
Switched Path	EUT - SignalingUnit - SpectrumAnalyzer

Test Equipment	
Signal analyzer,Rohde&Schwarz,FSV-30,1321.3008K30/103809,3.70	
Signaling unit,Rohde&Schwarz,CMW,1201.0002k75/102550,4.0.61	
Switch matrix,CTCadvanced,RSM-1 NI DAQ,29655273,NI	

Test at TX 2412 MHz

RESULT: Reference Power cond.

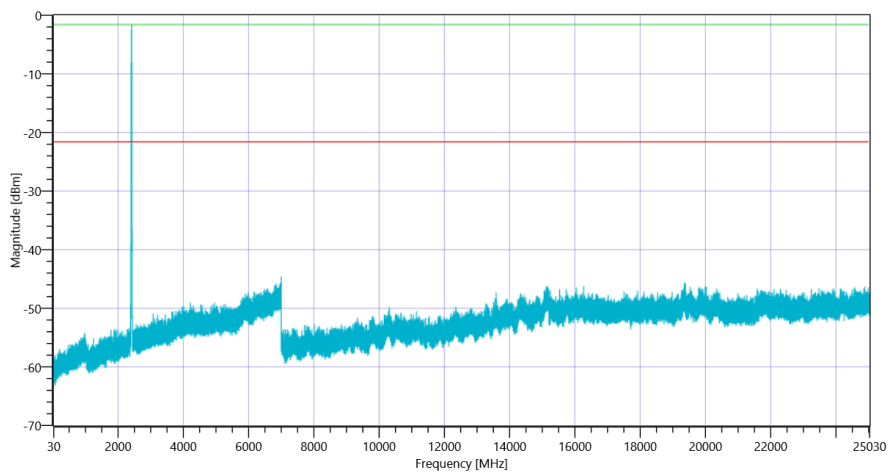
Test Description	Lower Limit	Upper Limit	Measured	Unit	Verdict
Ref. Power 1MHz/1MHz cond.	---	---	6.21	dBm	INFO
Ref. Frequency	---	---	2415.600	MHz	INFO

READ SA SETTINGS:

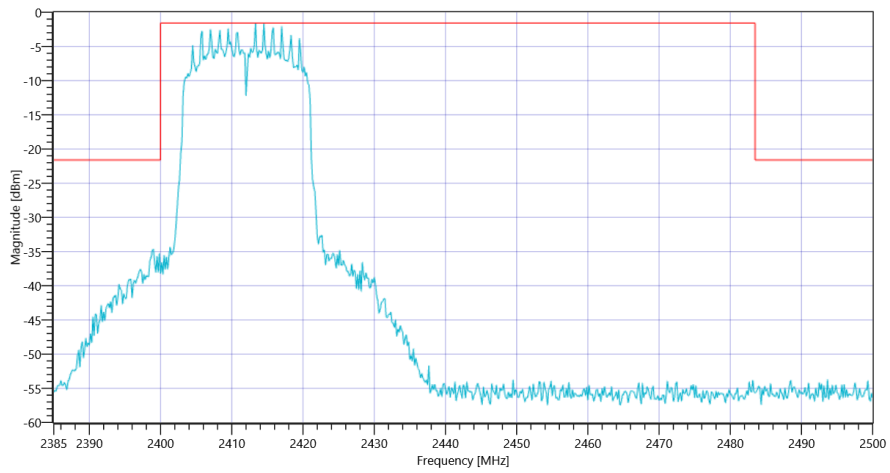
RefLevel [dBm] RefLevelOffset [dB] InpAtt [dB]	6.21 0 25
Start [MHz] Stop [MHz]	24530.000 25030.000
RBW [MHz] VBW [MHz]	0.100000 0.300000
Detector TraceMode	POS MAXH
Sweep: Time [ms] Count Points per Section Type	200 25 3001 SWE

RESULT

Test Description	Lower Limit	Upper Limit	Measured	Unit	Verdict
Reference @ 2414.50 MHz	---	---	-1.60	dBm	INFO
No peaks detected	---	---			PASS
Lowest margin to limit 2399 MHz	0	---	13.07	dB	INFO



FCC Part 15.247 TX Spurious Conducted 20dBc ~ WLAN2G4 nHT20-mode 2412



FCC Part 15.247 TX Spurious Conducted 20dBc ~ WLAN2G4 nHT20-mode 2412

General verdict

PASS

FCC Part 15.247 TX Spurious Conducted 20dBc ~ WLAN2G4 nHT20-mode

Test References	
TC Start	05.04.2022 12:20:49
Ambit Temp [°C] Humidity [rel%]	27.9 23
System Version	3.0.6.0
Test Specification	FCC Part 15.247
Test Method	IF DTS then 8.5 DTS emissions in non-restricted frequency bands: Subclause 11.11 of ANSI C63.10 is applicable.
TC Version	0.0.1
My Description	FCC 15.247 TX Emissions Conducted DTS - WLAN 2G4 nHT20_mode
Add. Information	

EUT Common Settings WLAN2G4	
Number of Antenna Ports	1
User Interaction	No

Test Parameter	
Technology to test	WLAN2G4 nHT20-mode
Antenna Port used	1
Temperature	nom
Voltage	nom
Frequency low to test	False Freq [MHz] 2412
Frequency mid to test	True Freq [MHz] 2437
Frequency high to test	False Freq [MHz] 2462
Auto Control enabled Power Supply Climatic Box	No No
Additional Path Loss [dB]	0.5
Switched Path	EUT - SignalingUnit - SpectrumAnalyzer

Test Equipment	
Signal analyzer,Rohde&Schwarz,FSV-30,1321.3008K30/103809,3.70	
Signaling unit,Rohde&Schwarz,CMW,1201.0002k75/102550,4.0.61	
Switch matrix,CTCadvanced,RSM-1 NI DAQ,29655273,NI	

Test at TX 2437 MHz

RESULT: Reference Power cond.

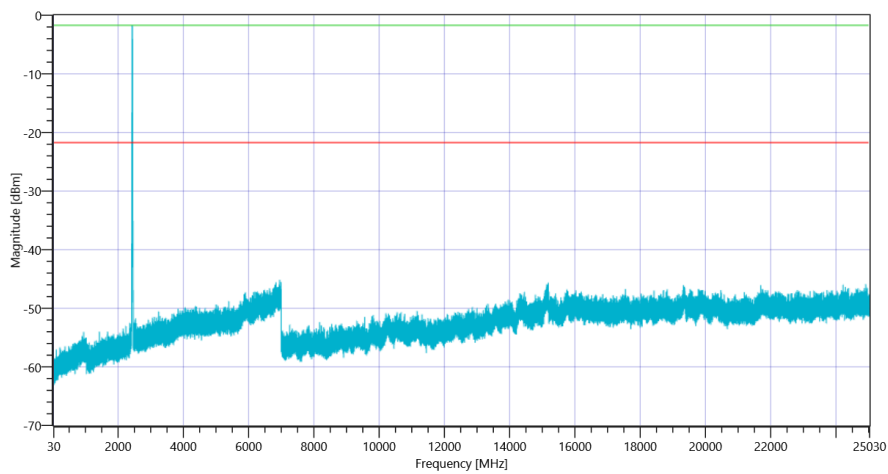
Test Description	Lower Limit	Upper Limit	Measured	Unit	Verdict
Ref. Power 1MHz/1MHz cond.	---	---	6.18	dBm	INFO
Ref. Frequency	---	---	2435.900	MHz	INFO

READ SA SETTINGS:

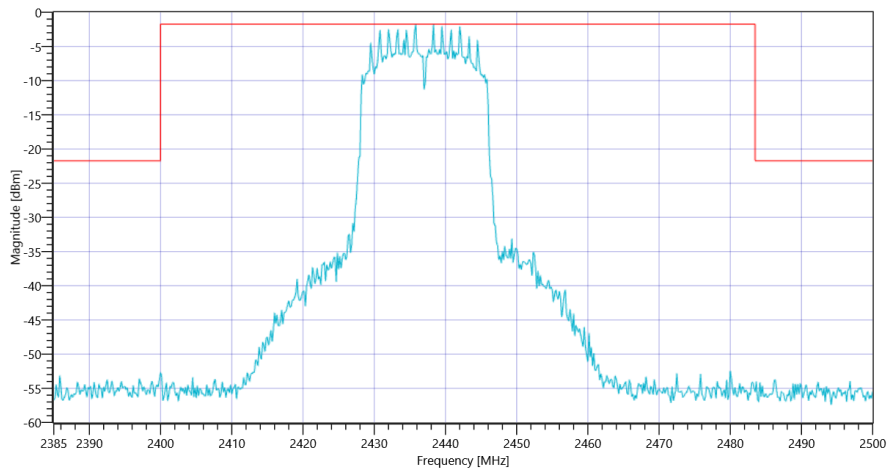
RefLevel [dBm] RefLevelOffset [dB] InpAtt [dB]	6.18 0 25
Start [MHz] Stop [MHz]	24530.000 25030.000
RBW [MHz] VBW [MHz]	0.100000 0.300000
Detector TraceMode	POS MAXH
Sweep: Time [ms] Count Points per Section Type	200 25 3001 SWE

RESULT

Test Description	Lower Limit	Upper Limit	Measured	Unit	Verdict
Reference @ 2438.33 MHz	---	---	-1.73	dBm	INFO
No peaks detected	---	---			PASS
Lowest margin to limit 6948.667 MHz	0	---	23.43	dB	INFO



FCC Part 15.247 TX Spurious Conducted 20dBc ~ WLAN2G4 nHT20-mode 2437



FCC Part 15.247 TX Spurious Conducted 20dBc ~ WLAN2G4 nHT20-mode 2437

General verdict

PASS

FCC Part 15.247 TX Spurious Conducted 20dBc ~ WLAN2G4 nHT20-mode

Test References	
TC Start	05.04.2022 12:56:25
Ambit Temp [°C] Humidity [rel%]	28.6 22
System Version	3.0.6.0
Test Specification	FCC Part 15.247
Test Method	IF DTS then 8.5 DTS emissions in non-restricted frequency bands: Subclause 11.11 of ANSI C63.10 is applicable.
TC Version	0.0.1
My Description	FCC 15.247 TX Emissions Conducted DTS - WLAN 2G4 nHT20_mode
Add. Information	

EUT Common Settings WLAN2G4	
Number of Antenna Ports	1
User Interaction	No

Test Parameter	
Technology to test	WLAN2G4 nHT20-mode
Antenna Port used	1
Temperature	nom
Voltage	nom
Frequency low to test	False Freq [MHz] 2412
Frequency mid to test	False Freq [MHz] 2437
Frequency high to test	True Freq [MHz] 2462
Auto Control enabled Power Supply Climatic Box	No No
Additional Path Loss [dB]	0.5
Switched Path	EUT - SignalingUnit - SpectrumAnalyzer

Test Equipment	
Signal analyzer,Rohde&Schwarz,FSV-30,1321.3008K30/103809,3.70	
Signaling unit,Rohde&Schwarz,CMW,1201.0002k75/102550,4.0.61	
Switch matrix,CTCadvanced,RSM-1 NI DAQ,29655273,NI	

Test at TX 2462 MHz

RESULT: Reference Power cond.

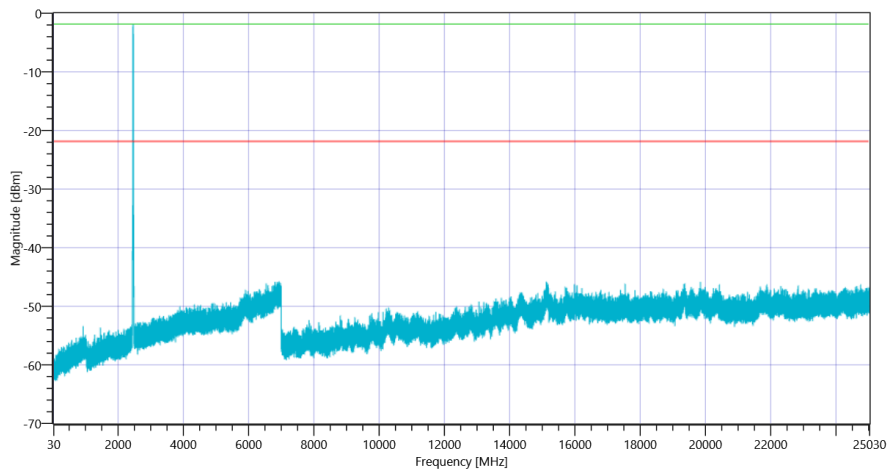
Test Description	Lower Limit	Upper Limit	Measured	Unit	Verdict
Ref. Power 1MHz/1MHz cond.	---	---	6.06	dBm	INFO
Ref. Frequency	---	---	2460.800	MHz	INFO

READ SA SETTINGS:

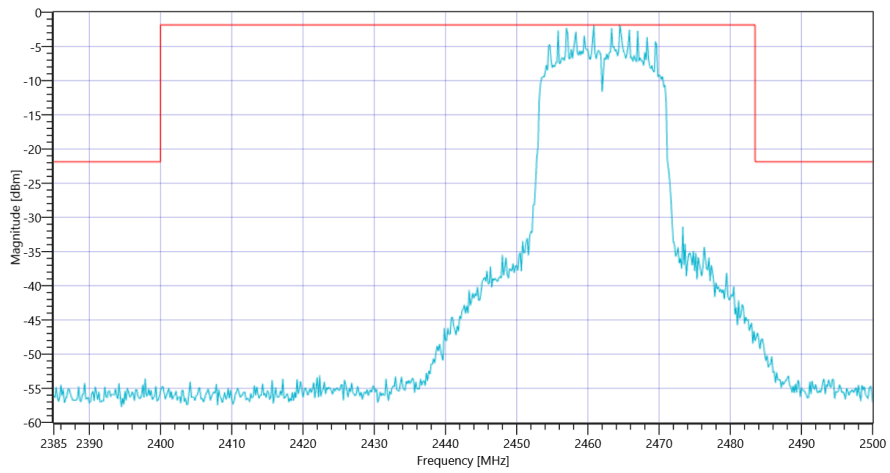
RefLevel [dBm] RefLevelOffset [dB] InpAtt [dB]	6.06 0 25
Start [MHz] Stop [MHz]	24530.000 25030.000
RBW [MHz] VBW [MHz]	0.100000 0.300000
Detector TraceMode	POS MAXH
Sweep: Time [ms] Count Points per Section Type	200 25 3001 SWE

RESULT

Test Description	Lower Limit	Upper Limit	Measured	Unit	Verdict
Reference @ 2464.50 MHz	---	---	-1.87	dBm	INFO
No peaks detected	---	---			PASS
Lowest margin to limit 30 MHz	0	---	-139.57	dB	INFO



FCC Part 15.247 TX Spurious Conducted 20dBc ~ WLAN2G4 nHT20-mode 2462



FCC Part 15.247 TX Spurious Conducted 20dBc ~ WLAN2G4 nHT20-mode 2462

General verdict

PASS

- END OF DOCUMENT -