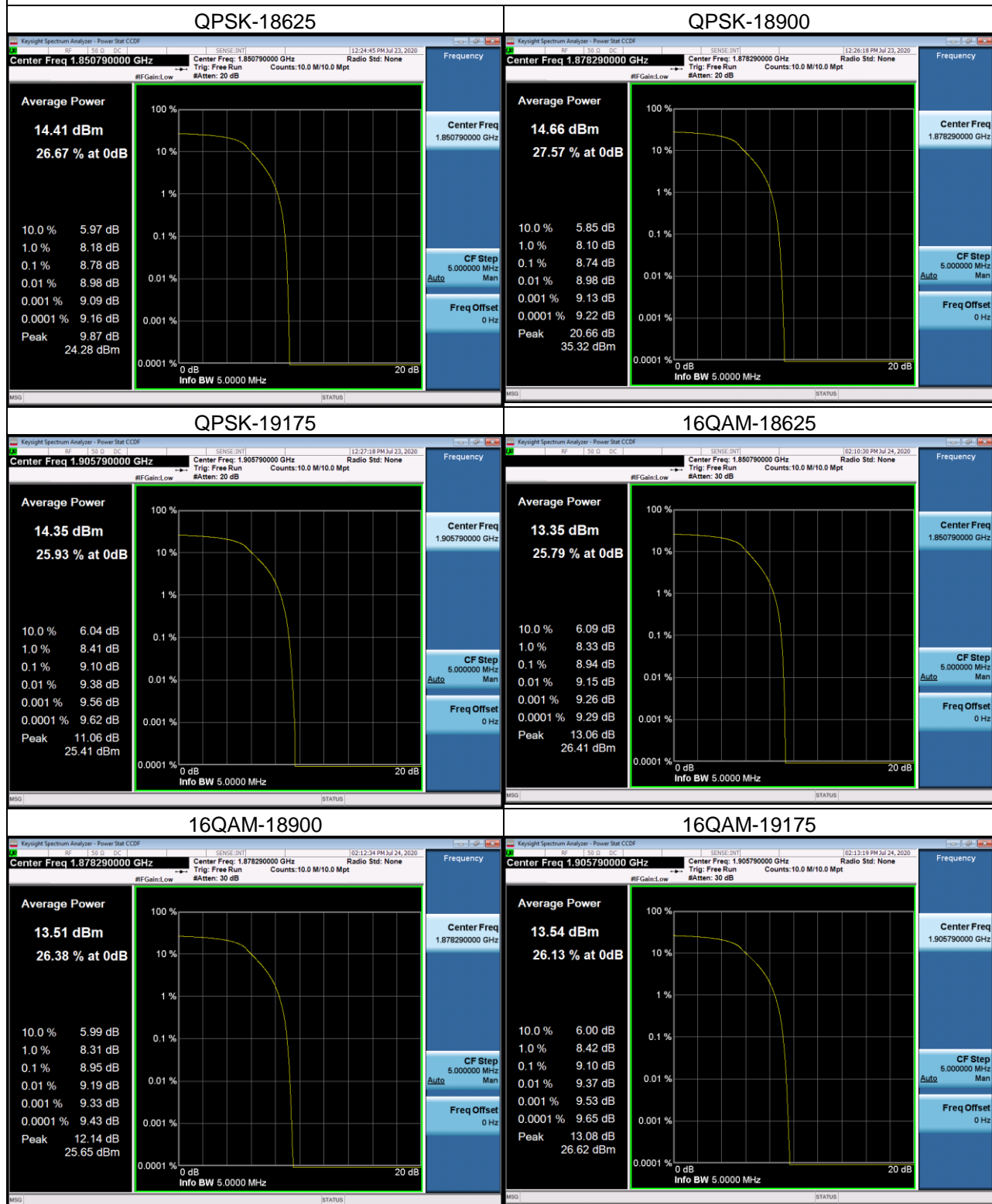


Test Mode	LTE Cat-M1 Band 2	Test Date	2020/7/24
-----------	-------------------	-----------	-----------

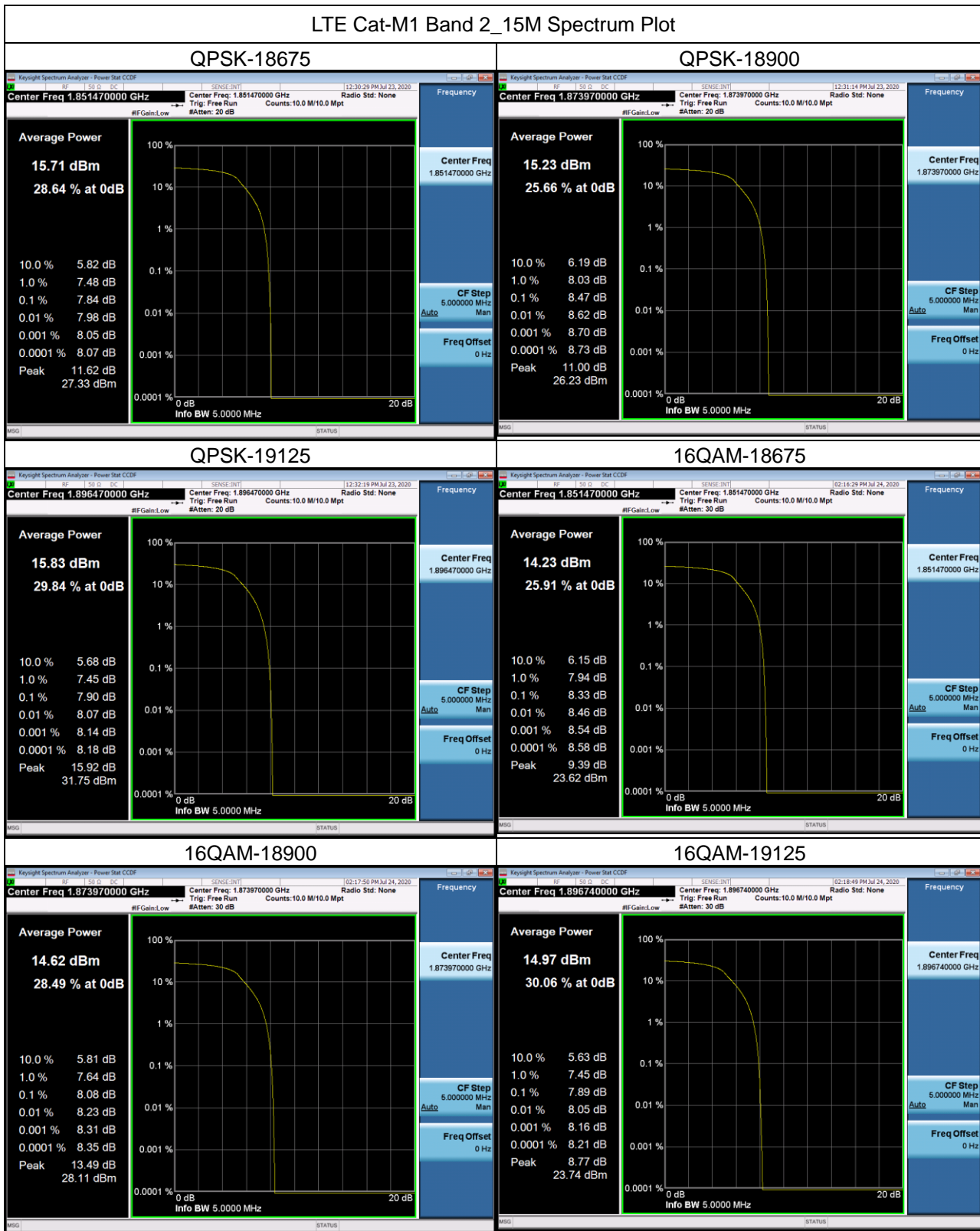
## LTE Cat-M1 Band 2\_5M Spectrum Plot



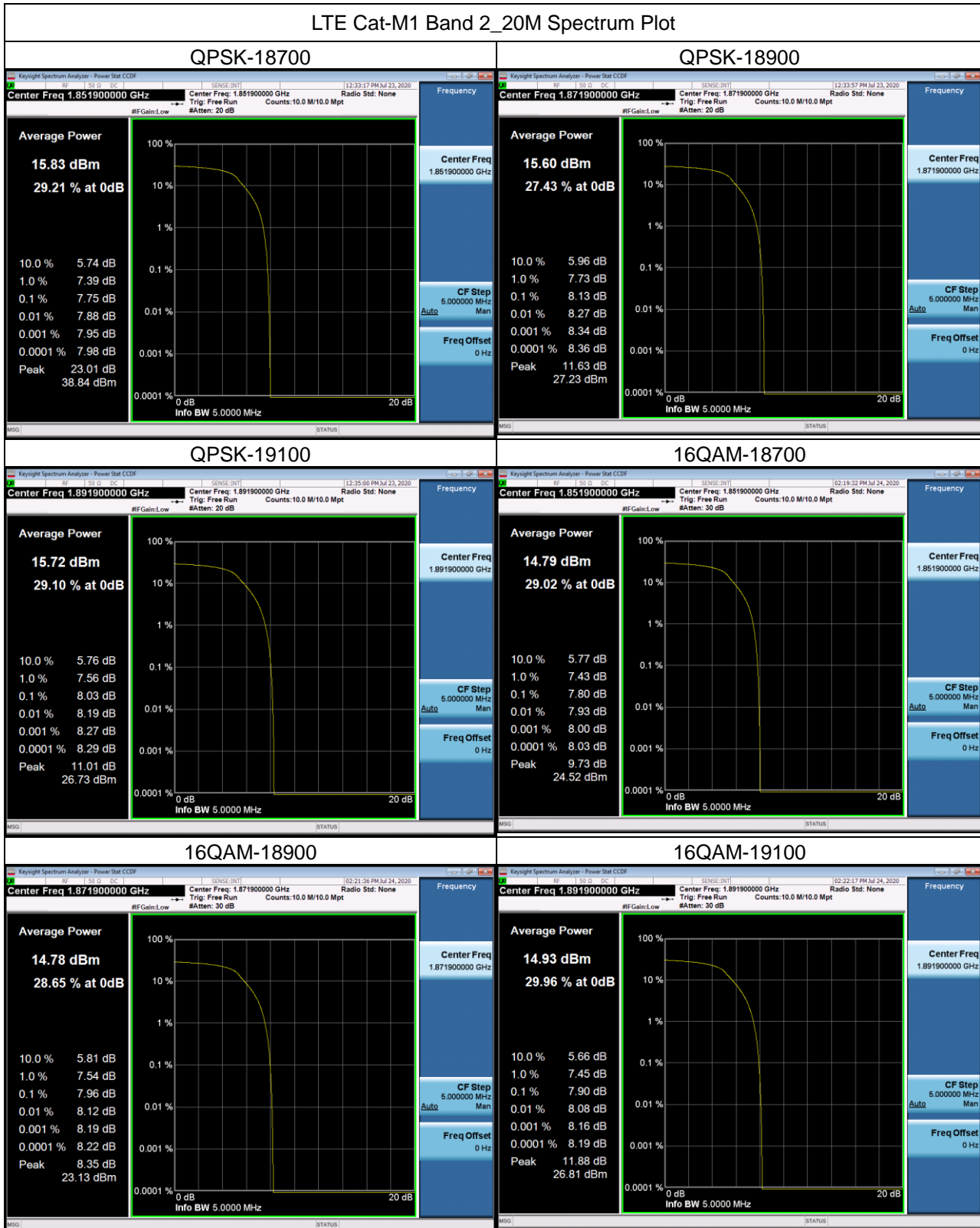
## LTE Cat-M1 Band 2\_10M Spectrum Plot



## LTE Cat-M1 Band 2\_15M Spectrum Plot



## LTE Cat-M1 Band 2\_20M Spectrum Plot



## APPENDIX I - FREQUENCY STABILITY

Test Mode	LTE Cat-M1 Band 2	Test Date	2020/7/24
-----------	-------------------	-----------	-----------

Voltage Variation	Band 2				Limit(ppm)
	Frequency Error (ppm)				
	5MHz	10MHz	15MHz	20MHz	
High Voltage	0.0032	0.0045	0.0031	0.0044	±2.5
Normal Voltage	0.0056	0.0061	0.0042	0.0023	
Low Voltage	0.0066	0.0031	0.0055	0.0054	
Max. Deviation	0.0066	0.0061	0.0055	0.0054	

Temperature Variation	Band 2				Limit(ppm)
	Frequency Error (ppm)				
	5MHz	10MHz	15MHz	20MHz	
-30	0.0023	0.0112	0.0012	0.0029	±2.5
-20	0.0023	0.0042	0.0041	0.0013	
-10	0.0066	0.0047	0.0052	0.0036	
0	0.0042	0.0046	0.0024	0.0068	
10	0.0044	0.0069	0.0051	0.0022	
20	0.0068	0.0026	0.0053	0.0053	
30	0.0081	0.0039	0.0043	0.0026	
40	0.0042	0.0088	0.0041	0.0033	
50	0.0048	0.0033	0.0039	0.0013	
Max. Deviation	0.0081	0.0112	0.0053	0.0068	

End of Test Report