

TEST REPORT

Applicant: Xiaomi Communications Co., Ltd.
Address: #019, 9th Floor, Building 6, 33 Xi'erqi Middle Road,
Haidian District, Beijing, China, 100085
Equipment Type: Mobile Phone
Model Name: 2209116AG
Brand Name: Redmi
FCC ID: 2AFZZ16AG
Test Standard: 47 CFR Part 15 Subpart E
(refer section 3.1)
Test Date: Aug. 09, 2022 - Aug. 16, 2022
Date of Issue: Sep. 07, 2022

ISSUED BY:

Shenzhen BALUN Technology Co., Ltd.

Tested by: Yu Yingyuan

Checked by: Ye Hongji

Approved by: Liao Jianming
(Technical Director)

Yu Ying Yuan

Ye Hongji

Liao Jianming

Revision History		
<u>Version</u>	<u>Issue Date</u>	<u>Revisions</u>
<u>Rev. 01</u>	<u>Sep. 07, 2022</u>	<u>Initial Issue</u>

TABLE OF CONTENTS

1	GENERAL INFORMATION	4
1.1	Test Laboratory	4
1.2	Test Location	4
2	PRODUCT INFORMATION	5
2.1	Applicant Information	5
2.2	Manufacturer Information	5
2.3	Factory Information	5
2.4	General Description for Equipment under Test (EUT)	5
2.5	Technical Information	6
2.6	Additional Instructions	8
2.7	Channel List	9
3	SUMMARY OF TEST RESULTS	12
3.1	Test Standards	12
3.2	Test Verdict	12
4	GENERAL TEST CONFIGURATIONS	13
4.1	Test Environments	13
4.2	Test Equipment List	14
4.3	Test Software List	14
4.4	Measurement Uncertainty	15
4.5	Description of Test Setup	15
5	TEST ITEMS	18
5.1	RF Output Power	18
5.2	Emission Bandwidth and 6 dB Bandwidth	19
5.3	Power Spectral density (PSD)	20

5.4	Conducted Emission	21
5.5	Radiated Spurious Emissions and Band Edge (Restricted-band).....	22
ANNEX A	TEST RESULT	27
A.1	RF Output Power.....	27
A.2	Emission Bandwidth & 99% Bandwidth.....	31
A.3	6 dB Bandwidth	34
A.4	Power Spectral Density.....	35
A.5	Conducted Emissions.....	38
A.6	Radiated Spurious Emissions and Band Edge (Restricted-band).....	40
ANNEX B	TEST SETUP PHOTOS	169
ANNEX C	EUT EXTERNAL PHOTOS	169
ANNEX D	EUT INTERNAL PHOTOS	169

1 GENERAL INFORMATION

1.1 Test Laboratory

Name	Shenzhen BALUN Technology Co., Ltd.
Address	Block B, 1/F, Baisha Science and Technology Park, Shahe Xi Road, Nanshan District, Shenzhen, Guangdong Province, P. R. China
Phone Number	+86 755 6685 0100

1.2 Test Location

Name	Shenzhen BALUN Technology Co., Ltd.
Location	<input checked="" type="checkbox"/> Block B, 1/F, Baisha Science and Technology Park, Shahe Xi Road, Nanshan District, Shenzhen, Guangdong Province, P. R. China
	<input type="checkbox"/> 1/F, Building B, Ganghongji High-tech Intelligent Industrial Park, No. 1008, Songbai Road, Yangguang Community, Xili Sub-district, Nanshan District, Shenzhen, Guangdong Province, P. R. China
Accreditation Certificate	The laboratory is a testing organization accredited by FCC as a accredited testing laboratory. The designation number is CN1196.

2 PRODUCT INFORMATION

2.1 Applicant Information

Applicant	Xiaomi Communications Co., Ltd.
Address	#019, 9th Floor, Building 6, 33 Xi'erqi Middle Road, Haidian District, Beijing, China, 100085

2.2 Manufacturer Information

Manufacturer	Xiaomi Communications Co., Ltd.
Address	#019, 9th Floor, Building 6, 33 Xi'erqi Middle Road, Haidian District, Beijing, China, 100085

2.3 Factory Information

Factory	N/A
Address	N/A

2.4 General Description for Equipment under Test (EUT)

EUT Name	Mobile Phone
Model Name Under Test	2209116AG
Series Model Name	N/A
Description of Model name differentiation	N/A
Hardware Version	P1.1
Software Version	MIUI 13
Dimensions (Approx.)	N/A
Weight (Approx.)	N/A

2.5 Technical Information

Network and Wireless connectivity	<p>2G Network GSM/GPRS/EDGE 850/900/1800/1900 MHz</p> <p>3G Network WCDMA/HSDPA/HSUPA/DC-HSDPA Band 1/2/4/5/8</p> <p>4G Network LTE FDD Band 1/2/3/4/5/7/8/20/28/66 LTE TDD Band 38/40/41</p> <p>LTE CA Uplink (UL): CA_3C, CA_7C, CA_38C, CA_40C, CA_41C</p> <p>Bluetooth (BR+EDR+BLE)</p> <p>2.4G WIFI 802.11b, 802.11g, 802.11n(HT20/40)</p> <p>5G WIFI 802.11a, 802.11n(HT20/40) and 802.11ac(VHT20/40/80)</p> <p>U-NII-1/2A/2C/3, GPS, GLONASS, Galileo, BDS, FM receiver, NFC</p>
IMEI	<p>S17: IMEI1#:862244060088755; IMEI2#:862244060088763</p> <p>S29: IMEI1#:862244060089274; IMEI2#:862244060089282</p> <p>S30: IMEI1#:862244060089357; IMEI2#:862244060089365</p> <p>S40: IMEI1#:862244060087831; IMEI2#:862244060087849</p>

The requirement for the following technical information of the EUT was tested in this report:

Frequency Range	<p>U-NII-1: 5150 MHz to 5250 MHz,</p> <p>U-NII-2A: 5250 MHz to 5350 MHz,</p> <p>U-NII-2C: 5470 MHz to 5725 MHz,</p> <p>U-NII-3: 5725 MHz to 5850 MHz</p>
Product Type	<p><input type="checkbox"/> Mobile</p> <p><input checked="" type="checkbox"/> Portable</p> <p><input type="checkbox"/> Fix Location</p>
Modulation technology	OFDM
Modulation Type	256QAM, 64QAM, 16QAM, BPSK, QPSK
Transfer Rate (Mbps) (Single RF path)	<p>802.11a: 54/ 48/ 36/ 24/ 18/ 12/ 9/ 6 Mbps</p> <p>802.11n: up to 150 Mbps</p> <p>802.11ac: up to VHT-MCS9</p>
Channel Bandwidth	<p>802.11a: 20 MHz</p> <p>802.11n: 20 MHz, 40 MHz</p> <p>802.11ac: 20 MHz, 40 MHz, 80 MHz</p>
Maximum Output Power	<p>U-NII-1: 16.58 dBm</p> <p>U-NII-2A: 16.80 dBm</p> <p>U-NII-2C: 16.65 dBm</p> <p>U-NII-3: 16.63 dBm</p>
Antenna System (eg., MIMO, Smart Antenna)	N/A
Categorization as Correlated or Completely Uncorrelated	N/A
Antenna Type	PIFA Antenna

Antenna Gain	U-NII-1: 5150 MHz to 5250 MHz: -3.70 dBi U-NII-2A: 5250 MHz to 5350 MHz: -3.80 dBi U-NII-2C: 5470 MHz to 5725 MHz: -3.70 dBi U-NII-3: 5725 MHz to 5850 MHz: -4.40 dBi
About the Product	The equipment is Mobile Phone, intended for used with information technology equipment.

2.6 Additional Instructions

EUT Software Settings:

Mode	<input checked="" type="checkbox"/> Special software is used. The software provided by client to enable the EUT under transmission condition continuously at specific channel frequencies individually.
------	--

During testing, Channel and Power Controlling Software provided by the customer was used to control the operating channel as well as the output power level. The RF output power selection is for the setting of RF output power expected by the customer and is going to be fixed on the firmware of the final end product.

2.7 Channel List

20 MHz		40 MHz		80 MHz	
Channel Number	Frequency (MHz)	Channel Number	Frequency (MHz)	Channel Number	Frequency (MHz)
36	5180	38	5190	42	5210
40	5200	46	5230	58	5290
44	5220	54	5270	106	5530
48	5240	62	5310	122	5610
52	5260	102	5510	138	5690
56	5280	110	5550	155	5775
60	5300	118	5590		
64	5320	126	5630		
100	5500	134	5670		
104	5520	142	5710		
108	5540	151	5755		
112	5560	159	5795		
116	5580				
120	5600				
124	5620				
128	5640				
132	5660				
136	5680				
140	5700				
144	5720				
149	5745				
153	5765				
157	5785				
161	5805				
165	5825				

The Lowest frequency, the middle frequency and the highest frequency of channel were selected to perform the test, and the selected channel see below:

For 802.11a/n(HT20)/ac(VHT20)

U-NII-1 (5150 - 5250 MHz)			U-NII-2A (5250 - 5350 MHz)		
Channel Number	Channel	Frequency (MHz)	Channel Number	Channel	Frequency (MHz)
36	Low	5180	52	Low	5260
44	Mid	5220	60	Mid	5300
48	High	5240	64	High	5320

U-NII-2C (5470 - 5725 MHz)			U-NII-3 (5725 - 5850 MHz)		
Channel Number	Channel	Frequency (MHz)	Channel Number	Channel	Frequency (MHz)
100	Low	5500	144	--	5720
116	Mid	5580	149	Low	5745
140	High	5700	157	Mid	5785
144	--	5720	165	High	5825

For 802.11n(HT40)/ac(VHT40)

U-NII-1 (5150 - 5250 MHz)			U-NII-2A (5250 - 5350 MHz)		
Channel Number	Channel	Frequency (MHz)	Channel Number	Channel	Frequency (MHz)
38	Low	5190	54	Low	5270
46	High	5230	62	High	5310

U-NII-2C (5150 - 5250 MHz)			U-NII-3 (5725 - 5850 MHz)		
Channel Number	Channel	Frequency (MHz)	Channel Number	Channel	Frequency (MHz)
102	Low	5510	142	--	5710
118	Mid	5590	151	Low	5755
134	High	5670	159	High	5795
142	--	5710			

For 802.11ac(VHT80)

U-NII-1 (5150 - 5250 MHz)			U-NII-2A (5250 - 5350 MHz)		
Channel Number	Channel	Frequency (MHz)	Channel Number	Channel	Frequency (MHz)
42	Mid	5210	58	Mid	5290

U-NII-2C (5470 - 5725 MHz)			U-NII-3 (5725 - 5850 MHz)		
Channel Number	Channel	Frequency (MHz)	Channel Number	Channel	Frequency (MHz)
106	Low	5530	138	--	5690
122	High	5610	155	Mid	5775
138	--	5690			

Note: Preliminary tests were performed in different data rate in above table to find the worst radiated emission. The data rate shown in the table below is the worst-case rate with respect to the specific test item. Investigation has been done on all the possible configurations for searching the worst cases. The following table is a list of the test modes shown in this test report.

Test Items	Mode	Data Rate	Modulation Type	U-NII-1	U-NII-2A	U-NII-2C	U-NII-3
				Channel	Channel	Channel	Channel
RF Output Power	11a	6	BPSK	48/44/36	64/60/52	144/140/116/100	165/157/149/144
	11n(20 MHz)	6.5		48/44/36	64/60/52	144/140/116/100	165/157/149/144
	11n(40 MHz)	13.5		46/38	62/54	142/134/118/102	159/151/142
	11ac(20 MHz)	6.5		48/44/36	64/60/52	144/140/116/100	165/157/149/144
	11ac(40 MHz)	13.5		46/38	62/54	142/134/118/102	159/151/142
	11ac(80 MHz)	29.3		42	58	138/122/106	155/138
Emission Bandwidth & 99% Occupied Bandwidth	11a	6	BPSK	48/44/36	64/60/52	144/140/116/100	165/157/149/144
	11n(20 MHz)	6.5		48/44/36	64/60/52	144/140/116/100	165/157/149/144
	11n(40 MHz)	13.5		46/38	62/54	142/134/118/102	159/151/142
	11ac(20 MHz)	6.5		48/44/36	64/60/52	144/140/116/100	165/157/149/144
	11ac(40 MHz)	13.5		46/38	62/54	142/134/118/102	159/151/142
	11ac(80 MHz)	29.3		42	58	138/122/106	155/138
6 dB bandwidth	11a	6	BPSK	N/A	N/A	N/A	165/157/149/144
	11n(20 MHz)	6.5		N/A	N/A	N/A	165/157/149/144
	11n(40 MHz)	13.5		N/A	N/A	N/A	159/151/142
	11ac(20 MHz)	6.5		N/A	N/A	N/A	165/157/149/144
	11ac(40 MHz)	13.5		N/A	N/A	N/A	159/151/142
	11ac(80 MHz)	29.3		N/A	N/A	N/A	155/138
Power Spectral Density	11a	6	BPSK	48/44/36	64/60/52	144/140/116/100	165/157/149/144
	11n(20 MHz)	6.5		48/44/36	64/60/52	144/140/116/100	165/157/149/144
	11n(40 MHz)	13.5		46/38	62/54	142/134/118/102	159/151/142
	11ac(20 MHz)	6.5		48/44/36	64/60/52	144/140/116/100	165/157/149/144
	11ac(40 MHz)	13.5		46/38	62/54	142/134/118/102	159/151/142
	11ac(80 MHz)	29.3		42	58	138/122/106	155/138
Radiated Spurious Emissions	11a	6	BPSK	48/44/36	64/60/52	144/140/116/100	165/157/149/144
	11n(20 MHz)	6.5		48/44/36	64/60/52	144/140/116/100	165/157/149/144
	11n(40 MHz)	13.5		46/38	62/54	142/134/118/102	159/151/142
	11ac(20 MHz)	6.5		48/44/36	64/60/52	144/140/116/100	165/157/149/144
	11ac(40 MHz)	13.5		46/38	62/54	142/134/118/102	159/151/142
	11ac(80 MHz)	29.3		42	58	138/122/106	155/138
Band Edge (Restricted-band)	11a	6	BPSK	48/36	64/52	144/140/100	165/149/144
	11n(20 MHz)	6.5		48/36	64/52	144/140/100	165/149/144
	11n(40 MHz)	13.5		46/38	62/54	142/134/102	159/151/142
	11ac(20 MHz)	6.5		48/36	64/52	144/140/100	165/149/144
	11ac(40 MHz)	13.5		46/38	62/54	142/134/102	159/151/142
	11ac(80 MHz)	29.3		42	58	138/122/106	155/138

3 SUMMARY OF TEST RESULTS

3.1 Test Standards

No.	Identity	Document Title
1	47 CFR Part 15 Subpart E	Unlicensed National Information Infrastructure Devices
2	KDB Publication 789033 D02v02r01	Guidelines for Compliance Testing of Unlicensed National Information Infrastructure (U-NII) Devices Part 15, Subpart E
3	ANSI C63.10-2013	American National Standard for Testing Unlicensed Wireless Devices

3.2 Test Verdict

No.	Description	FCC Part No.	Test Result	Verdict
1	Antenna Requirement	15.203	--	Pass ^{Note1}
2	RF Output Power	15.407(a)	ANNEX A.1	Pass
3	Emission Bandwidth & 99% Occupied Bandwidth	15.407(a)	ANNEX A.2	Pass
4	6 dB bandwidth	15.407(e)	ANNEX A.3	Pass
5	Power Spectral Density	15.407(a)	ANNEX A.4	Pass
6	Conducted Emission	15.207	ANNEX A.5	Pass
7	Radiated Spurious Emissions and Band Edge (Restricted-band)	15.407(b)	ANNEX A.6	Pass
8	Receiver Spurious Emissions	--	--	N/A ^{Note2}

Note ¹: The EUT has a permanently and irreplaceable attached antenna, which complies with the requirement FCC 15.203.

Note ²: Only radio communication receivers operating in stand-alone mode within the U-NII-30-960 MHz, as well as scanner receivers, are subject to Industry Canada requirements, so this test is not applicable.

Note ³: Under all normal operating conditions specified in the user manual, frequency stability can keep radiation within the operating frequency band.

4 GENERAL TEST CONFIGURATIONS

4.1 Test Environments

During the measurement, the normal environmental conditions were within the listed ranges:

Relative Humidity	45% to 69%	
Atmospheric Pressure	100 kPa to 102 kPa	
Temperature	NT (Normal Temperature)	+20.8°C to +25.5°C
	LT (Low Temperature)	-10°C
	HT (High Temperature)	+55°C
Working Voltage of the EUT	NV (Normal Voltage)	3.87 V
	LV (Low Voltage)	3.60 V
	HV (High Voltage)	4.45 V

4.2 Test Equipment List

Description	Manufacturer	Model	Serial No.	Cal. Date	Cal. Due
Spectrum Analyzer	ROHDE&SCHWARZ	FSV-40	101544	2022.01.04	2023.01.03
Spectrum Analyzer	KEYSIGHT	N9020A	MY50330200	2022.05.19	2023.05.18
Power Sensor	ROHDE&SCHWARZ	NRP18S	102521	2022.03.09	2023.03.08
Spectrum Analyzer	KEYSIGHT	N9020A	MY50531259	2021.09.08	2022.09.07
EMI Receiver	KEYSIGHT	N9038A	MY53220118	2021.09.13	2022.09.12
EMI Receiver	ROHDE&SCHWARZ	ESRP	101036	2021.10.10	2022.10.09
LISN	SCHWARZBECK	NSLK 8127	8127-687	2022.06.01	2023.05.31
Amplifier	KMW	ZT30-1000MHZ	N/A	2022.06.16	2023.06.15
Amplifier	KMW	LSCX-LNA1-12G-01	N/A	2022.06.16	2023.06.15
Amplifier	KMW	XKu_LNA7-18G-01	N/A	2022.06.16	2023.06.15
Amplifier	KMW	DLAN-18000-40000-02	N/A	2022.06.16	2023.06.15
Test AntennaLoop (9 kHz-30 MHz)	SCHWARZBECK	FMZB 1519	1519-037	2021.04.16	2024.04.15
Test Antenna-Bi-Log (30 MHz-3 GHz)	SCHWARZBECK	VULB 9168	00883	2022.04.01	2025.03.31
Test Antenna-Horn (1-18 GHz)	SCHWARZBECK	BBHA 9120D	02460	2021.05.19	2024.05.08
Test Antenna-Horn (18-40 GHz)	A-INFO	LB-180400KF	J211060273	2021.07.02	2024.07.01
Anechoic Chamber	RAINFORD	9m*6m*6m	N/A	2021.08.16	2024.08.15
Anechoic Chamber	EMC Electronic Co., Ltd	20.10*11.60*7.35m	N/A	2021.08.15	2024.08.14

4.3 Test Software List

Description	Manufacturer	Software Version	Serial No.	Applicable test Setup
BL410R	BALUN	V2.1.1.488	N/A	The section 4.5.1
BL410E	BALUN	V19.8.28.435	N/A	The section 4.5.2&4.5.3&4.5.4&4.5.5

4.4 Measurement Uncertainty

The following measurement uncertainty levels have been estimated for tests performed on the EUT as specified in CISPR 16-4-2.

This uncertainty represents an expanded uncertainty expressed at approximately the 95% confidence level using a coverage factor of k=2.

Parameters	Uncertainty
Occupied Channel Bandwidth	2.8%
RF output power, conducted	1.28 dB
Power Spectral Density, conducted	1.30 dB
Unwanted Emissions, conducted	1.84 dB
All emissions, radiated	5.36 dB
Temperature	0.82°C
Humidity	4.1%

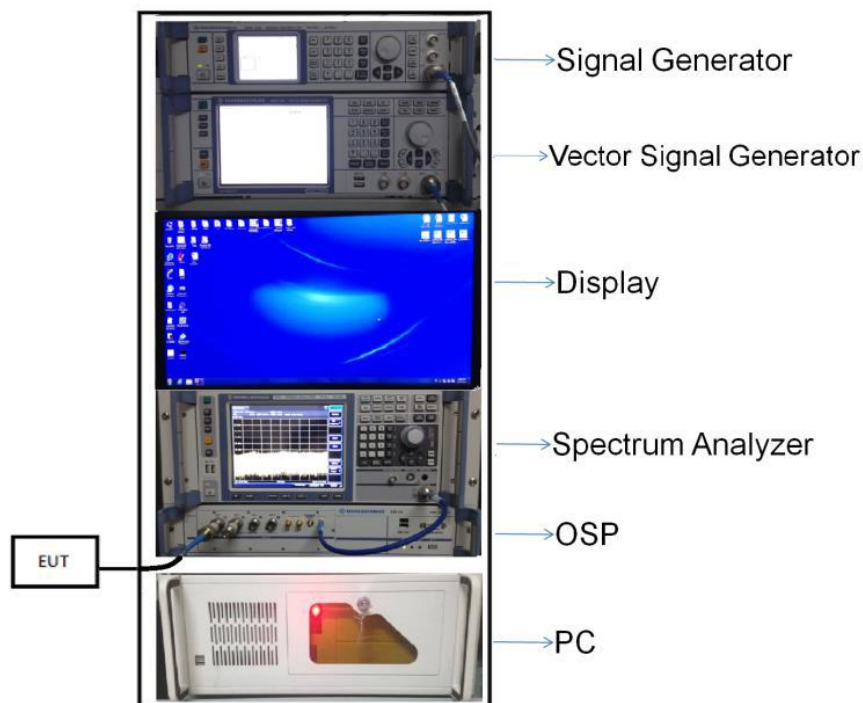
4.5 Description of Test Setup

4.5.1 For Antenna Port Test

Conducted value (dBm) = Measurement value (dBm) + cable loss (dB)

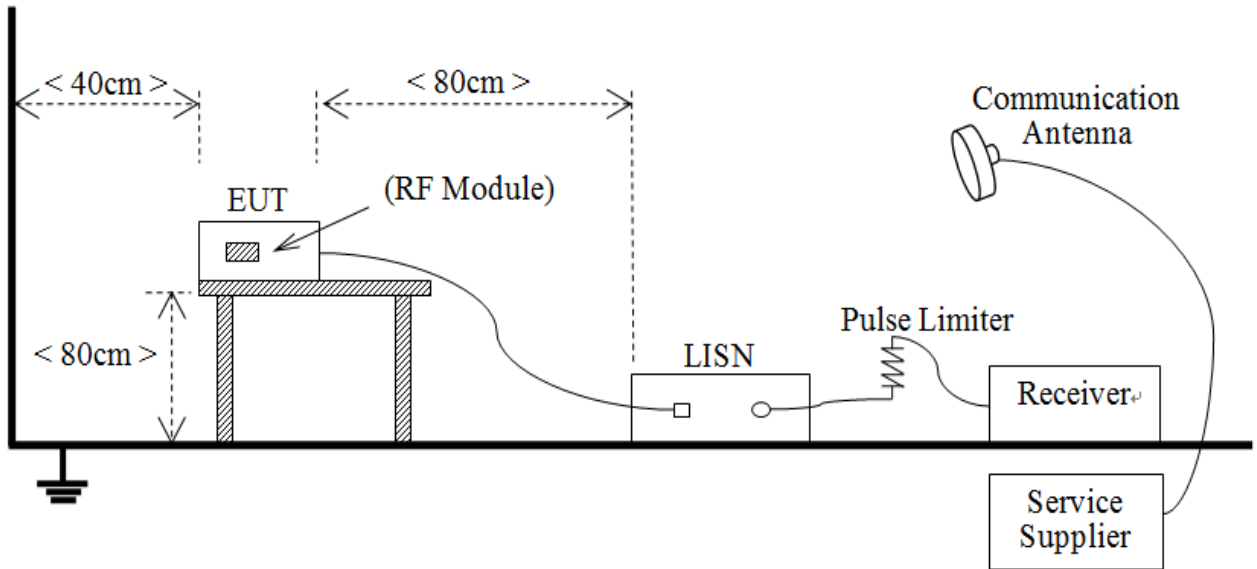
For example: the measurement value is 10 dBm and the cable 0.5dBm used, then the final result of EUT:

Conducted value (dBm) = 10 dBm + 0.5 dB = 10.5 dBm



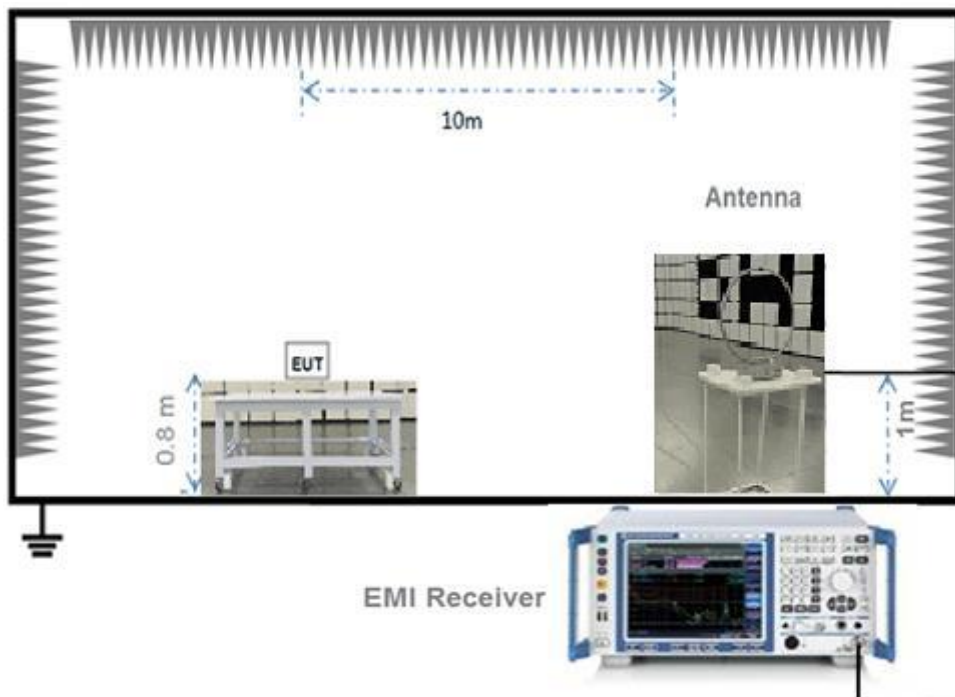
(Diagram 1)

4.5.2 For AC Power Supply Port Test



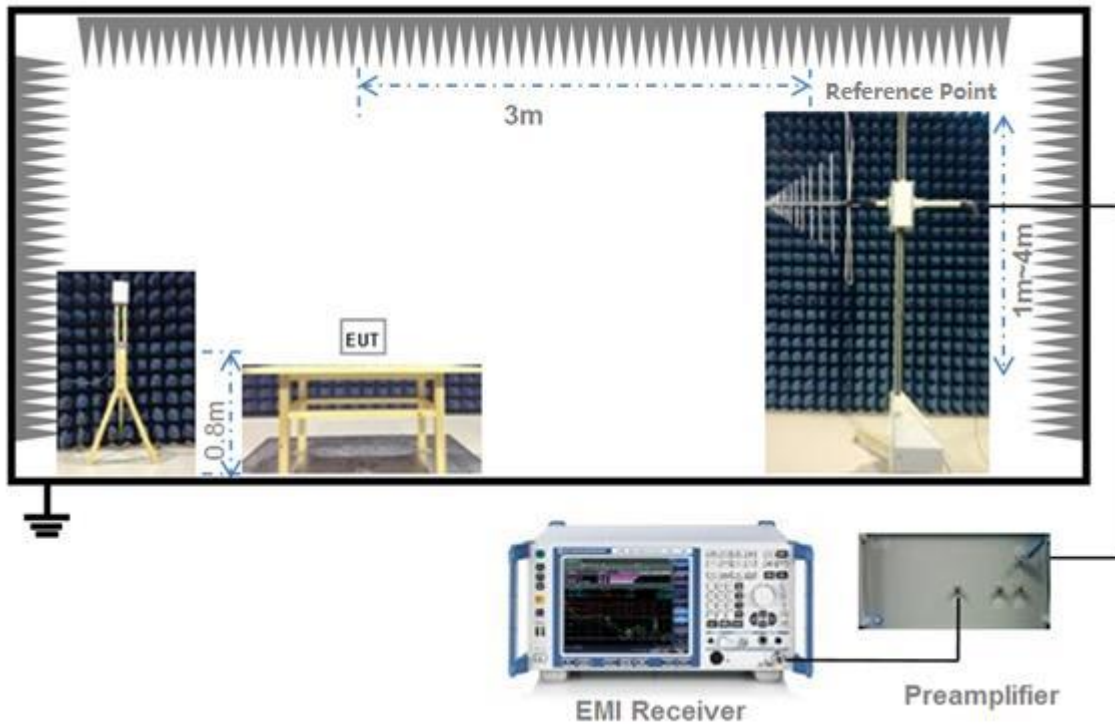
(Diagram 2)

4.5.3 For Radiated Test (Below 30 MHz)



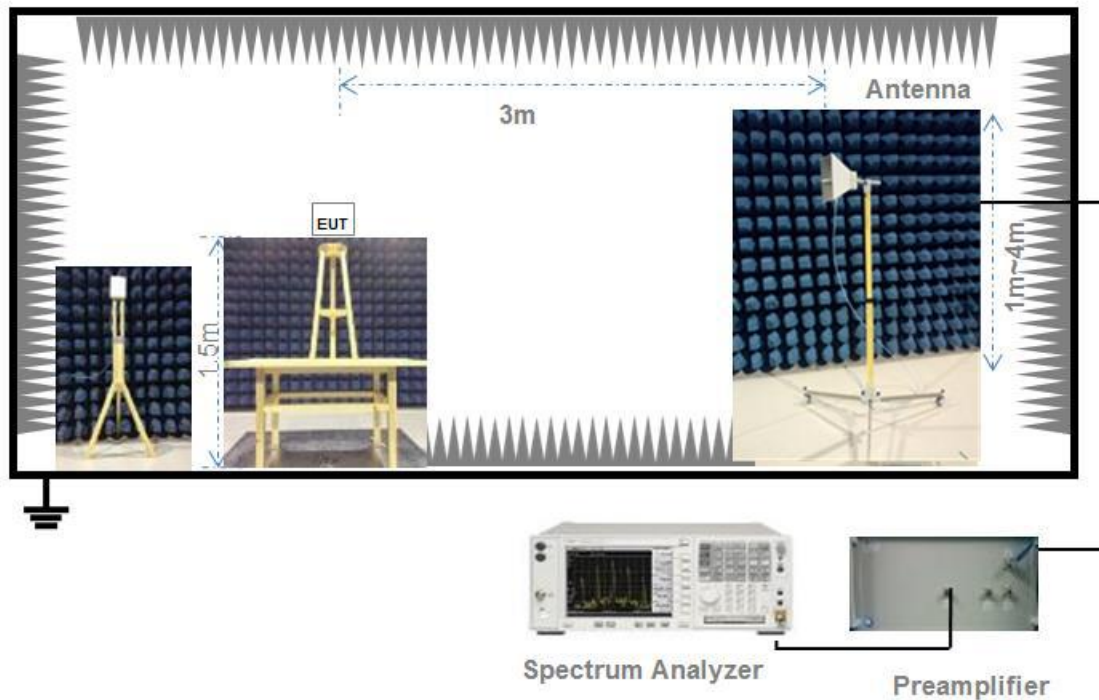
(Diagram 3)

4.5.4 For Radiated Test (30 MHz-1 GHz)



(Diagram 4)

4.5.5 For Radiated Test (Above 1 GHz)



(Diagram 5)

5 TEST ITEMS

5.1 RF Output Power

5.1.1 Test Limit

FCC §15.407(a)

The maximum conducted output power should not exceed:

Frequency Band (MHz)	Limit
5150-5250	250 mW
5250-5350	250 mW or 11 dBm + 10log B, whichever is less.
5470-5725	250 mW or 11 dBm + 10log B, whichever is less.
5725-5850	1 W
Note: Where "B" is the 26 dB emissions bandwidth in MHz.	

5.1.2 Test Setup

The section 4.5.1 (Diagram 1) test setup description was used for this test. The photo of test setup please refer to ANNEX B.

5.1.3 Test Procedure

The maximum peak conducted output power may be measured using a broadband Average RF power meter. The power meter shall have a video bandwidth that is greater than or equal to the emission bandwidth and utilize a fast-responding diode detector.

The E.I.R.P used radiated test method. At a test site that has been validated using the procedures of ANSI C63.4 or the latest CISPR 16-1-4 for measurements above 1 GHz, so as to simulate a near free-space environment.

5.1.4 Test Result

Please refer to ANNEX A.1.

5.2 Emission Bandwidth and 6 dB Bandwidth

5.2.1 Limit

FCC §15.407(a)

Within the 5.725-5.85 GHz band, the minimum 6 dB bandwidth of U-NII devices shall be at least 500 kHz.

5.2.2 Test Setup

The test setup photo please refer to 4.5.1 (Diagram 1) test setup description was used for this test. The photo of test setup please refer to ANNEX B.

5.2.3 Test Procedure

Emission bandwidth

1. Set RBW = approximately 1% of the emission bandwidth.
2. Set VBW $\geq 3 \times$ RBW,
3. Detector = Peak.
4. Trace mode = Max hold.
5. Measure the maximum width of the emission that is 26 dB down from the peak of the emission.

Occupied Bandwidth

1. Set Span = 1.5 times to 5.0 times the OBW
2. Set RBW = 1% to 5% of the OBW.
3. Set VBW $\geq 3 \times$ RBW, Detector = Peak.
4. Trace mode = Max hold.
5. Use the 99% power bandwidth function of the instrument.

6 dB bandwidth

1. Set RBW = 100 kHz, VBW = 300 kHz.
2. Detector = Peak. Trace mode = Max hold.
3. Allow the trace to stabilize.
4. Measure the maximum width of the emission that is constrained by the frequencies associated with the two outermost amplitude points (upper and lower frequencies) that are attenuated by 6 dB relative to the maximum level measured in the fundamental emission.

5.2.4 Test Result

Please refer to ANNEX A.2 and ANNEX A.3.

5.3 Power Spectral density (PSD)

5.3.1 Limit

FCC §15.407(a)

The maximum power spectral density should not exceed:

Frequency Band (MHz)	Limit
5150-5250	11 dBm/MHz
5250-5350	11 dBm/MHz
5470-5725	11 dBm/MHz
5725-5850	30 dBm/500kHz

5.3.2 Test Setup

The section 4.5.1 (Diagram 1) test setup description was used for this test. The photo of test setup please refer to ANNEX B.

5.3.3 Test Procedure

Set the spectrum analyzer or EMI receiver span to view the entire emission bandwidth.

1. Set RBW = 510 kHz/1 MHz, VBW \geq 3*RBW, Sweep time = Auto, Detector = RMS.
2. Allow the sweeps to continue until the trace stabilizes.
3. Use the peak marker function to determine the maximum amplitude level.
4. The E.I.R.P spectral density used radiated test method. At a test site that has been validated using the procedures of ANSI C63.4 or the latest CISPR 16-1-4 for measurements above 1 GHz, so as to simulate a near free-space environment.

5.3.4 Test Result

Please refer to ANNEX A.4.

5.4 Conducted Emission

5.4.1 Limit

FCC §15.207

For an intentional radiator that is designed to be connected to the public utility (AC) power line, the radio frequency voltage that is conducted back onto the AC power line on any frequency within the U-NII-150 kHz to 30 MHz shall not exceed the limits in the following table, as measured using a 50 μ H/50 Ω line impedance stabilization network (LISN).

Frequency range (MHz)	Conducted Limit (dB μ V)	
	Quai-peak	Average
0.15 - 0.50	66 to 56	56 to 46
0.50 - 5	56	46
0.50 - 30	60	50

5.4.2 Test Setup

The section 4.5.2 (Diagram 2) test setup description was used for this test. The photo of test setup please refer to ANNEX B.

5.4.3 Test Procedure

The maximum conducted interference is searched using Peak (PK), if the emission levels more than the AV and QP limits, and that have narrow margins from the AV and QP limits will be re-measured with AV and QP detectors. Tests for both L phase and N phase lines of the power mains connected to the EUT are performed. Refer to recorded points and plots below.

5.4.4 Test Result

Please refer to ANNEX A.5.

5.5 Radiated Spurious Emissions and Band Edge (Restricted-band)

5.5.1 Limit

FCC §15.209 & 15.407(b)

Frequency (MHz)	Field Strength (µV/m)	Measurement Distance (m)
0.009 - 0.490	2400/F(kHz)	300
0.490 - 1.705	24000/F(kHz)	30
1.705 - 30.0	30	30
30 - 88	100	3
88 - 216	150	3
216 - 960	200	3
Above 960	500	3

Note¹: The Limit for radiated test was performed according to FCC Part 15C

Note²: The tighter limit applies at the band edge.

Un-restricted band emissions	
Out Operating Band (MHz)	Limit
5150 - 5250	e.i.r.p. -27 dBm (68.2 dBuV/m@3m)
5250 - 5350	e.i.r.p. -27 dBm (68.2 dBuV/m@3m)
5470 - 5725	e.i.r.p. -27 dBm (68.2 dBuV/m@3m)
5725 - 5850	<p>All emissions shall be limited to a level of -27 dBm/MHz at 75 MHz or more above or below the band edge increasing linearly to 10 dBm/MHz at 25 MHz above or below the band edge, and from 25 MHz above or below the band edge increasing linearly to a level of 15.6 dBm/MHz at 5 MHz above or below the band edge, and from 5 MHz above or below the band edge increasing linearly to a level of 27 dBm/MHz at the band edge.</p>

Note: The following formula is used to convert the equipment isotropic radiated power (eirp) to field strength.

5.5.2 Test Setup

The section 4.5.3-4.5.5 (Diagram 3 - Diagram 5) test setup description was used for this test. The photo of test setup please refer to ANNEX B.

5.5.3 Test Procedure

Since the emission limits are specified in terms of radiated field strength levels, measurements performed to demonstrate compliance have traditionally relied on a radiated test configuration. Radiated measurements remain the principal method for demonstrating compliance to the specified limits; however antenna-port conducted measurements are also now acceptable to demonstrate compliance (see below for details). When radiated measurements are utilized, test site requirements and procedures for maximizing and measuring radiated emissions that are described in ANSI C63.10 shall be followed.

Antenna-port conducted measurements may also be used as an alternative to radiated measurements for demonstrating compliance in the restricted frequency bands. If conducted measurements are performed, then proper impedance matching must be ensured and an additional radiated test for cabinet/case spurious emissions is required.

General Procedure for conducted measurements in restricted bands

- a) Measure the conducted output power (in dBm) using the detector specified (see guidance regarding measurement procedures for determining quasi-peak, peak, and average conducted output power, respectively).
- b) Add the maximum transmit antenna gain (in dBi) to the measured output power level to determine the EIRP level (see guidance on determining the applicable antenna gain)
- c) Add the appropriate maximum ground reflection factor to the EIRP level (6 dB for frequencies \leq 30 MHz, 4.7 dB for frequencies between 30 MHz and 1000 MHz, inclusive and 0 dB for frequencies $>$ 1000 MHz).
- d) For devices with multiple antenna-ports, measure the power of each individual chain and sum the EIRP of all chains in linear terms (e.g., Watts, mW).
- e) Convert the resultant EIRP level to an equivalent electric field strength using the following relationship:

$$E = \text{EIRP} - 20\log D + 104.8$$

where:

E = electric field strength in dB μ V/m,

EIRP = equivalent isotropic radiated power in dBm

D = specified measurement distance in meters.

- f) Compare the resultant electric field strength level to the applicable limit.
- g) Perform radiated spurious emission test.

Quasi-Peak measurement procedure

The specifications for measurements using the CISPR quasi-peak detector can be found in Publication 16 of the International Special Committee on Radio Frequency Interference (CISPR) of the International

Electrotechnical Commission.

As an alternative to CISPR quasi-peak measurement, compliance can be demonstrated to the applicable emission limits using a peak detector.

Peak power measurement procedure

Peak emission levels are measured by setting the instrument as follows:

- a) RBW = as specified in Table 1.
- b) VBW $\geq 3 \times$ RBW.
- c) Detector = Peak.
- d) Sweep time = auto.
- e) Trace mode = max hold.
- f) Allow sweeps to continue until the trace stabilizes. (Note that the required measurement time may be longer for low duty cycle applications).

Table 1—RBW as a function of frequency

Frequency	RBW
9-150 kHz	200-300 Hz
0.15-30 MHz	9-10 kHz
30-1000 MHz	100-120 kHz
> 1000 MHz	1 MHz

If the peak-detected amplitude can be shown to comply with the average limit, then it is not necessary to perform a separate average measurement.

Trace averaging across on and off times of the EUT transmissions followed by duty cycle correction

If continuous transmission of the EUT (i.e., duty cycle ≥ 98 percent) cannot be achieved and the duty cycle is constant (i.e., duty cycle variations are less than ± 2 percent), then the following procedure shall be used:

- a) The EUT shall be configured to operate at the maximum achievable duty cycle.
- b) Measure the duty cycle, x , of the transmitter output signal as described in section 6.0.
- c) RBW = 1 MHz (unless otherwise specified).
- d) VBW $\geq 3 \times$ RBW.
- e) Detector = RMS, if $\text{span}/(\# \text{ of points in sweep}) \leq (\text{RBW}/2)$. Satisfying this condition may require increasing the number of points in the sweep or reducing the span. If this condition cannot be satisfied, then the detector mode shall be set to peak.
- f) Averaging type = power (i.e., RMS).
 - 1) As an alternative, the detector and averaging type may be set for linear voltage averaging.
 - 2) Some instruments require linear display mode in order to use linear voltage averaging. Log or dB

averaging shall not be used.

g) Sweep time = auto.

h) Perform a trace average of at least 100 traces.

i) A correction factor shall be added to the measurement results prior to comparing to the emission limit in order to compute the emission level that would have been measured had the test been performed at 100 percent duty cycle. The correction factor is computed as follows:

1) If power averaging (RMS) mode was used in step f), then the applicable correction factor is $10 \log(1/x)$, where x is the duty cycle.

2) If linear voltage averaging mode was used in step f), then the applicable correction factor is $20 \log(1/x)$, where x is the duty cycle.

3) If a specific emission is demonstrated to be continuous (≥ 98 percent duty cycle) rather than turning on and off with the transmit cycle, then no duty cycle correction is required for that emission.

NOTE: Reduction of the measured emission amplitude levels to account for operational duty factor is not permitted. Compliance is based on emission levels occurring during transmission - not on an average across on and off times of the transmitter.

Determining the applicable transmit antenna gain

A conducted power measurement will determine the maximum output power associated with a restricted band emission; however, in order to determine the associated EIRP level, the gain of the transmitting antenna (in dBi) must be added to the measured output power (in dBm).

Since the out-of-band characteristics of the EUT transmit antenna will often be unknown, the use of a conservative antenna gain value is necessary. Thus, when determining the EIRP based on the measured conducted power, the upper bound on antenna gain for a device with a single RF output shall be selected as the maximum in-band gain of the antenna across all operating bands, or 2 dBi, whichever is greater. However, for devices that operate in multiple frequency bands while using the same transmit antenna, the highest gain of the antenna within the operating band nearest in frequency to the restricted band emission being measured may be used in lieu of the overall highest gain when the emission is at a frequency that is within 20 percent of the nearest band edge frequency, but in no case shall a value less than 2 dBi be used.

See KDB 662911 for guidance on calculating the additional array gain term when determining the effective antenna gain for a EUT with multiple outputs occupying the same or overlapping frequency ranges in the same band.

Radiated spurious emission test

An additional consideration when performing conducted measurements of restricted band emissions is that unwanted emissions radiating from the EUT cabinet, control circuits, power leads, or intermediate circuit elements will likely go undetected in a conducted measurement configuration. To address this concern, a radiated test shall be performed to ensure that emissions emanating from the EUT cabinet (rather than the antenna port) also comply with the applicable limits.

For these cabinet radiated spurious emission measurements the EUT transmit antenna may be replaced with a termination matching the nominal impedance of the antenna. Procedures for performing radiated measurements are specified in ANSI C63.10. All detected emissions shall comply with the applicable limits.

The measurement frequency range is from 30 MHz to the 10th harmonic of the fundamental frequency. The Turn Table is actuated to turn from 0° to 360°, and both horizontal and vertical polarizations of the Test Antenna are used to find the maximum radiated power. Final measurements for the EUT require a measurement antenna height scan of 1 m to 4 m. Mid channels on all channel bandwidth verified. Only the worst RB size/offset presented.

The power of the EUT transmitting frequency should be ignored.

All Spurious Emission tests were performed in X, Y, Z axis direction. And only the worst axis test condition was recorded in this test report.

Use the following spectrum analyzer settings:

Span = wide enough to fully capture the emission being measured

RBW = 1 MHz for $f \geq 1$ GHz, 100 kHz for $f < 1$ GHz

VBW \geq RBW

Sweep = auto

Detector function = peak

Trace = max hold

5.5.4 Test Result

Please refer to ANNEX A.6.

ANNEX A TEST RESULT

A.1 RF Output Power

Note 1: For FCC standard, if transmitting antennas of directional gain greater than 6 dBi are used, all band maximum conducted output power shall be reduced by the amount in dB that the directional gain of the antenna exceeds 6 dBi.

Duty Cycle

Test Mode	On Time (ms)	On+Off time (ms)	Duty Cycle
11a	1.343	1.381	97.25%
11n (HT20)/11ac (VHT20)	1.260	1.297	97.15%
11n (HT40)/11ac (VHT40)	0.627	0.664	94.46%
11ac (VHT80)	0.316	0.352	89.91%

Test DataConducted Power

U-NII-1 (5150 - 5250 MHz)					
Mode	Channel	Conducted Power (dBm)	Conducted Power (mW)	FCC Limit (mW)	Verdict
11a	CH36	16.56	45.29	250	Pass
11a	CH44	16.38	43.45	250	Pass
11a	CH48	16.58	45.50	250	Pass
11n (HT20)	CH36	15.48	35.32	250	Pass
11n (HT20)	CH44	15.36	34.36	250	Pass
11n (HT20)	CH48	15.31	33.96	250	Pass
11n (HT40)	CH38	14.04	25.35	250	Pass
11n (HT40)	CH46	14.39	27.48	250	Pass
11ac (VHT20)	CH36	15.32	34.04	250	Pass
11ac (VHT20)	CH44	15.42	34.83	250	Pass
11ac (VHT20)	CH48	15.47	35.24	250	Pass
11ac (VHT40)	CH38	14.50	28.18	250	Pass
11ac (VHT40)	CH46	14.35	27.23	250	Pass
11ac (VHT80)	CH42	13.68	23.33	250	Pass

U-NII-2A (5250 - 5350 MHz)					
Mode	Channel	Conducted Power (dBm)	Conducted Power (mW)	FCC Limit (mW)	Verdict
11a	CH52	16.61	45.81	250	Pass
11a	CH60	16.54	45.08	250	Pass
11a	CH64	16.80	47.86	250	Pass
11n (HT20)	CH52	15.55	35.89	250	Pass
11n (HT20)	CH60	15.65	36.73	250	Pass
11n (HT20)	CH64	15.60	36.31	250	Pass
11n (HT40)	CH54	14.64	29.11	250	Pass
11n (HT40)	CH62	14.66	29.24	250	Pass
11ac (VHT20)	CH52	15.53	35.73	250	Pass
11ac (VHT20)	CH60	15.69	37.07	250	Pass
11ac (VHT20)	CH64	15.57	36.06	250	Pass
11ac (VHT40)	CH54	14.60	28.84	250	Pass
11ac (VHT40)	CH62	14.75	29.85	250	Pass
11ac (VHT80)	CH58	13.77	23.82	250	Pass

U-NII-2C (5470 - 5725 MHz)					
Mode	Channel	Conducted Power (dBm)	Conducted Power (mW)	FCC Limit (mW)	Verdict
11a	CH100	16.35	43.15	250	Pass
11a	CH116	16.33	42.95	250	Pass
11a	CH140	16.65	46.24	250	Pass
11n (HT20)	CH100	15.21	33.19	250	Pass
11n (HT20)	CH116	15.26	33.57	250	Pass
11n (HT20)	CH140	15.61	36.39	250	Pass
11n (HT40)	CH102	14.39	27.48	250	Pass
11n (HT40)	CH118	14.40	27.54	250	Pass
11n (HT40)	CH134	15.11	32.43	250	Pass
11ac (VHT20)	CH100	15.37	34.43	250	Pass
11ac (VHT20)	CH116	15.30	33.88	250	Pass
11ac (VHT20)	CH140	15.64	36.64	250	Pass
11ac (VHT40)	CH102	14.31	26.98	250	Pass
11ac (VHT40)	CH118	14.31	26.98	250	Pass
11ac (VHT40)	CH134	14.97	31.41	250	Pass
11ac (VHT80)	CH106	13.40	21.88	250	Pass
11ac (VHT80)	CH122	13.40	21.88	250	Pass

U-NII-3 (5725 - 5850 MHz)					
Mode	Channel	Conducted Power (dBm)	Conducted Power (mW)	FCC Limit (mW)	Verdict
11a	CH149	16.24	42.07	1000	Pass
11a	CH157	15.63	36.56	1000	Pass
11a	CH165	15.67	36.90	1000	Pass
11n (HT20)	CH149	15.23	33.34	1000	Pass
11n (HT20)	CH157	14.75	29.85	1000	Pass
11n (HT20)	CH165	14.58	28.71	1000	Pass
11n (HT40)	CH151	14.49	28.12	1000	Pass
11n (HT40)	CH159	13.82	24.10	1000	Pass
11ac (VHT20)	CH149	15.32	34.04	1000	Pass
11ac (VHT20)	CH157	14.67	29.31	1000	Pass
11ac (VHT20)	CH165	14.72	29.65	1000	Pass
11ac (VHT40)	CH151	14.44	27.80	1000	Pass
11ac (VHT40)	CH159	13.87	24.38	1000	Pass
11ac (VHT80)	CH155	12.82	19.14	1000	Pass

U-NII-2C straddle channel					
Mode	Channel	Conducted Power (dBm)	Conducted Power (mW)	FCC Limit (mW)	Verdict
11a	CH144	16.63	46.03	201	Pass
11n (HT20)	CH144	15.52	35.65	209	Pass
11n (HT40)	CH142	14.59	28.77	250	Pass
11ac (VHT20)	CH144	15.54	35.81	213	Pass
11ac (VHT40)	CH142	14.66	29.24	250	Pass
11ac (VHT80)	CH138	14.01	25.18	250	Pass

U-NII-3 straddle channel					
Mode	Channel	Conducted Power (dBm)	Conducted Power (mW)	FCC Limit (mW)	Verdict
11a	CH144	16.63	46.03	1000	Pass
11n (HT20)	CH144	15.52	35.65	1000	Pass
11n (HT40)	CH142	14.59	28.77	1000	Pass
11ac (VHT20)	CH144	15.54	35.81	1000	Pass
11ac (VHT40)	CH142	14.66	29.24	1000	Pass
11ac (VHT80)	CH138	14.01	25.18	1000	Pass

A.2 Emission Bandwidth & 99% Bandwidth

Note: Test plots please refer to the document "Annex No.: BL-SZ2270591-604 Data Part 1.pdf".

Test Data

U-NII-1 (5150 - 5250 MHz)			
Mode	Channel	26 dB Bandwidth (MHz)	99% Bandwidth (MHz)
11a	CH36	22.66	16.56
11a	CH44	22.72	16.55
11a	CH48	22.62	16.56
11n (HT20)	CH36	23.10	17.72
11n (HT20)	CH44	23.35	17.74
11n (HT20)	CH48	22.99	17.75
11n (HT40)	CH38	41.37	36.20
11n (HT40)	CH46	41.50	36.24
11ac (VHT20)	CH36	23.10	17.74
11ac (VHT20)	CH44	23.08	17.73
11ac (VHT20)	CH48	22.86	17.74
11ac (VHT40)	CH38	41.64	36.20
11ac (VHT40)	CH46	41.71	36.23
11ac (VHT80)	CH42	84.54	75.76

U-NII-2A (5250 - 5350 MHz)			
Mode	Channel	26 dB Bandwidth (MHz)	99% Bandwidth (MHz)
11a	CH52	22.63	16.55
11a	CH60	22.57	16.56
11a	CH64	22.64	16.54
11n (HT20)	CH52	23.03	17.73
11n (HT20)	CH60	23.12	17.72
11n (HT20)	CH64	23.21	17.73
11n (HT40)	CH54	41.36	36.20
11n (HT40)	CH62	41.74	36.23
11ac (VHT20)	CH52	23.04	17.72
11ac (VHT20)	CH60	22.80	17.74
11ac (VHT20)	CH64	23.05	17.73
11ac (VHT40)	CH54	41.42	36.22
11ac (VHT40)	CH62	41.62	36.23
11ac (VHT80)	CH58	84.25	75.81

U-NII-2C (5470 - 5725 MHz)			
Mode	Channel	26 dB Bandwidth (MHz)	99% Bandwidth (MHz)
11a	CH100	22.49	16.55
11a	CH116	22.52	16.57
11a	CH140	22.03	16.55
11n (HT20)	CH100	22.86	17.70
11n (HT20)	CH116	22.93	17.71
11n (HT20)	CH140	22.88	17.71
11n (HT40)	CH102	41.68	36.20
11n (HT40)	CH118	41.88	36.22
11n (HT40)	CH134	41.82	36.22
11ac (VHT20)	CH100	23.06	17.72
11ac (VHT20)	CH116	23.07	17.75
11ac (VHT20)	CH140	22.84	17.70
11ac (VHT40)	CH102	41.35	36.22
11ac (VHT40)	CH118	41.46	36.21
11ac (VHT40)	CH134	41.71	36.22
11ac (VHT80)	CH106	83.90	75.76
11ac (VHT80)	CH122	83.75	75.69

U-NII-3 (5725 - 5850 MHz)			
Mode	Channel	26 dB Bandwidth (MHz)	99% Bandwidth (MHz)
11a	CH149	22.08	16.57
11a	CH157	22.26	16.56
11a	CH165	22.25	16.57
11n (HT20)	CH149	23.47	17.72
11n (HT20)	CH157	23.50	17.72
11n (HT20)	CH165	23.58	17.73
11n (HT40)	CH151	41.81	36.25
11n (HT40)	CH159	41.70	36.24
11ac (VHT20)	CH149	22.97	17.75
11ac (VHT20)	CH157	23.34	17.73
11ac (VHT20)	CH165	23.42	17.74
11ac (VHT40)	CH151	41.57	36.22
11ac (VHT40)	CH159	41.60	36.23
11ac (VHT80)	CH155	83.60	75.67

U-NII-2C straddle channel			
Mode	Channel	26 dB Bandwidth (MHz)	99% Bandwidth (MHz)
11a	CH144	16.00	13.30
11n (HT20)	CH144	16.60	13.90
11n (HT40)	CH142	35.90	33.10
11ac (VHT20)	CH144	16.90	13.90
11ac (VHT40)	CH142	35.70	33.10
11ac (VHT80)	CH138	76.70	72.90

U-NII-3 straddle channel			
Mode	Channel	26 dB Bandwidth (MHz)	99% Bandwidth (MHz)
11a	CH144	5.70	3.30
11n (HT20)	CH144	6.70	3.80
11n (HT40)	CH142	5.60	3.10
11ac (VHT20)	CH144	6.70	3.80
11ac (VHT40)	CH142	5.70	3.10
11ac (VHT80)	CH138	6.70	2.80

A.3 6 dB Bandwidth

Note: Test plots please refer to the document "Annex No.: BL-SZ2270591-604 Data Part 2.pdf".

Test Data

U-NII-3 (5725 - 5850 MHz)				
Mode	Channel	6 dB Bandwidth (MHz)	Limit (kHz)	Verdict
11a	CH149	15.25	500.00	Pass
11a	CH157	15.75	500.00	Pass
11a	CH165	15.45	500.00	Pass
11n (HT20)	CH149	15.40	500.00	Pass
11n (HT20)	CH157	15.20	500.00	Pass
11n (HT20)	CH165	15.20	500.00	Pass
11n (HT40)	CH151	35.90	500.00	Pass
11n (HT40)	CH159	35.95	500.00	Pass
11ac (VHT20)	CH149	15.20	500.00	Pass
11ac (VHT20)	CH157	15.20	500.00	Pass
11ac (VHT20)	CH165	15.20	500.00	Pass
11ac (VHT40)	CH151	36.40	500.00	Pass
11ac (VHT40)	CH159	35.80	500.00	Pass
11ac (VHT80)	CH155	75.20	500.00	Pass

U-NII-3 straddle channel				
Mode	Channel	6 dB Bandwidth (MHz)	Limit (kHz)	Verdict
11a	CH144	2.65	500.00	Pass
11n (HT20)	CH144	2.65	500.00	Pass
11n (HT40)	CH142	2.65	500.00	Pass
11ac (VHT20)	CH144	2.65	500.00	Pass
11ac (VHT40)	CH142	2.65	500.00	Pass
11ac (VHT80)	CH138	2.60	500.00	Pass

A.4 Power Spectral Density

Note: Test plots please refer to the document "Annex No.: BL-SZ2270591-604 Data Part 3.pdf".

Test Data

U-NII-1 (5150 - 5250 MHz)				
Mode	Channel	PSD (dBm/MHz)	Limit (dBm/MHz)	Verdict
11a	CH36	5.59	11.00	Pass
11a	CH44	5.03	11.00	Pass
11a	CH48	5.37	11.00	Pass
11n (HT20)	CH36	4.18	11.00	Pass
11n (HT20)	CH44	3.58	11.00	Pass
11n (HT20)	CH48	3.88	11.00	Pass
11n (HT40)	CH38	-0.42	11.00	Pass
11n (HT40)	CH46	-0.49	11.00	Pass
11ac (VHT20)	CH36	4.11	11.00	Pass
11ac (VHT20)	CH44	3.64	11.00	Pass
11ac (VHT20)	CH48	3.91	11.00	Pass
11ac (VHT40)	CH38	-0.03	11.00	Pass
11ac (VHT40)	CH46	-0.50	11.00	Pass
11ac (VHT80)	CH42	-4.39	11.00	Pass

U-NII-2A (5250 - 5350 MHz)				
Mode	Channel	PSD (dBm/MHz)	Limit (dBm/MHz)	Verdict
11a	CH52	5.74	11.00	Pass
11a	CH60	5.31	11.00	Pass
11a	CH64	5.31	11.00	Pass
11n (HT20)	CH52	4.29	11.00	Pass
11n (HT20)	CH60	3.94	11.00	Pass
11n (HT20)	CH64	4.05	11.00	Pass
11n (HT40)	CH54	0.11	11.00	Pass
11n (HT40)	CH62	-0.21	11.00	Pass
11ac (VHT20)	CH52	4.36	11.00	Pass
11ac (VHT20)	CH60	3.92	11.00	Pass
11ac (VHT20)	CH64	4.09	11.00	Pass
11ac (VHT40)	CH54	0.15	11.00	Pass
11ac (VHT40)	CH62	-0.16	11.00	Pass
11ac (VHT80)	CH58	-4.07	11.00	Pass

U-NII-2C (5470 - 5725 MHz)				
Mode	Channel	PSD (dBm/MHz)	Limit (dBm/MHz)	Verdict
11a	CH100	5.55	11.00	Pass
11a	CH116	4.80	11.00	Pass
11a	CH140	5.13	11.00	Pass
11n (HT20)	CH100	4.26	11.00	Pass
11n (HT20)	CH116	3.51	11.00	Pass
11n (HT20)	CH140	3.84	11.00	Pass
11n (HT40)	CH102	0.12	11.00	Pass
11n (HT40)	CH118	-0.45	11.00	Pass
11n (HT40)	CH134	-0.15	11.00	Pass
11ac (VHT20)	CH100	4.27	11.00	Pass
11ac (VHT20)	CH116	3.47	11.00	Pass
11ac (VHT20)	CH140	3.90	11.00	Pass
11ac (VHT40)	CH102	0.11	11.00	Pass
11ac (VHT40)	CH118	-0.41	11.00	Pass
11ac (VHT40)	CH134	-0.13	11.00	Pass
11ac (VHT80)	CH106	-4.25	11.00	Pass
11ac (VHT80)	CH122	-4.77	11.00	Pass

U-NII-3 (5725 - 5850 MHz)				
Mode	Channel	PSD (dBm/500kHz)	Limit (dBm/500kHz)	Verdict
11a	CH149	2.03	30.00	Pass
11a	CH157	1.56	30.00	Pass
11a	CH165	1.51	30.00	Pass
11n (HT20)	CH149	0.79	30.00	Pass
11n (HT20)	CH157	0.21	30.00	Pass
11n (HT20)	CH165	0.02	30.00	Pass
11n (HT40)	CH151	-3.23	30.00	Pass
11n (HT40)	CH159	-4.32	30.00	Pass
11ac (VHT20)	CH149	0.79	30.00	Pass
11ac (VHT20)	CH157	0.28	30.00	Pass
11ac (VHT20)	CH165	0.33	30.00	Pass
11ac (VHT40)	CH151	-3.21	30.00	Pass
11ac (VHT40)	CH159	-4.39	30.00	Pass
11ac (VHT80)	CH155	-7.75	30.00	Pass

U-NII-2C straddle channel				
Mode	Channel	PSD (dBm/MHz)	Limit (dBm/MHz)	Verdict
11a	CH144	5.08	11.00	Pass
11n (HT20)	CH144	3.67	11.00	Pass
11n (HT40)	CH142	-0.27	11.00	Pass
11ac (VHT20)	CH144	3.72	11.00	Pass
11ac (VHT40)	CH142	-0.15	11.00	Pass
11ac (VHT80)	CH138	-4.12	11.00	Pass

U-NII-3 straddle channel				
Mode	Channel	PSD (dBm/500kHz)	Limit (dBm/500kHz)	Verdict
11a	CH144	2.37	30.00	Pass
11n (HT20)	CH144	1.03	30.00	Pass
11n (HT40)	CH142	-3.07	30.00	Pass
11ac (VHT20)	CH144	1.01	30.00	Pass
11ac (VHT40)	CH142	-2.99	30.00	Pass
11ac (VHT80)	CH138	-6.91	30.00	Pass

A.5 Conducted Emissions

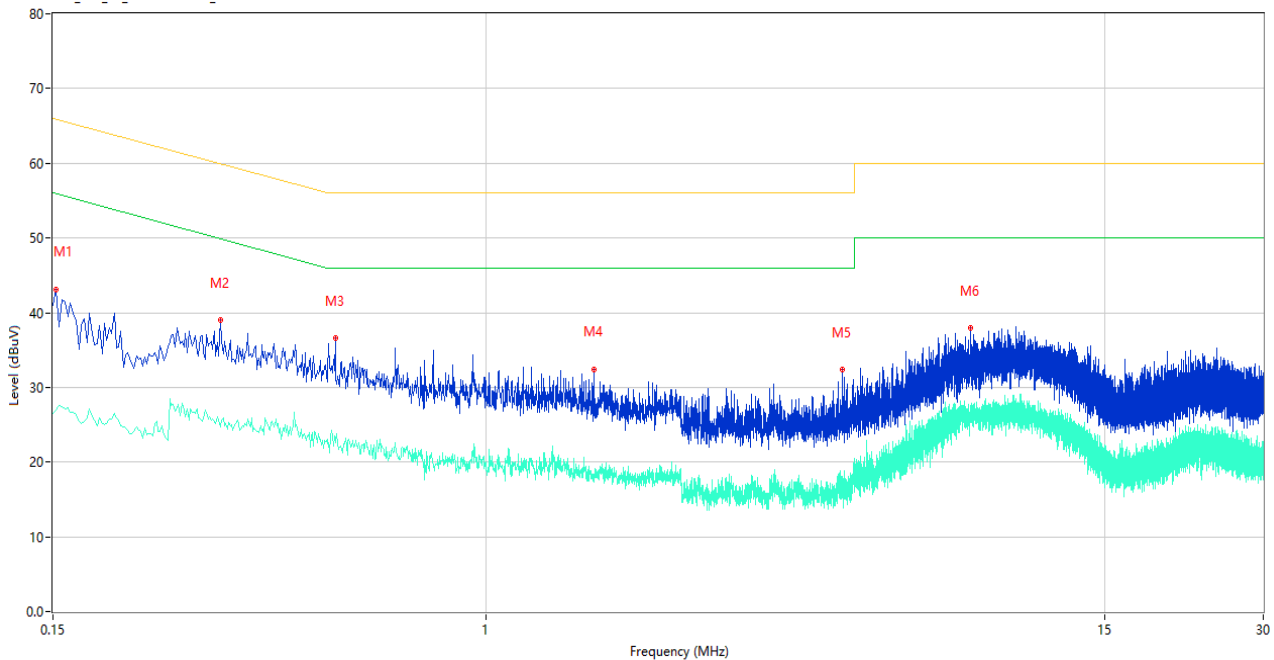
Note ¹: The EUT is working in the Normal link mode. All modes have been tested and normal link mode is worst.

Note ²: Devices subject to Part 15 must be tested for all available U.S. voltages and frequencies (such as a nominal 120 VAC, 60 Hz and 240 VAC, 50 Hz) for which the device is capable of operation. So, The configuration 120 VAC, 60 Hz and 240 VAC, 50 Hz were tested respectively, but only the worst configuration (120 VAC, 60 Hz) shown here.

Test Data and Plots

PHASE L

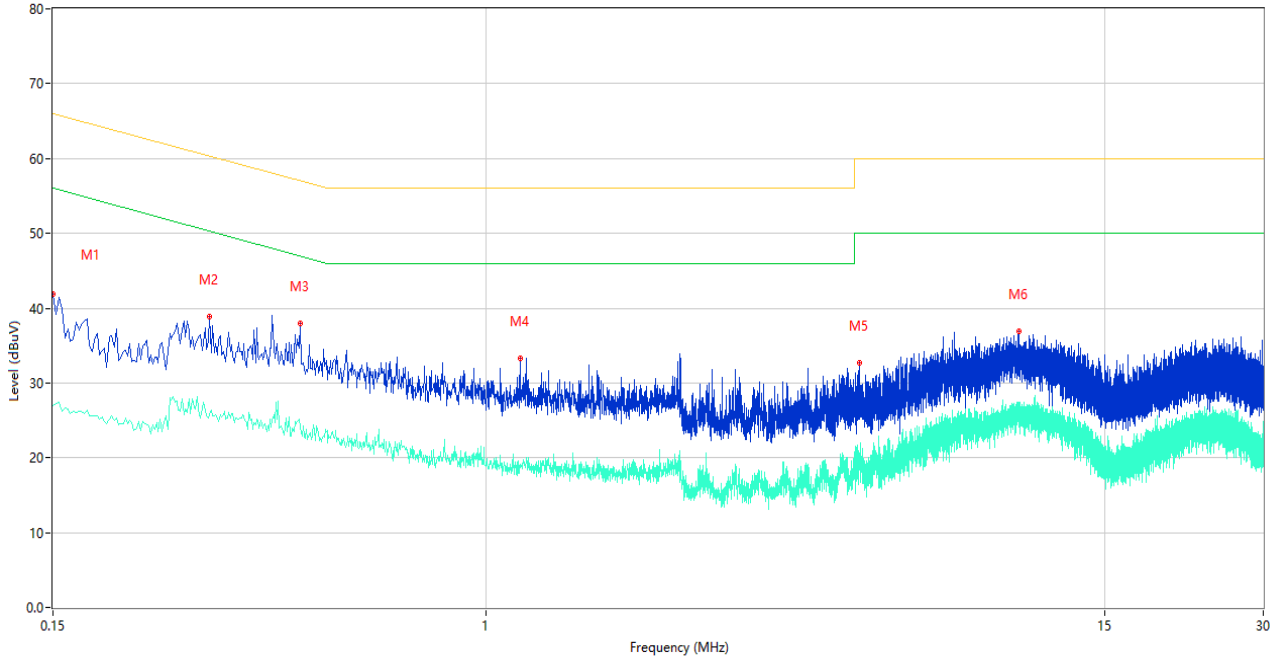
CE Test case_FCC_CE_FCC PART 15B_Class B



No.	Frequency (MHz)	Results (dBuV)	Factor (dB)	Limit (dBuV)	Over Limit (dB)	Detector	Line	Verdict
1	0.152	43.04	10.19	65.89	-22.85	Peak	L	Pass
1**	0.152	27.01	10.19	55.89	-28.88	AV	L	Pass
2	0.312	39.06	10.02	59.92	-20.86	Peak	L	Pass
2**	0.312	24.66	10.02	49.92	-25.26	AV	L	Pass
3	0.516	36.60	10.32	56.00	-19.40	Peak	L	Pass
3**	0.516	22.62	10.32	46.00	-23.38	AV	L	Pass
4	1.600	32.46	9.86	56.00	-23.54	Peak	L	Pass
4**	1.600	17.32	9.86	46.00	-28.68	AV	L	Pass
5	4.762	32.34	10.35	56.00	-23.66	Peak	L	Pass
5**	4.762	18.03	10.35	46.00	-27.97	AV	L	Pass
6	8.338	38.00	10.53	60.00	-22.00	Peak	L	Pass
6**	8.338	25.98	10.53	50.00	-24.02	AV	L	Pass

PHASE N

CE Test case_FCC_CE_FCC PART 15B_Class B



No.	Frequency (MHz)	Results (dBuV)	Factor (dB)	Limit (dBuV)	Over Limit (dB)	Detector	Line	Verdict
1	0.150	41.96	10.19	66.00	-24.04	Peak	N	Pass
1**	0.150	26.90	10.19	56.00	-29.10	AV	N	Pass
2	0.298	38.89	10.05	60.30	-21.41	Peak	N	Pass
2**	0.298	25.82	10.05	50.30	-24.48	AV	N	Pass
3	0.442	37.93	10.55	57.02	-19.09	Peak	N	Pass
3**	0.442	24.10	10.55	47.02	-22.92	AV	N	Pass
4	1.158	33.28	10.23	56.00	-22.72	Peak	N	Pass
4**	1.158	19.20	10.23	46.00	-26.80	AV	N	Pass
5	5.130	32.66	10.27	60.00	-27.34	Peak	N	Pass
5**	5.130	20.15	10.27	50.00	-29.85	AV	N	Pass
6	10.278	36.85	10.41	60.00	-23.15	Peak	N	Pass
6**	10.278	25.37	10.41	50.00	-24.63	AV	N	Pass

A.6 Radiated Spurious Emissions and Band Edge (Restricted-band)

Test Data

Note 1: The symbol of "--" in the table which means not application.

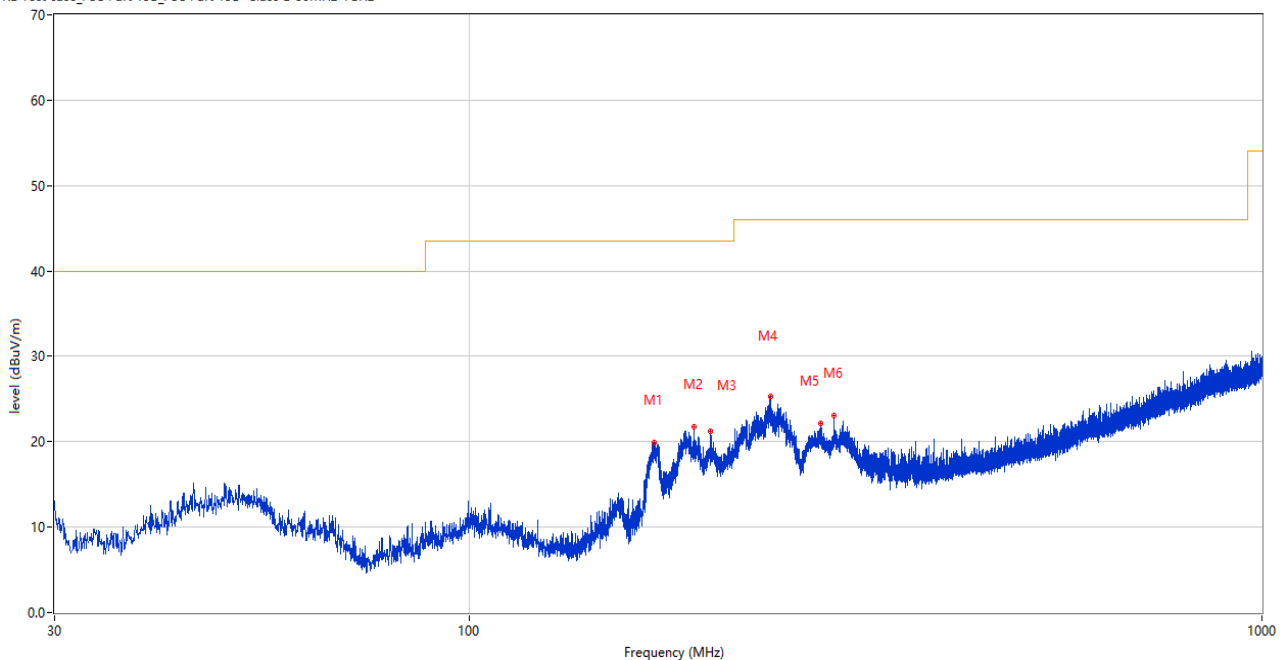
Note 2: For the test data above 1 GHz, According the ANSI C63.4, where limits are specified for both average and peak (or quasi-peak) detector functions, if the peak (or quasi-peak) measured value complies with the average limit, it is unnecessary to perform an average measurement.

Note 3: The low frequency, which started from 9 kHz to 30 MHz, was pre-scanned and the result which was 20 dB lower than the limit line per 15.31(o) was not reported.

Note 4: The EUT is working in the Normal link mode below 1 GHz. All modes have been tested and normal link mode is worst.

30 MHz to 1 GHz, ANT H

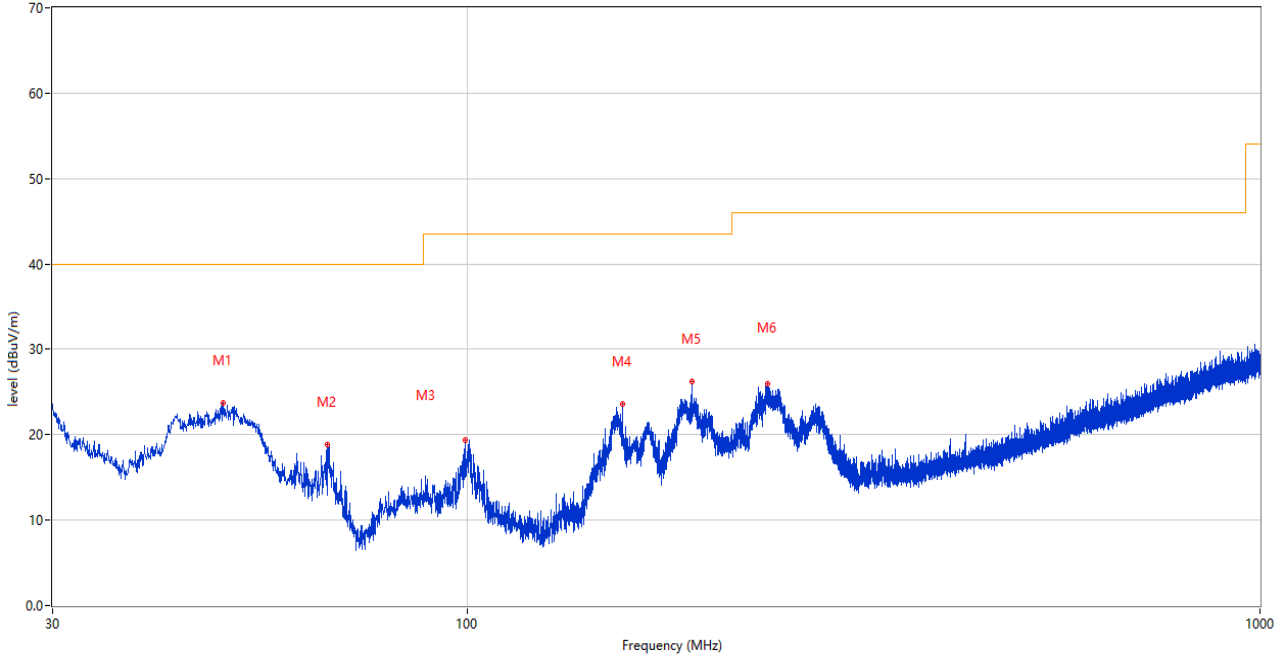
RE Test case_FCC Part 15B_FCC Part 15B Class B 30MHz-1GHz



No.	Frequency (MHz)	Results (dBuV/m)	Factor (dB)	Limit (dBuV/m)	Over Limit (dB)	Detector	Table (Degree)	Height (cm)	Antenna	Verdict
1	171.329	19.87	-29.12	43.5	-23.63	Peak	74.00	200	Horizontal	Pass
2	192.330	21.74	-27.11	43.5	-21.76	Peak	248.00	100	Horizontal	Pass
3	201.787	21.19	-26.50	43.5	-22.31	Peak	49.00	100	Horizontal	Pass
4	239.714	25.31	-25.18	46.0	-20.69	Peak	60.00	100	Horizontal	Pass
5	277.205	22.13	-24.33	46.0	-23.87	Peak	329.00	100	Horizontal	Pass
6	288.457	23.07	-23.93	46.0	-22.93	Peak	56.00	100	Horizontal	Pass

30 MHz to 1 GHz, ANT V

RE Test case_FCC Part 15B_FCC Part 15B Class B 30MHz-1GHz



No.	Frequency (MHz)	Results (dBuV/m)	Factor (dB)	Limit (dBuV/m)	Over Limit (dB)	Detector	Table (Degree)	Height (cm)	Antenna	Verdict
1	49.255	23.77	-25.47	40.0	-16.23	Peak	300.00	100	Vertical	Pass
2	66.715	18.86	-27.99	40.0	-21.14	Peak	360.00	200	Vertical	Pass
3	99.355	19.36	-26.81	43.5	-24.14	Peak	158.00	100	Vertical	Pass
4	156.876	23.55	-29.73	43.5	-19.95	Peak	334.00	100	Vertical	Pass
5	192.378	26.24	-27.11	43.5	-17.26	Peak	324.00	100	Vertical	Pass
6	239.423	25.92	-25.20	46.0	-20.08	Peak	345.00	100	Vertical	Pass

Note 1: The marked "N/A" spikes near 5150MHz-5850MHz MHz with circle should be ignored because they are Fundamental signal.

Note 2: The spurious from 18GHz to 40GHz is noise only, do not show on the report.

11a, U-NII-1, 1 GHz to 18 GHz, Low Channel, ANT H

No.	Frequency (MHz)	Results (dBuV/m)	Factor (dB)	Limit (dBuV/m)	Over Limit (dB)	Detector	Table (Degree)	Height (cm)	Antenna	Verdict
1	1616.600	36.98	-17.34	74.0	-37.02	Peak	111.00	300	Horizontal	Pass
1**	1616.600	28.38	-17.34	54.0	-25.62	AV	111.00	300	Horizontal	Pass
2	4229.000	47.03	-5.25	74.0	-26.97	Peak	142.00	400	Horizontal	Pass
2**	4229.000	37.94	-5.25	54.0	-16.06	AV	142.00	400	Horizontal	Pass
3	5180.500	105.87	-2.20	--	--	Peak	169.00	200	Horizontal	N/A
3**	5180.500	97.22	-2.20	--	--	AV	169.00	200	Horizontal	N/A
4	7516.750	52.02	0.93	74.0	-21.98	Peak	134.00	400	Horizontal	Pass
4**	7516.750	42.89	0.93	54.0	-11.11	AV	134.00	400	Horizontal	Pass
5	12635.050	48.69	-2.39	74.0	-25.31	Peak	341.00	200	Horizontal	Pass
5**	12635.050	39.11	-2.39	54.0	-14.89	AV	341.00	200	Horizontal	Pass
6	16180.612	50.73	-0.45	74.0	-23.27	Peak	0.00	100	Horizontal	Pass
6**	16180.612	41.73	-0.45	54.0	-12.27	AV	0.00	100	Horizontal	Pass

11a, U-NII-1, 1 GHz to 18 GHz, Low Channel, ANT V

No.	Frequency (MHz)	Results (dBuV/m)	Factor (dB)	Limit (dBuV/m)	Over Limit (dB)	Detector	Table (Degree)	Height (cm)	Antenna	Verdict
1	1162.000	40.84	-18.17	74.0	-33.16	Peak	248.00	100	Vertical	Pass
1**	1162.000	29.66	-18.17	54.0	-24.34	AV	248.00	100	Vertical	Pass
2	4255.250	47.78	-4.82	74.0	-26.22	Peak	0.00	100	Vertical	Pass
2**	4255.250	39.54	-4.82	54.0	-14.46	AV	0.00	100	Vertical	Pass
3	5176.500	101.09	-2.64	--	--	Peak	162.00	300	Vertical	N/A
3**	5176.500	92.92	-2.64	--	--	AV	162.00	300	Vertical	N/A
4	7510.250	53.21	0.54	74.0	-20.79	Peak	240.00	100	Vertical	Pass
4**	7510.250	43.16	0.54	54.0	-10.84	AV	240.00	100	Vertical	Pass
5	12665.687	49.66	-2.31	74.0	-24.34	Peak	146.00	100	Vertical	Pass
5**	12665.687	39.79	-2.31	54.0	-14.21	AV	146.00	100	Vertical	Pass
6	15547.987	51.11	-0.53	74.0	-22.89	Peak	201.00	100	Vertical	Pass
6**	15547.987	40.85	-0.53	54.0	-13.15	AV	201.00	100	Vertical	Pass

11a, U-NII-1, 1 GHz to 18 GHz, Middle Channel, ANT H

No.	Frequency (MHz)	Results (dBuV/m)	Factor (dB)	Limit (dBuV/m)	Over Limit (dB)	Detector	Table (Degree)	Height (cm)	Antenna	Verdict
1	1590.000	37.78	-17.65	74.0	-36.22	Peak	238.00	200	Horizontal	Pass
1**	1590.000	27.90	-17.65	54.0	-26.10	AV	238.00	200	Horizontal	Pass
2	4307.250	47.32	-4.16	74.0	-26.68	Peak	360.00	300	Horizontal	Pass
2**	4307.250	39.73	-4.16	54.0	-14.27	AV	360.00	300	Horizontal	Pass
3	5218.500	106.89	-3.47	--	--	Peak	170.00	200	Horizontal	N/A
3**	5218.500	98.83	-3.47	--	--	AV	170.00	200	Horizontal	N/A
4	7471.000	52.20	0.74	74.0	-21.80	Peak	249.00	300	Horizontal	Pass
4**	7471.000	43.72	0.74	54.0	-10.28	AV	249.00	300	Horizontal	Pass
5	12288.775	49.03	-2.54	74.0	-24.97	Peak	353.00	100	Horizontal	Pass
5**	12288.775	39.29	-2.54	54.0	-14.71	AV	353.00	100	Horizontal	Pass
6	16188.488	50.95	-0.44	74.0	-23.05	Peak	0.00	200	Horizontal	Pass
6**	16188.488	42.27	-0.44	54.0	-11.73	AV	0.00	200	Horizontal	Pass

11a, U-NII-1, 1 GHz to 18 GHz, Middle Channel, ANT V

No.	Frequency (MHz)	Results (dBuV/m)	Factor (dB)	Limit (dBuV/m)	Over Limit (dB)	Detector	Table (Degree)	Height (cm)	Antenna	Verdict
1	1493.100	40.00	-17.47	74.0	-34.00	Peak	138.00	200	Vertical	Pass
1**	1493.100	28.75	-17.47	54.0	-25.25	AV	138.00	200	Vertical	Pass
2	4320.750	47.39	-4.66	74.0	-26.61	Peak	91.00	400	Vertical	Pass
2**	4320.750	38.32	-4.66	54.0	-15.68	AV	91.00	400	Vertical	Pass
3	5221.000	100.90	-3.38	--	--	Peak	179.00	100	Vertical	N/A
3**	5221.000	92.45	-3.38	--	--	AV	179.00	100	Vertical	N/A
4	7715.250	52.16	0.86	74.0	-21.84	Peak	14.00	200	Vertical	Pass
4**	7715.250	42.86	0.86	54.0	-11.14	AV	14.00	200	Vertical	Pass
5	11180.599	49.02	-4.19	74.0	-24.98	Peak	353.00	200	Vertical	Pass
5**	11180.599	39.67	-4.19	54.0	-14.33	AV	353.00	200	Vertical	Pass
6	16188.750	50.84	-0.44	74.0	-23.16	Peak	11.00	300	Vertical	Pass
6**	16188.750	41.84	-0.44	54.0	-12.16	AV	11.00	300	Vertical	Pass

11a, U-NII-1, 1 GHz to 18 GHz, High Channel, ANT H

No.	Frequency (MHz)	Results (dBuV/m)	Factor (dB)	Limit (dBuV/m)	Over Limit (dB)	Detector	Table (Degree)	Height (cm)	Antenna	Verdict
1	1528.900	37.49	-17.62	74.0	-36.51	Peak	266.00	100	Horizontal	Pass
1**	1528.900	28.99	-17.62	54.0	-25.01	AV	266.00	100	Horizontal	Pass
2	4380.750	47.38	-3.97	74.0	-26.62	Peak	360.00	300	Horizontal	Pass
2**	4380.750	37.58	-3.97	54.0	-16.42	AV	360.00	300	Horizontal	Pass
3	5241.250	105.98	-3.36	--	--	Peak	161.00	150	Horizontal	N/A
3**	5241.250	98.02	-3.36	--	--	AV	161.00	150	Horizontal	N/A
4	7527.250	52.52	0.74	74.0	-21.48	Peak	203.00	400	Horizontal	Pass
4**	7527.250	43.89	0.74	54.0	-10.11	AV	203.00	400	Horizontal	Pass
5	12446.474	48.77	-2.21	74.0	-25.23	Peak	147.00	150	Horizontal	Pass
5**	12446.474	39.74	-2.21	54.0	-14.26	AV	147.00	150	Horizontal	Pass
6	16185.862	51.61	-0.45	74.0	-22.39	Peak	11.00	200	Horizontal	Pass
6**	16185.862	41.63	-0.45	54.0	-12.37	AV	11.00	200	Horizontal	Pass

11a, U-NII-1, 1 GHz to 18 GHz, High Channel, ANT V

No.	Frequency (MHz)	Results (dBuV/m)	Factor (dB)	Limit (dBuV/m)	Over Limit (dB)	Detector	Table (Degree)	Height (cm)	Antenna	Verdict
1	1494.400	38.51	-17.50	74.0	-35.49	Peak	6.00	200	Vertical	Pass
1**	1494.400	28.33	-17.50	54.0	-25.67	AV	6.00	200	Vertical	Pass
2	4304.000	47.44	-4.26	74.0	-26.56	Peak	65.00	400	Vertical	Pass
2**	4304.000	38.03	-4.26	54.0	-15.97	AV	65.00	400	Vertical	Pass
3	5239.750	100.39	-3.22	--	--	Peak	257.00	100	Vertical	N/A
3**	5239.750	92.53	-3.22	--	--	AV	257.00	100	Vertical	N/A
4	7476.500	52.30	0.46	74.0	-21.70	Peak	90.00	300	Vertical	Pass
4**	7476.500	42.85	0.46	54.0	-11.15	AV	90.00	300	Vertical	Pass
5	11427.125	49.00	-4.03	74.0	-25.00	Peak	292.00	200	Vertical	Pass
5**	11427.125	40.00	-4.03	54.0	-14.00	AV	292.00	200	Vertical	Pass
6	16191.638	50.32	-0.44	74.0	-23.68	Peak	49.00	300	Vertical	Pass
6**	16191.638	42.10	-0.44	54.0	-11.90	AV	49.00	300	Vertical	Pass

11n20, U-NII-1, 1 GHz to 18 GHz, Low Channel, ANT H

No.	Frequency (MHz)	Results (dBuV/m)	Factor (dB)	Limit (dBuV/m)	Over Limit (dB)	Detector	Table (Degree)	Height (cm)	Antenna	Verdict
1	1479.100	37.57	-17.26	74.0	-36.43	Peak	360.00	200	Horizontal	Pass
1**	1479.100	28.59	-17.26	54.0	-25.41	AV	360.00	200	Horizontal	Pass
2	4387.000	47.24	-4.04	74.0	-26.76	Peak	265.00	300	Horizontal	Pass
2**	4387.000	38.33	-4.04	54.0	-15.67	AV	265.00	300	Horizontal	Pass
3	5182.000	106.67	-2.12	--	--	Peak	169.00	100	Horizontal	N/A
3**	5182.000	98.12	-2.12	--	--	AV	169.00	100	Horizontal	N/A
4	7511.250	52.74	0.50	74.0	-21.26	Peak	100.00	300	Horizontal	Pass
4**	7511.250	43.30	0.50	54.0	-10.70	AV	100.00	300	Horizontal	Pass
5	10677.812	49.01	-4.79	74.0	-24.99	Peak	155.00	150	Horizontal	Pass
5**	10677.812	39.18	-4.79	54.0	-14.82	AV	155.00	150	Horizontal	Pass
6	16160.137	51.48	-0.46	74.0	-22.52	Peak	351.00	400	Horizontal	Pass
6**	16160.137	42.44	-0.46	54.0	-11.56	AV	351.00	400	Horizontal	Pass

11n20, U-NII-1, 1 GHz to 18 GHz, Low Channel, ANT V

No.	Frequency (MHz)	Results (dBuV/m)	Factor (dB)	Limit (dBuV/m)	Over Limit (dB)	Detector	Table (Degree)	Height (cm)	Antenna	Verdict
1	1498.200	38.49	-17.28	74.0	-35.51	Peak	135.00	100	Vertical	Pass
1**	1498.200	32.60	-17.28	54.0	-21.40	AV	135.00	100	Vertical	Pass
2	4351.250	48.46	-4.54	74.0	-25.54	Peak	238.00	100	Vertical	Pass
2**	4351.250	38.24	-4.54	54.0	-15.76	AV	238.00	100	Vertical	Pass
3	5178.500	100.17	-2.29	--	--	Peak	160.00	100	Vertical	N/A
3**	5178.500	92.90	-2.29	--	--	AV	160.00	100	Vertical	N/A
4	7703.250	52.10	1.94	74.0	-21.90	Peak	221.00	400	Vertical	Pass
4**	7703.250	44.03	1.94	54.0	-9.97	AV	221.00	400	Vertical	Pass
5	12683.500	48.83	-2.32	74.0	-25.17	Peak	160.00	150	Vertical	Pass
5**	12683.500	39.85	-2.32	54.0	-14.15	AV	160.00	150	Vertical	Pass
6	16176.412	51.04	-0.45	74.0	-22.96	Peak	31.00	100	Vertical	Pass
6**	16176.412	41.58	-0.45	54.0	-12.42	AV	31.00	100	Vertical	Pass

11n20, U-NII-1, 1 GHz to 18 GHz, Middle Channel, ANT H

No.	Frequency (MHz)	Results (dBuV/m)	Factor (dB)	Limit (dBuV/m)	Over Limit (dB)	Detector	Table (Degree)	Height (cm)	Antenna	Verdict
1	1499.200	37.73	-17.29	74.0	-36.27	Peak	194.00	100	Horizontal	Pass
1**	1499.200	29.39	-17.29	54.0	-24.61	AV	194.00	100	Horizontal	Pass
2	4356.750	47.15	-4.23	74.0	-26.85	Peak	31.00	200	Horizontal	Pass
2**	4356.750	37.90	-4.23	54.0	-16.10	AV	31.00	200	Horizontal	Pass
3	5220.750	104.61	-3.39	--	--	Peak	161.00	100	Horizontal	N/A
3**	5220.750	97.68	-3.39	--	--	AV	161.00	100	Horizontal	N/A
4	7455.750	52.60	1.15	74.0	-21.40	Peak	247.00	300	Horizontal	Pass
4**	7455.750	44.74	1.15	54.0	-9.26	AV	247.00	300	Horizontal	Pass
5	12058.401	49.14	-3.39	74.0	-24.86	Peak	280.00	150	Horizontal	Pass
5**	12058.401	39.27	-3.39	54.0	-14.73	AV	280.00	150	Horizontal	Pass
6	16189.013	51.17	-0.44	74.0	-22.83	Peak	10.00	100	Horizontal	Pass
6**	16189.013	42.21	-0.44	54.0	-11.79	AV	10.00	100	Horizontal	Pass

11n20, U-NII-1, 1 GHz to 18 GHz, Middle Channel, ANT V

No.	Frequency (MHz)	Results (dBuV/m)	Factor (dB)	Limit (dBuV/m)	Over Limit (dB)	Detector	Table (Degree)	Height (cm)	Antenna	Verdict
1	1495.600	39.20	-17.40	74.0	-34.80	Peak	140.00	400	Vertical	Pass
1**	1495.600	29.43	-17.40	54.0	-24.57	AV	140.00	400	Vertical	Pass
2	4354.250	48.03	-4.36	74.0	-25.97	Peak	99.00	400	Vertical	Pass
2**	4354.250	37.90	-4.36	54.0	-16.10	AV	99.00	400	Vertical	Pass
3	5221.000	98.52	-3.38	--	--	Peak	176.00	150	Vertical	N/A
3**	5221.000	91.89	-3.38	--	--	AV	176.00	150	Vertical	N/A
4	7515.500	52.76	0.88	74.0	-21.24	Peak	211.00	300	Vertical	Pass
4**	7515.500	43.67	0.88	54.0	-10.33	AV	211.00	300	Vertical	Pass
5	12444.575	49.05	-2.23	74.0	-24.95	Peak	61.00	200	Vertical	Pass
5**	12444.575	39.94	-2.23	54.0	-14.06	AV	61.00	200	Vertical	Pass
6	16179.299	51.21	-0.45	74.0	-22.79	Peak	88.00	200	Vertical	Pass
6**	16179.299	41.88	-0.45	54.0	-12.12	AV	88.00	200	Vertical	Pass

11n20, U-NII-1, 1 GHz to 18 GHz, High Channel, ANT H

No.	Frequency (MHz)	Results (dBuV/m)	Factor (dB)	Limit (dBuV/m)	Over Limit (dB)	Detector	Table (Degree)	Height (cm)	Antenna	Verdict
1	1533.600	37.78	-17.68	74.0	-36.22	Peak	222.00	400	Horizontal	Pass
1**	1533.600	28.35	-17.68	54.0	-25.65	AV	222.00	400	Horizontal	Pass
2	4367.500	46.92	-4.13	74.0	-27.08	Peak	0.00	400	Horizontal	Pass
2**	4367.500	39.33	-4.13	54.0	-14.67	AV	0.00	400	Horizontal	Pass
3	5241.500	103.96	-3.41	--	--	Peak	159.00	200	Horizontal	N/A
3**	5241.500	96.15	-3.41	--	--	AV	159.00	200	Horizontal	N/A
4	7510.750	52.83	0.52	74.0	-21.17	Peak	29.00	300	Horizontal	Pass
4**	7510.750	42.91	0.52	54.0	-11.09	AV	29.00	300	Horizontal	Pass
5	12439.349	49.56	-2.31	74.0	-24.44	Peak	353.00	200	Horizontal	Pass
5**	12439.349	40.12	-2.31	54.0	-13.88	AV	353.00	200	Horizontal	Pass
6	16196.625	51.22	-0.44	74.0	-22.78	Peak	103.00	300	Horizontal	Pass
6**	16196.625	41.97	-0.44	54.0	-12.03	AV	103.00	300	Horizontal	Pass

11n20, U-NII-1, 1 GHz to 18 GHz, High Channel, ANT V

No.	Frequency (MHz)	Results (dBuV/m)	Factor (dB)	Limit (dBuV/m)	Over Limit (dB)	Detector	Table (Degree)	Height (cm)	Antenna	Verdict
1	1496.600	39.60	-17.33	74.0	-34.40	Peak	212.00	200	Vertical	Pass
1**	1496.600	29.07	-17.33	54.0	-24.93	AV	212.00	200	Vertical	Pass
2	4370.000	48.14	-4.21	74.0	-25.86	Peak	107.00	300	Vertical	Pass
2**	4370.000	38.52	-4.21	54.0	-15.48	AV	107.00	300	Vertical	Pass
3	5237.750	98.69	-3.24	--	--	Peak	255.00	150	Vertical	N/A
3**	5237.750	90.62	-3.24	--	--	AV	255.00	150	Vertical	N/A
4	7512.250	52.65	0.52	74.0	-21.35	Peak	343.00	100	Vertical	Pass
4**	7512.250	43.29	0.52	54.0	-10.71	AV	343.00	100	Vertical	Pass
5	12443.150	49.26	-2.26	74.0	-24.74	Peak	50.00	100	Vertical	Pass
5**	12443.150	40.17	-2.26	54.0	-13.83	AV	50.00	100	Vertical	Pass
6	16166.963	53.48	-0.46	74.0	-20.52	Peak	199.00	300	Vertical	Pass
6**	16166.963	43.04	-0.46	54.0	-10.96	AV	199.00	300	Vertical	Pass

11n40, U-NII-1, 1 GHz to 18 GHz, Low Channel, ANT H

No.	Frequency (MHz)	Results (dBuV/m)	Factor (dB)	Limit (dBuV/m)	Over Limit (dB)	Detector	Table (Degree)	Height (cm)	Antenna	Verdict
1	1504.200	37.68	-17.38	74.0	-36.32	Peak	331.00	400	Horizontal	Pass
1**	1504.200	28.39	-17.38	54.0	-25.61	AV	331.00	400	Horizontal	Pass
2	4358.500	48.07	-4.11	74.0	-25.93	Peak	76.00	100	Horizontal	Pass
2**	4358.500	37.49	-4.11	54.0	-16.51	AV	76.00	100	Horizontal	Pass
3	5187.000	101.71	-2.44	--	--	Peak	164.00	150	Horizontal	N/A
3**	5187.000	95.27	-2.44	--	--	AV	164.00	150	Horizontal	N/A
4	7317.500	53.02	-0.86	74.0	-20.98	Peak	225.00	100	Horizontal	Pass
4**	7317.500	41.74	-0.86	54.0	-12.26	AV	225.00	100	Horizontal	Pass
5	12314.188	48.83	-2.55	74.0	-25.17	Peak	219.00	100	Horizontal	Pass
5**	12314.188	39.14	-2.55	54.0	-14.86	AV	219.00	100	Horizontal	Pass
6	16166.175	52.32	-0.46	74.0	-21.68	Peak	0.00	300	Horizontal	Pass
6**	16166.175	42.95	-0.46	54.0	-11.05	AV	0.00	300	Horizontal	Pass

11n40, U-NII-1, 1 GHz to 18 GHz, Low Channel, ANT V

No.	Frequency (MHz)	Results (dBuV/m)	Factor (dB)	Limit (dBuV/m)	Over Limit (dB)	Detector	Table (Degree)	Height (cm)	Antenna	Verdict
1	1498.900	38.78	-17.29	74.0	-35.22	Peak	219.00	400	Vertical	Pass
1**	1498.900	28.46	-17.29	54.0	-25.54	AV	219.00	400	Vertical	Pass
2	4320.000	47.07	-4.60	74.0	-26.93	Peak	90.00	300	Vertical	Pass
2**	4320.000	38.86	-4.60	54.0	-15.14	AV	90.00	300	Vertical	Pass
3	5185.500	95.87	-2.36	--	--	Peak	160.00	150	Vertical	N/A
3**	5185.500	88.41	-2.36	--	--	AV	160.00	150	Vertical	N/A
4	7517.750	52.40	0.90	74.0	-21.60	Peak	187.00	100	Vertical	Pass
4**	7517.750	43.39	0.90	54.0	-10.61	AV	187.00	100	Vertical	Pass
5	11789.787	49.00	-3.63	74.0	-25.00	Peak	24.00	200	Vertical	Pass
5**	11789.787	41.66	-3.63	54.0	-12.34	AV	24.00	200	Vertical	Pass
6	16183.238	51.14	-0.45	74.0	-22.86	Peak	88.00	100	Vertical	Pass
6**	16183.238	42.05	-0.45	54.0	-11.95	AV	88.00	100	Vertical	Pass

11n40, U-NII-1, 1 GHz to 18 GHz, High Channel, ANT H

No.	Frequency (MHz)	Results (dBuV/m)	Factor (dB)	Limit (dBuV/m)	Over Limit (dB)	Detector	Table (Degree)	Height (cm)	Antenna	Verdict
1	1328.800	38.18	-17.15	74.0	-35.82	Peak	234.00	300	Horizontal	Pass
1**	1328.800	28.53	-17.15	54.0	-25.47	AV	234.00	300	Horizontal	Pass
2	2217.700	41.76	-13.67	74.0	-32.24	Peak	4.00	200	Horizontal	Pass
2**	2217.700	32.26	-13.67	54.0	-21.74	AV	4.00	200	Horizontal	Pass
3	7513.250	52.17	0.65	74.0	-21.83	Peak	0.00	200	Horizontal	Pass
3**	7513.250	43.38	0.65	54.0	-10.62	AV	0.00	200	Horizontal	Pass
4	5226.750	100.65	-3.64	--	--	Peak	168.00	300	Horizontal	N/A
4**	5226.750	93.43	-3.64	--	--	AV	168.00	300	Horizontal	N/A
5	11800.950	48.77	-3.53	74.0	-25.23	Peak	280.00	300	Horizontal	Pass
5**	11800.950	40.30	-3.53	54.0	-13.70	AV	280.00	300	Horizontal	Pass
6	16163.812	51.31	-0.46	74.0	-22.69	Peak	258.00	200	Horizontal	Pass
6**	16163.812	42.38	-0.46	54.0	-11.62	AV	258.00	200	Horizontal	Pass

11n40, U-NII-1, 1 GHz to 18 GHz, High Channel, ANT V

No.	Frequency (MHz)	Results (dBuV/m)	Factor (dB)	Limit (dBuV/m)	Over Limit (dB)	Detector	Table (Degree)	Height (cm)	Antenna	Verdict
1	1495.300	39.04	-17.42	74.0	-34.96	Peak	141.00	100	Vertical	Pass
1**	1495.300	29.16	-17.42	54.0	-24.84	AV	141.00	100	Vertical	Pass
2	4280.500	48.55	-4.75	74.0	-25.45	Peak	21.00	200	Vertical	Pass
2**	4280.500	38.69	-4.75	54.0	-15.31	AV	21.00	200	Vertical	Pass
3	5232.500	94.80	-3.33	--	-152.20	Peak	247.00	150	Vertical	N/A
3**	5232.500	87.61	-3.33	--	87.61	AV	247.00	150	Vertical	N/A
4	7507.000	52.17	0.16	74.0	-21.83	Peak	307.00	100	Vertical	Pass
4**	7507.000	43.37	0.16	54.0	-10.63	AV	307.00	100	Vertical	Pass
5	12430.800	49.13	-2.44	74.0	-24.87	Peak	14.00	200	Vertical	Pass
5**	12430.800	39.48	-2.44	54.0	-14.52	AV	14.00	200	Vertical	Pass
6	16139.138	51.82	-0.58	74.0	-22.18	Peak	103.00	300	Vertical	Pass
6**	16139.138	41.74	-0.58	54.0	-12.26	AV	103.00	300	Vertical	Pass

11ac20, U-NII-1, 1 GHz to 18 GHz, Low Channel, ANT H

No.	Frequency (MHz)	Results (dBuV/m)	Factor (dB)	Limit (dBuV/m)	Over Limit (dB)	Detector	Table (Degree)	Height (cm)	Antenna	Verdict
1	1555.800	37.58	-17.98	74.0	-36.42	Peak	324.00	400	Horizontal	Pass
1**	1555.800	28.40	-17.98	54.0	-25.60	AV	324.00	400	Horizontal	Pass
2	4319.500	47.43	-4.60	74.0	-26.57	Peak	31.00	400	Horizontal	Pass
2**	4319.500	38.15	-4.60	54.0	-15.85	AV	31.00	400	Horizontal	Pass
3	5178.500	106.37	-2.29	--	--	Peak	169.00	200	Horizontal	N/A
3**	5178.500	98.99	-2.29	--	--	AV	169.00	200	Horizontal	N/A
4	7458.750	52.66	1.15	74.0	-21.34	Peak	117.00	200	Horizontal	Pass
4**	7458.750	43.09	1.15	54.0	-10.91	AV	117.00	200	Horizontal	Pass
5	12667.825	49.72	-2.31	74.0	-24.28	Peak	0.00	100	Horizontal	Pass
5**	12667.825	39.96	-2.31	54.0	-14.04	AV	0.00	100	Horizontal	Pass
6	16137.825	50.70	-0.59	74.0	-23.30	Peak	10.00	400	Horizontal	Pass
6**	16137.825	40.98	-0.59	54.0	-13.02	AV	10.00	400	Horizontal	Pass

11ac20, U-NII-1, 1 GHz to 18 GHz, Low Channel, ANT V

No.	Frequency (MHz)	Results (dBuV/m)	Factor (dB)	Limit (dBuV/m)	Over Limit (dB)	Detector	Table (Degree)	Height (cm)	Antenna	Verdict
1	1498.100	38.73	-17.28	74.0	-35.27	Peak	11.00	300	Vertical	Pass
1**	1498.100	29.71	-17.28	54.0	-24.29	AV	11.00	300	Vertical	Pass
2	4306.500	47.58	-4.17	74.0	-26.42	Peak	335.00	200	Vertical	Pass
2**	4306.500	38.52	-4.17	54.0	-15.48	AV	335.00	200	Vertical	Pass
3	5181.000	100.93	-2.18	--	--	Peak	161.00	150	Vertical	N/A
3**	5181.000	92.73	-2.18	--	--	AV	161.00	150	Vertical	N/A
4	7517.750	52.29	0.90	74.0	-21.71	Peak	247.00	300	Vertical	Pass
4**	7517.750	43.68	0.90	54.0	-10.32	AV	247.00	300	Vertical	Pass
5	12534.350	48.38	-2.24	74.0	-25.62	Peak	11.00	150	Vertical	Pass
5**	12534.350	39.66	-2.24	54.0	-14.34	AV	11.00	150	Vertical	Pass
6	16149.900	51.55	-0.47	74.0	-22.45	Peak	217.00	200	Vertical	Pass
6**	16149.900	41.93	-0.47	54.0	-12.07	AV	217.00	200	Vertical	Pass

11ac20, U-NII-1, 1 GHz to 18 GHz, Middle Channel, ANT H

No.	Frequency (MHz)	Results (dBuV/m)	Factor (dB)	Limit (dBuV/m)	Over Limit (dB)	Detector	Table (Degree)	Height (cm)	Antenna	Verdict
1	1590.200	37.67	-17.68	74.0	-36.33	Peak	34.00	100	Horizontal	Pass
1**	1590.200	27.42	-17.68	54.0	-26.58	AV	34.00	100	Horizontal	Pass
2	4396.750	46.91	-4.67	74.0	-27.09	Peak	105.00	200	Horizontal	Pass
2**	4396.750	37.02	-4.67	54.0	-16.98	AV	105.00	200	Horizontal	Pass
3	5217.500	104.71	-3.47	--	--	Peak	158.00	150	Horizontal	N/A
3**	5217.500	97.61	-3.47	--	--	AV	158.00	150	Horizontal	N/A
4	7515.750	52.79	0.90	74.0	-21.21	Peak	284.00	100	Horizontal	Pass
4**	7515.750	43.90	0.90	54.0	-10.10	AV	284.00	100	Horizontal	Pass
5	12422.963	48.85	-2.56	74.0	-25.15	Peak	177.00	200	Horizontal	Pass
5**	12422.963	39.80	-2.56	54.0	-14.20	AV	177.00	200	Horizontal	Pass
6	16163.550	51.36	-0.46	74.0	-22.64	Peak	305.00	100	Horizontal	Pass
6**	16163.550	41.89	-0.46	54.0	-12.11	AV	305.00	100	Horizontal	Pass

11ac20, U-NII-1, 1 GHz to 18 GHz, Middle Channel, ANT V

No.	Frequency (MHz)	Results (dBuV/m)	Factor (dB)	Limit (dBuV/m)	Over Limit (dB)	Detector	Table (Degree)	Height (cm)	Antenna	Verdict
1	1498.200	39.72	-17.28	74.0	-34.28	Peak	292.00	300	Vertical	Pass
1**	1498.200	29.91	-17.28	54.0	-24.09	AV	292.00	300	Vertical	Pass
2	4321.500	47.60	-4.72	74.0	-26.40	Peak	4.00	100	Vertical	Pass
2**	4321.500	37.75	-4.72	54.0	-16.25	AV	4.00	100	Vertical	Pass
3	5218.750	99.45	-3.47	--	--	Peak	156.00	150	Vertical	N/A
3**	5218.750	92.74	-3.47	--	--	AV	156.00	150	Vertical	N/A
4	7509.750	52.41	0.56	74.0	-21.59	Peak	13.00	400	Vertical	Pass
4**	7509.750	43.79	0.56	54.0	-10.21	AV	13.00	400	Vertical	Pass
5	12442.438	49.51	-2.27	74.0	-24.49	Peak	0.00	150	Vertical	Pass
5**	12442.438	39.91	-2.27	54.0	-14.09	AV	0.00	150	Vertical	Pass
6	16171.688	52.29	-0.45	74.0	-21.71	Peak	305.00	300	Vertical	Pass
6**	16171.688	42.08	-0.45	54.0	-11.92	AV	305.00	300	Vertical	Pass

11ac20, U-NII-1, 1 GHz to 18 GHz, High Channel, ANT H

No.	Frequency (MHz)	Results (dBuV/m)	Factor (dB)	Limit (dBuV/m)	Over Limit (dB)	Detector	Table (Degree)	Height (cm)	Antenna	Verdict
1	1500.400	37.48	-17.31	74.0	-36.52	Peak	317.00	200	Horizontal	Pass
1**	1500.400	27.75	-17.31	54.0	-26.25	AV	317.00	200	Horizontal	Pass
2	4316.000	47.65	-4.61	74.0	-26.35	Peak	132.00	200	Horizontal	Pass
2**	4316.000	38.03	-4.61	54.0	-15.97	AV	132.00	200	Horizontal	Pass
3	5239.000	104.42	-3.22	--	--	Peak	159.00	150	Horizontal	N/A
3**	5239.000	97.94	-3.22	--	--	AV	159.00	150	Horizontal	N/A
4	7477.000	52.52	0.31	74.0	-21.48	Peak	132.00	200	Horizontal	Pass
4**	7477.000	42.75	0.31	54.0	-11.25	AV	132.00	200	Horizontal	Pass
5	12444.575	49.73	-2.23	74.0	-24.27	Peak	38.00	150	Horizontal	Pass
5**	12444.575	40.99	-2.23	54.0	-13.01	AV	38.00	150	Horizontal	Pass
6	16161.713	51.60	-0.46	74.0	-22.40	Peak	127.00	100	Horizontal	Pass
6**	16161.713	42.87	-0.46	54.0	-11.13	AV	127.00	100	Horizontal	Pass

11ac20, U-NII-1, 1 GHz to 18 GHz, High Channel, ANT V

No.	Frequency (MHz)	Results (dBuV/m)	Factor (dB)	Limit (dBuV/m)	Over Limit (dB)	Detector	Table (Degree)	Height (cm)	Antenna	Verdict
1	1494.400	38.92	-17.50	74.0	-35.08	Peak	134.00	200	Vertical	Pass
1**	1494.400	29.71	-17.50	54.0	-24.29	AV	134.00	200	Vertical	Pass
2	4376.750	47.19	-3.99	74.0	-26.81	Peak	308.00	100	Vertical	Pass
2**	4376.750	37.89	-3.99	54.0	-16.11	AV	308.00	100	Vertical	Pass
3	5241.000	99.61	-3.32	--	--	Peak	257.00	100	Vertical	N/A
3**	5241.000	91.72	-3.32	--	--	AV	257.00	100	Vertical	N/A
4	7722.750	52.57	0.54	74.0	-21.43	Peak	351.00	400	Vertical	Pass
4**	7722.750	42.70	0.54	54.0	-11.30	AV	351.00	400	Vertical	Pass
5	12438.875	49.09	-2.32	74.0	-24.91	Peak	31.00	150	Vertical	Pass
5**	12438.875	40.30	-2.32	54.0	-13.70	AV	31.00	150	Vertical	Pass
6	16132.312	51.10	-0.65	74.0	-22.90	Peak	147.00	300	Vertical	Pass
6**	16132.312	41.46	-0.65	54.0	-12.54	AV	147.00	300	Vertical	Pass

11ac40, U-NII-1, 1 GHz to 18 GHz, Low Channel, ANT H

No.	Frequency (MHz)	Results (dBuV/m)	Factor (dB)	Limit (dBuV/m)	Over Limit (dB)	Detector	Table (Degree)	Height (cm)	Antenna	Verdict
1	1484.500	38.26	-17.32	74.0	-35.74	Peak	132.00	300	Horizontal	Pass
1**	1484.500	28.82	-17.32	54.0	-25.18	AV	132.00	300	Horizontal	Pass
2	4373.000	47.71	-4.24	74.0	-26.29	Peak	39.00	400	Horizontal	Pass
2**	4373.000	37.39	-4.24	54.0	-16.61	AV	39.00	400	Horizontal	Pass
3	5185.250	102.56	-2.35	--	--	Peak	159.00	200	Horizontal	N/A
3**	5185.250	94.28	-2.35	--	--	AV	159.00	200	Horizontal	N/A
4	7450.750	52.62	0.74	74.0	-21.38	Peak	247.00	100	Horizontal	Pass
4**	7450.750	42.97	0.74	54.0	-11.03	AV	247.00	100	Horizontal	Pass
5	12675.188	49.42	-2.32	74.0	-24.58	Peak	148.00	100	Horizontal	Pass
5**	12675.188	40.13	-2.32	54.0	-13.87	AV	148.00	100	Horizontal	Pass
6	16186.651	51.18	-0.45	74.0	-22.82	Peak	238.00	100	Horizontal	Pass
6**	16186.651	42.47	-0.45	54.0	-11.53	AV	238.00	100	Horizontal	Pass

11ac40, U-NII-1, 1 GHz to 18 GHz, Low Channel, ANT V

No.	Frequency (MHz)	Results (dBuV/m)	Factor (dB)	Limit (dBuV/m)	Over Limit (dB)	Detector	Table (Degree)	Height (cm)	Antenna	Verdict
1	1497.000	38.88	-17.31	74.0	-35.12	Peak	360.00	200	Vertical	Pass
1**	1497.000	28.69	-17.31	54.0	-25.31	AV	360.00	200	Vertical	Pass
2	4266.250	47.40	-4.68	74.0	-26.60	Peak	324.00	400	Vertical	Pass
2**	4266.250	37.91	-4.68	54.0	-16.09	AV	324.00	400	Vertical	Pass
3	5186.500	97.18	-2.41	--	--	Peak	159.00	200	Vertical	N/A
3**	5186.500	89.14	-2.41	--	--	AV	159.00	200	Vertical	N/A
4	7494.250	52.93	-0.35	74.0	-21.07	Peak	134.00	400	Vertical	Pass
4**	7494.250	43.19	-0.35	54.0	-10.81	AV	134.00	400	Vertical	Pass
5	12657.138	49.68	-2.30	74.0	-24.32	Peak	257.00	200	Vertical	Pass
5**	12657.138	40.18	-2.30	54.0	-13.82	AV	257.00	200	Vertical	Pass
6	16161.713	51.86	-0.46	74.0	-22.14	Peak	126.00	400	Vertical	Pass
6**	16161.713	42.36	-0.46	54.0	-11.64	AV	126.00	400	Vertical	Pass

11ac40, U-NII-1, 1 GHz to 18 GHz, High Channel, ANT H

No.	Frequency (MHz)	Results (dBuV/m)	Factor (dB)	Limit (dBuV/m)	Over Limit (dB)	Detector	Table (Degree)	Height (cm)	Antenna	Verdict
1	1468.400	37.51	-17.45	74.0	-36.49	Peak	360.00	100	Horizontal	Pass
1**	1468.400	27.49	-17.45	54.0	-26.51	AV	360.00	100	Horizontal	Pass
2	4379.000	47.91	-3.96	74.0	-26.09	Peak	228.00	200	Horizontal	Pass
2**	4379.000	38.57	-3.96	54.0	-15.43	AV	228.00	200	Horizontal	Pass
3	5214.500	100.71	-3.40	--	--	Peak	159.00	100	Horizontal	N/A
3**	5214.500	92.83	-3.40	--	--	AV	159.00	100	Horizontal	N/A
4	7713.250	52.64	1.15	74.0	-21.36	Peak	38.00	300	Horizontal	Pass
4**	7713.250	43.25	1.15	54.0	-10.75	AV	38.00	300	Horizontal	Pass
5	12679.937	48.92	-2.32	74.0	-25.08	Peak	292.00	200	Horizontal	Pass
5**	12679.937	39.45	-2.32	54.0	-14.55	AV	292.00	200	Horizontal	Pass
6	16169.326	51.13	-0.46	74.0	-22.87	Peak	106.00	200	Horizontal	Pass
6**	16169.326	42.59	-0.46	54.0	-11.41	AV	106.00	200	Horizontal	Pass

11ac40, U-NII-1, 1 GHz to 18 GHz, High Channel, ANT V

No.	Frequency (MHz)	Results (dBuV/m)	Factor (dB)	Limit (dBuV/m)	Over Limit (dB)	Detector	Table (Degree)	Height (cm)	Antenna	Verdict
1	1495.300	41.27	-17.42	74.0	-32.73	Peak	5.00	300	Vertical	Pass
1**	1495.300	29.40	-17.42	54.0	-24.60	AV	5.00	300	Vertical	Pass
2	4356.000	47.61	-4.28	74.0	-26.39	Peak	215.00	400	Vertical	Pass
2**	4356.000	37.79	-4.28	54.0	-16.21	AV	215.00	400	Vertical	Pass
3	5226.750	95.17	-3.64	--	--	Peak	258.00	200	Vertical	N/A
3**	5226.750	87.52	-3.64	--	--	AV	258.00	200	Vertical	N/A
4	7540.750	53.52	0.59	74.0	-20.48	Peak	233.00	400	Vertical	Pass
4**	7540.750	42.35	0.59	54.0	-11.65	AV	233.00	400	Vertical	Pass
5	12445.050	49.16	-2.23	74.0	-24.84	Peak	111.00	150	Vertical	Pass
5**	12445.050	40.32	-2.23	54.0	-13.68	AV	111.00	150	Vertical	Pass
6	16177.988	51.76	-0.45	74.0	-22.24	Peak	317.00	100	Vertical	Pass
6**	16177.988	41.95	-0.45	54.0	-12.05	AV	317.00	100	Vertical	Pass

11ac80, U-NII-1, 1 GHz to 18 GHz, Middle Channel, ANT H

No.	Frequency (MHz)	Results (dBuV/m)	Factor (dB)	Limit (dBuV/m)	Over Limit (dB)	Detector	Table (Degree)	Height (cm)	Antenna	Verdict
1	1479.000	37.58	-17.27	74.0	-36.42	Peak	274.00	300	Horizontal	Pass
1**	1479.000	28.70	-17.27	54.0	-25.30	AV	274.00	300	Horizontal	Pass
2	4363.000	47.50	-4.20	74.0	-26.50	Peak	315.00	300	Horizontal	Pass
2**	4363.000	37.95	-4.20	54.0	-16.05	AV	315.00	300	Horizontal	Pass
3	5217.000	98.94	-3.46	--	--	Peak	169.00	200	Horizontal	N/A
3**	5217.000	90.90	-3.46	--	--	AV	169.00	200	Horizontal	N/A
4	7451.500	52.79	0.83	74.0	-21.21	Peak	194.00	300	Horizontal	Pass
4**	7451.500	43.53	0.83	54.0	-10.47	AV	194.00	300	Horizontal	Pass
5	12628.400	49.02	-2.44	74.0	-24.98	Peak	280.00	200	Horizontal	Pass
5**	12628.400	39.67	-2.44	54.0	-14.33	AV	280.00	200	Horizontal	Pass
6	16178.775	51.10	-0.45	74.0	-22.90	Peak	314.00	200	Horizontal	Pass
6**	16178.775	42.84	-0.45	54.0	-11.16	AV	314.00	200	Horizontal	Pass

11ac80, U-NII-1, 1 GHz to 18 GHz, Middle Channel, ANT V

No.	Frequency (MHz)	Results (dBuV/m)	Factor (dB)	Limit (dBuV/m)	Over Limit (dB)	Detector	Table (Degree)	Height (cm)	Antenna	Verdict
1	1497.500	39.00	-17.30	74.0	-35.00	Peak	3.00	300	Vertical	Pass
1**	1497.500	29.60	-17.30	54.0	-24.40	AV	3.00	300	Vertical	Pass
2	4307.250	48.27	-4.16	74.0	-25.73	Peak	230.00	400	Vertical	Pass
2**	4307.250	39.11	-4.16	54.0	-14.89	AV	230.00	400	Vertical	Pass
3	5203.250	93.16	-3.47	--	--	Peak	161.00	150	Vertical	N/A
3**	5203.250	84.80	-3.47	--	--	AV	161.00	150	Vertical	N/A
4	7508.250	53.06	0.38	74.0	-20.94	Peak	349.00	300	Vertical	Pass
4**	7508.250	43.35	0.38	54.0	-10.65	AV	349.00	300	Vertical	Pass
5	12435.787	49.61	-2.37	74.0	-24.39	Peak	292.00	100	Vertical	Pass
5**	12435.787	39.81	-2.37	54.0	-14.19	AV	292.00	100	Vertical	Pass
6	16164.600	50.85	-0.46	74.0	-23.15	Peak	217.00	400	Vertical	Pass
6**	16164.600	41.67	-0.46	54.0	-12.33	AV	217.00	400	Vertical	Pass

11a, U-NII-2A, 1 GHz to 18 GHz, Low Channel, ANT H

No.	Frequency (MHz)	Results (dBuV/m)	Factor (dB)	Limit (dBuV/m)	Over Limit (dB)	Detector	Table (Degree)	Height (cm)	Antenna	Verdict
1	1506.100	37.94	-17.53	74.0	-36.06	Peak	337.00	400	Horizontal	Pass
1**	1506.100	28.33	-17.53	54.0	-25.67	AV	337.00	400	Horizontal	Pass
2	4294.250	47.62	-4.47	74.0	-26.38	Peak	90.00	100	Horizontal	Pass
2**	4294.250	37.87	-4.47	54.0	-16.13	AV	90.00	100	Horizontal	Pass
3	5260.750	106.25	-3.74	--	--	Peak	159.00	200	Horizontal	N/A
3**	5260.750	98.07	-3.74	--	--	AV	159.00	200	Horizontal	N/A
4	7500.750	52.59	-0.49	74.0	-21.41	Peak	228.00	200	Horizontal	Pass
4**	7500.750	42.93	-0.49	54.0	-11.07	AV	228.00	200	Horizontal	Pass
5	12465.713	49.67	-2.25	74.0	-24.33	Peak	209.00	200	Horizontal	Pass
5**	12465.713	39.39	-2.25	54.0	-14.61	AV	209.00	200	Horizontal	Pass
6	16159.612	51.72	-0.46	74.0	-22.28	Peak	275.00	100	Horizontal	Pass
6**	16159.612	42.73	-0.46	54.0	-11.27	AV	275.00	100	Horizontal	Pass

11a, U-NII-2A, 1 GHz to 18 GHz, Low Channel, ANT V

No.	Frequency (MHz)	Results (dBuV/m)	Factor (dB)	Limit (dBuV/m)	Over Limit (dB)	Detector	Table (Degree)	Height (cm)	Antenna	Verdict
1	1494.900	39.05	-17.46	74.0	-34.95	Peak	12.00	300	Vertical	Pass
1**	1494.900	28.32	-17.46	54.0	-25.68	AV	12.00	300	Vertical	Pass
2	4359.750	47.63	-4.25	74.0	-26.37	Peak	73.00	200	Vertical	Pass
2**	4359.750	37.78	-4.25	54.0	-16.22	AV	73.00	200	Vertical	Pass
3	5261.000	101.45	-3.76	--	--	Peak	281.00	150	Vertical	N/A
3**	5261.000	93.10	-3.76	--	--	AV	281.00	150	Vertical	N/A
4	7507.250	52.45	0.21	74.0	-21.55	Peak	350.00	400	Vertical	Pass
4**	7507.250	43.71	0.21	54.0	-10.29	AV	350.00	400	Vertical	Pass
5	12657.849	49.32	-2.30	74.0	-24.68	Peak	129.00	150	Vertical	Pass
5**	12657.849	38.92	-2.30	54.0	-15.08	AV	129.00	150	Vertical	Pass
6	16168.275	51.18	-0.46	74.0	-22.82	Peak	255.00	400	Vertical	Pass
6**	16168.275	42.80	-0.46	54.0	-11.20	AV	255.00	400	Vertical	Pass

11a, U-NII-2A, 1 GHz to 18 GHz, Middle Channel, ANT H

No.	Frequency (MHz)	Results (dBuV/m)	Factor (dB)	Limit (dBuV/m)	Over Limit (dB)	Detector	Table (Degree)	Height (cm)	Antenna	Verdict
1	1560.800	37.62	-17.75	74.0	-36.38	Peak	110.00	300	Horizontal	Pass
1**	1560.800	27.57	-17.75	54.0	-26.43	AV	110.00	300	Horizontal	Pass
2	4324.750	46.75	-4.95	74.0	-27.25	Peak	38.00	200	Horizontal	Pass
2**	4324.750	37.92	-4.95	54.0	-16.08	AV	38.00	200	Horizontal	Pass
3	5297.500	105.42	-3.50	--	--	Peak	159.00	100	Horizontal	N/A
3**	5297.500	96.63	-3.50	--	--	AV	159.00	100	Horizontal	N/A
4	7472.000	52.75	0.76	74.0	-21.25	Peak	81.00	300	Horizontal	Pass
4**	7472.000	43.54	0.76	54.0	-10.46	AV	81.00	300	Horizontal	Pass
5	12451.463	49.10	-2.16	74.0	-24.90	Peak	221.00	200	Horizontal	Pass
5**	12451.463	39.71	-2.16	54.0	-14.29	AV	221.00	200	Horizontal	Pass
6	16181.662	51.79	-0.45	74.0	-22.21	Peak	239.00	100	Horizontal	Pass
6**	16181.662	42.03	-0.45	54.0	-11.97	AV	239.00	100	Horizontal	Pass

11a, U-NII-2A, 1 GHz to 18 GHz, Middle Channel, ANT V

No.	Frequency (MHz)	Results (dBuV/m)	Factor (dB)	Limit (dBuV/m)	Over Limit (dB)	Detector	Table (Degree)	Height (cm)	Antenna	Verdict
1	1496.600	39.07	-17.33	74.0	-34.93	Peak	360.00	200	Vertical	Pass
1**	1496.600	28.44	-17.33	54.0	-25.56	AV	360.00	200	Vertical	Pass
2	4312.250	47.17	-4.29	74.0	-26.83	Peak	135.00	100	Vertical	Pass
2**	4312.250	38.14	-4.29	54.0	-15.86	AV	135.00	100	Vertical	Pass
3	5301.000	100.01	-3.66	--	--	Peak	273.00	150	Vertical	N/A
3**	5301.000	93.37	-3.66	--	--	AV	273.00	150	Vertical	N/A
4	7470.250	52.22	0.66	74.0	-21.78	Peak	187.00	200	Vertical	Pass
4**	7470.250	43.30	0.66	54.0	-10.70	AV	187.00	200	Vertical	Pass
5	12381.400	48.95	-2.88	74.0	-25.05	Peak	62.00	100	Vertical	Pass
5**	12381.400	38.63	-2.88	54.0	-15.37	AV	62.00	100	Vertical	Pass
6	16075.350	51.74	-0.55	74.0	-22.26	Peak	90.00	200	Vertical	Pass
6**	16075.350	41.62	-0.55	54.0	-12.38	AV	90.00	200	Vertical	Pass

11a, U-NII-2A, 1 GHz to 18 GHz, High Channel, ANT H

No.	Frequency (MHz)	Results (dBuV/m)	Factor (dB)	Limit (dBuV/m)	Over Limit (dB)	Detector	Table (Degree)	Height (cm)	Antenna	Verdict
1	1447.900	37.57	-17.32	74.0	-36.43	Peak	131.00	200	Horizontal	Pass
1**	1447.900	28.03	-17.32	54.0	-25.97	AV	131.00	200	Horizontal	Pass
2	4358.000	47.23	-4.14	74.0	-26.77	Peak	83.00	400	Horizontal	Pass
2**	4358.000	38.30	-4.14	54.0	-15.70	AV	83.00	400	Horizontal	Pass
3	5322.000	106.71	-3.36	--	--	Peak	177.00	150	Horizontal	N/A
3**	5322.000	98.80	-3.36	--	--	AV	177.00	150	Horizontal	N/A
4	7506.000	52.24	-0.06	74.0	-21.76	Peak	185.00	400	Horizontal	Pass
4**	7506.000	44.09	-0.06	54.0	-9.91	AV	185.00	400	Horizontal	Pass
5	12036.312	49.29	-3.40	74.0	-24.71	Peak	327.00	100	Horizontal	Pass
5**	12036.312	38.97	-3.40	54.0	-15.03	AV	327.00	100	Horizontal	Pass
6	16172.474	51.71	-0.45	74.0	-22.29	Peak	31.00	100	Horizontal	Pass
6**	16172.474	42.31	-0.45	54.0	-11.69	AV	31.00	100	Horizontal	Pass

11a, U-NII-2A, 1 GHz to 18 GHz, High Channel, ANT V

No.	Frequency (MHz)	Results (dBuV/m)	Factor (dB)	Limit (dBuV/m)	Over Limit (dB)	Detector	Table (Degree)	Height (cm)	Antenna	Verdict
1	1496.500	39.44	-17.33	74.0	-34.56	Peak	136.00	100	Vertical	Pass
1**	1496.500	28.31	-17.33	54.0	-25.69	AV	136.00	100	Vertical	Pass
2	4260.750	47.62	-4.45	74.0	-26.38	Peak	305.00	400	Vertical	Pass
2**	4260.750	38.43	-4.45	54.0	-15.57	AV	305.00	400	Vertical	Pass
3	5321.250	100.45	-3.38	--	--	Peak	253.00	150	Vertical	N/A
3**	5321.250	93.32	-3.38	--	--	AV	253.00	150	Vertical	N/A
4	7285.250	52.88	-0.98	74.0	-21.12	Peak	288.00	200	Vertical	Pass
4**	7285.250	42.88	-0.98	54.0	-11.12	AV	288.00	200	Vertical	Pass
5	12453.599	49.24	-2.17	74.0	-24.76	Peak	84.00	150	Vertical	Pass
5**	12453.599	40.39	-2.17	54.0	-13.61	AV	84.00	150	Vertical	Pass
6	16149.900	51.64	-0.47	74.0	-22.36	Peak	275.00	200	Vertical	Pass
6**	16149.900	41.82	-0.47	54.0	-12.18	AV	275.00	200	Vertical	Pass

11n20, U-NII-2A, 1 GHz to 18 GHz, Low Channel, ANT H

No.	Frequency (MHz)	Results (dBuV/m)	Factor (dB)	Limit (dBuV/m)	Over Limit (dB)	Detector	Table (Degree)	Height (cm)	Antenna	Verdict
1	1545.300	37.71	-17.51	74.0	-36.29	Peak	342.00	300	Horizontal	Pass
1**	1545.300	28.53	-17.51	54.0	-25.47	AV	342.00	300	Horizontal	Pass
2	4245.500	47.59	-5.05	74.0	-26.41	Peak	350.00	100	Horizontal	Pass
2**	4245.500	37.85	-5.05	54.0	-16.15	AV	350.00	100	Horizontal	Pass
3	5262.000	105.85	-3.77	--	--	Peak	158.00	150	Horizontal	N/A
3**	5262.000	97.89	-3.77	--	--	AV	158.00	150	Horizontal	N/A
4	7525.750	52.88	0.77	74.0	-21.12	Peak	29.00	400	Horizontal	Pass
4**	7525.750	42.86	0.77	54.0	-11.14	AV	29.00	400	Horizontal	Pass
5	12292.813	49.15	-2.50	74.0	-24.85	Peak	73.00	200	Horizontal	Pass
5**	12292.813	39.53	-2.50	54.0	-14.47	AV	73.00	200	Horizontal	Pass
6	16183.500	51.58	-0.45	74.0	-22.42	Peak	126.00	200	Horizontal	Pass
6**	16183.500	42.31	-0.45	54.0	-11.69	AV	126.00	200	Horizontal	Pass

11n20, U-NII-2A, 1 GHz to 18 GHz, Low Channel, ANT V

No.	Frequency (MHz)	Results (dBuV/m)	Factor (dB)	Limit (dBuV/m)	Over Limit (dB)	Detector	Table (Degree)	Height (cm)	Antenna	Verdict
1	1496.900	39.16	-17.32	74.0	-34.84	Peak	212.00	200	Vertical	Pass
1**	1496.900	29.98	-17.32	54.0	-24.02	AV	212.00	200	Vertical	Pass
2	4389.750	47.21	-4.24	74.0	-26.79	Peak	56.00	200	Vertical	Pass
2**	4389.750	37.22	-4.24	54.0	-16.78	AV	56.00	200	Vertical	Pass
3	5257.250	99.66	-4.12	--	--	Peak	281.00	200	Vertical	N/A
3**	5257.250	90.84	-4.12	--	--	AV	281.00	200	Vertical	N/A
4	7729.500	52.79	0.12	74.0	-21.21	Peak	73.00	300	Vertical	Pass
4**	7729.500	42.38	0.12	54.0	-11.62	AV	73.00	300	Vertical	Pass
5	12414.650	49.02	-2.69	74.0	-24.98	Peak	339.00	200	Vertical	Pass
5**	12414.650	39.10	-2.69	54.0	-14.90	AV	339.00	200	Vertical	Pass
6	16135.463	51.12	-0.62	74.0	-22.88	Peak	335.00	300	Vertical	Pass
6**	16135.463	41.50	-0.62	54.0	-12.50	AV	335.00	300	Vertical	Pass

11n20, U-NII-2A, 1 GHz to 18 GHz, Middle Channel, ANT H

No.	Frequency (MHz)	Results (dBuV/m)	Factor (dB)	Limit (dBuV/m)	Over Limit (dB)	Detector	Table (Degree)	Height (cm)	Antenna	Verdict
1	1617.200	37.27	-17.26	74.0	-36.73	Peak	323.00	400	Horizontal	Pass
1**	1617.200	28.64	-17.26	54.0	-25.36	AV	323.00	400	Horizontal	Pass
2	4360.000	47.42	-4.27	74.0	-26.58	Peak	56.00	200	Horizontal	Pass
2**	4360.000	37.87	-4.27	54.0	-16.13	AV	56.00	200	Horizontal	Pass
3	5301.750	104.08	-3.65	--	--	Peak	169.00	200	Horizontal	N/A
3**	5301.750	96.57	-3.65	--	--	AV	169.00	200	Horizontal	N/A
4	7459.250	53.59	1.14	74.0	-20.41	Peak	48.00	100	Horizontal	Pass
4**	7459.250	43.94	1.14	54.0	-10.06	AV	48.00	100	Horizontal	Pass
5	11302.912	48.92	-4.03	74.0	-25.08	Peak	1.00	150	Horizontal	Pass
5**	11302.912	38.95	-4.03	54.0	-15.05	AV	1.00	150	Horizontal	Pass
6	16158.300	51.59	-0.46	74.0	-22.41	Peak	237.00	200	Horizontal	Pass
6**	16158.300	41.90	-0.46	54.0	-12.10	AV	237.00	200	Horizontal	Pass

11n20, U-NII-2A, 1 GHz to 18 GHz, Middle Channel, ANT V

No.	Frequency (MHz)	Results (dBuV/m)	Factor (dB)	Limit (dBuV/m)	Over Limit (dB)	Detector	Table (Degree)	Height (cm)	Antenna	Verdict
1	1494.900	40.37	-17.46	74.0	-33.63	Peak	212.00	200	Vertical	Pass
1**	1494.900	31.14	-17.46	54.0	-22.86	AV	212.00	200	Vertical	Pass
2	4164.750	47.74	-5.78	74.0	-26.26	Peak	229.00	300	Vertical	Pass
2**	4164.750	36.98	-5.78	54.0	-17.02	AV	229.00	300	Vertical	Pass
3	5301.250	99.21	-3.66	--	--	Peak	273.00	100	Vertical	N/A
3**	5301.250	91.42	-3.66	--	--	AV	273.00	100	Vertical	N/A
4	7523.750	51.99	0.89	74.0	-22.01	Peak	212.00	100	Vertical	Pass
4**	7523.750	43.01	0.89	54.0	-10.99	AV	212.00	100	Vertical	Pass
5	12312.050	49.15	-2.53	74.0	-24.85	Peak	160.00	150	Vertical	Pass
5**	12312.050	38.95	-2.53	54.0	-15.05	AV	160.00	150	Vertical	Pass
6	16171.950	51.15	-0.45	74.0	-22.85	Peak	47.00	100	Vertical	Pass
6**	16171.950	41.73	-0.45	54.0	-12.27	AV	47.00	100	Vertical	Pass

11n20, U-NII-2A, 1 GHz to 18 GHz, High Channel, ANT H

No.	Frequency (MHz)	Results (dBuV/m)	Factor (dB)	Limit (dBuV/m)	Over Limit (dB)	Detector	Table (Degree)	Height (cm)	Antenna	Verdict
1	1499.300	37.76	-17.29	74.0	-36.24	Peak	286.00	400	Horizontal	Pass
1**	1499.300	28.94	-17.29	54.0	-25.06	AV	286.00	400	Horizontal	Pass
2	4261.500	48.72	-4.50	74.0	-25.28	Peak	33.00	100	Horizontal	Pass
2**	4261.500	38.12	-4.50	54.0	-15.88	AV	33.00	100	Horizontal	Pass
3	5321.750	105.84	-3.36	--	--	Peak	162.00	200	Horizontal	N/A
3**	5321.750	97.30	-3.36	--	--	AV	162.00	200	Horizontal	N/A
4	7522.000	52.49	0.90	74.0	-21.51	Peak	267.00	400	Horizontal	Pass
4**	7522.000	43.41	0.90	54.0	-10.59	AV	267.00	400	Horizontal	Pass
5	12444.812	48.92	-2.23	74.0	-25.08	Peak	244.00	200	Horizontal	Pass
5**	12444.812	39.66	-2.23	54.0	-14.34	AV	244.00	200	Horizontal	Pass
6	16176.412	52.14	-0.45	74.0	-21.86	Peak	201.00	200	Horizontal	Pass
6**	16176.412	43.44	-0.45	54.0	-10.56	AV	201.00	200	Horizontal	Pass

11n20, U-NII-2A, 1 GHz to 18 GHz, High Channel, ANT V

No.	Frequency (MHz)	Results (dBuV/m)	Factor (dB)	Limit (dBuV/m)	Over Limit (dB)	Detector	Table (Degree)	Height (cm)	Antenna	Verdict
1	1619.500	39.11	-17.45	74.0	-34.89	Peak	222.00	200	Vertical	Pass
1**	1619.500	28.17	-17.45	54.0	-25.83	AV	222.00	200	Vertical	Pass
2	4313.750	47.27	-4.34	74.0	-26.73	Peak	142.00	100	Vertical	Pass
2**	4313.750	40.05	-4.34	54.0	-13.95	AV	142.00	100	Vertical	Pass
3	5317.000	99.26	-3.32	--	--	Peak	280.00	100	Vertical	N/A
3**	5317.000	90.72	-3.32	--	--	AV	280.00	100	Vertical	N/A
4	7715.750	52.72	0.77	74.0	-21.28	Peak	324.00	200	Vertical	Pass
4**	7715.750	42.53	0.77	54.0	-11.47	AV	324.00	200	Vertical	Pass
5	12686.113	49.07	-2.33	74.0	-24.93	Peak	2.00	200	Vertical	Pass
5**	12686.113	39.74	-2.33	54.0	-14.26	AV	2.00	200	Vertical	Pass
6	16178.250	51.31	-0.45	74.0	-22.69	Peak	297.00	300	Vertical	Pass
6**	16178.250	42.18	-0.45	54.0	-11.82	AV	297.00	300	Vertical	Pass

11n40, U-NII-2A, 1 GHz to 18 GHz, Low Channel, ANT H

No.	Frequency (MHz)	Results (dBuV/m)	Factor (dB)	Limit (dBuV/m)	Over Limit (dB)	Detector	Table (Degree)	Height (cm)	Antenna	Verdict
1	1499.600	37.52	-17.29	74.0	-36.48	Peak	227.00	100	Horizontal	Pass
1**	1499.600	27.61	-17.29	54.0	-26.39	AV	227.00	100	Horizontal	Pass
2	4246.000	47.66	-5.01	74.0	-26.34	Peak	39.00	100	Horizontal	Pass
2**	4246.000	38.31	-5.01	54.0	-15.69	AV	39.00	100	Horizontal	Pass
3	5266.250	101.16	-3.68	--	--	Peak	170.00	200	Horizontal	N/A
3**	5266.250	92.75	-3.68	--	--	AV	170.00	200	Horizontal	N/A
4	7701.500	52.21	1.74	74.0	-21.79	Peak	335.00	200	Horizontal	Pass
4**	7701.500	42.30	1.74	54.0	-11.70	AV	335.00	200	Horizontal	Pass
5	12652.387	49.75	-2.30	74.0	-24.25	Peak	292.00	200	Horizontal	Pass
5**	12652.387	40.59	-2.30	54.0	-13.41	AV	292.00	200	Horizontal	Pass
6	16074.563	51.24	-0.53	74.0	-22.76	Peak	201.00	200	Horizontal	Pass
6**	16074.563	41.11	-0.53	54.0	-12.89	AV	201.00	200	Horizontal	Pass

11n40, U-NII-2A, 1 GHz to 18 GHz, Low Channel, ANT V

No.	Frequency (MHz)	Results (dBuV/m)	Factor (dB)	Limit (dBuV/m)	Over Limit (dB)	Detector	Table (Degree)	Height (cm)	Antenna	Verdict
1	1496.500	42.29	-17.33	74.0	-31.71	Peak	308.00	100	Vertical	Pass
1**	1496.500	29.61	-17.33	54.0	-24.39	AV	308.00	100	Vertical	Pass
2	4294.000	47.05	-4.49	74.0	-26.95	Peak	150.00	200	Vertical	Pass
2**	4294.000	38.69	-4.49	54.0	-15.31	AV	150.00	200	Vertical	Pass
3	5274.000	95.42	-3.05	--	--	Peak	271.00	200	Vertical	N/A
3**	5274.000	88.12	-3.05	--	--	AV	271.00	200	Vertical	N/A
4	7458.750	52.92	1.15	74.0	-21.08	Peak	263.00	100	Vertical	Pass
4**	7458.750	44.17	1.15	54.0	-9.83	AV	263.00	100	Vertical	Pass
5	12459.300	49.40	-2.21	74.0	-24.60	Peak	24.00	100	Vertical	Pass
5**	12459.300	39.37	-2.21	54.0	-14.63	AV	24.00	100	Vertical	Pass
6	16191.638	51.09	-0.44	74.0	-22.91	Peak	124.00	100	Vertical	Pass
6**	16191.638	41.87	-0.44	54.0	-12.13	AV	124.00	100	Vertical	Pass

11n40, U-NII-2A, 1 GHz to 18 GHz, High Channel, ANT H

No.	Frequency (MHz)	Results (dBuV/m)	Factor (dB)	Limit (dBuV/m)	Over Limit (dB)	Detector	Table (Degree)	Height (cm)	Antenna	Verdict
1	1545.600	37.74	-17.53	74.0	-36.26	Peak	360.00	300	Horizontal	Pass
1**	1545.600	28.04	-17.53	54.0	-25.96	AV	360.00	300	Horizontal	Pass
2	4247.000	47.83	-5.17	74.0	-26.17	Peak	0.00	400	Horizontal	Pass
2**	4247.000	38.25	-5.17	54.0	-15.75	AV	0.00	400	Horizontal	Pass
3	5307.000	100.53	-3.48	--	--	Peak	179.00	150	Horizontal	N/A
3**	5307.000	93.06	-3.48	--	--	AV	179.00	150	Horizontal	N/A
4	7502.500	52.07	-0.45	74.0	-21.93	Peak	31.00	300	Horizontal	Pass
4**	7502.500	42.64	-0.45	54.0	-11.36	AV	31.00	300	Horizontal	Pass
5	11184.638	48.97	-4.16	74.0	-25.03	Peak	265.00	100	Horizontal	Pass
5**	11184.638	38.92	-4.16	54.0	-15.08	AV	265.00	100	Horizontal	Pass
6	15693.938	51.30	-0.07	74.0	-22.70	Peak	31.00	100	Horizontal	Pass
6**	15693.938	40.59	-0.07	54.0	-13.41	AV	31.00	100	Horizontal	Pass

11n40, U-NII-2A, 1 GHz to 18 GHz, High Channel, ANT V

No.	Frequency (MHz)	Results (dBuV/m)	Factor (dB)	Limit (dBuV/m)	Over Limit (dB)	Detector	Table (Degree)	Height (cm)	Antenna	Verdict
1	1499.000	38.58	-17.29	74.0	-35.42	Peak	126.00	400	Vertical	Pass
1**	1499.000	29.13	-17.29	54.0	-24.87	AV	126.00	400	Vertical	Pass
2	4246.500	48.04	-5.09	74.0	-25.96	Peak	111.00	200	Vertical	Pass
2**	4246.500	38.16	-5.09	54.0	-15.84	AV	111.00	200	Vertical	Pass
3	5305.750	95.69	-3.38	--	--	Peak	284.00	150	Vertical	N/A
3**	5305.750	87.57	-3.38	--	--	AV	284.00	150	Vertical	N/A
4	7516.750	52.16	0.93	74.0	-21.84	Peak	292.00	100	Vertical	Pass
4**	7516.750	43.89	0.93	54.0	-10.11	AV	292.00	100	Vertical	Pass
5	12672.099	49.38	-2.32	74.0	-24.62	Peak	230.00	200	Vertical	Pass
5**	12672.099	39.35	-2.32	54.0	-14.65	AV	230.00	200	Vertical	Pass
6	16011.037	51.06	-0.14	74.0	-22.94	Peak	31.00	100	Vertical	Pass
6**	16011.037	40.96	-0.14	54.0	-13.04	AV	31.00	100	Vertical	Pass

11ac20, U-NII-2A, 1 GHz to 18 GHz, Low Channel, ANT H

No.	Frequency (MHz)	Results (dBuV/m)	Factor (dB)	Limit (dBuV/m)	Over Limit (dB)	Detector	Table (Degree)	Height (cm)	Antenna	Verdict
1	1594.900	38.87	-17.55	74.0	-35.13	Peak	360.00	200	Horizontal	Pass
1**	1594.900	28.39	-17.55	54.0	-25.61	AV	360.00	200	Horizontal	Pass
2	4370.000	48.13	-4.21	74.0	-25.87	Peak	177.00	100	Horizontal	Pass
2**	4370.000	38.21	-4.21	54.0	-15.79	AV	177.00	100	Horizontal	Pass
3	5259.250	104.34	-3.65	--	--	Peak	169.00	100	Horizontal	N/A
3**	5259.250	97.07	-3.65	--	--	AV	169.00	100	Horizontal	N/A
4	7452.250	53.15	0.92	74.0	-20.85	Peak	236.00	400	Horizontal	Pass
4**	7452.250	43.10	0.92	54.0	-10.90	AV	236.00	400	Horizontal	Pass
5	11783.612	49.22	-3.68	74.0	-24.78	Peak	0.00	150	Horizontal	Pass
5**	11783.612	39.55	-3.68	54.0	-14.45	AV	0.00	150	Horizontal	Pass
6	16171.425	52.03	-0.45	74.0	-21.97	Peak	31.00	400	Horizontal	Pass
6**	16171.425	41.97	-0.45	54.0	-12.03	AV	31.00	400	Horizontal	Pass

11ac20, U-NII-2A, 1 GHz to 18 GHz, Low Channel, ANT V

No.	Frequency (MHz)	Results (dBuV/m)	Factor (dB)	Limit (dBuV/m)	Over Limit (dB)	Detector	Table (Degree)	Height (cm)	Antenna	Verdict
1	1494.500	39.43	-17.49	74.0	-34.57	Peak	289.00	200	Vertical	Pass
1**	1494.500	29.93	-17.49	54.0	-24.07	AV	289.00	200	Vertical	Pass
2	4303.500	47.44	-4.29	74.0	-26.56	Peak	260.00	300	Vertical	Pass
2**	4303.500	38.23	-4.29	54.0	-15.77	AV	260.00	300	Vertical	Pass
3	5259.250	100.16	-3.65	--	--	Peak	278.00	100	Vertical	N/A
3**	5259.250	91.93	-3.65	--	--	AV	278.00	100	Vertical	N/A
4	7514.000	52.31	0.75	74.0	-21.69	Peak	21.00	300	Vertical	Pass
4**	7514.000	43.85	0.75	54.0	-10.15	AV	21.00	300	Vertical	Pass
5	12680.887	48.94	-2.32	74.0	-25.06	Peak	45.00	150	Vertical	Pass
5**	12680.887	39.39	-2.32	54.0	-14.61	AV	45.00	150	Vertical	Pass
6	16175.625	50.58	-0.45	74.0	-23.42	Peak	49.00	200	Vertical	Pass
6**	16175.625	41.13	-0.45	54.0	-12.87	AV	49.00	200	Vertical	Pass

11ac20, U-NII-2A, 1 GHz to 18 GHz, Middle Channel, ANT H

No.	Frequency (MHz)	Results (dBuV/m)	Factor (dB)	Limit (dBuV/m)	Over Limit (dB)	Detector	Table (Degree)	Height (cm)	Antenna	Verdict
1	1549.800	37.77	-17.74	74.0	-36.23	Peak	244.00	100	Horizontal	Pass
1**	1549.800	28.42	-17.74	54.0	-25.58	AV	244.00	100	Horizontal	Pass
2	4363.750	47.63	-4.20	74.0	-26.37	Peak	360.00	100	Horizontal	Pass
2**	4363.750	37.95	-4.20	54.0	-16.05	AV	360.00	100	Horizontal	Pass
3	5301.250	104.24	-3.66	--	--	Peak	167.00	200	Horizontal	N/A
3**	5301.250	96.43	-3.66	--	--	AV	167.00	200	Horizontal	N/A
4	7452.750	52.26	0.98	74.0	-21.74	Peak	104.00	300	Horizontal	Pass
4**	7452.750	43.89	0.98	54.0	-10.11	AV	104.00	300	Horizontal	Pass
5	12277.613	49.07	-2.65	74.0	-24.93	Peak	56.00	150	Horizontal	Pass
5**	12277.613	38.67	-2.65	54.0	-15.33	AV	56.00	150	Horizontal	Pass
6	16187.175	51.26	-0.44	74.0	-22.74	Peak	31.00	200	Horizontal	Pass
6**	16187.175	41.85	-0.44	54.0	-12.15	AV	31.00	200	Horizontal	Pass

11ac20, U-NII-2A, 1 GHz to 18 GHz, Middle Channel, ANT V

No.	Frequency (MHz)	Results (dBuV/m)	Factor (dB)	Limit (dBuV/m)	Over Limit (dB)	Detector	Table (Degree)	Height (cm)	Antenna	Verdict
1	1495.500	39.20	-17.41	74.0	-34.80	Peak	306.00	300	Vertical	Pass
1**	1495.500	31.71	-17.41	54.0	-22.29	AV	306.00	300	Vertical	Pass
2	4319.000	47.26	-4.59	74.0	-26.74	Peak	48.00	300	Vertical	Pass
2**	4319.000	38.98	-4.59	54.0	-15.02	AV	48.00	300	Vertical	Pass
3	5298.750	99.19	-3.58	--	--	Peak	243.00	150	Vertical	N/A
3**	5298.750	91.14	-3.58	--	--	AV	243.00	150	Vertical	N/A
4	7557.000	52.68	-0.64	74.0	-21.32	Peak	287.00	400	Vertical	Pass
4**	7557.000	42.03	-0.64	54.0	-11.97	AV	287.00	400	Vertical	Pass
5	12538.863	48.93	-2.21	74.0	-25.07	Peak	107.00	150	Vertical	Pass
5**	12538.863	38.90	-2.21	54.0	-15.10	AV	107.00	150	Vertical	Pass
6	16174.576	50.69	-0.45	74.0	-23.31	Peak	349.00	200	Vertical	Pass
6**	16174.576	42.43	-0.45	54.0	-11.57	AV	349.00	200	Vertical	Pass

11ac20, U-NII-2A, 1 GHz to 18 GHz, High Channel, ANT H

No.	Frequency (MHz)	Results (dBuV/m)	Factor (dB)	Limit (dBuV/m)	Over Limit (dB)	Detector	Table (Degree)	Height (cm)	Antenna	Verdict
1	1520.100	37.56	-17.63	74.0	-36.44	Peak	105.00	100	Horizontal	Pass
1**	1520.100	28.25	-17.63	54.0	-25.75	AV	105.00	100	Horizontal	Pass
2	4371.250	47.33	-4.19	74.0	-26.67	Peak	63.00	100	Horizontal	Pass
2**	4371.250	38.37	-4.19	54.0	-15.63	AV	63.00	100	Horizontal	Pass
3	5322.000	105.14	-3.36	--	--	Peak	163.00	150	Horizontal	N/A
3**	5322.000	97.36	-3.36	--	--	AV	163.00	150	Horizontal	N/A
4	7513.000	52.89	0.62	74.0	-21.11	Peak	35.00	300	Horizontal	Pass
4**	7513.000	43.38	0.62	54.0	-10.62	AV	35.00	300	Horizontal	Pass
5	12699.650	48.64	-2.34	74.0	-25.36	Peak	7.00	200	Horizontal	Pass
5**	12699.650	40.33	-2.34	54.0	-13.67	AV	7.00	200	Horizontal	Pass
6	16140.188	50.56	-0.57	74.0	-23.44	Peak	288.00	100	Horizontal	Pass
6**	16140.188	41.21	-0.57	54.0	-12.79	AV	288.00	100	Horizontal	Pass

11ac20, U-NII-2A, 1 GHz to 18 GHz, High Channel, ANT V

No.	Frequency (MHz)	Results (dBuV/m)	Factor (dB)	Limit (dBuV/m)	Over Limit (dB)	Detector	Table (Degree)	Height (cm)	Antenna	Verdict
1	1493.700	38.75	-17.51	74.0	-35.25	Peak	124.00	200	Vertical	Pass
1**	1493.700	28.16	-17.51	54.0	-25.84	AV	124.00	200	Vertical	Pass
2	4249.500	47.30	-5.08	74.0	-26.70	Peak	356.00	200	Vertical	Pass
2**	4249.500	38.28	-5.08	54.0	-15.72	AV	356.00	200	Vertical	Pass
3	5319.250	99.43	-3.53	--	--	Peak	270.00	100	Vertical	N/A
3**	5319.250	91.97	-3.53	--	--	AV	270.00	100	Vertical	N/A
4	7476.000	52.35	0.61	74.0	-21.65	Peak	173.00	200	Vertical	Pass
4**	7476.000	43.33	0.61	54.0	-10.67	AV	173.00	200	Vertical	Pass
5	12439.588	48.82	-2.31	74.0	-25.18	Peak	300.00	150	Vertical	Pass
5**	12439.588	39.84	-2.31	54.0	-14.16	AV	300.00	150	Vertical	Pass
6	16161.450	50.63	-0.46	74.0	-23.37	Peak	252.00	400	Vertical	Pass
6**	16161.450	41.60	-0.46	54.0	-12.40	AV	252.00	400	Vertical	Pass

11ac40, U-NII-2A, 1 GHz to 18 GHz, Low Channel, ANT H

No.	Frequency (MHz)	Results (dBuV/m)	Factor (dB)	Limit (dBuV/m)	Over Limit (dB)	Detector	Table (Degree)	Height (cm)	Antenna	Verdict
1	1496.800	38.59	-17.32	74.0	-35.41	Peak	198.00	200	Horizontal	Pass
1**	1496.800	27.84	-17.32	54.0	-26.16	AV	198.00	200	Horizontal	Pass
2	4273.500	47.51	-4.94	74.0	-26.49	Peak	217.00	100	Horizontal	Pass
2**	4273.500	37.81	-4.94	54.0	-16.19	AV	217.00	100	Horizontal	Pass
3	5267.750	100.64	-3.58	--	--	Peak	182.00	200	Horizontal	N/A
3**	5267.750	93.97	-3.58	--	--	AV	182.00	200	Horizontal	N/A
4	7677.750	52.66	0.90	74.0	-21.34	Peak	337.00	100	Horizontal	Pass
4**	7677.750	41.85	0.90	54.0	-12.15	AV	337.00	100	Horizontal	Pass
5	11690.988	48.67	-4.25	74.0	-25.33	Peak	194.00	150	Horizontal	Pass
5**	11690.988	39.30	-4.25	54.0	-14.70	AV	194.00	150	Horizontal	Pass
6	16098.187	50.64	-0.95	74.0	-23.36	Peak	329.00	300	Horizontal	Pass
6**	16098.187	42.46	-0.95	54.0	-11.54	AV	329.00	300	Horizontal	Pass

11ac40, U-NII-2A, 1 GHz to 18 GHz, Low Channel, ANT V

No.	Frequency (MHz)	Results (dBuV/m)	Factor (dB)	Limit (dBuV/m)	Over Limit (dB)	Detector	Table (Degree)	Height (cm)	Antenna	Verdict
1	1494.400	38.42	-17.50	74.0	-35.58	Peak	4.00	400	Vertical	Pass
1**	1494.400	29.40	-17.50	54.0	-24.60	AV	4.00	400	Vertical	Pass
2	4305.000	47.40	-4.22	74.0	-26.60	Peak	270.00	400	Vertical	Pass
2**	4305.000	38.56	-4.22	54.0	-15.44	AV	270.00	400	Vertical	Pass
3	5267.500	95.55	-3.60	--	--	Peak	243.00	150	Vertical	N/A
3**	5267.500	87.78	-3.60	--	--	AV	243.00	150	Vertical	N/A
4	7445.500	52.94	0.42	74.0	-21.06	Peak	29.00	200	Vertical	Pass
4**	7445.500	42.23	0.42	54.0	-11.77	AV	29.00	200	Vertical	Pass
5	12066.000	48.87	-3.46	74.0	-25.13	Peak	228.00	100	Vertical	Pass
5**	12066.000	39.60	-3.46	54.0	-14.40	AV	228.00	100	Vertical	Pass
6	16177.463	51.83	-0.45	74.0	-22.17	Peak	155.00	300	Vertical	Pass
6**	16177.463	42.36	-0.45	54.0	-11.64	AV	155.00	300	Vertical	Pass

11ac40, U-NII-2A, 1 GHz to 18 GHz, High Channel, ANT H

No.	Frequency (MHz)	Results (dBuV/m)	Factor (dB)	Limit (dBuV/m)	Over Limit (dB)	Detector	Table (Degree)	Height (cm)	Antenna	Verdict
1	1611.800	38.11	-17.45	74.0	-35.89	Peak	301.00	100	Horizontal	Pass
1**	1611.800	27.78	-17.45	54.0	-26.22	AV	301.00	100	Horizontal	Pass
2	4292.500	47.45	-4.59	74.0	-26.55	Peak	234.00	200	Horizontal	Pass
2**	4292.500	37.41	-4.59	54.0	-16.59	AV	234.00	200	Horizontal	Pass
3	5313.000	100.69	-3.73	--	--	Peak	166.00	100	Horizontal	N/A
3**	5313.000	93.45	-3.73	--	--	AV	166.00	100	Horizontal	N/A
4	7510.000	52.56	0.55	74.0	-21.44	Peak	86.00	100	Horizontal	Pass
4**	7510.000	43.38	0.55	54.0	-10.62	AV	86.00	100	Horizontal	Pass
5	11781.238	49.00	-3.70	74.0	-25.00	Peak	8.00	100	Horizontal	Pass
5**	11781.238	39.18	-3.70	54.0	-14.82	AV	8.00	100	Horizontal	Pass
6	16152.001	51.56	-0.47	74.0	-22.44	Peak	272.00	300	Horizontal	Pass
6**	16152.001	41.54	-0.47	54.0	-12.46	AV	272.00	300	Horizontal	Pass

11ac40, U-NII-2A, 1 GHz to 18 GHz, High Channel, ANT V

No.	Frequency (MHz)	Results (dBuV/m)	Factor (dB)	Limit (dBuV/m)	Over Limit (dB)	Detector	Table (Degree)	Height (cm)	Antenna	Verdict
1	1496.000	39.76	-17.36	74.0	-34.24	Peak	296.00	300	Vertical	Pass
1**	1496.000	29.90	-17.36	54.0	-24.10	AV	296.00	300	Vertical	Pass
2	4357.000	47.37	-4.21	74.0	-26.63	Peak	230.00	400	Vertical	Pass
2**	4357.000	38.12	-4.21	54.0	-15.88	AV	230.00	400	Vertical	Pass
3	5315.500	94.68	-3.47	--	--	Peak	275.00	200	Vertical	N/A
3**	5315.500	87.27	-3.47	--	--	AV	275.00	200	Vertical	N/A
4	7458.000	52.44	1.14	74.0	-21.56	Peak	320.00	200	Vertical	Pass
4**	7458.000	43.49	1.14	54.0	-10.51	AV	320.00	200	Vertical	Pass
5	12329.150	48.69	-2.66	74.0	-25.31	Peak	299.00	150	Vertical	Pass
5**	12329.150	39.66	-2.66	54.0	-14.34	AV	299.00	150	Vertical	Pass
6	16176.151	51.69	-0.45	74.0	-22.31	Peak	360.00	100	Vertical	Pass
6**	16176.151	42.56	-0.45	54.0	-11.44	AV	360.00	100	Vertical	Pass

11ac80, U-NII-2A, 1 GHz to 18 GHz, Middle Channel, ANT H

No.	Frequency (MHz)	Results (dBuV/m)	Factor (dB)	Limit (dBuV/m)	Over Limit (dB)	Detector	Table (Degree)	Height (cm)	Antenna	Verdict
1	1582.200	37.66	-17.43	74.0	-36.34	Peak	109.00	100	Horizontal	Pass
1**	1582.200	27.98	-17.43	54.0	-26.02	AV	109.00	100	Horizontal	Pass
2	4211.000	47.35	-5.51	74.0	-26.65	Peak	112.00	100	Horizontal	Pass
2**	4211.000	37.35	-5.51	54.0	-16.65	AV	112.00	100	Horizontal	Pass
3	5269.500	96.79	-3.35	--	--	Peak	154.00	200	Horizontal	N/A
3**	5269.500	88.14	-3.35	--	--	AV	154.00	200	Horizontal	N/A
4	7686.000	52.12	1.38	74.0	-21.88	Peak	234.00	300	Horizontal	Pass
4**	7686.000	43.42	1.38	54.0	-10.58	AV	234.00	300	Horizontal	Pass
5	12658.088	49.35	-2.30	74.0	-24.65	Peak	117.00	100	Horizontal	Pass
5**	12658.088	39.58	-2.30	54.0	-14.42	AV	117.00	100	Horizontal	Pass
6	16180.350	51.10	-0.45	74.0	-22.90	Peak	272.00	300	Horizontal	Pass
6**	16180.350	42.38	-0.45	54.0	-11.62	AV	272.00	300	Horizontal	Pass

11ac80, U-NII-2A, 1 GHz to 18 GHz, Middle Channel, ANT V

No.	Frequency (MHz)	Results (dBuV/m)	Factor (dB)	Limit (dBuV/m)	Over Limit (dB)	Detector	Table (Degree)	Height (cm)	Antenna	Verdict
1	1500.400	39.87	-17.31	74.0	-34.13	Peak	136.00	400	Vertical	Pass
1**	1500.400	28.77	-17.31	54.0	-25.23	AV	136.00	400	Vertical	Pass
2	4307.500	47.95	-4.16	74.0	-26.05	Peak	182.00	400	Vertical	Pass
2**	4307.500	38.25	-4.16	54.0	-15.75	AV	182.00	400	Vertical	Pass
3	5270.500	90.94	-3.28	--	--	Peak	251.00	200	Vertical	N/A
3**	5270.500	83.44	-3.28	--	--	AV	251.00	200	Vertical	N/A
4	7517.250	52.45	0.91	74.0	-21.55	Peak	58.00	200	Vertical	Pass
4**	7517.250	43.91	0.91	54.0	-10.09	AV	58.00	200	Vertical	Pass
5	12665.687	48.71	-2.31	74.0	-25.29	Peak	261.00	100	Vertical	Pass
5**	12665.687	39.32	-2.31	54.0	-14.68	AV	261.00	100	Vertical	Pass
6	16182.450	51.51	-0.45	74.0	-22.49	Peak	80.00	100	Vertical	Pass
6**	16182.450	41.67	-0.45	54.0	-12.33	AV	80.00	100	Vertical	Pass

11a, U-NII-2C, 1 GHz to 18 GHz, Low Channel, ANT H

No.	Frequency (MHz)	Results (dBuV/m)	Factor (dB)	Limit (dBuV/m)	Over Limit (dB)	Detector	Table (Degree)	Height (cm)	Antenna	Verdict
1	1496.100	38.01	-17.35	74.0	-35.99	Peak	296.00	400	Horizontal	Pass
1**	1496.100	29.18	-17.35	54.0	-24.82	AV	296.00	400	Horizontal	Pass
2	4377.000	47.35	-3.97	74.0	-26.65	Peak	44.00	300	Horizontal	Pass
2**	4377.000	38.56	-3.97	54.0	-15.44	AV	44.00	300	Horizontal	Pass
3	5501.750	101.16	-3.15	--	--	Peak	154.00	150	Horizontal	N/A
3**	5501.750	94.32	-3.15	--	--	AV	154.00	150	Horizontal	N/A
4	7448.000	52.90	0.45	74.0	-21.10	Peak	215.00	300	Horizontal	Pass
4**	7448.000	43.14	0.45	54.0	-10.86	AV	215.00	300	Horizontal	Pass
5	12661.650	49.39	-2.31	74.0	-24.61	Peak	246.00	150	Horizontal	Pass
5**	12661.650	39.91	-2.31	54.0	-14.09	AV	246.00	150	Horizontal	Pass
6	16170.112	51.01	-0.46	74.0	-22.99	Peak	218.00	300	Horizontal	Pass
6**	16170.112	42.49	-0.46	54.0	-11.51	AV	218.00	300	Horizontal	Pass

11a, U-NII-2C, 1 GHz to 18 GHz, Low Channel, ANT V

No.	Frequency (MHz)	Results (dBuV/m)	Factor (dB)	Limit (dBuV/m)	Over Limit (dB)	Detector	Table (Degree)	Height (cm)	Antenna	Verdict
1	1493.400	39.50	-17.49	74.0	-34.50	Peak	309.00	200	Vertical	Pass
1**	1493.400	29.50	-17.49	54.0	-24.50	AV	309.00	200	Vertical	Pass
2	4353.250	47.78	-4.42	74.0	-26.22	Peak	197.00	300	Vertical	Pass
2**	4353.250	38.46	-4.42	54.0	-15.54	AV	197.00	300	Vertical	Pass
3	5499.000	97.27	-3.29	--	--	Peak	83.00	100	Vertical	N/A
3**	5499.000	89.73	-3.29	--	--	AV	83.00	100	Vertical	N/A
4	7688.000	52.54	1.60	74.0	-21.46	Peak	47.00	100	Vertical	Pass
4**	7688.000	42.49	1.60	54.0	-11.51	AV	47.00	100	Vertical	Pass
5	12670.675	48.85	-2.31	74.0	-25.15	Peak	107.00	100	Vertical	Pass
5**	12670.675	40.29	-2.31	54.0	-13.71	AV	107.00	100	Vertical	Pass
6	16163.550	51.09	-0.46	74.0	-22.91	Peak	230.00	300	Vertical	Pass
6**	16163.550	42.17	-0.46	54.0	-11.83	AV	230.00	300	Vertical	Pass

11a, U-NII-2C, 1 GHz to 18 GHz, Middle Channel, ANT H

No.	Frequency (MHz)	Results (dBuV/m)	Factor (dB)	Limit (dBuV/m)	Over Limit (dB)	Detector	Table (Degree)	Height (cm)	Antenna	Verdict
1	1508.200	37.66	-17.44	74.0	-36.34	Peak	220.00	300	Horizontal	Pass
1**	1508.200	28.12	-17.44	54.0	-25.88	AV	220.00	300	Horizontal	Pass
2	4378.750	46.92	-3.95	74.0	-27.08	Peak	129.00	300	Horizontal	Pass
2**	4378.750	38.44	-3.95	54.0	-15.56	AV	129.00	300	Horizontal	Pass
3	5579.000	102.76	-2.80	--	--	Peak	155.00	150	Horizontal	N/A
3**	5579.000	95.96	-2.80	--	--	AV	155.00	150	Horizontal	N/A
4	7519.500	52.68	0.83	74.0	-21.32	Peak	233.00	400	Horizontal	Pass
4**	7519.500	42.89	0.83	54.0	-11.11	AV	233.00	400	Horizontal	Pass
5	12531.974	49.18	-2.25	74.0	-24.82	Peak	0.00	150	Horizontal	Pass
5**	12531.974	39.20	-2.25	54.0	-14.80	AV	0.00	150	Horizontal	Pass
6	16172.213	52.20	-0.45	74.0	-21.80	Peak	212.00	200	Horizontal	Pass
6**	16172.213	42.17	-0.45	54.0	-11.83	AV	212.00	200	Horizontal	Pass

11a, U-NII-2C, 1 GHz to 18 GHz, Middle Channel, ANT V

No.	Frequency (MHz)	Results (dBuV/m)	Factor (dB)	Limit (dBuV/m)	Over Limit (dB)	Detector	Table (Degree)	Height (cm)	Antenna	Verdict
1	1496.600	39.79	-17.33	74.0	-34.21	Peak	223.00	200	Vertical	Pass
1**	1496.600	29.86	-17.33	54.0	-24.14	AV	223.00	200	Vertical	Pass
2	4362.750	47.62	-4.20	74.0	-26.38	Peak	190.00	100	Vertical	Pass
2**	4362.750	37.82	-4.20	54.0	-16.18	AV	190.00	100	Vertical	Pass
3	5576.750	99.14	-2.89	--	--	Peak	66.00	150	Vertical	N/A
3**	5576.750	90.93	-2.89	--	--	AV	66.00	150	Vertical	N/A
4	7511.000	52.30	0.51	74.0	-21.70	Peak	182.00	300	Vertical	Pass
4**	7511.000	43.63	0.51	54.0	-10.37	AV	182.00	300	Vertical	Pass
5	12417.500	48.92	-2.65	74.0	-25.08	Peak	69.00	150	Vertical	Pass
5**	12417.500	39.16	-2.65	54.0	-14.84	AV	69.00	150	Vertical	Pass
6	15715.724	51.10	-0.23	74.0	-22.90	Peak	0.00	100	Vertical	Pass
6**	15715.724	41.65	-0.23	54.0	-12.35	AV	0.00	100	Vertical	Pass

11a, U-NII-2C, 1 GHz to 18 GHz, High Channel, ANT H

No.	Frequency (MHz)	Results (dBuV/m)	Factor (dB)	Limit (dBuV/m)	Over Limit (dB)	Detector	Table (Degree)	Height (cm)	Antenna	Verdict
1	1613.000	37.97	-17.33	74.0	-36.03	Peak	292.00	100	Horizontal	Pass
1**	1613.000	27.97	-17.33	54.0	-26.03	AV	292.00	100	Horizontal	Pass
2	4367.250	47.95	-4.12	74.0	-26.05	Peak	22.00	200	Horizontal	Pass
2**	4367.250	37.99	-4.12	54.0	-16.01	AV	22.00	200	Horizontal	Pass
3	5697.250	104.47	-2.85	--	--	Peak	153.00	100	Horizontal	N/A
3**	5697.250	96.73	-2.85	--	--	AV	153.00	100	Horizontal	N/A
4	7463.750	52.81	0.97	74.0	-21.19	Peak	339.00	400	Horizontal	Pass
4**	7463.750	43.74	0.97	54.0	-10.26	AV	339.00	400	Horizontal	Pass
5	12696.563	49.68	-2.33	74.0	-24.32	Peak	194.00	150	Horizontal	Pass
5**	12696.563	39.56	-2.33	54.0	-14.44	AV	194.00	150	Horizontal	Pass
6	16153.575	50.39	-0.47	74.0	-23.61	Peak	360.00	300	Horizontal	Pass
6**	16153.575	41.41	-0.47	54.0	-12.59	AV	360.00	300	Horizontal	Pass

11a, U-NII-2C, 1 GHz to 18 GHz, High Channel, ANT V

No.	Frequency (MHz)	Results (dBuV/m)	Factor (dB)	Limit (dBuV/m)	Over Limit (dB)	Detector	Table (Degree)	Height (cm)	Antenna	Verdict
1	1494.300	40.92	-17.51	74.0	-33.08	Peak	215.00	400	Vertical	Pass
1**	1494.300	29.12	-17.51	54.0	-24.88	AV	215.00	400	Vertical	Pass
2	4354.750	47.53	-4.34	74.0	-26.47	Peak	217.00	200	Vertical	Pass
2**	4354.750	38.47	-4.34	54.0	-15.53	AV	217.00	200	Vertical	Pass
3	5701.750	98.79	-2.87	--	--	Peak	66.00	150	Vertical	N/A
3**	5701.750	91.37	-2.87	--	--	AV	66.00	150	Vertical	N/A
4	7455.500	52.48	1.16	74.0	-21.52	Peak	278.00	300	Vertical	Pass
4**	7455.500	43.70	1.16	54.0	-10.30	AV	278.00	300	Vertical	Pass
5	12693.000	49.38	-2.33	74.0	-24.62	Peak	33.00	100	Vertical	Pass
5**	12693.000	39.55	-2.33	54.0	-14.45	AV	33.00	100	Vertical	Pass
6	16186.125	51.48	-0.45	74.0	-22.52	Peak	230.00	100	Vertical	Pass
6**	16186.125	41.37	-0.45	54.0	-12.63	AV	230.00	100	Vertical	Pass

11n20, U-NII-2C, 1 GHz to 18 GHz, Low Channel, ANT H

No.	Frequency (MHz)	Results (dBuV/m)	Factor (dB)	Limit (dBuV/m)	Over Limit (dB)	Detector	Table (Degree)	Height (cm)	Antenna	Verdict
1	1485.700	37.37	-17.31	74.0	-36.63	Peak	257.00	100	Horizontal	Pass
1**	1485.700	28.42	-17.31	54.0	-25.58	AV	257.00	100	Horizontal	Pass
2	4357.500	46.80	-4.17	74.0	-27.20	Peak	260.00	100	Horizontal	Pass
2**	4357.500	38.51	-4.17	54.0	-15.49	AV	260.00	100	Horizontal	Pass
3	5501.000	100.67	-3.18	--	--	Peak	24.00	150	Horizontal	N/A
3**	5501.000	93.03	-3.18	--	--	AV	24.00	150	Horizontal	N/A
4	7440.250	52.01	0.31	74.0	-21.99	Peak	68.00	300	Horizontal	Pass
4**	7440.250	42.65	0.31	54.0	-11.35	AV	68.00	300	Horizontal	Pass
5	12429.138	48.80	-2.47	74.0	-25.20	Peak	91.00	200	Horizontal	Pass
5**	12429.138	39.79	-2.47	54.0	-14.21	AV	91.00	200	Horizontal	Pass
6	16163.025	51.42	-0.46	74.0	-22.58	Peak	230.00	300	Horizontal	Pass
6**	16163.025	42.69	-0.46	54.0	-11.31	AV	230.00	300	Horizontal	Pass

11n20, U-NII-2C, 1 GHz to 18 GHz, Low Channel, ANT V

No.	Frequency (MHz)	Results (dBuV/m)	Factor (dB)	Limit (dBuV/m)	Over Limit (dB)	Detector	Table (Degree)	Height (cm)	Antenna	Verdict
1	1495.300	39.76	-17.42	74.0	-34.24	Peak	139.00	400	Vertical	Pass
1**	1495.300	30.84	-17.42	54.0	-23.16	AV	139.00	400	Vertical	Pass
2	4267.000	47.81	-4.60	74.0	-26.19	Peak	347.00	300	Vertical	Pass
2**	4267.000	38.07	-4.60	54.0	-15.93	AV	347.00	300	Vertical	Pass
3	5501.000	96.31	-3.18	--	--	Peak	66.00	150	Vertical	N/A
3**	5501.000	88.80	-3.18	--	--	AV	66.00	150	Vertical	N/A
4	7513.750	52.77	0.71	74.0	-21.23	Peak	217.00	300	Vertical	Pass
4**	7513.750	43.46	0.71	54.0	-10.54	AV	217.00	300	Vertical	Pass
5	12448.375	48.97	-2.18	74.0	-25.03	Peak	226.00	200	Vertical	Pass
5**	12448.375	39.80	-2.18	54.0	-14.20	AV	226.00	200	Vertical	Pass
6	16180.088	50.72	-0.45	74.0	-23.28	Peak	230.00	100	Vertical	Pass
6**	16180.088	41.66	-0.45	54.0	-12.34	AV	230.00	100	Vertical	Pass

11n20, U-NII-2C, 1 GHz to 18 GHz, Middle Channel, ANT H

No.	Frequency (MHz)	Results (dBuV/m)	Factor (dB)	Limit (dBuV/m)	Over Limit (dB)	Detector	Table (Degree)	Height (cm)	Antenna	Verdict
1	1571.000	37.72	-17.54	74.0	-36.28	Peak	20.00	100	Horizontal	Pass
1**	1571.000	27.78	-17.54	54.0	-26.22	AV	20.00	100	Horizontal	Pass
2	4307.750	47.53	-4.18	74.0	-26.47	Peak	360.00	100	Horizontal	Pass
2**	4307.750	38.74	-4.18	54.0	-15.26	AV	360.00	100	Horizontal	Pass
3	5581.250	102.04	-2.73	--	--	Peak	20.00	150	Horizontal	N/A
3**	5581.250	94.81	-2.73	--	--	AV	20.00	150	Horizontal	N/A
4	7517.250	52.51	0.91	74.0	-21.49	Peak	241.00	300	Horizontal	Pass
4**	7517.250	42.89	0.91	54.0	-11.11	AV	241.00	300	Horizontal	Pass
5	12669.487	49.11	-2.31	74.0	-24.89	Peak	117.00	100	Horizontal	Pass
5**	12669.487	39.96	-2.31	54.0	-14.04	AV	117.00	100	Horizontal	Pass
6	16169.062	51.57	-0.46	74.0	-22.43	Peak	5.00	300	Horizontal	Pass
6**	16169.062	43.12	-0.46	54.0	-10.88	AV	5.00	300	Horizontal	Pass

11n20, U-NII-2C, 1 GHz to 18 GHz, Middle Channel, ANT V

No.	Frequency (MHz)	Results (dBuV/m)	Factor (dB)	Limit (dBuV/m)	Over Limit (dB)	Detector	Table (Degree)	Height (cm)	Antenna	Verdict
1	1494.800	38.52	-17.46	74.0	-35.48	Peak	0.00	300	Vertical	Pass
1**	1494.800	29.74	-17.46	54.0	-24.26	AV	0.00	300	Vertical	Pass
2	4306.250	47.60	-4.18	74.0	-26.40	Peak	308.00	400	Vertical	Pass
2**	4306.250	38.61	-4.18	54.0	-15.39	AV	308.00	400	Vertical	Pass
3	5581.250	98.16	-2.73	--	--	Peak	83.00	200	Vertical	N/A
3**	5581.250	90.35	-2.73	--	--	AV	83.00	200	Vertical	N/A
4	7455.500	52.63	1.16	74.0	-21.37	Peak	231.00	100	Vertical	Pass
4**	7455.500	44.44	1.16	54.0	-9.56	AV	231.00	100	Vertical	Pass
5	12697.987	48.74	-2.34	74.0	-25.26	Peak	252.00	150	Vertical	Pass
5**	12697.987	39.78	-2.34	54.0	-14.22	AV	252.00	150	Vertical	Pass
6	16187.700	51.36	-0.44	74.0	-22.64	Peak	360.00	400	Vertical	Pass
6**	16187.700	42.12	-0.44	54.0	-11.88	AV	360.00	400	Vertical	Pass

11n20, U-NII-2C, 1 GHz to 18 GHz, High Channel, ANT H

No.	Frequency (MHz)	Results (dBuV/m)	Factor (dB)	Limit (dBuV/m)	Over Limit (dB)	Detector	Table (Degree)	Height (cm)	Antenna	Verdict
1	1621.000	38.66	-17.39	74.0	-35.34	Peak	105.00	200	Horizontal	Pass
1**	1621.000	27.85	-17.39	54.0	-26.15	AV	105.00	200	Horizontal	Pass
2	4378.500	48.00	-3.94	74.0	-26.00	Peak	195.00	200	Horizontal	Pass
2**	4378.500	38.16	-3.94	54.0	-15.84	AV	195.00	200	Horizontal	Pass
3	5694.750	102.67	-2.78	--	--	Peak	159.00	200	Horizontal	N/A
3**	5694.750	96.18	-2.78	--	--	AV	159.00	200	Horizontal	N/A
4	7455.500	52.23	1.16	74.0	-21.77	Peak	195.00	400	Horizontal	Pass
4**	7455.500	44.26	1.16	54.0	-9.74	AV	195.00	400	Horizontal	Pass
5	12450.513	48.97	-2.16	74.0	-25.03	Peak	66.00	150	Horizontal	Pass
5**	12450.513	39.85	-2.16	54.0	-14.15	AV	66.00	150	Horizontal	Pass
6	16164.862	51.05	-0.46	74.0	-22.95	Peak	21.00	400	Horizontal	Pass
6**	16164.862	41.61	-0.46	54.0	-12.39	AV	21.00	400	Horizontal	Pass

11n20, U-NII-2C, 1 GHz to 18 GHz, High Channel, ANT V

No.	Frequency (MHz)	Results (dBuV/m)	Factor (dB)	Limit (dBuV/m)	Over Limit (dB)	Detector	Table (Degree)	Height (cm)	Antenna	Verdict
1	1494.900	38.43	-17.46	74.0	-35.57	Peak	360.00	200	Vertical	Pass
1**	1494.900	28.53	-17.46	54.0	-25.47	AV	360.00	200	Vertical	Pass
2	4259.500	47.38	-4.51	74.0	-26.62	Peak	94.00	200	Vertical	Pass
2**	4259.500	38.53	-4.51	54.0	-15.47	AV	94.00	200	Vertical	Pass
3	5698.750	98.23	-2.97	--	--	Peak	68.00	100	Vertical	N/A
3**	5698.750	90.99	-2.97	--	--	AV	68.00	100	Vertical	N/A
4	7511.750	52.07	0.48	74.0	-21.93	Peak	41.00	200	Vertical	Pass
4**	7511.750	43.43	0.48	54.0	-10.57	AV	41.00	200	Vertical	Pass
5	12678.275	49.10	-2.32	74.0	-24.90	Peak	347.00	200	Vertical	Pass
5**	12678.275	40.09	-2.32	54.0	-13.91	AV	347.00	200	Vertical	Pass
6	16178.513	50.83	-0.45	74.0	-23.17	Peak	254.00	100	Vertical	Pass
6**	16178.513	42.82	-0.45	54.0	-11.18	AV	254.00	100	Vertical	Pass

11n40, U-NII-2C, 1 GHz to 18 GHz, Low Channel, ANT H

No.	Frequency (MHz)	Results (dBuV/m)	Factor (dB)	Limit (dBuV/m)	Over Limit (dB)	Detector	Table (Degree)	Height (cm)	Antenna	Verdict
1	1498.700	38.03	-17.29	74.0	-35.97	Peak	227.00	200	Horizontal	Pass
1**	1498.700	30.80	-17.29	54.0	-23.20	AV	227.00	200	Horizontal	Pass
2	4381.750	46.96	-3.95	74.0	-27.04	Peak	146.00	100	Horizontal	Pass
2**	4381.750	38.79	-3.95	54.0	-15.21	AV	146.00	100	Horizontal	Pass
3	5507.000	97.12	-3.23	--	--	Peak	163.00	200	Horizontal	N/A
3**	5507.000	88.71	-3.23	--	--	AV	163.00	200	Horizontal	N/A
4	7451.250	52.77	0.80	74.0	-21.23	Peak	181.00	200	Horizontal	Pass
4**	7451.250	43.44	0.80	54.0	-10.56	AV	181.00	200	Horizontal	Pass
5	12306.113	49.01	-2.48	74.0	-24.99	Peak	166.00	150	Horizontal	Pass
5**	12306.113	39.18	-2.48	54.0	-14.82	AV	166.00	150	Horizontal	Pass
6	16166.175	51.93	-0.46	74.0	-22.07	Peak	272.00	400	Horizontal	Pass
6**	16166.175	41.76	-0.46	54.0	-12.24	AV	272.00	400	Horizontal	Pass

11n40, U-NII-2C, 1 GHz to 18 GHz, Low Channel, ANT V

No.	Frequency (MHz)	Results (dBuV/m)	Factor (dB)	Limit (dBuV/m)	Over Limit (dB)	Detector	Table (Degree)	Height (cm)	Antenna	Verdict
1	1495.500	39.13	-17.41	74.0	-34.87	Peak	222.00	100	Vertical	Pass
1**	1495.500	29.27	-17.41	54.0	-24.73	AV	222.00	100	Vertical	Pass
2	4386.000	47.99	-4.05	74.0	-26.01	Peak	86.00	200	Vertical	Pass
2**	4386.000	37.92	-4.05	54.0	-16.08	AV	86.00	200	Vertical	Pass
3	5506.500	92.19	-3.21	--	--	Peak	69.00	100	Vertical	N/A
3**	5506.500	85.12	-3.21	--	--	AV	69.00	100	Vertical	N/A
4	7507.250	51.98	0.21	74.0	-22.02	Peak	234.00	400	Vertical	Pass
4**	7507.250	43.26	0.21	54.0	-10.74	AV	234.00	400	Vertical	Pass
5	11452.063	48.86	-3.89	74.0	-25.14	Peak	117.00	150	Vertical	Pass
5**	11452.063	38.69	-3.89	54.0	-15.31	AV	117.00	150	Vertical	Pass
6	16163.812	51.76	-0.46	74.0	-22.24	Peak	236.00	400	Vertical	Pass
6**	16163.812	41.96	-0.46	54.0	-12.04	AV	236.00	400	Vertical	Pass

11n40, U-NII-2C, 1 GHz to 18 GHz, Middle Channel, ANT H

No.	Frequency (MHz)	Results (dBuV/m)	Factor (dB)	Limit (dBuV/m)	Over Limit (dB)	Detector	Table (Degree)	Height (cm)	Antenna	Verdict
1	1524.000	37.42	-17.64	74.0	-36.58	Peak	70.00	200	Horizontal	Pass
1**	1524.000	29.85	-17.64	54.0	-24.15	AV	70.00	200	Horizontal	Pass
2	4245.750	47.26	-5.00	74.0	-26.74	Peak	111.00	300	Horizontal	Pass
2**	4245.750	38.52	-5.00	54.0	-15.48	AV	111.00	300	Horizontal	Pass
3	5587.250	97.10	-3.10	--	--	Peak	155.00	150	Horizontal	N/A
3**	5587.250	89.78	-3.10	--	--	AV	155.00	150	Horizontal	N/A
4	7453.000	52.80	1.01	74.0	-21.20	Peak	346.00	300	Horizontal	Pass
4**	7453.000	43.65	1.01	54.0	-10.35	AV	346.00	300	Horizontal	Pass
5	12298.512	48.88	-2.45	74.0	-25.12	Peak	214.00	200	Horizontal	Pass
5**	12298.512	39.67	-2.45	54.0	-14.33	AV	214.00	200	Horizontal	Pass
6	16163.550	51.30	-0.46	74.0	-22.70	Peak	272.00	400	Horizontal	Pass
6**	16163.550	41.80	-0.46	54.0	-12.20	AV	272.00	400	Horizontal	Pass

11n40, U-NII-2C, 1 GHz to 18 GHz, Middle Channel, ANT V

No.	Frequency (MHz)	Results (dBuV/m)	Factor (dB)	Limit (dBuV/m)	Over Limit (dB)	Detector	Table (Degree)	Height (cm)	Antenna	Verdict
1	1496.400	38.75	-17.33	74.0	-35.25	Peak	131.00	400	Vertical	Pass
1**	1496.400	28.06	-17.33	54.0	-25.94	AV	131.00	400	Vertical	Pass
2	4140.250	47.34	-5.87	74.0	-26.66	Peak	171.00	300	Vertical	Pass
2**	4140.250	37.17	-5.87	54.0	-16.83	AV	171.00	300	Vertical	Pass
3	5594.750	95.33	-3.21	--	--	Peak	74.00	100	Vertical	N/A
3**	5594.750	86.35	-3.21	--	--	AV	74.00	100	Vertical	N/A
4	7711.500	52.57	1.30	74.0	-21.43	Peak	241.00	400	Vertical	Pass
4**	7711.500	43.78	1.30	54.0	-10.22	AV	241.00	400	Vertical	Pass
5	12480.912	49.24	-2.35	74.0	-24.76	Peak	349.00	200	Vertical	Pass
5**	12480.912	39.78	-2.35	54.0	-14.22	AV	349.00	200	Vertical	Pass
6	16145.700	50.69	-0.51	74.0	-23.31	Peak	233.00	400	Vertical	Pass
6**	16145.700	42.54	-0.51	54.0	-11.46	AV	233.00	400	Vertical	Pass

11n40, U-NII-2C, 1 GHz to 18 GHz, High Channel, ANT H

No.	Frequency (MHz)	Results (dBuV/m)	Factor (dB)	Limit (dBuV/m)	Over Limit (dB)	Detector	Table (Degree)	Height (cm)	Antenna	Verdict
1	1536.800	37.52	-17.74	74.0	-36.48	Peak	108.00	200	Horizontal	Pass
1**	1536.800	28.39	-17.74	54.0	-25.61	AV	108.00	200	Horizontal	Pass
2	4267.500	47.29	-4.64	74.0	-26.71	Peak	276.00	400	Horizontal	Pass
2**	4267.500	38.00	-4.64	54.0	-16.00	AV	276.00	400	Horizontal	Pass
3	5667.250	99.11	-3.33	--	--	Peak	22.00	200	Horizontal	N/A
3**	5667.250	91.06	-3.33	--	--	AV	22.00	200	Horizontal	N/A
4	7696.750	52.76	1.81	74.0	-21.24	Peak	276.00	300	Horizontal	Pass
4**	7696.750	42.97	1.81	54.0	-11.03	AV	276.00	300	Horizontal	Pass
5	11049.500	49.01	-5.07	74.0	-24.99	Peak	262.00	150	Horizontal	Pass
5**	11049.500	38.56	-5.07	54.0	-15.44	AV	262.00	150	Horizontal	Pass
6	16171.162	50.72	-0.45	74.0	-23.28	Peak	18.00	200	Horizontal	Pass
6**	16171.162	41.74	-0.45	54.0	-12.26	AV	18.00	200	Horizontal	Pass

11n40, U-NII-2C, 1 GHz to 18 GHz, High Channel, ANT V

No.	Frequency (MHz)	Results (dBuV/m)	Factor (dB)	Limit (dBuV/m)	Over Limit (dB)	Detector	Table (Degree)	Height (cm)	Antenna	Verdict
1	1493.200	38.93	-17.47	74.0	-35.07	Peak	143.00	400	Vertical	Pass
1**	1493.200	28.59	-17.47	54.0	-25.41	AV	143.00	400	Vertical	Pass
2	4357.000	47.21	-4.21	74.0	-26.79	Peak	268.00	200	Vertical	Pass
2**	4357.000	38.34	-4.21	54.0	-15.66	AV	268.00	200	Vertical	Pass
3	5668.000	94.09	-3.33	--	--	Peak	66.00	150	Vertical	N/A
3**	5668.000	85.73	-3.33	--	--	AV	66.00	150	Vertical	N/A
4	7510.750	52.70	0.52	74.0	-21.30	Peak	295.00	100	Vertical	Pass
4**	7510.750	43.38	0.52	54.0	-10.62	AV	295.00	100	Vertical	Pass
5	12688.012	48.79	-2.33	74.0	-25.21	Peak	139.00	200	Vertical	Pass
5**	12688.012	39.29	-2.33	54.0	-14.71	AV	139.00	200	Vertical	Pass
6	16045.688	51.06	-0.10	74.0	-22.94	Peak	101.00	400	Vertical	Pass
6**	16045.688	40.92	-0.10	54.0	-13.08	AV	101.00	400	Vertical	Pass

11ac20, U-NII-2C, 1 GHz to 18 GHz, Low Channel, ANT H

No.	Frequency (MHz)	Results (dBuV/m)	Factor (dB)	Limit (dBuV/m)	Over Limit (dB)	Detector	Table (Degree)	Height (cm)	Antenna	Verdict
1	1500.000	38.28	-17.30	74.0	-35.72	Peak	335.00	400	Horizontal	Pass
1**	1500.000	29.37	-17.30	54.0	-24.63	AV	335.00	400	Horizontal	Pass
2	4208.750	48.14	-5.31	74.0	-25.86	Peak	66.00	100	Horizontal	Pass
2**	4208.750	38.20	-5.31	54.0	-15.80	AV	66.00	100	Horizontal	Pass
3	5503.000	100.60	-3.25	--	--	Peak	163.00	150	Horizontal	N/A
3**	5503.000	92.66	-3.25	--	--	AV	163.00	150	Horizontal	N/A
4	7468.000	53.41	0.79	74.0	-20.59	Peak	136.00	100	Horizontal	Pass
4**	7468.000	43.22	0.79	54.0	-10.78	AV	136.00	100	Horizontal	Pass
5	12453.363	48.79	-2.17	74.0	-25.21	Peak	226.00	100	Horizontal	Pass
5**	12453.363	39.70	-2.17	54.0	-14.30	AV	226.00	100	Horizontal	Pass
6	16192.687	51.36	-0.44	74.0	-22.64	Peak	26.00	100	Horizontal	Pass
6**	16192.687	41.67	-0.44	54.0	-12.33	AV	26.00	100	Horizontal	Pass

11ac20, U-NII-2C, 1 GHz to 18 GHz, Low Channel, ANT V

No.	Frequency (MHz)	Results (dBuV/m)	Factor (dB)	Limit (dBuV/m)	Over Limit (dB)	Detector	Table (Degree)	Height (cm)	Antenna	Verdict
1	1498.200	39.54	-17.28	74.0	-34.46	Peak	214.00	200	Vertical	Pass
1**	1498.200	29.68	-17.28	54.0	-24.32	AV	214.00	200	Vertical	Pass
2	4370.500	47.04	-4.20	74.0	-26.96	Peak	49.00	300	Vertical	Pass
2**	4370.500	38.60	-4.20	54.0	-15.40	AV	49.00	300	Vertical	Pass
3	5503.000	96.41	-3.25	--	--	Peak	85.00	200	Vertical	N/A
3**	5503.000	87.74	-3.25	--	--	AV	85.00	200	Vertical	N/A
4	7454.500	52.59	1.17	74.0	-21.41	Peak	216.00	200	Vertical	Pass
4**	7454.500	43.93	1.17	54.0	-10.07	AV	216.00	200	Vertical	Pass
5	10626.513	49.40	-4.48	74.0	-24.60	Peak	188.00	100	Vertical	Pass
5**	10626.513	39.45	-4.48	54.0	-14.55	AV	188.00	100	Vertical	Pass
6	15929.662	51.78	-0.62	74.0	-22.22	Peak	272.00	300	Vertical	Pass
6**	15929.662	41.35	-0.62	54.0	-12.65	AV	272.00	300	Vertical	Pass

11ac20, U-NII-2C, 1 GHz to 18 GHz, Middle Channel, ANT H

No.	Frequency (MHz)	Results (dBuV/m)	Factor (dB)	Limit (dBuV/m)	Over Limit (dB)	Detector	Table (Degree)	Height (cm)	Antenna	Verdict
1	1495.600	38.40	-17.40	74.0	-35.60	Peak	226.00	100	Horizontal	Pass
1**	1495.600	28.24	-17.40	54.0	-25.76	AV	226.00	100	Horizontal	Pass
2	4373.250	47.42	-4.25	74.0	-26.58	Peak	163.00	200	Horizontal	Pass
2**	4373.250	38.73	-4.25	54.0	-15.27	AV	163.00	200	Horizontal	Pass
3	5581.250	102.35	-2.73	--	--	Peak	22.00	150	Horizontal	N/A
3**	5581.250	94.56	-2.73	--	--	AV	22.00	150	Horizontal	N/A
4	7463.500	52.87	1.01	74.0	-21.13	Peak	346.00	200	Horizontal	Pass
4**	7463.500	43.60	1.01	54.0	-10.40	AV	346.00	200	Horizontal	Pass
5	12441.012	48.90	-2.29	74.0	-25.10	Peak	0.00	150	Horizontal	Pass
5**	12441.012	39.73	-2.29	54.0	-14.27	AV	0.00	150	Horizontal	Pass
6	16054.088	50.11	-0.17	74.0	-23.89	Peak	360.00	200	Horizontal	Pass
6**	16054.088	42.39	-0.17	54.0	-11.61	AV	360.00	200	Horizontal	Pass

11ac20, U-NII-2C, 1 GHz to 18 GHz, Middle Channel, ANT V

No.	Frequency (MHz)	Results (dBuV/m)	Factor (dB)	Limit (dBuV/m)	Over Limit (dB)	Detector	Table (Degree)	Height (cm)	Antenna	Verdict
1	1495.400	39.96	-17.41	74.0	-34.04	Peak	5.00	100	Vertical	Pass
1**	1495.400	29.13	-17.41	54.0	-24.87	AV	5.00	100	Vertical	Pass
2	4000.250	47.74	-5.88	74.0	-26.26	Peak	222.00	400	Vertical	Pass
2**	4000.250	38.66	-5.88	54.0	-15.34	AV	222.00	400	Vertical	Pass
3	5582.750	97.55	-2.84	--	--	Peak	73.00	200	Vertical	N/A
3**	5582.750	89.76	-2.84	--	--	AV	73.00	200	Vertical	N/A
4	7510.000	52.29	0.55	74.0	-21.71	Peak	329.00	200	Vertical	Pass
4**	7510.000	43.57	0.55	54.0	-10.43	AV	329.00	200	Vertical	Pass
5	12507.750	48.69	-2.42	74.0	-25.31	Peak	19.00	150	Vertical	Pass
5**	12507.750	38.62	-2.42	54.0	-15.38	AV	19.00	150	Vertical	Pass
6	16108.162	51.34	-0.90	74.0	-22.66	Peak	329.00	100	Vertical	Pass
6**	16108.162	40.80	-0.90	54.0	-13.20	AV	329.00	100	Vertical	Pass

11ac20, U-NII-2C, 1 GHz to 18 GHz, High Channel, ANT H

No.	Frequency (MHz)	Results (dBuV/m)	Factor (dB)	Limit (dBuV/m)	Over Limit (dB)	Detector	Table (Degree)	Height (cm)	Antenna	Verdict
1	1499.000	38.76	-17.29	74.0	-35.24	Peak	200.00	400	Horizontal	Pass
1**	1499.000	28.27	-17.29	54.0	-25.73	AV	200.00	400	Horizontal	Pass
2	4275.750	47.86	-4.96	74.0	-26.14	Peak	76.00	200	Horizontal	Pass
2**	4275.750	37.96	-4.96	54.0	-16.04	AV	76.00	200	Horizontal	Pass
3	5699.000	102.83	-2.99	--	--	Peak	24.00	150	Horizontal	N/A
3**	5699.000	96.51	-2.99	--	--	AV	24.00	150	Horizontal	N/A
4	7464.250	52.49	0.90	74.0	-21.51	Peak	293.00	200	Horizontal	Pass
4**	7464.250	44.34	0.90	54.0	-9.66	AV	293.00	200	Horizontal	Pass
5	12450.750	48.73	-2.16	74.0	-25.27	Peak	131.00	150	Horizontal	Pass
5**	12450.750	39.87	-2.16	54.0	-14.13	AV	131.00	150	Horizontal	Pass
6	16147.537	51.60	-0.49	74.0	-22.40	Peak	254.00	100	Horizontal	Pass
6**	16147.537	41.99	-0.49	54.0	-12.01	AV	254.00	100	Horizontal	Pass

11ac20, U-NII-2C, 1 GHz to 18 GHz, High Channel, ANT V

No.	Frequency (MHz)	Results (dBuV/m)	Factor (dB)	Limit (dBuV/m)	Over Limit (dB)	Detector	Table (Degree)	Height (cm)	Antenna	Verdict
1	1500.400	39.59	-17.31	74.0	-34.41	Peak	212.00	100	Vertical	Pass
1**	1500.400	28.82	-17.31	54.0	-25.18	AV	212.00	100	Vertical	Pass
2	4378.000	47.65	-3.93	74.0	-26.35	Peak	49.00	200	Vertical	Pass
2**	4378.000	38.98	-3.93	54.0	-15.02	AV	49.00	200	Vertical	Pass
3	5701.750	98.37	-2.87	--	--	Peak	68.00	150	Vertical	N/A
3**	5701.750	89.71	-2.87	--	--	AV	68.00	150	Vertical	N/A
4	7459.750	52.10	1.14	74.0	-21.90	Peak	0.00	200	Vertical	Pass
4**	7459.750	43.81	1.14	54.0	-10.19	AV	0.00	200	Vertical	Pass
5	11805.700	49.58	-3.50	74.0	-24.42	Peak	258.00	200	Vertical	Pass
5**	11805.700	38.93	-3.50	54.0	-15.07	AV	258.00	200	Vertical	Pass
6	16181.137	51.99	-0.45	74.0	-22.01	Peak	251.00	200	Vertical	Pass
6**	16181.137	42.99	-0.45	54.0	-11.01	AV	251.00	200	Vertical	Pass

11ac40, U-NII-2C, 1 GHz to 18 GHz, Low Channel, ANT H

No.	Frequency (MHz)	Results (dBuV/m)	Factor (dB)	Limit (dBuV/m)	Over Limit (dB)	Detector	Table (Degree)	Height (cm)	Antenna	Verdict
1	1625.900	37.32	-17.55	74.0	-36.68	Peak	262.00	100	Horizontal	Pass
1**	1625.900	27.75	-17.55	54.0	-26.25	AV	262.00	100	Horizontal	Pass
2	4301.000	47.46	-4.56	74.0	-26.54	Peak	254.00	200	Horizontal	Pass
2**	4301.000	38.45	-4.56	54.0	-15.55	AV	254.00	200	Horizontal	Pass
3	5506.500	99.51	-3.21	--	--	Peak	150.00	100	Horizontal	N/A
3**	5506.500	91.65	-3.21	--	--	AV	150.00	100	Horizontal	N/A
4	7455.000	53.73	1.17	74.0	-20.27	Peak	314.00	100	Horizontal	Pass
4**	7455.000	44.06	1.17	54.0	-9.94	AV	314.00	100	Horizontal	Pass
5	12661.412	49.75	-2.31	74.0	-24.25	Peak	245.00	150	Horizontal	Pass
5**	12661.412	40.03	-2.31	54.0	-13.97	AV	245.00	150	Horizontal	Pass
6	15735.151	51.37	-0.63	74.0	-22.63	Peak	353.00	200	Horizontal	Pass
6**	15735.151	41.51	-0.63	54.0	-12.49	AV	353.00	200	Horizontal	Pass

11ac40, U-NII-2C, 1 GHz to 18 GHz, Low Channel, ANT V

No.	Frequency (MHz)	Results (dBuV/m)	Factor (dB)	Limit (dBuV/m)	Over Limit (dB)	Detector	Table (Degree)	Height (cm)	Antenna	Verdict
1	1499.000	38.74	-17.29	74.0	-35.26	Peak	292.00	200	Vertical	Pass
1**	1499.000	28.16	-17.29	54.0	-25.84	AV	292.00	200	Vertical	Pass
2	4363.500	47.91	-4.20	74.0	-26.09	Peak	54.00	300	Vertical	Pass
2**	4363.500	38.70	-4.20	54.0	-15.30	AV	54.00	300	Vertical	Pass
3	5511.500	94.04	-3.21	--	--	Peak	89.00	150	Vertical	N/A
3**	5511.500	86.15	-3.21	--	--	AV	89.00	150	Vertical	N/A
4	7454.000	52.92	1.12	74.0	-21.08	Peak	210.00	300	Vertical	Pass
4**	7454.000	44.65	1.12	54.0	-9.35	AV	210.00	300	Vertical	Pass
5	11306.474	50.15	-4.07	74.0	-23.85	Peak	104.00	100	Vertical	Pass
5**	11306.474	39.64	-4.07	54.0	-14.36	AV	104.00	100	Vertical	Pass
6	16180.088	51.46	-0.45	74.0	-22.54	Peak	302.00	200	Vertical	Pass
6**	16180.088	42.32	-0.45	54.0	-11.68	AV	302.00	200	Vertical	Pass

11ac40, U-NII-2C, 1 GHz to 18 GHz, Middle Channel, ANT H

No.	Frequency (MHz)	Results (dBuV/m)	Factor (dB)	Limit (dBuV/m)	Over Limit (dB)	Detector	Table (Degree)	Height (cm)	Antenna	Verdict
1	1526.300	38.28	-17.59	74.0	-35.72	Peak	0.00	300	Horizontal	Pass
1**	1526.300	28.28	-17.59	54.0	-25.72	AV	0.00	300	Horizontal	Pass
2	4227.500	47.71	-5.22	74.0	-26.29	Peak	106.00	400	Horizontal	Pass
2**	4227.500	38.91	-5.22	54.0	-15.09	AV	106.00	400	Horizontal	Pass
3	5591.500	99.30	-3.27	--	--	Peak	156.00	100	Horizontal	N/A
3**	5591.500	91.73	-3.27	--	--	AV	156.00	100	Horizontal	N/A
4	7463.250	52.64	1.04	74.0	-21.36	Peak	294.00	200	Horizontal	Pass
4**	7463.250	44.03	1.04	54.0	-9.97	AV	294.00	200	Horizontal	Pass
5	12681.125	49.88	-2.32	74.0	-24.12	Peak	270.00	100	Horizontal	Pass
5**	12681.125	40.16	-2.32	54.0	-13.84	AV	270.00	100	Horizontal	Pass
6	16172.738	51.72	-0.45	74.0	-22.28	Peak	264.00	100	Horizontal	Pass
6**	16172.738	42.95	-0.45	54.0	-11.05	AV	264.00	100	Horizontal	Pass

11ac40, U-NII-2C, 1 GHz to 18 GHz, Middle Channel, ANT V

No.	Frequency (MHz)	Results (dBuV/m)	Factor (dB)	Limit (dBuV/m)	Over Limit (dB)	Detector	Table (Degree)	Height (cm)	Antenna	Verdict
1	1493.300	38.08	-17.48	74.0	-35.92	Peak	218.00	100	Vertical	Pass
1**	1493.300	29.74	-17.48	54.0	-24.26	AV	218.00	100	Vertical	Pass
2	4379.750	48.29	-3.98	74.0	-25.71	Peak	18.00	200	Vertical	Pass
2**	4379.750	38.45	-3.98	54.0	-15.55	AV	18.00	200	Vertical	Pass
3	5592.250	93.57	-3.26	--	--	Peak	174.00	100	Vertical	N/A
3**	5592.250	86.23	-3.26	--	--	AV	174.00	100	Vertical	N/A
4	7459.750	52.68	1.14	74.0	-21.32	Peak	131.00	400	Vertical	Pass
4**	7459.750	44.55	1.14	54.0	-9.45	AV	131.00	400	Vertical	Pass
5	11324.763	49.44	-4.24	74.0	-24.56	Peak	176.00	150	Vertical	Pass
5**	11324.763	39.77	-4.24	54.0	-14.23	AV	176.00	150	Vertical	Pass
6	15834.637	51.37	-0.75	74.0	-22.63	Peak	228.00	300	Vertical	Pass
6**	15834.637	40.69	-0.75	54.0	-13.31	AV	228.00	300	Vertical	Pass

11ac40, U-NII-2C, 1 GHz to 18 GHz, High Channel, ANT H

No.	Frequency (MHz)	Results (dBuV/m)	Factor (dB)	Limit (dBuV/m)	Over Limit (dB)	Detector	Table (Degree)	Height (cm)	Antenna	Verdict
1	1441.300	37.58	-17.27	74.0	-36.42	Peak	81.00	200	Horizontal	Pass
1**	1441.300	28.71	-17.27	54.0	-25.29	AV	81.00	200	Horizontal	Pass
2	4263.500	47.65	-4.67	74.0	-26.35	Peak	210.00	100	Horizontal	Pass
2**	4263.500	38.41	-4.67	54.0	-15.59	AV	210.00	100	Horizontal	Pass
3	5680.250	100.79	-3.23	--	--	Peak	158.00	200	Horizontal	N/A
3**	5680.250	92.43	-3.23	--	--	AV	158.00	200	Horizontal	N/A
4	7459.500	52.77	1.14	74.0	-21.23	Peak	141.00	200	Horizontal	Pass
4**	7459.500	44.25	1.14	54.0	-9.75	AV	141.00	200	Horizontal	Pass
5	12672.575	49.47	-2.32	74.0	-24.53	Peak	352.00	200	Horizontal	Pass
5**	12672.575	40.02	-2.32	54.0	-13.98	AV	352.00	200	Horizontal	Pass
6	15952.238	51.75	-0.23	74.0	-22.25	Peak	195.00	200	Horizontal	Pass
6**	15952.238	41.81	-0.23	54.0	-12.19	AV	195.00	200	Horizontal	Pass

11ac40, U-NII-2C, 1 GHz to 18 GHz, High Channel, ANT V

No.	Frequency (MHz)	Results (dBuV/m)	Factor (dB)	Limit (dBuV/m)	Over Limit (dB)	Detector	Table (Degree)	Height (cm)	Antenna	Verdict
1	1495.900	38.76	-17.37	74.0	-35.24	Peak	217.00	200	Vertical	Pass
1**	1495.900	28.34	-17.37	54.0	-25.66	AV	217.00	200	Vertical	Pass
2	4299.500	48.11	-4.69	74.0	-25.89	Peak	340.00	400	Vertical	Pass
2**	4299.500	39.29	-4.69	54.0	-14.71	AV	340.00	400	Vertical	Pass
3	5659.750	94.84	-3.34	--	--	Peak	177.00	100	Vertical	N/A
3**	5659.750	86.56	-3.34	--	--	AV	177.00	100	Vertical	N/A
4	7498.250	52.35	-0.45	74.0	-21.65	Peak	126.00	200	Vertical	Pass
4**	7498.250	43.25	-0.45	54.0	-10.75	AV	126.00	200	Vertical	Pass
5	11798.575	49.17	-3.55	74.0	-24.83	Peak	137.00	100	Vertical	Pass
5**	11798.575	39.68	-3.55	54.0	-14.32	AV	137.00	100	Vertical	Pass
6	16159.088	51.59	-0.46	74.0	-22.41	Peak	0.00	200	Vertical	Pass
6**	16159.088	43.15	-0.46	54.0	-10.85	AV	0.00	200	Vertical	Pass

11ac80, U-NII-2C, 1 GHz to 18 GHz, Low Channel, ANT H

No.	Frequency (MHz)	Results (dBuV/m)	Factor (dB)	Limit (dBuV/m)	Over Limit (dB)	Detector	Table (Degree)	Height (cm)	Antenna	Verdict
1	1502.200	38.06	-17.44	74.0	-35.94	Peak	18.00	300	Horizontal	Pass
1**	1502.200	27.84	-17.44	54.0	-26.16	AV	18.00	300	Horizontal	Pass
2	4290.000	47.88	-4.66	74.0	-26.12	Peak	323.00	200	Horizontal	Pass
2**	4290.000	38.81	-4.66	54.0	-15.19	AV	323.00	200	Horizontal	Pass
3	5526.500	95.50	-2.98	--	--	Peak	151.00	100	Horizontal	N/A
3**	5526.500	88.50	-2.98	--	--	AV	151.00	100	Horizontal	N/A
4	7448.750	52.54	0.52	74.0	-21.46	Peak	219.00	100	Horizontal	Pass
4**	7448.750	43.63	0.52	54.0	-10.37	AV	219.00	100	Horizontal	Pass
5	11458.950	49.25	-3.95	74.0	-24.75	Peak	267.00	150	Horizontal	Pass
5**	11458.950	39.40	-3.95	54.0	-14.60	AV	267.00	150	Horizontal	Pass
6	16184.813	51.32	-0.45	74.0	-22.68	Peak	304.00	100	Horizontal	Pass
6**	16184.813	42.83	-0.45	54.0	-11.17	AV	304.00	100	Horizontal	Pass

11ac80, U-NII-2C, 1 GHz to 18 GHz, Low Channel, ANT V

No.	Frequency (MHz)	Results (dBuV/m)	Factor (dB)	Limit (dBuV/m)	Over Limit (dB)	Detector	Table (Degree)	Height (cm)	Antenna	Verdict
1	1495.300	40.26	-17.42	74.0	-33.74	Peak	227.00	400	Vertical	Pass
1**	1495.300	30.53	-17.42	54.0	-23.47	AV	227.00	400	Vertical	Pass
2	4395.750	48.69	-4.66	74.0	-25.31	Peak	220.00	200	Vertical	Pass
2**	4395.750	37.98	-4.66	54.0	-16.02	AV	220.00	200	Vertical	Pass
3	5522.500	89.56	-3.00	--	--	Peak	90.00	200	Vertical	N/A
3**	5522.500	81.72	-3.00	--	--	AV	90.00	200	Vertical	N/A
4	7473.500	53.79	0.63	74.0	-20.21	Peak	312.00	400	Vertical	Pass
4**	7473.500	43.70	0.63	54.0	-10.30	AV	312.00	400	Vertical	Pass
5	12205.412	49.79	-2.98	74.0	-24.21	Peak	31.00	100	Vertical	Pass
5**	12205.412	39.88	-2.98	54.0	-14.12	AV	31.00	100	Vertical	Pass
6	16163.812	51.08	-0.46	74.0	-22.92	Peak	360.00	100	Vertical	Pass
6**	16163.812	41.19	-0.46	54.0	-12.81	AV	360.00	100	Vertical	Pass

11ac80, U-NII-2C, 1 GHz to 18 GHz, High Channel, ANT H

No.	Frequency (MHz)	Results (dBuV/m)	Factor (dB)	Limit (dBuV/m)	Over Limit (dB)	Detector	Table (Degree)	Height (cm)	Antenna	Verdict
1	1444.300	37.25	-17.38	74.0	-36.75	Peak	69.00	300	Horizontal	Pass
1**	1444.300	28.29	-17.38	54.0	-25.71	AV	69.00	300	Horizontal	Pass
2	4393.750	47.67	-4.62	74.0	-26.33	Peak	323.00	300	Horizontal	Pass
2**	4393.750	39.51	-4.62	54.0	-14.49	AV	323.00	300	Horizontal	Pass
3	5633.250	95.92	-2.19	--	--	Peak	160.00	200	Horizontal	N/A
3**	5633.250	87.72	-2.19	--	--	AV	160.00	200	Horizontal	N/A
4	7455.000	52.69	1.17	74.0	-21.31	Peak	99.00	100	Horizontal	Pass
4**	7455.000	44.64	1.17	54.0	-9.36	AV	99.00	100	Horizontal	Pass
5	12655.000	49.05	-2.30	74.0	-24.95	Peak	315.00	100	Horizontal	Pass
5**	12655.000	39.84	-2.30	54.0	-14.16	AV	315.00	100	Horizontal	Pass
6	16164.862	51.93	-0.46	74.0	-22.07	Peak	230.00	100	Horizontal	Pass
6**	16164.862	42.80	-0.46	54.0	-11.20	AV	230.00	100	Horizontal	Pass

11ac80, U-NII-2C, 1 GHz to 18 GHz, High Channel, ANT V

No.	Frequency (MHz)	Results (dBuV/m)	Factor (dB)	Limit (dBuV/m)	Over Limit (dB)	Detector	Table (Degree)	Height (cm)	Antenna	Verdict
1	1493.100	39.12	-17.47	74.0	-34.88	Peak	14.00	400	Vertical	Pass
1**	1493.100	28.92	-17.47	54.0	-25.08	AV	14.00	400	Vertical	Pass
2	4306.500	48.15	-4.17	74.0	-25.85	Peak	212.00	300	Vertical	Pass
2**	4306.500	38.90	-4.17	54.0	-15.10	AV	212.00	300	Vertical	Pass
3	5604.250	90.42	-3.01	--	--	Peak	178.00	150	Vertical	N/A
3**	5604.250	82.37	-3.01	--	--	AV	178.00	150	Vertical	N/A
4	7462.750	52.51	1.09	74.0	-21.49	Peak	279.00	400	Vertical	Pass
4**	7462.750	43.59	1.09	54.0	-10.41	AV	279.00	400	Vertical	Pass
5	11798.100	49.56	-3.55	74.0	-24.44	Peak	325.00	100	Vertical	Pass
5**	11798.100	40.47	-3.55	54.0	-13.53	AV	325.00	100	Vertical	Pass
6	16181.137	51.92	-0.45	74.0	-22.08	Peak	280.00	400	Vertical	Pass
6**	16181.137	43.58	-0.45	54.0	-10.42	AV	280.00	400	Vertical	Pass

11a, U-NII-3, 1 GHz to 18 GHz, Low Channel, ANT H

No.	Frequency (MHz)	Results (dBuV/m)	Factor (dB)	Limit (dBuV/m)	Over Limit (dB)	Detector	Table (Degree)	Height (cm)	Antenna	Verdict
1	1494.400	37.66	-17.50	74.0	-36.34	Peak	193.00	300	Horizontal	Pass
1**	1494.400	29.16	-17.50	54.0	-24.84	AV	193.00	300	Horizontal	Pass
2	4231.000	48.40	-5.10	74.0	-25.60	Peak	97.00	300	Horizontal	Pass
2**	4231.000	38.42	-5.10	54.0	-15.58	AV	97.00	300	Horizontal	Pass
3	5744.000	106.14	-2.97	--	--	Peak	154.00	150	Horizontal	N/A
3**	5744.000	98.82	-2.97	--	--	AV	154.00	150	Horizontal	N/A
4	7515.250	53.51	0.86	74.0	-20.49	Peak	222.00	400	Horizontal	Pass
4**	7515.250	43.69	0.86	54.0	-10.31	AV	222.00	400	Horizontal	Pass
5	12625.787	49.90	-2.45	74.0	-24.10	Peak	344.00	100	Horizontal	Pass
5**	12625.787	40.01	-2.45	54.0	-13.99	AV	344.00	100	Horizontal	Pass
6	16180.612	51.25	-0.45	74.0	-22.75	Peak	353.00	100	Horizontal	Pass
6**	16180.612	42.39	-0.45	54.0	-11.61	AV	353.00	100	Horizontal	Pass

11a, U-NII-3, 1 GHz to 18 GHz, Low Channel, ANT V

No.	Frequency (MHz)	Results (dBuV/m)	Factor (dB)	Limit (dBuV/m)	Over Limit (dB)	Detector	Table (Degree)	Height (cm)	Antenna	Verdict
1	1607.100	38.82	-17.45	74.0	-35.18	Peak	150.00	300	Vertical	Pass
1**	1607.100	27.35	-17.45	54.0	-26.65	AV	150.00	300	Vertical	Pass
2	4296.750	47.97	-4.43	74.0	-26.03	Peak	214.00	100	Vertical	Pass
2**	4296.750	39.39	-4.43	54.0	-14.61	AV	214.00	100	Vertical	Pass
3	5743.500	98.68	-3.01	--	--	Peak	72.00	200	Vertical	N/A
3**	5743.500	90.80	-3.01	--	--	AV	72.00	200	Vertical	N/A
4	7459.000	52.99	1.15	74.0	-21.01	Peak	138.00	400	Vertical	Pass
4**	7459.000	44.79	1.15	54.0	-9.21	AV	138.00	400	Vertical	Pass
5	12697.037	49.45	-2.33	74.0	-24.55	Peak	134.00	150	Vertical	Pass
5**	12697.037	40.10	-2.33	54.0	-13.90	AV	134.00	150	Vertical	Pass
6	16021.276	51.76	-0.13	74.0	-22.24	Peak	165.00	100	Vertical	Pass
6**	16021.276	41.74	-0.13	54.0	-12.26	AV	165.00	100	Vertical	Pass

11a, U-NII-3, 1 GHz to 18 GHz, Middle Channel, ANT H

No.	Frequency (MHz)	Results (dBuV/m)	Factor (dB)	Limit (dBuV/m)	Over Limit (dB)	Detector	Table (Degree)	Height (cm)	Antenna	Verdict
1	1576.200	37.46	-17.47	74.0	-36.54	Peak	277.00	400	Horizontal	Pass
1**	1576.200	28.13	-17.47	54.0	-25.87	AV	277.00	400	Horizontal	Pass
2	4385.750	47.97	-4.03	74.0	-26.03	Peak	193.00	300	Horizontal	Pass
2**	4385.750	38.26	-4.03	54.0	-15.74	AV	193.00	300	Horizontal	Pass
3	5788.000	104.92	-3.20	--	--	Peak	13.00	100	Horizontal	N/A
3**	5788.000	97.11	-3.20	--	--	AV	13.00	100	Horizontal	N/A
4	7462.000	53.10	1.11	74.0	-20.90	Peak	203.00	100	Horizontal	Pass
4**	7462.000	43.87	1.11	54.0	-10.13	AV	203.00	100	Horizontal	Pass
5	12404.437	49.54	-2.85	74.0	-24.46	Peak	139.00	200	Horizontal	Pass
5**	12404.437	39.30	-2.85	54.0	-14.70	AV	139.00	200	Horizontal	Pass
6	15462.674	51.22	-0.31	74.0	-22.78	Peak	230.00	400	Horizontal	Pass
6**	15462.674	41.53	-0.31	54.0	-12.47	AV	230.00	400	Horizontal	Pass

11a, U-NII-3, 1 GHz to 18 GHz, Middle Channel, ANT V

No.	Frequency (MHz)	Results (dBuV/m)	Factor (dB)	Limit (dBuV/m)	Over Limit (dB)	Detector	Table (Degree)	Height (cm)	Antenna	Verdict
1	1492.900	40.06	-17.45	74.0	-33.94	Peak	294.00	100	Vertical	Pass
1**	1492.900	28.11	-17.45	54.0	-25.89	AV	294.00	100	Vertical	Pass
2	4301.750	47.88	-4.47	74.0	-26.12	Peak	132.00	300	Vertical	Pass
2**	4301.750	39.52	-4.47	54.0	-14.48	AV	132.00	300	Vertical	Pass
3	5784.250	98.07	-3.19	--	--	Peak	73.00	100	Vertical	N/A
3**	5784.250	91.32	-3.19	--	--	AV	73.00	100	Vertical	N/A
4	7454.000	53.64	1.12	74.0	-20.36	Peak	323.00	100	Vertical	Pass
4**	7454.000	43.58	1.12	54.0	-10.42	AV	323.00	100	Vertical	Pass
5	12685.400	49.68	-2.33	74.0	-24.32	Peak	91.00	200	Vertical	Pass
5**	12685.400	40.38	-2.33	54.0	-13.62	AV	91.00	200	Vertical	Pass
6	16165.650	51.40	-0.46	74.0	-22.60	Peak	70.00	400	Vertical	Pass
6**	16165.650	42.87	-0.46	54.0	-11.13	AV	70.00	400	Vertical	Pass

11a, U-NII-3, 1 GHz to 18 GHz, High Channel, ANT H

No.	Frequency (MHz)	Results (dBuV/m)	Factor (dB)	Limit (dBuV/m)	Over Limit (dB)	Detector	Table (Degree)	Height (cm)	Antenna	Verdict
1	1580.300	37.54	-17.57	74.0	-36.46	Peak	220.00	400	Horizontal	Pass
1**	1580.300	27.85	-17.57	54.0	-26.15	AV	220.00	400	Horizontal	Pass
2	3856.750	47.88	-6.84	74.0	-26.12	Peak	149.00	100	Horizontal	Pass
2**	3856.750	43.87	-6.84	54.0	-10.13	AV	149.00	100	Horizontal	Pass
3	5787.000	104.78	-3.13	--	--	Peak	157.00	150	Horizontal	N/A
3**	5787.000	97.62	-3.13	--	--	AV	157.00	150	Horizontal	N/A
4	7696.250	53.07	1.79	74.0	-20.93	Peak	19.00	300	Horizontal	Pass
4**	7696.250	43.43	1.79	54.0	-10.57	AV	19.00	300	Horizontal	Pass
5	12674.475	49.48	-2.32	74.0	-24.52	Peak	210.00	150	Horizontal	Pass
5**	12674.475	40.80	-2.32	54.0	-13.20	AV	210.00	150	Horizontal	Pass
6	16179.562	51.81	-0.45	74.0	-22.19	Peak	118.00	300	Horizontal	Pass
6**	16179.562	42.77	-0.45	54.0	-11.23	AV	118.00	300	Horizontal	Pass

11a, U-NII-3, 1 GHz to 18 GHz, High Channel, ANT V

No.	Frequency (MHz)	Results (dBuV/m)	Factor (dB)	Limit (dBuV/m)	Over Limit (dB)	Detector	Table (Degree)	Height (cm)	Antenna	Verdict
1	1618.000	37.27	-17.32	74.0	-36.73	Peak	263.00	200	Vertical	Pass
1**	1618.000	28.71	-17.32	54.0	-25.29	AV	263.00	200	Vertical	Pass
2	4290.000	48.19	-4.66	74.0	-25.81	Peak	158.00	100	Vertical	Pass
2**	4290.000	38.58	-4.66	54.0	-15.42	AV	158.00	100	Vertical	Pass
3	5783.250	98.33	-3.18	--	--	Peak	72.00	100	Vertical	N/A
3**	5783.250	90.29	-3.18	--	--	AV	72.00	100	Vertical	N/A
4	7459.500	53.36	1.14	74.0	-20.64	Peak	329.00	300	Vertical	Pass
4**	7459.500	44.58	1.14	54.0	-9.42	AV	329.00	300	Vertical	Pass
5	12631.012	49.43	-2.42	74.0	-24.57	Peak	150.00	200	Vertical	Pass
5**	12631.012	39.73	-2.42	54.0	-14.27	AV	150.00	200	Vertical	Pass
6	16169.326	52.37	-0.46	74.0	-21.63	Peak	45.00	100	Vertical	Pass
6**	16169.326	42.37	-0.46	54.0	-11.63	AV	45.00	100	Vertical	Pass

11n20, U-NII-3, 1 GHz to 18 GHz, Low Channel, ANT H

No.	Frequency (MHz)	Results (dBuV/m)	Factor (dB)	Limit (dBuV/m)	Over Limit (dB)	Detector	Table (Degree)	Height (cm)	Antenna	Verdict
1	1514.700	37.77	-17.47	74.0	-36.23	Peak	192.00	100	Horizontal	Pass
1**	1514.700	28.59	-17.47	54.0	-25.41	AV	192.00	100	Horizontal	Pass
2	4389.750	47.90	-4.24	74.0	-26.10	Peak	360.00	300	Horizontal	Pass
2**	4389.750	38.92	-4.24	54.0	-15.08	AV	360.00	300	Horizontal	Pass
3	5746.250	105.08	-2.87	--	--	Peak	157.00	150	Horizontal	N/A
3**	5746.250	96.61	-2.87	--	--	AV	157.00	150	Horizontal	N/A
4	7459.000	53.28	1.15	74.0	-20.72	Peak	227.00	100	Horizontal	Pass
4**	7459.000	44.37	1.15	54.0	-9.63	AV	227.00	100	Horizontal	Pass
5	11213.850	50.15	-4.10	74.0	-23.85	Peak	353.00	150	Horizontal	Pass
5**	11213.850	39.65	-4.10	54.0	-14.35	AV	353.00	150	Horizontal	Pass
6	16179.299	51.78	-0.45	74.0	-22.22	Peak	360.00	300	Horizontal	Pass
6**	16179.299	42.82	-0.45	54.0	-11.18	AV	360.00	300	Horizontal	Pass

11n20, U-NII-3, 1 GHz to 18 GHz, Low Channel, ANT V

No.	Frequency (MHz)	Results (dBuV/m)	Factor (dB)	Limit (dBuV/m)	Over Limit (dB)	Detector	Table (Degree)	Height (cm)	Antenna	Verdict
1	1486.900	37.89	-17.31	74.0	-36.11	Peak	18.00	300	Vertical	Pass
1**	1486.900	28.40	-17.31	54.0	-25.60	AV	18.00	300	Vertical	Pass
2	4359.250	47.88	-4.19	74.0	-26.12	Peak	0.00	100	Vertical	Pass
2**	4359.250	37.95	-4.19	54.0	-16.05	AV	0.00	100	Vertical	Pass
3	5743.000	97.79	-3.04	--	--	Peak	71.00	150	Vertical	N/A
3**	5743.000	90.87	-3.04	--	--	AV	71.00	150	Vertical	N/A
4	7529.250	53.75	0.86	74.0	-20.25	Peak	157.00	300	Vertical	Pass
4**	7529.250	43.35	0.86	54.0	-10.65	AV	157.00	300	Vertical	Pass
5	12652.151	49.08	-2.30	74.0	-24.92	Peak	322.00	150	Vertical	Pass
5**	12652.151	39.72	-2.30	54.0	-14.28	AV	322.00	150	Vertical	Pass
6	16045.425	51.57	-0.10	74.0	-22.43	Peak	360.00	400	Vertical	Pass
6**	16045.425	41.85	-0.10	54.0	-12.15	AV	360.00	400	Vertical	Pass

11n20, U-NII-3, 1 GHz to 18 GHz, Middle Channel, ANT H

No.	Frequency (MHz)	Results (dBuV/m)	Factor (dB)	Limit (dBuV/m)	Over Limit (dB)	Detector	Table (Degree)	Height (cm)	Antenna	Verdict
1	1500.100	37.83	-17.30	74.0	-36.17	Peak	117.00	300	Horizontal	Pass
1**	1500.100	28.28	-17.30	54.0	-25.72	AV	117.00	300	Horizontal	Pass
2	3856.500	47.93	-6.86	74.0	-26.07	Peak	24.00	200	Horizontal	Pass
2**	3856.500	42.14	-6.86	54.0	-11.86	AV	24.00	200	Horizontal	Pass
3	5785.750	103.82	-3.13	--	--	Peak	151.00	100	Horizontal	N/A
3**	5785.750	96.06	-3.13	--	--	AV	151.00	100	Horizontal	N/A
4	7516.000	52.78	0.93	74.0	-21.22	Peak	288.00	400	Horizontal	Pass
4**	7516.000	43.97	0.93	54.0	-10.03	AV	288.00	400	Horizontal	Pass
5	12648.112	49.78	-2.31	74.0	-24.22	Peak	31.00	150	Horizontal	Pass
5**	12648.112	40.77	-2.31	54.0	-13.23	AV	31.00	150	Horizontal	Pass
6	16160.137	52.25	-0.46	74.0	-21.75	Peak	167.00	300	Horizontal	Pass
6**	16160.137	42.24	-0.46	54.0	-11.76	AV	167.00	300	Horizontal	Pass

11n20, U-NII-3, 1 GHz to 18 GHz, Middle Channel, ANT V

No.	Frequency (MHz)	Results (dBuV/m)	Factor (dB)	Limit (dBuV/m)	Over Limit (dB)	Detector	Table (Degree)	Height (cm)	Antenna	Verdict
1	1497.700	39.92	-17.29	74.0	-34.08	Peak	33.00	100	Vertical	Pass
1**	1497.700	28.65	-17.29	54.0	-25.35	AV	33.00	100	Vertical	Pass
2	4287.250	47.70	-4.52	74.0	-26.30	Peak	149.00	200	Vertical	Pass
2**	4287.250	39.39	-4.52	54.0	-14.61	AV	149.00	200	Vertical	Pass
3	5785.750	97.37	-3.13	--	--	Peak	71.00	200	Vertical	N/A
3**	5785.750	89.51	-3.13	--	--	AV	71.00	200	Vertical	N/A
4	7507.500	53.25	0.27	74.0	-20.75	Peak	331.00	400	Vertical	Pass
4**	7507.500	43.95	0.27	54.0	-10.05	AV	331.00	400	Vertical	Pass
5	12668.775	49.63	-2.31	74.0	-24.37	Peak	360.00	150	Vertical	Pass
5**	12668.775	40.16	-2.31	54.0	-13.84	AV	360.00	150	Vertical	Pass
6	16051.724	51.39	-0.13	74.0	-22.61	Peak	155.00	100	Vertical	Pass
6**	16051.724	42.32	-0.13	54.0	-11.68	AV	155.00	100	Vertical	Pass

11n20, U-NII-3, 1 GHz to 18 GHz, High Channel, ANT H

No.	Frequency (MHz)	Results (dBuV/m)	Factor (dB)	Limit (dBuV/m)	Over Limit (dB)	Detector	Table (Degree)	Height (cm)	Antenna	Verdict
1	1528.700	38.53	-17.62	74.0	-35.47	Peak	171.00	200	Horizontal	Pass
1**	1528.700	28.03	-17.62	54.0	-25.97	AV	171.00	200	Horizontal	Pass
2	3883.250	48.52	-6.22	74.0	-25.48	Peak	142.00	300	Horizontal	Pass
2**	3883.250	43.88	-6.22	54.0	-10.12	AV	142.00	300	Horizontal	Pass
3	5823.250	104.24	-3.11	--	--	Peak	21.00	100	Horizontal	N/A
3**	5823.250	97.05	-3.11	--	--	AV	21.00	100	Horizontal	N/A
4	7679.250	53.37	0.91	74.0	-20.63	Peak	98.00	400	Horizontal	Pass
4**	7679.250	43.40	0.91	54.0	-10.60	AV	98.00	400	Horizontal	Pass
5	12664.025	49.12	-2.31	74.0	-24.88	Peak	33.00	150	Horizontal	Pass
5**	12664.025	40.77	-2.31	54.0	-13.23	AV	33.00	150	Horizontal	Pass
6	16196.362	51.35	-0.44	74.0	-22.65	Peak	339.00	400	Horizontal	Pass
6**	16196.362	43.00	-0.44	54.0	-11.00	AV	339.00	400	Horizontal	Pass

11n20, U-NII-3, 1 GHz to 18 GHz, High Channel, ANT V

No.	Frequency (MHz)	Results (dBuV/m)	Factor (dB)	Limit (dBuV/m)	Over Limit (dB)	Detector	Table (Degree)	Height (cm)	Antenna	Verdict
1	1493.400	38.91	-17.49	74.0	-35.09	Peak	291.00	100	Vertical	Pass
1**	1493.400	28.77	-17.49	54.0	-25.23	AV	291.00	100	Vertical	Pass
2	4285.750	48.32	-4.62	74.0	-25.68	Peak	175.00	400	Vertical	Pass
2**	4285.750	38.89	-4.62	54.0	-15.11	AV	175.00	400	Vertical	Pass
3	5825.500	97.26	-3.06	--	--	Peak	236.00	200	Vertical	N/A
3**	5825.500	89.56	-3.06	--	--	AV	236.00	200	Vertical	N/A
4	7460.000	52.92	1.14	74.0	-21.08	Peak	65.00	200	Vertical	Pass
4**	7460.000	43.53	1.14	54.0	-10.47	AV	65.00	200	Vertical	Pass
5	12289.963	49.75	-2.53	74.0	-24.25	Peak	66.00	200	Vertical	Pass
5**	12289.963	40.25	-2.53	54.0	-13.75	AV	66.00	200	Vertical	Pass
6	16035.450	51.60	-0.11	74.0	-22.40	Peak	192.00	200	Vertical	Pass
6**	16035.450	41.86	-0.11	54.0	-12.14	AV	192.00	200	Vertical	Pass

11n40, U-NII-3, 1 GHz to 18 GHz, Low Channel, ANT H

No.	Frequency (MHz)	Results (dBuV/m)	Factor (dB)	Limit (dBuV/m)	Over Limit (dB)	Detector	Table (Degree)	Height (cm)	Antenna	Verdict
1	1604.800	38.54	-17.39	74.0	-35.46	Peak	135.00	400	Horizontal	Pass
1**	1604.800	27.90	-17.39	54.0	-26.10	AV	135.00	400	Horizontal	Pass
2	4281.750	48.00	-4.94	74.0	-26.00	Peak	280.00	200	Horizontal	Pass
2**	4281.750	38.07	-4.94	54.0	-15.93	AV	280.00	200	Horizontal	Pass
3	5757.500	100.51	-2.53	--	--	Peak	158.00	100	Horizontal	N/A
3**	5757.500	92.07	-2.53	--	--	AV	158.00	100	Horizontal	N/A
4	7455.500	52.72	1.16	74.0	-21.28	Peak	48.00	200	Horizontal	Pass
4**	7455.500	44.28	1.16	54.0	-9.72	AV	48.00	200	Horizontal	Pass
5	12684.687	49.85	-2.33	74.0	-24.15	Peak	360.00	100	Horizontal	Pass
5**	12684.687	39.76	-2.33	54.0	-14.24	AV	360.00	100	Horizontal	Pass
6	16196.625	51.80	-0.44	74.0	-22.20	Peak	228.00	300	Horizontal	Pass
6**	16196.625	42.36	-0.44	54.0	-11.64	AV	228.00	300	Horizontal	Pass

11n40, U-NII-3, 1 GHz to 18 GHz, Low Channel, ANT V

No.	Frequency (MHz)	Results (dBuV/m)	Factor (dB)	Limit (dBuV/m)	Over Limit (dB)	Detector	Table (Degree)	Height (cm)	Antenna	Verdict
1	1491.300	37.36	-17.38	74.0	-36.64	Peak	344.00	300	Vertical	Pass
1**	1491.300	28.11	-17.38	54.0	-25.89	AV	344.00	300	Vertical	Pass
2	4353.750	48.45	-4.39	74.0	-25.55	Peak	295.00	400	Vertical	Pass
2**	4353.750	38.40	-4.39	54.0	-15.60	AV	295.00	400	Vertical	Pass
3	5760.000	93.30	-2.35	--	--	Peak	175.00	100	Vertical	N/A
3**	5760.000	85.64	-2.35	--	--	AV	175.00	100	Vertical	N/A
4	7458.750	53.30	1.15	74.0	-20.70	Peak	63.00	200	Vertical	Pass
4**	7458.750	44.27	1.15	54.0	-9.73	AV	63.00	200	Vertical	Pass
5	10720.562	49.11	-4.84	74.0	-24.89	Peak	295.00	150	Vertical	Pass
5**	10720.562	39.79	-4.84	54.0	-14.21	AV	295.00	150	Vertical	Pass
6	16168.013	52.14	-0.46	74.0	-21.86	Peak	118.00	200	Vertical	Pass
6**	16168.013	42.60	-0.46	54.0	-11.40	AV	118.00	200	Vertical	Pass

11n40, U-NII-3, 1 GHz to 18 GHz, High Channel, ANT H

No.	Frequency (MHz)	Results (dBuV/m)	Factor (dB)	Limit (dBuV/m)	Over Limit (dB)	Detector	Table (Degree)	Height (cm)	Antenna	Verdict
1	1573.000	37.38	-17.58	74.0	-36.62	Peak	118.00	100	Horizontal	Pass
1**	1573.000	28.24	-17.58	54.0	-25.76	AV	118.00	100	Horizontal	Pass
2	4322.000	47.13	-4.77	74.0	-26.87	Peak	146.00	400	Horizontal	Pass
2**	4322.000	38.26	-4.77	54.0	-15.74	AV	146.00	400	Horizontal	Pass
3	5790.750	99.74	-3.34	--	--	Peak	155.00	150	Horizontal	N/A
3**	5790.750	91.21	-3.34	--	--	AV	155.00	150	Horizontal	N/A
4	7528.500	53.09	0.90	74.0	-20.91	Peak	47.00	400	Horizontal	Pass
4**	7528.500	43.27	0.90	54.0	-10.73	AV	47.00	400	Horizontal	Pass
5	12448.612	49.86	-2.17	74.0	-24.14	Peak	64.00	150	Horizontal	Pass
5**	12448.612	40.82	-2.17	54.0	-13.18	AV	64.00	150	Horizontal	Pass
6	15958.275	51.80	-0.22	74.0	-22.20	Peak	136.00	200	Horizontal	Pass
6**	15958.275	42.98	-0.22	54.0	-11.02	AV	136.00	200	Horizontal	Pass

11n40, U-NII-3, 1 GHz to 18 GHz, High Channel, ANT V

No.	Frequency (MHz)	Results (dBuV/m)	Factor (dB)	Limit (dBuV/m)	Over Limit (dB)	Detector	Table (Degree)	Height (cm)	Antenna	Verdict
1	1563.600	37.82	-17.70	74.0	-36.18	Peak	72.00	100	Vertical	Pass
1**	1563.600	27.68	-17.70	54.0	-26.32	AV	72.00	100	Vertical	Pass
2	4326.500	47.86	-4.98	74.0	-26.14	Peak	289.00	300	Vertical	Pass
2**	4326.500	37.99	-4.98	54.0	-16.01	AV	289.00	300	Vertical	Pass
3	5785.500	93.31	-3.14	--	--	Peak	223.00	200	Vertical	N/A
3**	5785.500	84.76	-3.14	--	--	AV	223.00	200	Vertical	N/A
4	7542.000	52.98	0.63	74.0	-21.02	Peak	331.00	400	Vertical	Pass
4**	7542.000	43.36	0.63	54.0	-10.64	AV	331.00	400	Vertical	Pass
5	12636.713	49.85	-2.38	74.0	-24.15	Peak	285.00	100	Vertical	Pass
5**	12636.713	40.41	-2.38	54.0	-13.59	AV	285.00	100	Vertical	Pass
6	15700.500	51.78	0.09	74.0	-22.22	Peak	170.00	400	Vertical	Pass
6**	15700.500	42.41	0.09	54.0	-11.59	AV	170.00	400	Vertical	Pass

11ac20, U-NII-3, 1 GHz to 18 GHz, Low Channel, ANT H

No.	Frequency (MHz)	Results (dBuV/m)	Factor (dB)	Limit (dBuV/m)	Over Limit (dB)	Detector	Table (Degree)	Height (cm)	Antenna	Verdict
1	1484.400	37.40	-17.32	74.0	-36.60	Peak	249.00	100	Horizontal	Pass
1**	1484.400	27.64	-17.32	54.0	-26.36	AV	249.00	100	Horizontal	Pass
2	4376.750	48.40	-3.99	74.0	-25.60	Peak	37.00	200	Horizontal	Pass
2**	4376.750	39.71	-3.99	54.0	-14.29	AV	37.00	200	Horizontal	Pass
3	5750.000	104.81	-2.80	--	--	Peak	160.00	200	Horizontal	N/A
3**	5750.000	95.95	-2.80	--	--	AV	160.00	200	Horizontal	N/A
4	7694.750	53.63	1.73	74.0	-20.37	Peak	360.00	300	Horizontal	Pass
4**	7694.750	43.84	1.73	54.0	-10.16	AV	360.00	300	Horizontal	Pass
5	12526.987	50.35	-2.29	74.0	-23.65	Peak	331.00	200	Horizontal	Pass
5**	12526.987	40.42	-2.29	54.0	-13.58	AV	331.00	200	Horizontal	Pass
6	15947.513	52.90	-0.28	74.0	-21.10	Peak	56.00	200	Horizontal	Pass
6**	15947.513	42.45	-0.28	54.0	-11.55	AV	56.00	200	Horizontal	Pass

11ac20, U-NII-3, 1 GHz to 18 GHz, Low Channel, ANT V

No.	Frequency (MHz)	Results (dBuV/m)	Factor (dB)	Limit (dBuV/m)	Over Limit (dB)	Detector	Table (Degree)	Height (cm)	Antenna	Verdict
1	1498.100	37.69	-17.28	74.0	-36.31	Peak	285.00	300	Vertical	Pass
1**	1498.100	29.96	-17.28	54.0	-24.04	AV	285.00	300	Vertical	Pass
2	4388.000	47.83	-4.03	74.0	-26.17	Peak	276.00	100	Vertical	Pass
2**	4388.000	38.77	-4.03	54.0	-15.23	AV	276.00	100	Vertical	Pass
3	5742.250	97.60	-3.09	--	--	Peak	177.00	100	Vertical	N/A
3**	5742.250	89.53	-3.09	--	--	AV	177.00	100	Vertical	N/A
4	7681.750	53.35	0.92	74.0	-20.65	Peak	185.00	300	Vertical	Pass
4**	7681.750	44.65	0.92	54.0	-9.35	AV	185.00	300	Vertical	Pass
5	11796.200	49.81	-3.57	74.0	-24.19	Peak	212.00	150	Vertical	Pass
5**	11796.200	40.58	-3.57	54.0	-13.42	AV	212.00	150	Vertical	Pass
6	15774.000	52.01	-0.84	74.0	-21.99	Peak	7.00	400	Vertical	Pass
6**	15774.000	42.43	-0.84	54.0	-11.57	AV	7.00	400	Vertical	Pass

11ac20, U-NII-3, 1 GHz to 18 GHz, Middle Channel, ANT H

No.	Frequency (MHz)	Results (dBuV/m)	Factor (dB)	Limit (dBuV/m)	Over Limit (dB)	Detector	Table (Degree)	Height (cm)	Antenna	Verdict
1	1585.900	38.16	-17.48	74.0	-35.84	Peak	68.00	200	Horizontal	Pass
1**	1585.900	27.55	-17.48	54.0	-26.45	AV	68.00	200	Horizontal	Pass
2	4366.750	48.91	-4.12	74.0	-25.09	Peak	360.00	300	Horizontal	Pass
2**	4366.750	39.48	-4.12	54.0	-14.52	AV	360.00	300	Horizontal	Pass
3	5781.500	104.53	-3.06	--	--	Peak	161.00	200	Horizontal	N/A
3**	5781.500	95.24	-3.06	--	--	AV	161.00	200	Horizontal	N/A
4	7386.000	53.31	-0.82	74.0	-20.69	Peak	325.00	100	Horizontal	Pass
4**	7386.000	42.30	-0.82	54.0	-11.70	AV	325.00	100	Horizontal	Pass
5	12628.875	49.97	-2.43	74.0	-24.03	Peak	36.00	200	Horizontal	Pass
5**	12628.875	40.29	-2.43	54.0	-13.71	AV	36.00	200	Horizontal	Pass
6	16035.974	51.38	-0.11	74.0	-22.62	Peak	248.00	400	Horizontal	Pass
6**	16035.974	43.56	-0.11	54.0	-10.44	AV	248.00	400	Horizontal	Pass

11ac20, U-NII-3, 1 GHz to 18 GHz, Middle Channel, ANT V

No.	Frequency (MHz)	Results (dBuV/m)	Factor (dB)	Limit (dBuV/m)	Over Limit (dB)	Detector	Table (Degree)	Height (cm)	Antenna	Verdict
1	1484.900	37.63	-17.31	74.0	-36.37	Peak	219.00	300	Vertical	Pass
1**	1484.900	27.60	-17.31	54.0	-26.40	AV	219.00	300	Vertical	Pass
2	4383.000	47.38	-3.95	74.0	-26.62	Peak	360.00	300	Vertical	Pass
2**	4383.000	38.68	-3.95	54.0	-15.32	AV	360.00	300	Vertical	Pass
3	5785.750	97.08	-3.13	--	--	Peak	176.00	100	Vertical	N/A
3**	5785.750	90.46	-3.13	--	--	AV	176.00	100	Vertical	N/A
4	7528.250	53.05	0.87	74.0	-20.95	Peak	4.00	100	Vertical	Pass
4**	7528.250	44.09	0.87	54.0	-9.91	AV	4.00	100	Vertical	Pass
5	12695.612	49.86	-2.33	74.0	-24.14	Peak	109.00	150	Vertical	Pass
5**	12695.612	40.95	-2.33	54.0	-13.05	AV	109.00	150	Vertical	Pass
6	16037.812	51.98	-0.11	74.0	-22.02	Peak	43.00	200	Vertical	Pass
6**	16037.812	43.52	-0.11	54.0	-10.48	AV	43.00	200	Vertical	Pass

11ac20, U-NII-3, 1 GHz to 18 GHz, High Channel, ANT H

No.	Frequency (MHz)	Results (dBuV/m)	Factor (dB)	Limit (dBuV/m)	Over Limit (dB)	Detector	Table (Degree)	Height (cm)	Antenna	Verdict
1	1479.900	37.52	-17.28	74.0	-36.48	Peak	232.00	100	Horizontal	Pass
1**	1479.900	27.56	-17.28	54.0	-26.44	AV	232.00	100	Horizontal	Pass
2	3883.500	49.33	-6.21	74.0	-24.67	Peak	151.00	300	Horizontal	Pass
2**	3883.500	45.57	-6.21	54.0	-8.43	AV	151.00	300	Horizontal	Pass
3	5826.250	104.67	-2.97	--	--	Peak	176.00	150	Horizontal	N/A
3**	5826.250	96.97	-2.97	--	--	AV	176.00	150	Horizontal	N/A
4	7458.000	53.38	1.14	74.0	-20.62	Peak	110.00	200	Horizontal	Pass
4**	7458.000	43.30	1.14	54.0	-10.70	AV	110.00	200	Horizontal	Pass
5	12534.825	49.62	-2.23	74.0	-24.38	Peak	319.00	200	Horizontal	Pass
5**	12534.825	40.76	-2.23	54.0	-13.24	AV	319.00	200	Horizontal	Pass
6	16023.638	51.77	-0.13	74.0	-22.23	Peak	260.00	200	Horizontal	Pass
6**	16023.638	42.12	-0.13	54.0	-11.88	AV	260.00	200	Horizontal	Pass

11ac20, U-NII-3, 1 GHz to 18 GHz, High Channel, ANT V

No.	Frequency (MHz)	Results (dBuV/m)	Factor (dB)	Limit (dBuV/m)	Over Limit (dB)	Detector	Table (Degree)	Height (cm)	Antenna	Verdict
1	1496.700	38.72	-17.32	74.0	-35.28	Peak	185.00	100	Vertical	Pass
1**	1496.700	29.81	-17.32	54.0	-24.19	AV	185.00	100	Vertical	Pass
2	4394.750	47.52	-4.64	74.0	-26.48	Peak	177.00	100	Vertical	Pass
2**	4394.750	38.05	-4.64	54.0	-15.95	AV	177.00	100	Vertical	Pass
3	5826.000	97.89	-3.00	--	--	Peak	78.00	100	Vertical	N/A
3**	5826.000	90.49	-3.00	--	--	AV	78.00	100	Vertical	N/A
4	7458.000	53.18	1.14	74.0	-20.82	Peak	152.00	200	Vertical	Pass
4**	7458.000	43.54	1.14	54.0	-10.46	AV	152.00	200	Vertical	Pass
5	12694.662	49.73	-2.33	74.0	-24.27	Peak	107.00	150	Vertical	Pass
5**	12694.662	40.95	-2.33	54.0	-13.05	AV	107.00	150	Vertical	Pass
6	15955.125	51.38	-0.22	74.0	-22.62	Peak	272.00	400	Vertical	Pass
6**	15955.125	43.14	-0.22	54.0	-10.86	AV	272.00	400	Vertical	Pass

11ac40, U-NII-3, 1 GHz to 18 GHz, Low Channel, ANT H

No.	Frequency (MHz)	Results (dBuV/m)	Factor (dB)	Limit (dBuV/m)	Over Limit (dB)	Detector	Table (Degree)	Height (cm)	Antenna	Verdict
1	1568.300	37.32	-17.65	74.0	-36.68	Peak	24.00	400	Horizontal	Pass
1**	1568.300	27.03	-17.65	54.0	-26.97	AV	24.00	400	Horizontal	Pass
2	4383.000	48.25	-3.95	74.0	-25.75	Peak	235.00	300	Horizontal	Pass
2**	4383.000	40.25	-3.95	54.0	-13.75	AV	235.00	300	Horizontal	Pass
3	5757.250	100.80	-2.56	--	--	Peak	161.00	200	Horizontal	N/A
3**	5757.250	92.90	-2.56	--	--	AV	161.00	200	Horizontal	N/A
4	7488.000	53.21	-0.25	74.0	-20.79	Peak	201.00	300	Horizontal	Pass
4**	7488.000	42.62	-0.25	54.0	-11.38	AV	201.00	300	Horizontal	Pass
5	12671.863	50.16	-2.32	74.0	-23.84	Peak	142.00	100	Horizontal	Pass
5**	12671.863	41.05	-2.32	54.0	-12.95	AV	142.00	100	Horizontal	Pass
6	15948.826	51.38	-0.25	74.0	-22.62	Peak	272.00	400	Horizontal	Pass
6**	15948.826	42.08	-0.25	54.0	-11.92	AV	272.00	400	Horizontal	Pass

11ac40, U-NII-3, 1 GHz to 18 GHz, Low Channel, ANT V

No.	Frequency (MHz)	Results (dBuV/m)	Factor (dB)	Limit (dBuV/m)	Over Limit (dB)	Detector	Table (Degree)	Height (cm)	Antenna	Verdict
1	1497.100	37.27	-17.31	74.0	-36.73	Peak	285.00	200	Vertical	Pass
1**	1497.100	27.37	-17.31	54.0	-26.63	AV	285.00	200	Vertical	Pass
2	4388.500	47.73	-4.07	74.0	-26.27	Peak	260.00	200	Vertical	Pass
2**	4388.500	39.02	-4.07	54.0	-14.98	AV	260.00	200	Vertical	Pass
3	5759.000	93.70	-2.37	--	--	Peak	177.00	150	Vertical	N/A
3**	5759.000	86.05	-2.37	--	--	AV	177.00	150	Vertical	N/A
4	7696.750	53.43	1.81	74.0	-20.57	Peak	177.00	200	Vertical	Pass
4**	7696.750	43.45	1.81	54.0	-10.55	AV	177.00	200	Vertical	Pass
5	12454.313	50.30	-2.18	74.0	-23.70	Peak	225.00	150	Vertical	Pass
5**	12454.313	41.03	-2.18	54.0	-12.97	AV	225.00	150	Vertical	Pass
6	15965.362	51.82	-0.21	74.0	-22.18	Peak	93.00	400	Vertical	Pass
6**	15965.362	42.25	-0.21	54.0	-11.75	AV	93.00	400	Vertical	Pass

11ac40, U-NII-3, 1 GHz to 18 GHz, High Channel, ANT H

No.	Frequency (MHz)	Results (dBuV/m)	Factor (dB)	Limit (dBuV/m)	Over Limit (dB)	Detector	Table (Degree)	Height (cm)	Antenna	Verdict
1	1482.500	37.13	-17.30	74.0	-36.87	Peak	8.00	200	Horizontal	Pass
1**	1482.500	28.56	-17.30	54.0	-25.44	AV	8.00	200	Horizontal	Pass
2	4380.000	48.39	-3.97	74.0	-25.61	Peak	342.00	100	Horizontal	Pass
2**	4380.000	38.68	-3.97	54.0	-15.32	AV	342.00	100	Horizontal	Pass
3	5792.000	100.55	-3.29	--	--	Peak	157.00	150	Horizontal	N/A
3**	5792.000	93.42	-3.29	--	--	AV	157.00	150	Horizontal	N/A
4	7692.250	52.72	1.51	74.0	-21.28	Peak	37.00	300	Horizontal	Pass
4**	7692.250	43.49	1.51	54.0	-10.51	AV	37.00	300	Horizontal	Pass
5	12434.362	49.62	-2.39	74.0	-24.38	Peak	90.00	150	Horizontal	Pass
5**	12434.362	40.23	-2.39	54.0	-13.77	AV	90.00	150	Horizontal	Pass
6	15959.850	52.20	-0.22	74.0	-21.80	Peak	0.00	400	Horizontal	Pass
6**	15959.850	41.74	-0.22	54.0	-12.26	AV	0.00	400	Horizontal	Pass

11ac40, U-NII-3, 1 GHz to 18 GHz, High Channel, ANT V

No.	Frequency (MHz)	Results (dBuV/m)	Factor (dB)	Limit (dBuV/m)	Over Limit (dB)	Detector	Table (Degree)	Height (cm)	Antenna	Verdict
1	1448.000	37.89	-17.32	74.0	-36.11	Peak	122.00	400	Vertical	Pass
1**	1448.000	27.86	-17.32	54.0	-26.14	AV	122.00	400	Vertical	Pass
2	4366.750	47.65	-4.12	74.0	-26.35	Peak	260.00	300	Vertical	Pass
2**	4366.750	38.35	-4.12	54.0	-15.65	AV	260.00	300	Vertical	Pass
3	5791.750	93.87	-3.30	--	--	Peak	78.00	200	Vertical	N/A
3**	5791.750	85.85	-3.30	--	--	AV	78.00	200	Vertical	N/A
4	7695.750	52.94	1.77	74.0	-21.06	Peak	70.00	100	Vertical	Pass
4**	7695.750	43.01	1.77	54.0	-10.99	AV	70.00	100	Vertical	Pass
5	12552.162	49.47	-2.15	74.0	-24.53	Peak	38.00	200	Vertical	Pass
5**	12552.162	39.92	-2.15	54.0	-14.08	AV	38.00	200	Vertical	Pass
6	15765.075	51.43	-0.88	74.0	-22.57	Peak	184.00	300	Vertical	Pass
6**	15765.075	41.92	-0.88	54.0	-12.08	AV	184.00	300	Vertical	Pass

11ac80, U-NII-3, 1 GHz to 18 GHz, Middle Channel, ANT H

No.	Frequency (MHz)	Results (dBuV/m)	Factor (dB)	Limit (dBuV/m)	Over Limit (dB)	Detector	Table (Degree)	Height (cm)	Antenna	Verdict
1	1456.000	38.04	-17.57	74.0	-35.96	Peak	342.00	300	Horizontal	Pass
1**	1456.000	27.49	-17.57	54.0	-26.51	AV	342.00	300	Horizontal	Pass
2	4394.250	47.57	-4.63	74.0	-26.43	Peak	348.00	200	Horizontal	Pass
2**	4394.250	37.87	-4.63	54.0	-16.13	AV	348.00	200	Horizontal	Pass
3	5738.250	96.79	-3.14	--	--	Peak	162.00	200	Horizontal	N/A
3**	5738.250	87.72	-3.14	--	--	AV	162.00	200	Horizontal	N/A
4	7692.750	53.23	1.52	74.0	-20.77	Peak	112.00	300	Horizontal	Pass
4**	7692.750	43.38	1.52	54.0	-10.62	AV	112.00	300	Horizontal	Pass
5	12697.275	50.34	-2.33	74.0	-23.66	Peak	187.00	200	Horizontal	Pass
5**	12697.275	40.88	-2.33	54.0	-13.12	AV	187.00	200	Horizontal	Pass
6	15940.425	51.54	-0.42	74.0	-22.46	Peak	7.00	100	Horizontal	Pass
6**	15940.425	41.98	-0.42	54.0	-12.02	AV	7.00	100	Horizontal	Pass

11ac80, U-NII-3, 1 GHz to 18 GHz, Middle Channel, ANT V

No.	Frequency (MHz)	Results (dBuV/m)	Factor (dB)	Limit (dBuV/m)	Over Limit (dB)	Detector	Table (Degree)	Height (cm)	Antenna	Verdict
1	1497.800	38.39	-17.29	74.0	-35.61	Peak	227.00	400	Vertical	Pass
1**	1497.800	28.28	-17.29	54.0	-25.72	AV	227.00	400	Vertical	Pass
2	4380.750	48.05	-3.97	74.0	-25.95	Peak	270.00	300	Vertical	Pass
2**	4380.750	38.43	-3.97	54.0	-15.57	AV	270.00	300	Vertical	Pass
3	5760.250	89.31	-2.35	--	--	Peak	230.00	100	Vertical	N/A
3**	5760.250	80.86	-2.35	--	--	AV	230.00	100	Vertical	N/A
4	7537.500	52.67	0.55	74.0	-21.33	Peak	360.00	400	Vertical	Pass
4**	7537.500	43.53	0.55	54.0	-10.47	AV	360.00	400	Vertical	Pass
5	12443.862	50.21	-2.25	74.0	-23.79	Peak	353.00	200	Vertical	Pass
5**	12443.862	40.47	-2.25	54.0	-13.53	AV	353.00	200	Vertical	Pass
6	16029.674	51.83	-0.12	74.0	-22.17	Peak	201.00	300	Vertical	Pass
6**	16029.674	42.77	-0.12	54.0	-11.23	AV	201.00	300	Vertical	Pass

11a, U-NII-2C&U-NII-3, 1 GHz to 18 GHz, 144 Channel, ANT H

No.	Frequency (MHz)	Results (dBuV/m)	Factor (dB)	Limit (dBuV/m)	Over Limit (dB)	Detector	Table (Degree)	Height (cm)	Antenna	Verdict
1	1499.200	38.48	-17.29	74.0	-35.52	Peak	259.00	100	Horizontal	Pass
1**	1499.200	29.56	-17.29	54.0	-24.44	AV	259.00	100	Horizontal	Pass
2	4374.000	48.09	-4.21	74.0	-25.91	Peak	307.00	100	Horizontal	Pass
2**	4374.000	39.43	-4.21	54.0	-14.57	AV	307.00	100	Horizontal	Pass
3	5719.000	106.03	-2.67	--	--	Peak	161.00	150	Horizontal	N/A
3**	5719.000	98.18	-2.67	--	--	AV	161.00	150	Horizontal	N/A
4	7456.250	54.08	1.14	74.0	-19.92	Peak	100.00	200	Horizontal	Pass
4**	7456.250	44.92	1.14	54.0	-9.08	AV	100.00	200	Horizontal	Pass
5	12431.750	49.57	-2.43	74.0	-24.43	Peak	341.00	150	Horizontal	Pass
5**	12431.750	39.85	-2.43	54.0	-14.15	AV	341.00	150	Horizontal	Pass
6	16047.000	52.00	-0.10	74.0	-22.00	Peak	268.00	300	Horizontal	Pass
6**	16047.000	41.70	-0.10	54.0	-12.30	AV	268.00	300	Horizontal	Pass

11a, U-NII-2C&U-NII-3, 1 GHz to 18 GHz, 144 Channel, ANT V

No.	Frequency (MHz)	Results (dBuV/m)	Factor (dB)	Limit (dBuV/m)	Over Limit (dB)	Detector	Table (Degree)	Height (cm)	Antenna	Verdict
1	1497.600	40.99	-17.30	74.0	-33.01	Peak	347.00	400	Vertical	Pass
1**	1497.600	30.18	-17.30	54.0	-23.82	AV	347.00	400	Vertical	Pass
2	4390.750	48.07	-4.37	74.0	-25.93	Peak	236.00	300	Vertical	Pass
2**	4390.750	38.82	-4.37	54.0	-15.18	AV	236.00	300	Vertical	Pass
3	5718.000	100.02	-2.66	--	--	Peak	78.00	150	Vertical	N/A
3**	5718.000	92.61	-2.66	--	--	AV	78.00	150	Vertical	N/A
4	7456.250	53.53	1.14	74.0	-20.47	Peak	327.00	400	Vertical	Pass
4**	7456.250	43.96	1.14	54.0	-10.04	AV	327.00	400	Vertical	Pass
5	12644.312	50.13	-2.33	74.0	-23.87	Peak	281.00	150	Vertical	Pass
5**	12644.312	40.75	-2.33	54.0	-13.25	AV	281.00	150	Vertical	Pass
6	16142.026	50.69	-0.55	74.0	-23.31	Peak	19.00	300	Vertical	Pass
6**	16142.026	40.72	-0.55	54.0	-13.28	AV	19.00	300	Vertical	Pass

11n20, U-NII-2C&U-NII-3, 1 GHz to 18 GHz, 144 Channel, ANT H

No.	Frequency (MHz)	Results (dBuV/m)	Factor (dB)	Limit (dBuV/m)	Over Limit (dB)	Detector	Table (Degree)	Height (cm)	Antenna	Verdict
1	1494.000	38.54	-17.53	74.0	-35.46	Peak	137.00	300	Horizontal	Pass
1**	1494.000	28.05	-17.53	54.0	-25.95	AV	137.00	300	Horizontal	Pass
2	4371.250	48.01	-4.19	74.0	-25.99	Peak	322.00	400	Horizontal	Pass
2**	4371.250	39.12	-4.19	54.0	-14.88	AV	322.00	400	Horizontal	Pass
3	5720.750	104.41	-2.76	--	--	Peak	160.00	200	Horizontal	N/A
3**	5720.750	95.57	-2.76	--	--	AV	160.00	200	Horizontal	N/A
4	7457.750	52.82	1.14	74.0	-21.18	Peak	280.00	400	Horizontal	Pass
4**	7457.750	44.08	1.14	54.0	-9.92	AV	280.00	400	Horizontal	Pass
5	11434.488	49.45	-3.98	74.0	-24.55	Peak	270.00	150	Horizontal	Pass
5**	11434.488	39.21	-3.98	54.0	-14.79	AV	270.00	150	Horizontal	Pass
6	16147.800	50.56	-0.49	74.0	-23.44	Peak	45.00	200	Horizontal	Pass
6**	16147.800	41.50	-0.49	54.0	-12.50	AV	45.00	200	Horizontal	Pass

11n20, U-NII-2C&U-NII-3, 1 GHz to 18 GHz, 144 Channel, ANT V

No.	Frequency (MHz)	Results (dBuV/m)	Factor (dB)	Limit (dBuV/m)	Over Limit (dB)	Detector	Table (Degree)	Height (cm)	Antenna	Verdict
1	1499.100	38.10	-17.29	74.0	-35.90	Peak	122.00	400	Vertical	Pass
1**	1499.100	30.34	-17.29	54.0	-23.66	AV	122.00	400	Vertical	Pass
2	4194.000	49.11	-5.14	74.0	-24.89	Peak	319.00	100	Vertical	Pass
2**	4194.000	38.00	-5.14	54.0	-16.00	AV	319.00	100	Vertical	Pass
3	5717.500	98.27	-2.69	--	--	Peak	183.00	100	Vertical	N/A
3**	5717.500	90.11	-2.69	--	--	AV	183.00	100	Vertical	N/A
4	7517.000	53.65	0.92	74.0	-20.35	Peak	55.00	100	Vertical	Pass
4**	7517.000	43.45	0.92	54.0	-10.55	AV	55.00	100	Vertical	Pass
5	12540.763	49.08	-2.19	74.0	-24.92	Peak	341.00	150	Vertical	Pass
5**	12540.763	39.40	-2.19	54.0	-14.60	AV	341.00	150	Vertical	Pass
6	16197.151	51.31	-0.44	74.0	-22.69	Peak	191.00	100	Vertical	Pass
6**	16197.151	41.99	-0.44	54.0	-12.01	AV	191.00	100	Vertical	Pass

11n40, U-NII-2C&U-NII-3, 1 GHz to 18 GHz, 142 Channel, ANT H

No.	Frequency (MHz)	Results (dBuV/m)	Factor (dB)	Limit (dBuV/m)	Over Limit (dB)	Detector	Table (Degree)	Height (cm)	Antenna	Verdict
1	1442.900	37.67	-17.24	74.0	-36.33	Peak	0.00	400	Horizontal	Pass
1**	1442.900	28.54	-17.24	54.0	-25.46	AV	0.00	400	Horizontal	Pass
2	4376.750	48.14	-3.99	74.0	-25.86	Peak	31.00	100	Horizontal	Pass
2**	4376.750	39.18	-3.99	54.0	-14.82	AV	31.00	100	Horizontal	Pass
3	5705.250	101.22	-2.77	--	--	Peak	159.00	150	Horizontal	N/A
3**	5705.250	92.93	-2.77	--	--	AV	159.00	150	Horizontal	N/A
4	7516.250	52.80	0.94	74.0	-21.20	Peak	167.00	300	Horizontal	Pass
4**	7516.250	44.66	0.94	54.0	-9.34	AV	167.00	300	Horizontal	Pass
5	12282.362	49.38	-2.60	74.0	-24.62	Peak	88.00	100	Horizontal	Pass
5**	12282.362	39.81	-2.60	54.0	-14.19	AV	88.00	100	Horizontal	Pass
6	16184.549	50.99	-0.45	74.0	-23.01	Peak	7.00	100	Horizontal	Pass
6**	16184.549	41.90	-0.45	54.0	-12.10	AV	7.00	100	Horizontal	Pass

11n40, U-NII-2C&U-NII-3, 1 GHz to 18 GHz, 142 Channel, ANT V

No.	Frequency (MHz)	Results (dBuV/m)	Factor (dB)	Limit (dBuV/m)	Over Limit (dB)	Detector	Table (Degree)	Height (cm)	Antenna	Verdict
1	1499.800	38.44	-17.29	74.0	-35.56	Peak	295.00	100	Vertical	Pass
1**	1499.800	31.01	-17.29	54.0	-22.99	AV	295.00	100	Vertical	Pass
2	4288.250	48.42	-4.45	74.0	-25.58	Peak	0.00	200	Vertical	Pass
2**	4288.250	38.40	-4.45	54.0	-15.60	AV	0.00	200	Vertical	Pass
3	5706.000	94.09	-2.73	--	--	Peak	81.00	150	Vertical	N/A
3**	5706.000	85.72	-2.73	--	--	AV	81.00	150	Vertical	N/A
4	7714.500	53.60	0.99	74.0	-20.40	Peak	339.00	100	Vertical	Pass
4**	7714.500	43.27	0.99	54.0	-10.73	AV	339.00	100	Vertical	Pass
5	12457.875	49.37	-2.20	74.0	-24.63	Peak	317.00	150	Vertical	Pass
5**	12457.875	40.81	-2.20	54.0	-13.19	AV	317.00	150	Vertical	Pass
6	16165.650	51.60	-0.46	74.0	-22.40	Peak	179.00	200	Vertical	Pass
6**	16165.650	42.60	-0.46	54.0	-11.40	AV	179.00	200	Vertical	Pass

11ac20, U-NII-2C&U-NII-3, 1 GHz to 18 GHz, 144 Channel, ANT H

No.	Frequency (MHz)	Results (dBuV/m)	Factor (dB)	Limit (dBuV/m)	Over Limit (dB)	Detector	Table (Degree)	Height (cm)	Antenna	Verdict
1	1468.700	37.87	-17.44	74.0	-36.13	Peak	246.00	400	Horizontal	Pass
1**	1468.700	29.21	-17.44	54.0	-24.79	AV	246.00	400	Horizontal	Pass
2	3813.250	47.69	-6.49	74.0	-26.31	Peak	13.00	400	Horizontal	Pass
2**	3813.250	41.99	-6.49	54.0	-12.01	AV	13.00	400	Horizontal	Pass
3	5721.500	104.20	-2.86	--	--	Peak	152.00	100	Horizontal	N/A
3**	5721.500	96.94	-2.86	--	--	AV	152.00	100	Horizontal	N/A
4	7457.250	53.50	1.14	74.0	-20.50	Peak	194.00	300	Horizontal	Pass
4**	7457.250	44.13	1.14	54.0	-9.87	AV	194.00	300	Horizontal	Pass
5	12411.800	49.88	-2.73	74.0	-24.12	Peak	160.00	200	Horizontal	Pass
5**	12411.800	40.03	-2.73	54.0	-13.97	AV	160.00	200	Horizontal	Pass
6	16191.638	51.52	-0.44	74.0	-22.48	Peak	268.00	100	Horizontal	Pass
6**	16191.638	42.73	-0.44	54.0	-11.27	AV	268.00	100	Horizontal	Pass

11a20, U-NII-2C&U-NII-3, 1 GHz to 18 GHz, 144 Channel, ANT V

No.	Frequency (MHz)	Results (dBuV/m)	Factor (dB)	Limit (dBuV/m)	Over Limit (dB)	Detector	Table (Degree)	Height (cm)	Antenna	Verdict
1	1499.900	39.05	-17.30	74.0	-34.95	Peak	293.00	300	Vertical	Pass
1**	1499.900	28.85	-17.30	54.0	-25.15	AV	293.00	300	Vertical	Pass
2	4289.250	48.00	-4.56	74.0	-26.00	Peak	223.00	200	Vertical	Pass
2**	4289.250	39.35	-4.56	54.0	-14.65	AV	223.00	200	Vertical	Pass
3	5718.750	97.15	-2.66	--	--	Peak	75.00	100	Vertical	N/A
3**	5718.750	90.83	-2.66	--	--	AV	75.00	100	Vertical	N/A
4	7567.000	52.82	-0.01	74.0	-21.18	Peak	58.00	100	Vertical	Pass
4**	7567.000	43.38	-0.01	54.0	-10.62	AV	58.00	100	Vertical	Pass
5	12533.401	50.11	-2.24	74.0	-23.89	Peak	229.00	100	Vertical	Pass
5**	12533.401	39.29	-2.24	54.0	-14.71	AV	229.00	100	Vertical	Pass
6	16171.688	52.40	-0.45	74.0	-21.60	Peak	93.00	200	Vertical	Pass
6**	16171.688	42.33	-0.45	54.0	-11.67	AV	93.00	200	Vertical	Pass

11ac40, U-NII-2C&U-NII-3, 1 GHz to 18 GHz, 142 Channel, ANT H

No.	Frequency (MHz)	Results (dBuV/m)	Factor (dB)	Limit (dBuV/m)	Over Limit (dB)	Detector	Table (Degree)	Height (cm)	Antenna	Verdict
1	1492.800	37.94	-17.44	74.0	-36.06	Peak	76.00	400	Horizontal	Pass
1**	1492.800	29.19	-17.44	54.0	-24.81	AV	76.00	400	Horizontal	Pass
2	4372.000	48.23	-4.21	74.0	-25.77	Peak	50.00	100	Horizontal	Pass
2**	4372.000	39.35	-4.21	54.0	-14.65	AV	50.00	100	Horizontal	Pass
3	5705.250	100.71	-2.77	--	--	Peak	156.00	100	Horizontal	N/A
3**	5705.250	94.00	-2.77	--	--	AV	156.00	100	Horizontal	N/A
4	7704.250	53.26	1.92	74.0	-20.74	Peak	312.00	300	Horizontal	Pass
4**	7704.250	44.15	1.92	54.0	-9.85	AV	312.00	300	Horizontal	Pass
5	12679.700	49.54	-2.32	74.0	-24.46	Peak	303.00	100	Horizontal	Pass
5**	12679.700	40.22	-2.32	54.0	-13.78	AV	303.00	100	Horizontal	Pass
6	16010.776	51.32	-0.14	74.0	-22.68	Peak	33.00	300	Horizontal	Pass
6**	16010.776	41.48	-0.14	54.0	-12.52	AV	33.00	300	Horizontal	Pass

11ac40, U-NII-2C&U-NII-3, 1 GHz to 18 GHz, 142 Channel, ANT V

No.	Frequency (MHz)	Results (dBuV/m)	Factor (dB)	Limit (dBuV/m)	Over Limit (dB)	Detector	Table (Degree)	Height (cm)	Antenna	Verdict
1	1494.200	38.49	-17.51	74.0	-35.51	Peak	32.00	300	Vertical	Pass
1**	1494.200	27.89	-17.51	54.0	-26.11	AV	32.00	300	Vertical	Pass
2	4389.500	48.59	-4.20	74.0	-25.41	Peak	39.00	300	Vertical	Pass
2**	4389.500	39.52	-4.20	54.0	-14.48	AV	39.00	300	Vertical	Pass
3	5713.750	93.87	-2.73	--	--	Peak	221.00	200	Vertical	N/A
3**	5713.750	86.21	-2.73	--	--	AV	221.00	200	Vertical	N/A
4	7462.000	52.82	1.11	74.0	-21.18	Peak	0.00	400	Vertical	Pass
4**	7462.000	43.61	1.11	54.0	-10.39	AV	0.00	400	Vertical	Pass
5	11412.400	49.61	-4.13	74.0	-24.39	Peak	121.00	150	Vertical	Pass
5**	11412.400	39.95	-4.13	54.0	-14.05	AV	121.00	150	Vertical	Pass
6	15703.912	51.57	0.02	74.0	-22.43	Peak	58.00	300	Vertical	Pass
6**	15703.912	41.71	0.02	54.0	-12.29	AV	58.00	300	Vertical	Pass

11ac80, U-NII-2C&U-NII-3, 1 GHz to 18 GHz, 138 Channel, ANT H

No.	Frequency (MHz)	Results (dBuV/m)	Factor (dB)	Limit (dBuV/m)	Over Limit (dB)	Detector	Table (Degree)	Height (cm)	Antenna	Verdict
1	1484.800	37.63	-17.31	74.0	-36.37	Peak	163.00	100	Horizontal	Pass
1**	1484.800	28.56	-17.31	54.0	-25.44	AV	163.00	100	Horizontal	Pass
2	4222.500	48.61	-5.38	74.0	-25.39	Peak	216.00	400	Horizontal	Pass
2**	4222.500	38.08	-5.38	54.0	-15.92	AV	216.00	400	Horizontal	Pass
3	5700.750	97.10	-2.90	--	--	Peak	164.00	100	Horizontal	N/A
3**	5700.750	88.19	-2.90	--	--	AV	164.00	100	Horizontal	N/A
4	7454.250	52.96	1.15	74.0	-21.04	Peak	164.00	100	Horizontal	Pass
4**	7454.250	45.22	1.15	54.0	-8.78	AV	164.00	100	Horizontal	Pass
5	12542.425	49.37	-2.18	74.0	-24.63	Peak	73.00	150	Horizontal	Pass
5**	12542.425	38.95	-2.18	54.0	-15.05	AV	73.00	150	Horizontal	Pass
6	16184.025	51.17	-0.45	74.0	-22.83	Peak	328.00	100	Horizontal	Pass
6**	16184.025	42.72	-0.45	54.0	-11.28	AV	328.00	100	Horizontal	Pass

11ac80, U-NII-2C&U-NII-3, 1 GHz to 18 GHz, 138 Channel, ANT V

No.	Frequency (MHz)	Results (dBuV/m)	Factor (dB)	Limit (dBuV/m)	Over Limit (dB)	Detector	Table (Degree)	Height (cm)	Antenna	Verdict
1	1495.400	40.14	-17.41	74.0	-33.86	Peak	291.00	300	Vertical	Pass
1**	1495.400	30.20	-17.41	54.0	-23.80	AV	291.00	300	Vertical	Pass
2	4363.750	48.42	-4.20	74.0	-25.58	Peak	56.00	100	Vertical	Pass
2**	4363.750	39.33	-4.20	54.0	-14.67	AV	56.00	100	Vertical	Pass
3	5712.500	91.11	-2.74	--	--	Peak	229.00	200	Vertical	N/A
3**	5712.500	82.05	-2.74	--	--	AV	229.00	200	Vertical	N/A
4	7687.750	54.06	1.58	74.0	-19.94	Peak	117.00	100	Vertical	Pass
4**	7687.750	43.52	1.58	54.0	-10.48	AV	117.00	100	Vertical	Pass
5	12437.925	49.46	-2.34	74.0	-24.54	Peak	266.00	150	Vertical	Pass
5**	12437.925	41.04	-2.34	54.0	-12.96	AV	266.00	150	Vertical	Pass
6	16028.625	50.52	-0.12	74.0	-23.48	Peak	19.00	300	Vertical	Pass
6**	16028.625	41.65	-0.12	54.0	-12.35	AV	19.00	300	Vertical	Pass

A.6.2 Band Edge (Restricted-band)

Test Band	Mode	Channel	Verdict
U-NII-1	802.11a	Low	Pass
		High	Pass
	802.11n(HT20)	Low	Pass
		High	Pass
	802.11n(HT40)	Low	Pass
		High	Pass
	802.11ac(VHT20)	Low	Pass
		High	Pass
	802.11ac(VHT40)	Low	Pass
		High	Pass
802.11ac(VHT80)	Middle	Pass	
U-NII-2A	802.11a	Low	Pass
		High	Pass
	802.11n(HT20)	Low	Pass
		High	Pass
	802.11n(HT40)	Low	Pass
		High	Pass
	802.11ac(VHT20)	Low	Pass
		High	Pass
	802.11ac(VHT40)	Low	Pass
		High	Pass
802.11ac(VHT80)	Middle	Pass	
U-NII-2C	802.11a	Low	Pass
		High	Pass
	802.11n(HT20)	Low	Pass
		High	Pass
	802.11n(HT40)	Low	Pass
		High	Pass
	802.11ac(VHT20)	Low	Pass
		High	Pass
	802.11ac(VHT40)	Low	Pass
		High	Pass
802.11ac(VHT80)	Low	Pass	
	High	Pass	
U-NII-3	802.11a	Low	Pass
		High	Pass
	802.11n(HT20)	Low	Pass
		High	Pass
	802.11n(HT40)	Low	Pass
		High	Pass

	802.11ac(VHT20)	Low	Pass
		High	Pass
	802.11ac(VHT40)	Low	Pass
		High	Pass
	802.11ac(VHT80)	Middle	Pass

Test Band	Mode	Channel	Verdict
U-NII-2C & U-NII-3	802.11a	144	Pass
	802.11n(HT20)	144	Pass
	802.11n(HT40)	142	Pass
	802.11ac(VHT20)	144	Pass
	802.11ac(VHT40)	142	Pass
	802.11ac(VHT80)	138	Pass

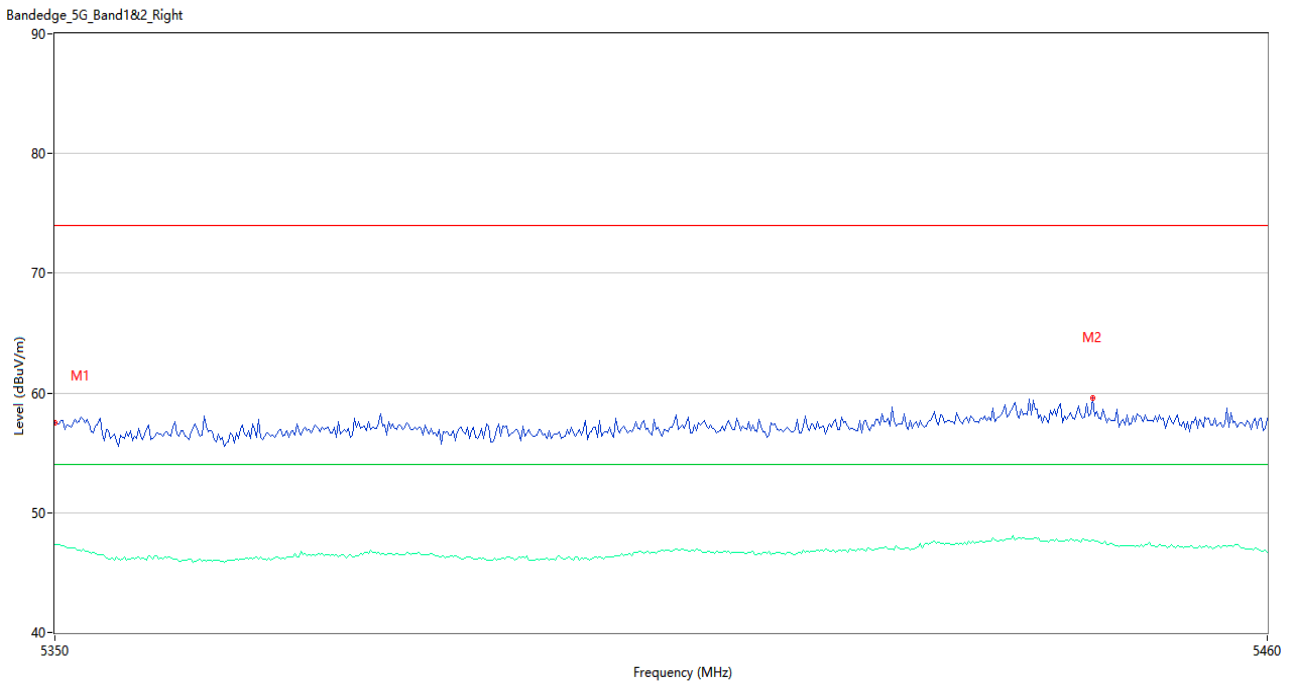
Test Data and Plots

U-NII-1 11a CH36



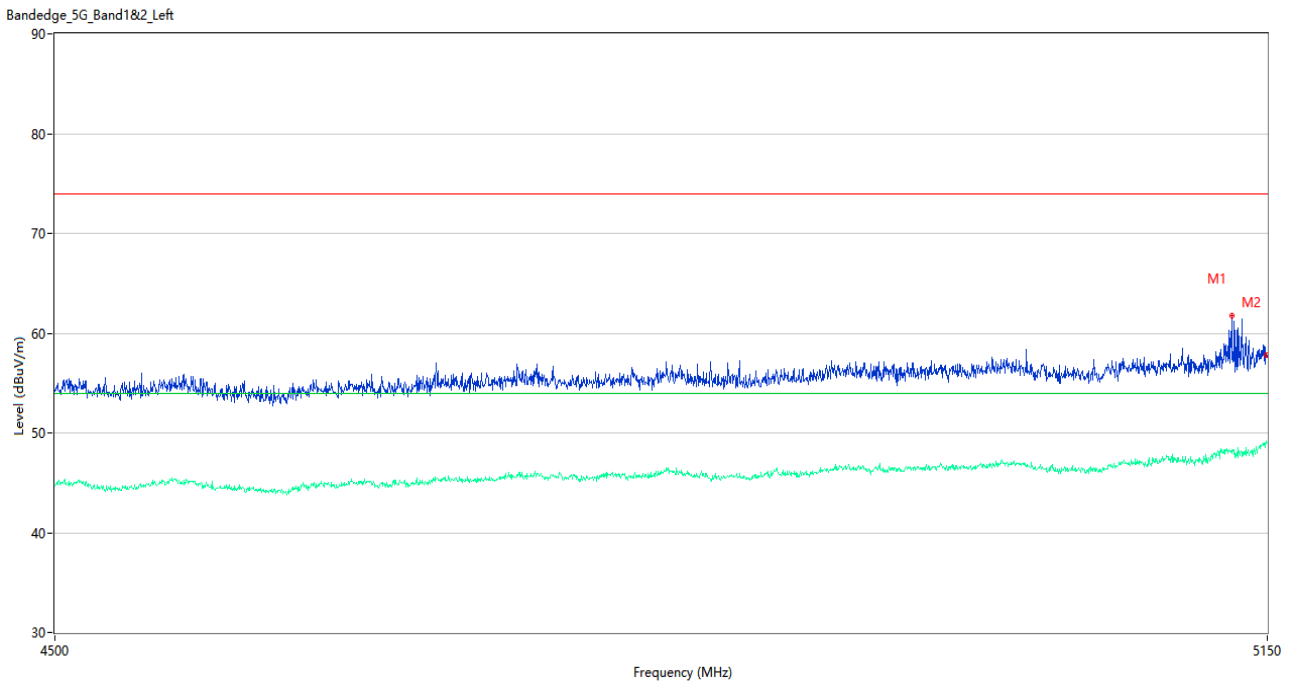
No.	Frequency (MHz)	Results (dBuV/m)	Factor (dB)	Limit (dBuV/m)	Over Limit (dB)	Detector	Table (Degree)	Height (cm)	Antenna	Verdict
1	5144.800	63.69	3.73	74.0	-10.31	Peak	176.00	150	Horizontal	Pass
1**	5144.800	48.51	3.73	54.0	-5.49	AV	176.00	150	Horizontal	Pass
2	5149.675	61.07	3.94	74.0	-12.93	Peak	170.00	150	Horizontal	Pass
2**	5149.675	49.45	3.94	54.0	-4.55	AV	170.00	150	Horizontal	Pass

U-NII-1 11a CH48



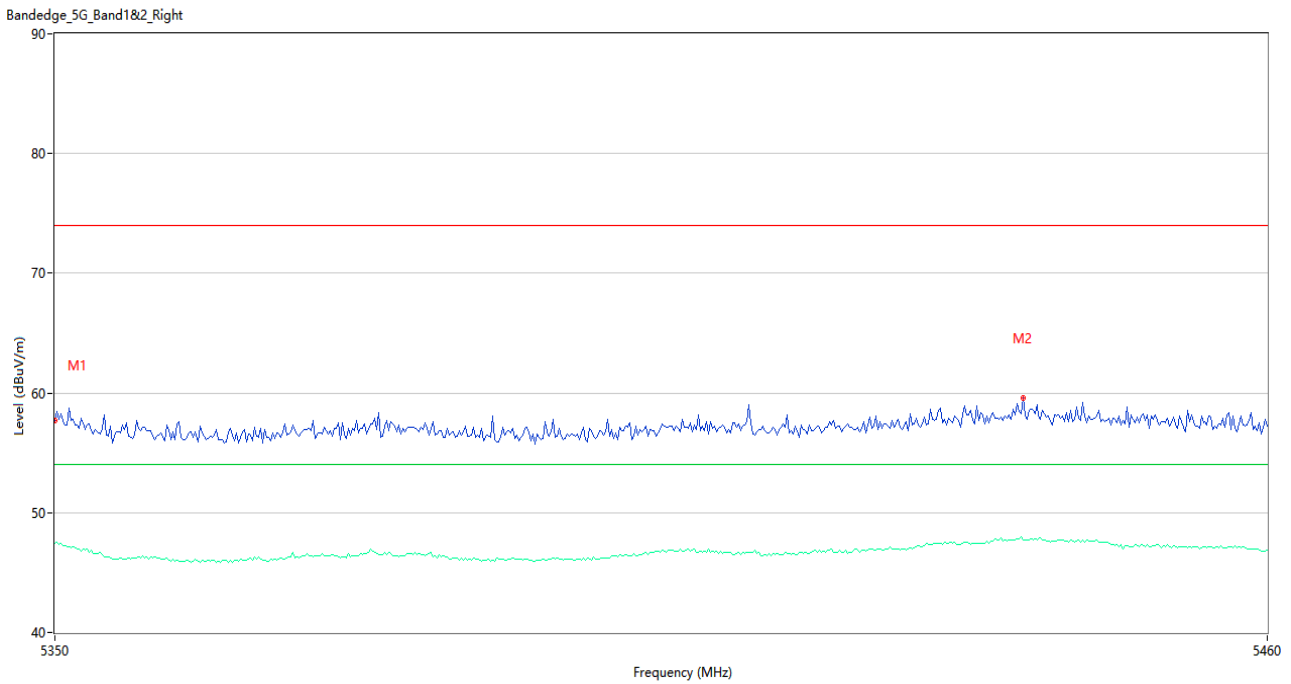
No.	Frequency (MHz)	Results (dBuV/m)	Factor (dB)	Limit (dBuV/m)	Over Limit (dB)	Detector	Table (Degree)	Height (cm)	Antenna	Verdict
1	5350.000	57.48	3.96	74.0	-16.52	Peak	332.00	100	Horizontal	Pass
1**	5350.000	47.35	3.96	54.0	-6.65	AV	332.00	100	Horizontal	Pass
2	5444.050	59.63	4.96	74.0	-14.37	Peak	314.00	200	Horizontal	Pass
2**	5444.050	47.72	4.96	54.0	-6.28	AV	314.00	200	Horizontal	Pass

U-NII-1 11n20 CH36



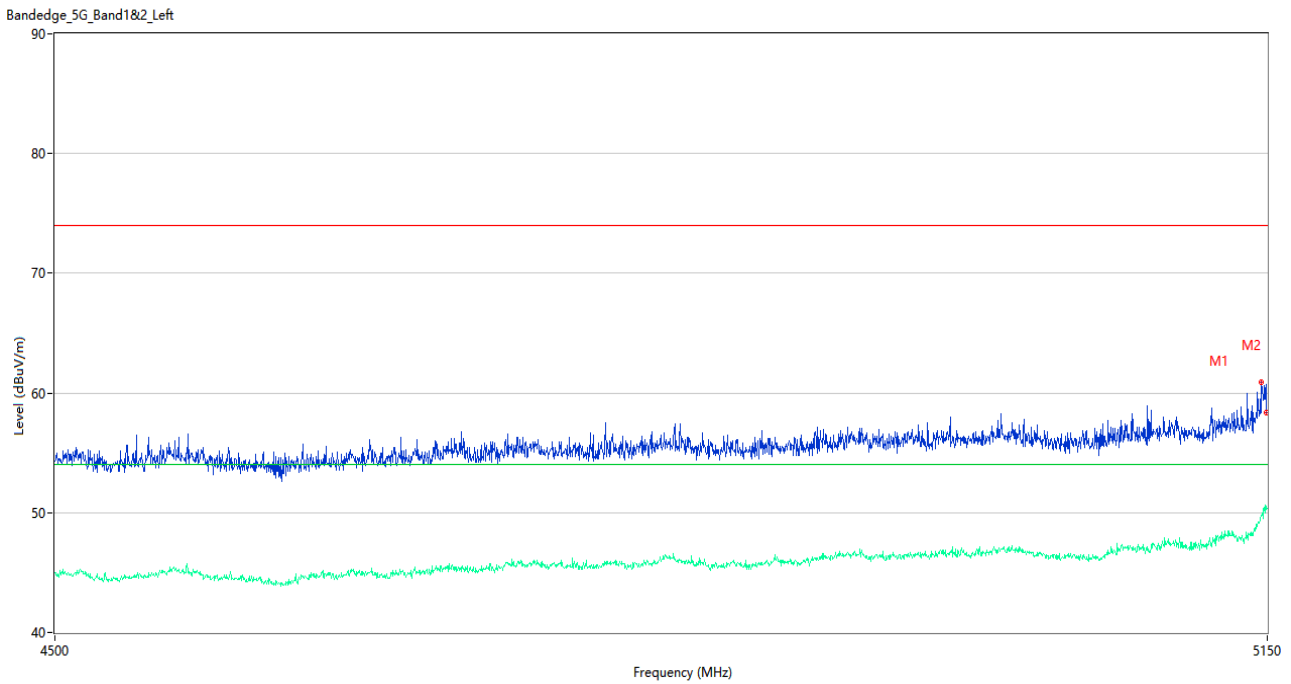
No.	Frequency (MHz)	Results (dBuV/m)	Factor (dB)	Limit (dBuV/m)	Over Limit (dB)	Detector	Table (Degree)	Height (cm)	Antenna	Verdict
1	5129.525	61.78	4.11	74.0	-12.22	Peak	179.00	200	Horizontal	Pass
1**	5129.525	47.95	4.11	54.0	-6.05	AV	179.00	200	Horizontal	Pass
2	5149.675	57.78	3.94	74.0	-16.22	Peak	193.00	150	Horizontal	Pass
2**	5149.675	49.20	3.94	54.0	-4.80	AV	193.00	150	Horizontal	Pass

U-NII-1 11n20 CH48



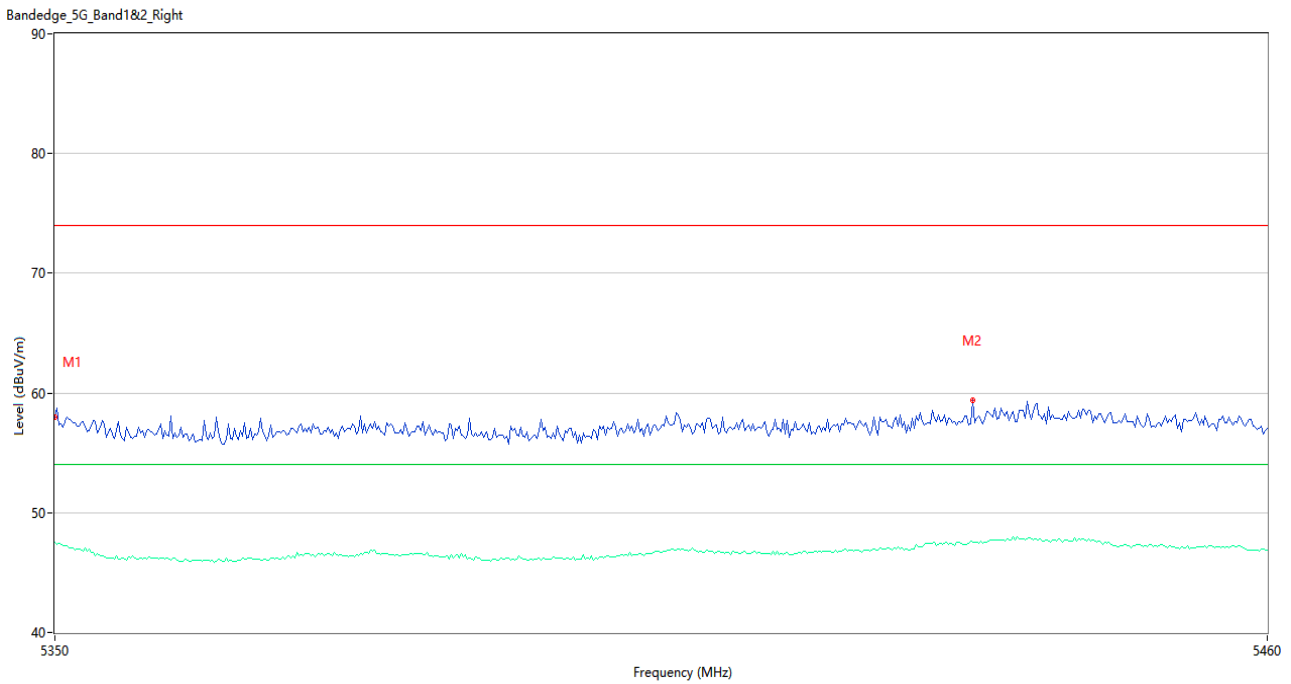
No.	Frequency (MHz)	Results (dBuV/m)	Factor (dB)	Limit (dBuV/m)	Over Limit (dB)	Detector	Table (Degree)	Height (cm)	Antenna	Verdict
1	5350.000	57.69	3.96	74.0	-16.31	Peak	175.00	150	Horizontal	Pass
1**	5350.000	47.41	3.96	54.0	-6.59	AV	175.00	150	Horizontal	Pass
2	5437.634	59.55	5.11	74.0	-14.45	Peak	113.00	200	Horizontal	Pass
2**	5437.634	47.76	5.11	54.0	-6.24	AV	113.00	200	Horizontal	Pass

U-NII-1 11n40 CH38



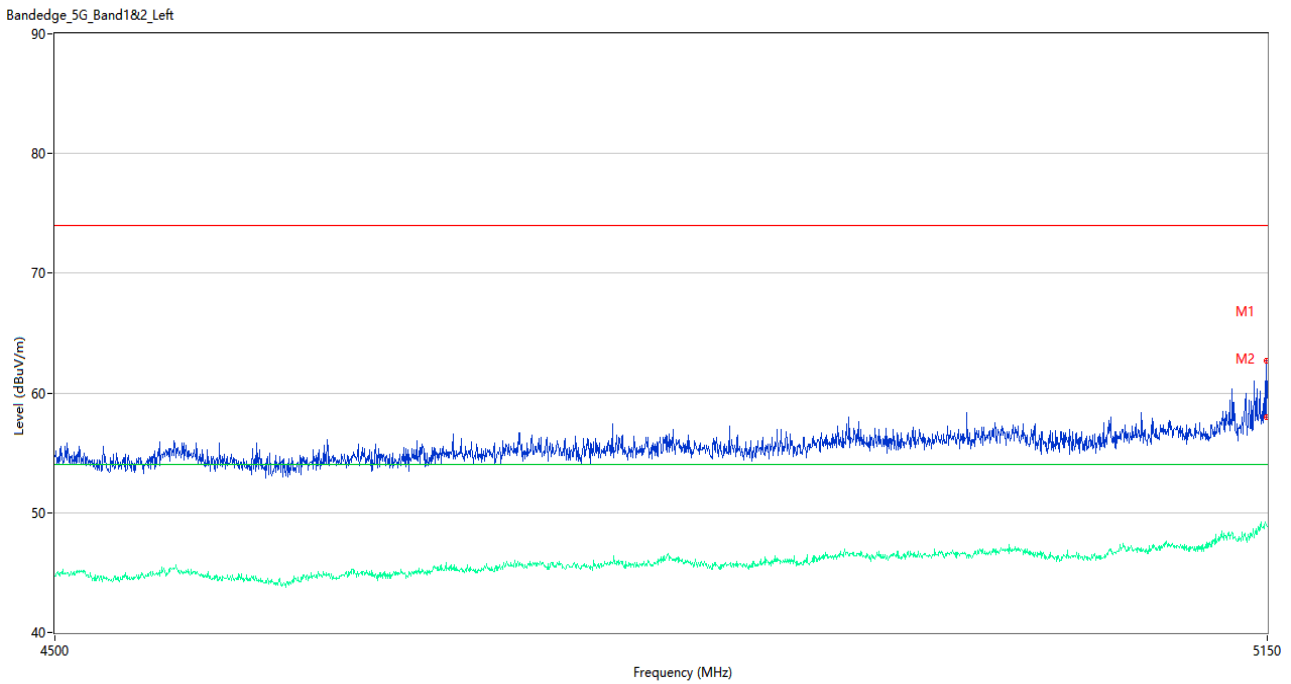
No.	Frequency (MHz)	Results (dBuV/m)	Factor (dB)	Limit (dBuV/m)	Over Limit (dB)	Detector	Table (Degree)	Height (cm)	Antenna	Verdict
1	5146.750	60.91	3.89	74.0	-13.09	Peak	161.00	100	Horizontal	Pass
1**	5146.750	49.71	3.89	54.0	-4.29	AV	161.00	100	Horizontal	Pass
2	5149.675	58.38	3.94	74.0	-15.62	Peak	259.00	100	Horizontal	Pass
2**	5149.675	50.57	3.94	54.0	-3.43	AV	259.00	100	Horizontal	Pass

U-NII-1 11n40 CH46



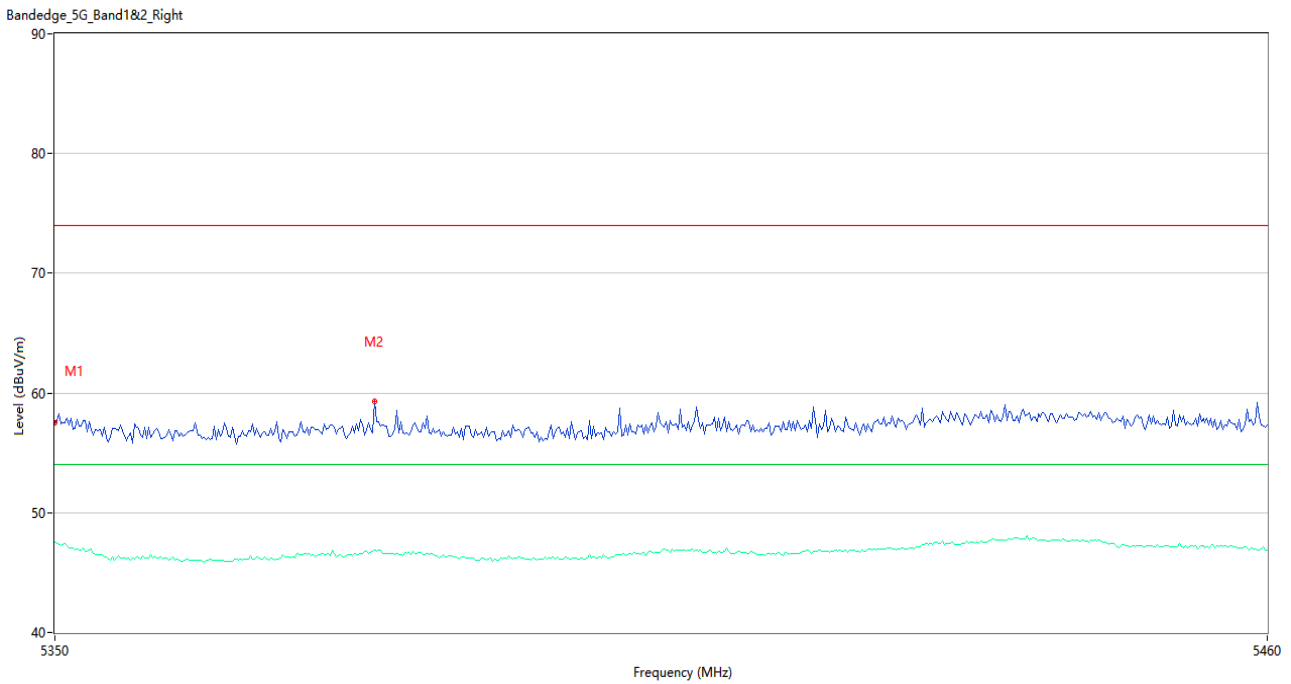
No.	Frequency (MHz)	Results (dBuV/m)	Factor (dB)	Limit (dBuV/m)	Over Limit (dB)	Detector	Table (Degree)	Height (cm)	Antenna	Verdict
1	5350.000	58.00	3.96	74.0	-16.00	Peak	0.00	200	Horizontal	Pass
1**	5350.000	47.56	3.96	54.0	-6.44	AV	0.00	200	Horizontal	Pass
2	5433.050	59.39	4.73	74.0	-14.61	Peak	41.00	150	Horizontal	Pass
2**	5433.050	47.51	4.73	54.0	-6.49	AV	41.00	150	Horizontal	Pass

U-NII-1 11ac20 CH36



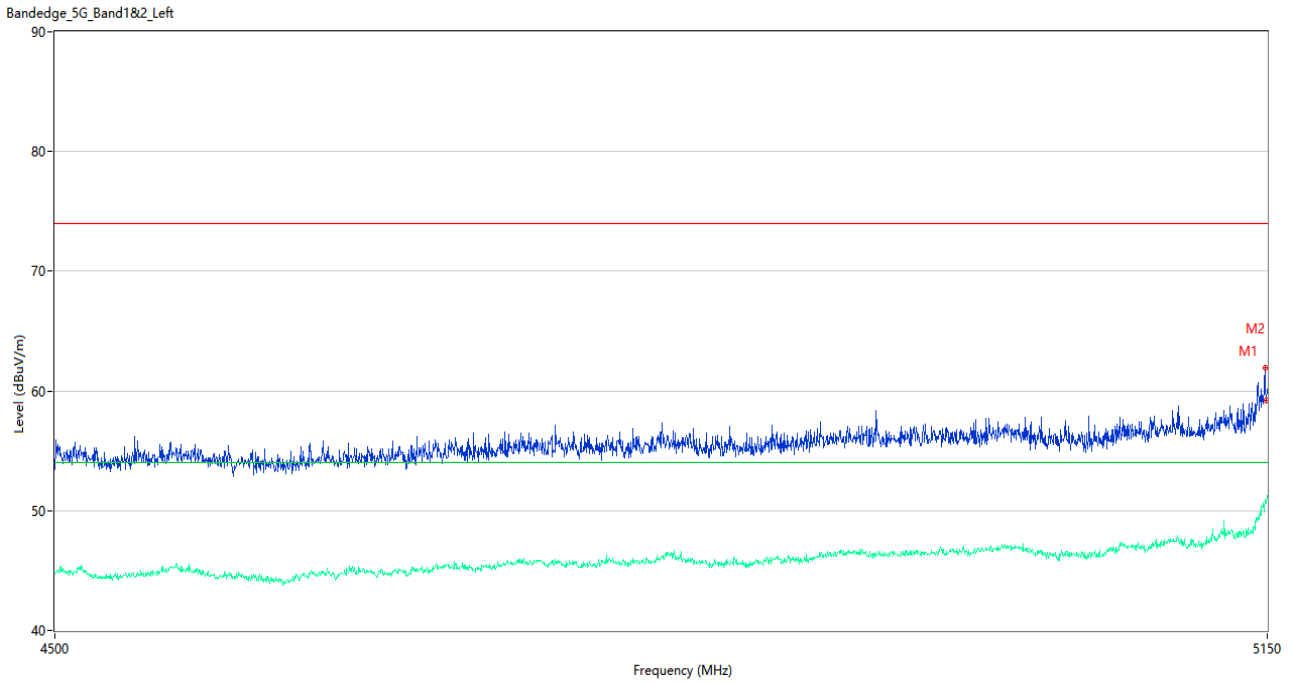
No.	Frequency (MHz)	Results (dBuV/m)	Factor (dB)	Limit (dBuV/m)	Over Limit (dB)	Detector	Table (Degree)	Height (cm)	Antenna	Verdict
1	5149.350	62.74	3.93	74.0	-11.26	Peak	142.00	100	Horizontal	Pass
1**	5149.350	49.00	3.93	54.0	-5.00	AV	142.00	100	Horizontal	Pass
2	5149.675	58.02	3.94	74.0	-15.98	Peak	264.00	150	Horizontal	Pass
2**	5149.675	49.09	3.94	54.0	-4.91	AV	264.00	150	Horizontal	Pass

U-NII-1 11ac20 CH48



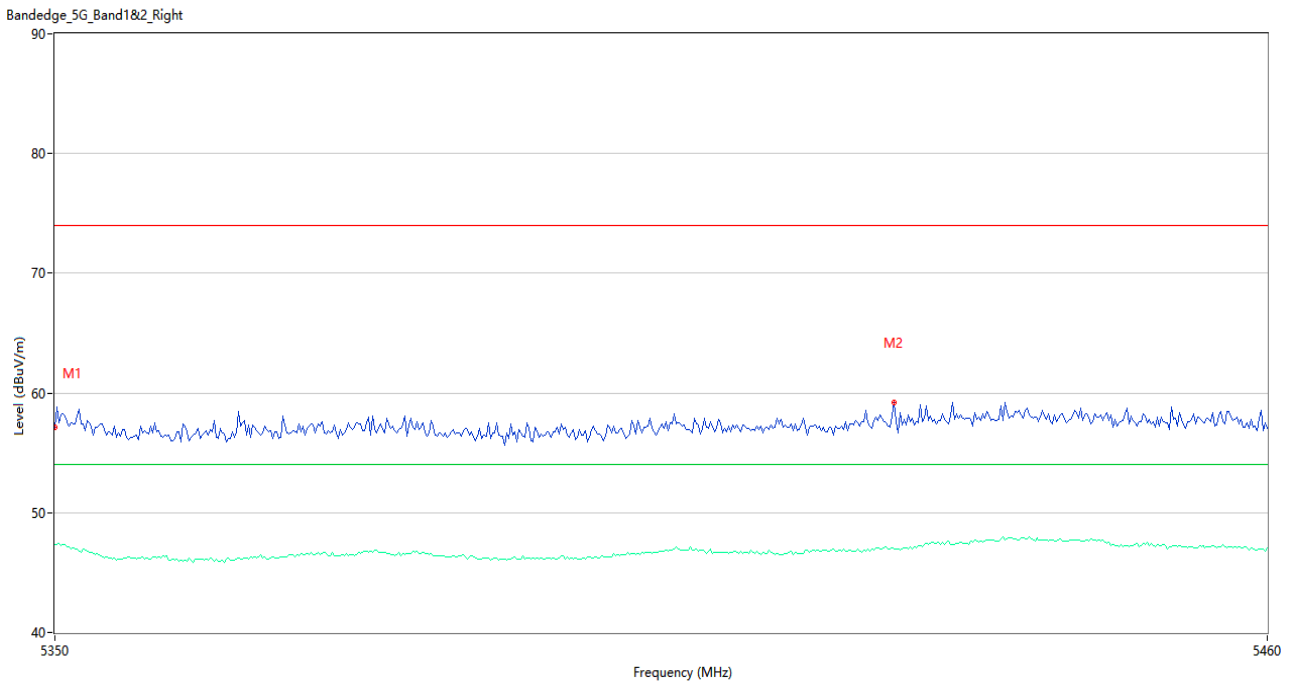
No.	Frequency (MHz)	Results (dBuV/m)	Factor (dB)	Limit (dBuV/m)	Over Limit (dB)	Detector	Table (Degree)	Height (cm)	Antenna	Verdict
1	5350.000	57.50	3.96	74.0	-16.50	Peak	245.00	150	Horizontal	Pass
1**	5350.000	47.52	3.96	54.0	-6.48	AV	245.00	150	Horizontal	Pass
2	5378.783	59.34	4.12	74.0	-14.66	Peak	273.00	200	Horizontal	Pass
2**	5378.783	46.88	4.12	54.0	-7.12	AV	273.00	200	Horizontal	Pass

U-NII-1 11ac40 CH38



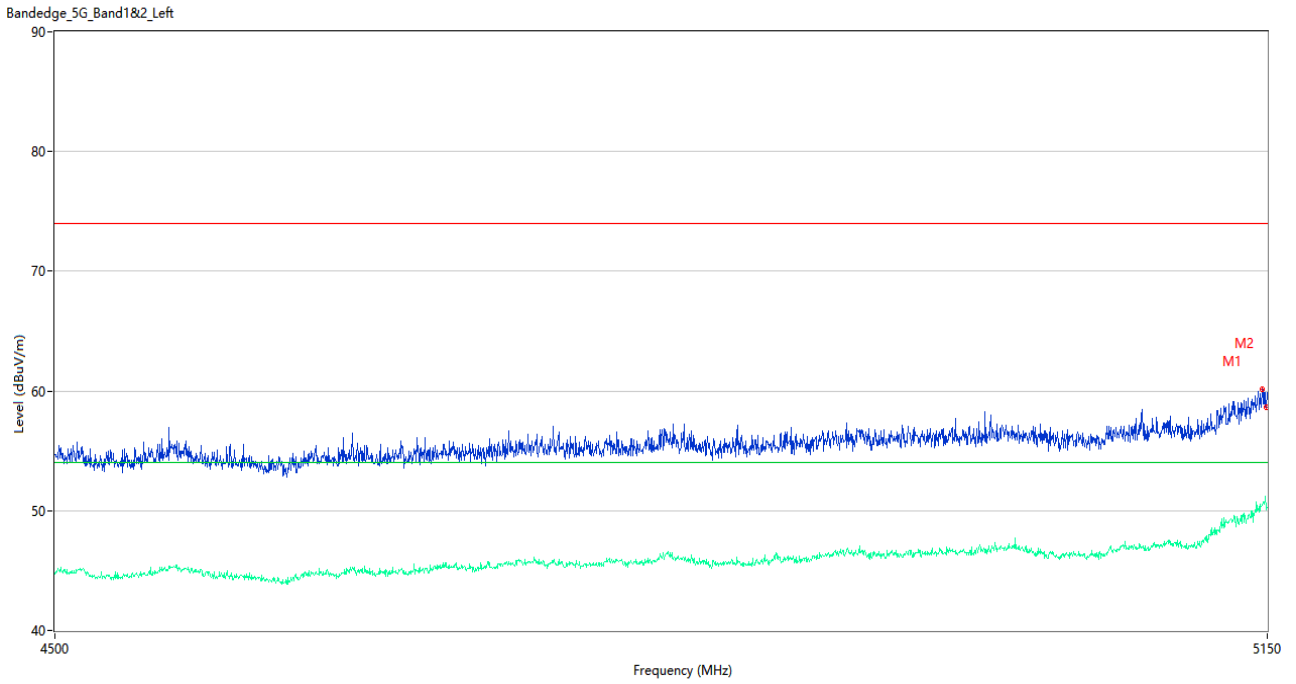
No.	Frequency (MHz)	Results (dBuV/m)	Factor (dB)	Limit (dBuV/m)	Over Limit (dB)	Detector	Table (Degree)	Height (cm)	Antenna	Verdict
1	5148.700	61.91	3.92	74.0	-12.09	Peak	158.00	100	Horizontal	Pass
1**	5148.700	50.69	3.92	54.0	-3.31	AV	158.00	100	Horizontal	Pass
2	5149.675	59.17	3.94	74.0	-14.83	Peak	158.00	200	Horizontal	Pass
2**	5149.675	50.63	3.94	54.0	-3.37	AV	158.00	200	Horizontal	Pass

U-NII-1 11ac40 CH46



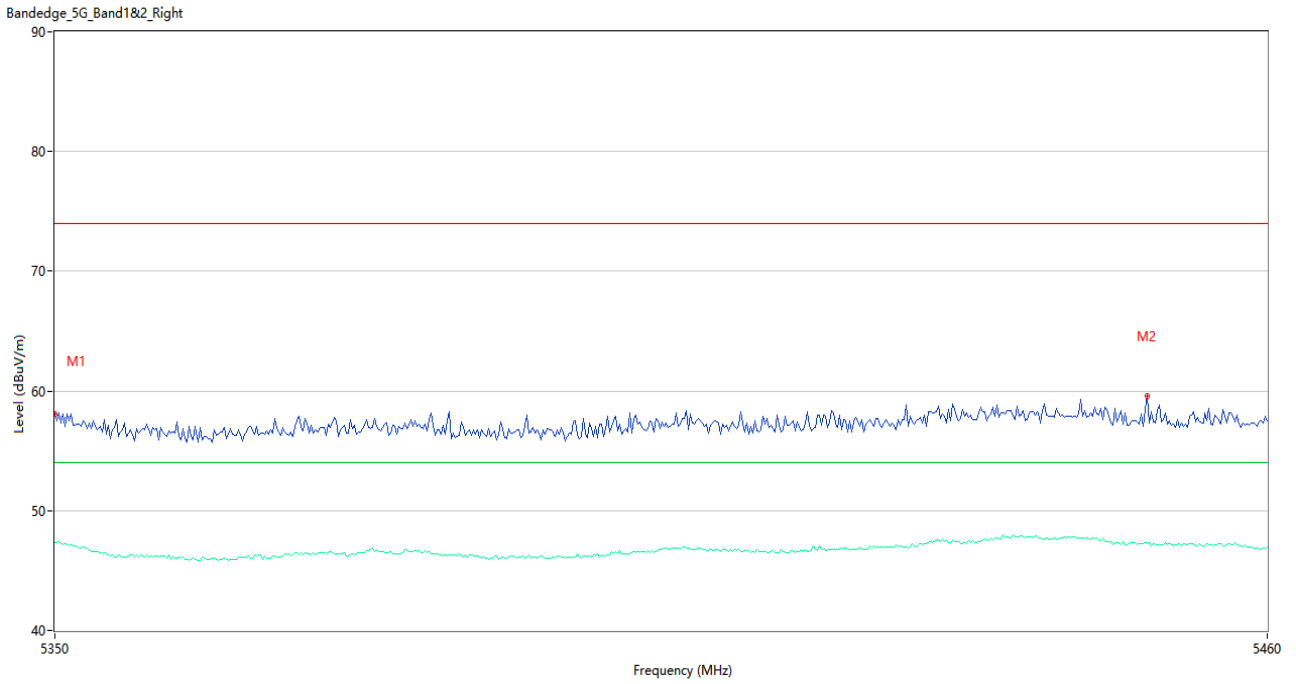
No.	Frequency (MHz)	Results (dBuV/m)	Factor (dB)	Limit (dBuV/m)	Over Limit (dB)	Detector	Table (Degree)	Height (cm)	Antenna	Verdict
1	5350.000	57.14	3.96	74.0	-16.86	Peak	103.00	100	Horizontal	Pass
1**	5350.000	47.34	3.96	54.0	-6.66	AV	103.00	100	Horizontal	Pass
2	5425.900	59.24	4.24	74.0	-14.76	Peak	266.00	100	Horizontal	Pass
2**	5425.900	46.95	4.24	54.0	-7.05	AV	266.00	100	Horizontal	Pass

U-NII-1 11ac80 CH42



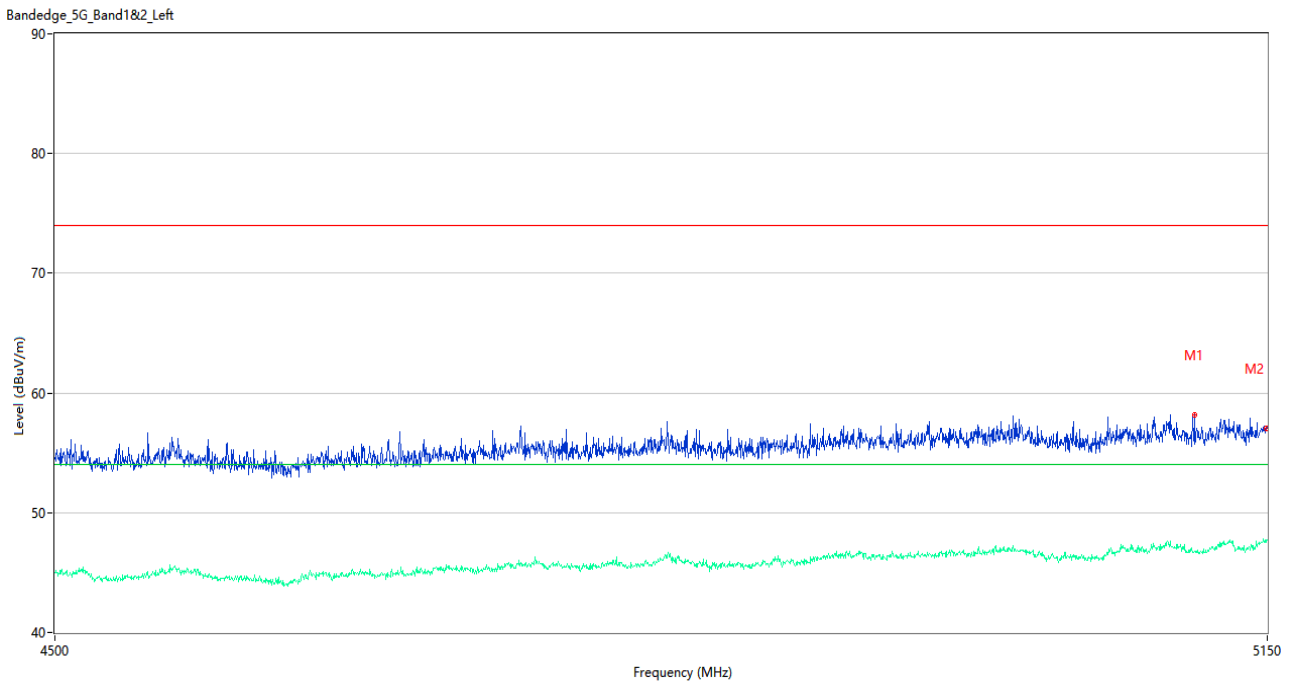
No.	Frequency (MHz)	Results (dBuV/m)	Factor (dB)	Limit (dBuV/m)	Over Limit (dB)	Detector	Table (Degree)	Height (cm)	Antenna	Verdict
1	5147.075	60.11	3.90	74.0	-13.89	Peak	139.00	100	Horizontal	Pass
1**	5147.075	50.43	3.90	54.0	-3.57	AV	139.00	100	Horizontal	Pass
2	5149.675	58.65	3.94	74.0	-15.35	Peak	175.00	200	Horizontal	Pass
2**	5149.675	50.06	3.94	54.0	-3.94	AV	175.00	200	Horizontal	Pass

U-NII-1 11ac80 CH42



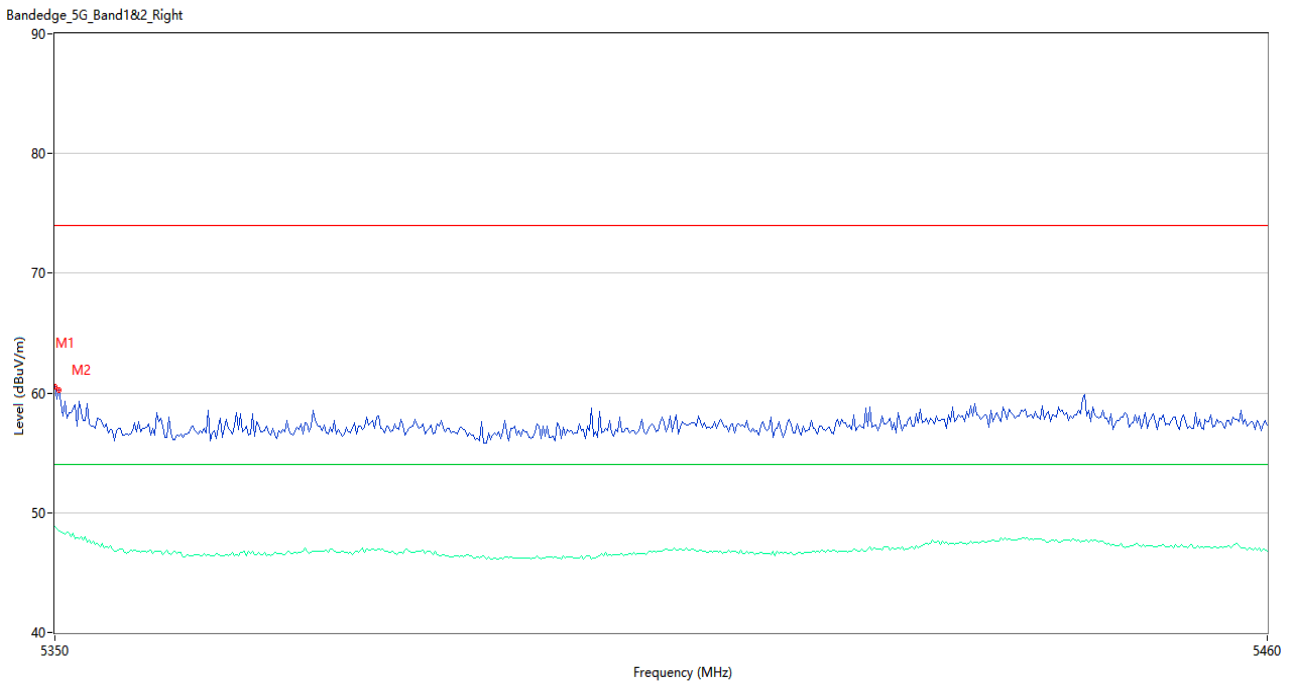
No.	Frequency (MHz)	Results (dBuV/m)	Factor (dB)	Limit (dBuV/m)	Over Limit (dB)	Detector	Table (Degree)	Height (cm)	Antenna	Verdict
1	5350.000	58.04	3.96	74.0	-15.96	Peak	79.00	100	Horizontal	Pass
1**	5350.000	47.31	3.96	54.0	-6.69	AV	79.00	100	Horizontal	Pass
2	5449.000	59.59	4.58	74.0	-14.41	Peak	31.00	100	Horizontal	Pass
2**	5449.000	47.29	4.58	54.0	-6.71	AV	31.00	100	Horizontal	Pass

U-NII-2A 11a CH52



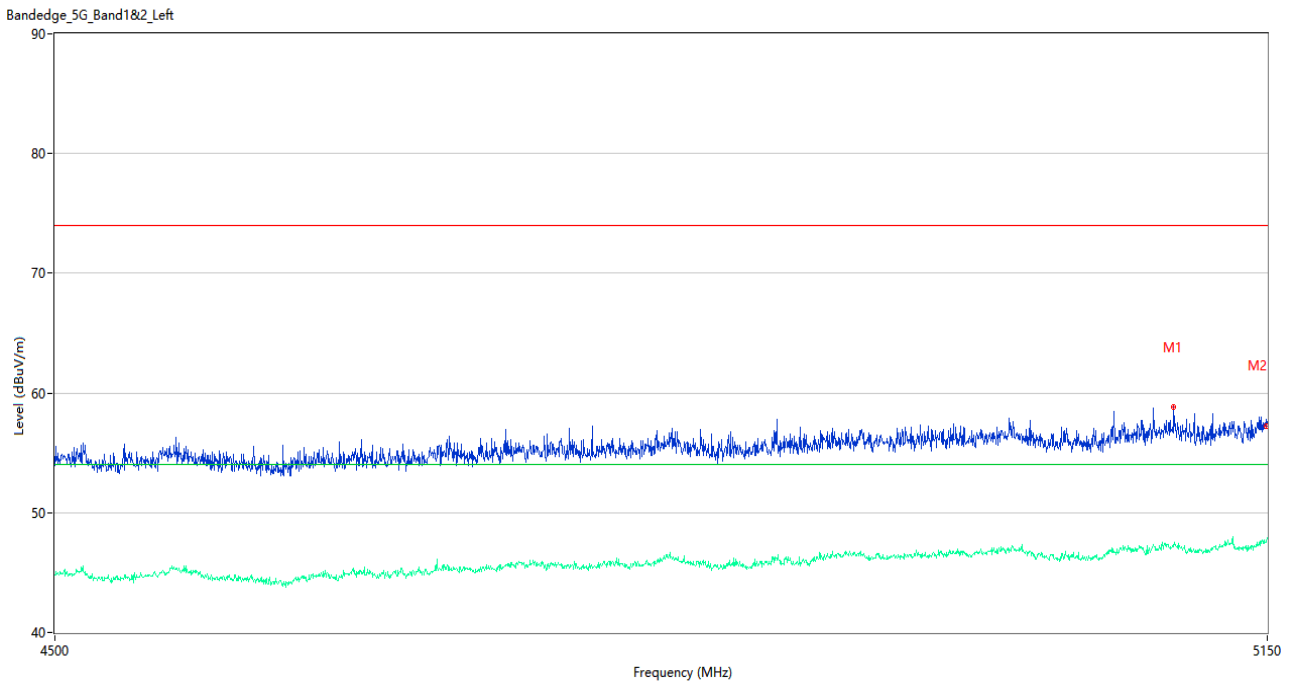
No.	Frequency (MHz)	Results (dBuV/m)	Factor (dB)	Limit (dBuV/m)	Over Limit (dB)	Detector	Table (Degree)	Height (cm)	Antenna	Verdict
1	5108.400	58.20	4.02	74.0	-15.80	Peak	33.00	150	Horizontal	Pass
1**	5108.400	46.74	4.02	54.0	-7.26	AV	33.00	150	Horizontal	Pass
2	5149.675	57.06	3.94	74.0	-16.94	Peak	240.00	150	Horizontal	Pass
2**	5149.675	47.55	3.94	54.0	-6.45	AV	240.00	150	Horizontal	Pass

U-NII-2A 11a CH64



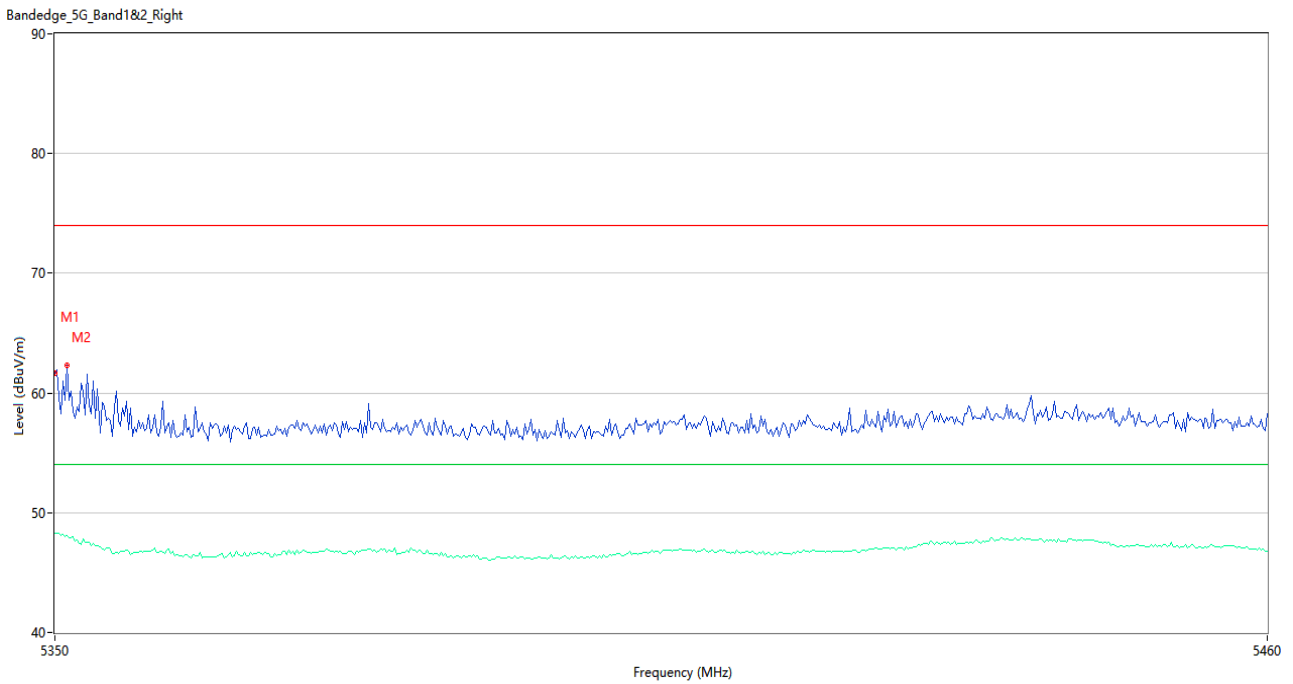
No.	Frequency (MHz)	Results (dBuV/m)	Factor (dB)	Limit (dBuV/m)	Over Limit (dB)	Detector	Table (Degree)	Height (cm)	Antenna	Verdict
1	5350.000	60.57	3.96	74.0	-13.43	Peak	179.00	150	Horizontal	Pass
1**	5350.000	48.82	3.96	54.0	-5.18	AV	179.00	150	Horizontal	Pass
2	5350.367	60.28	3.96	74.0	-13.72	Peak	175.00	100	Horizontal	Pass
2**	5350.367	48.47	3.96	54.0	-5.53	AV	175.00	100	Horizontal	Pass

U-NII-2A 11n20 CH52



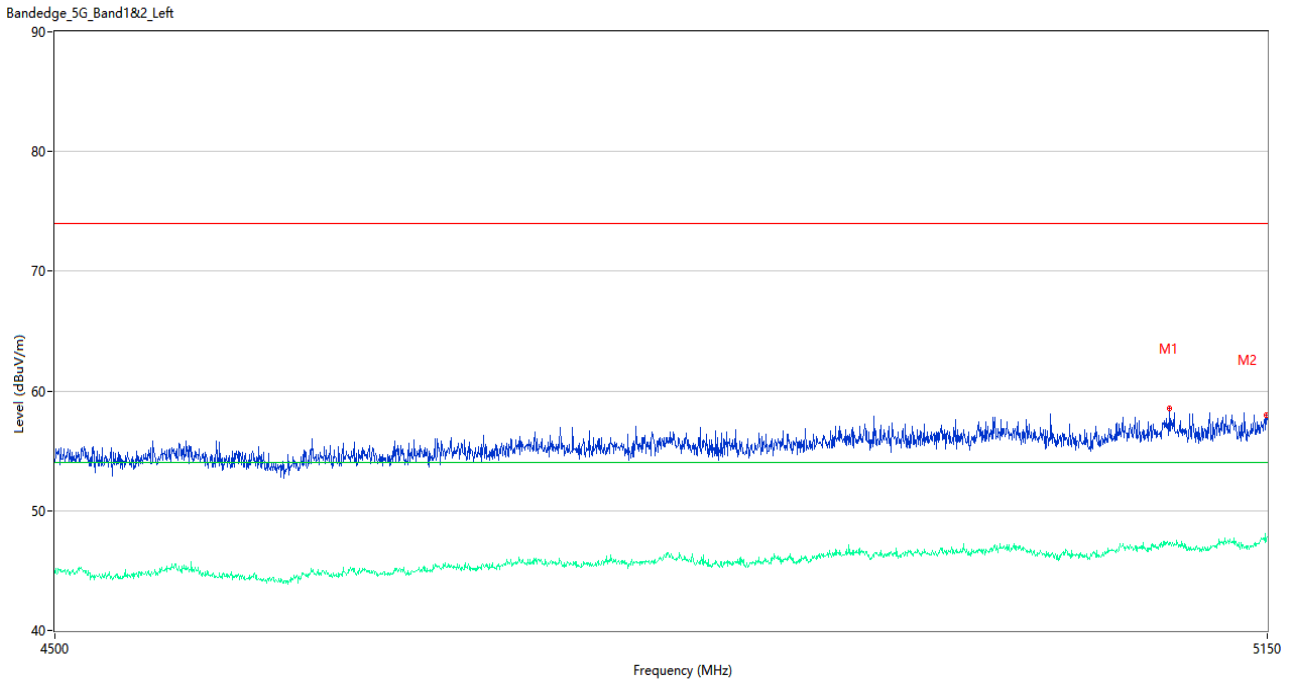
No.	Frequency (MHz)	Results (dBuV/m)	Factor (dB)	Limit (dBuV/m)	Over Limit (dB)	Detector	Table (Degree)	Height (cm)	Antenna	Verdict
1	5096.700	58.85	4.16	74.0	-15.15	Peak	339.00	100	Horizontal	Pass
1**	5096.700	47.12	4.16	54.0	-6.88	AV	339.00	100	Horizontal	Pass
2	5149.675	57.27	3.94	74.0	-16.73	Peak	20.00	150	Horizontal	Pass
2**	5149.675	47.65	3.94	54.0	-6.35	AV	20.00	150	Horizontal	Pass

U-NII-2A 11n20 CH64



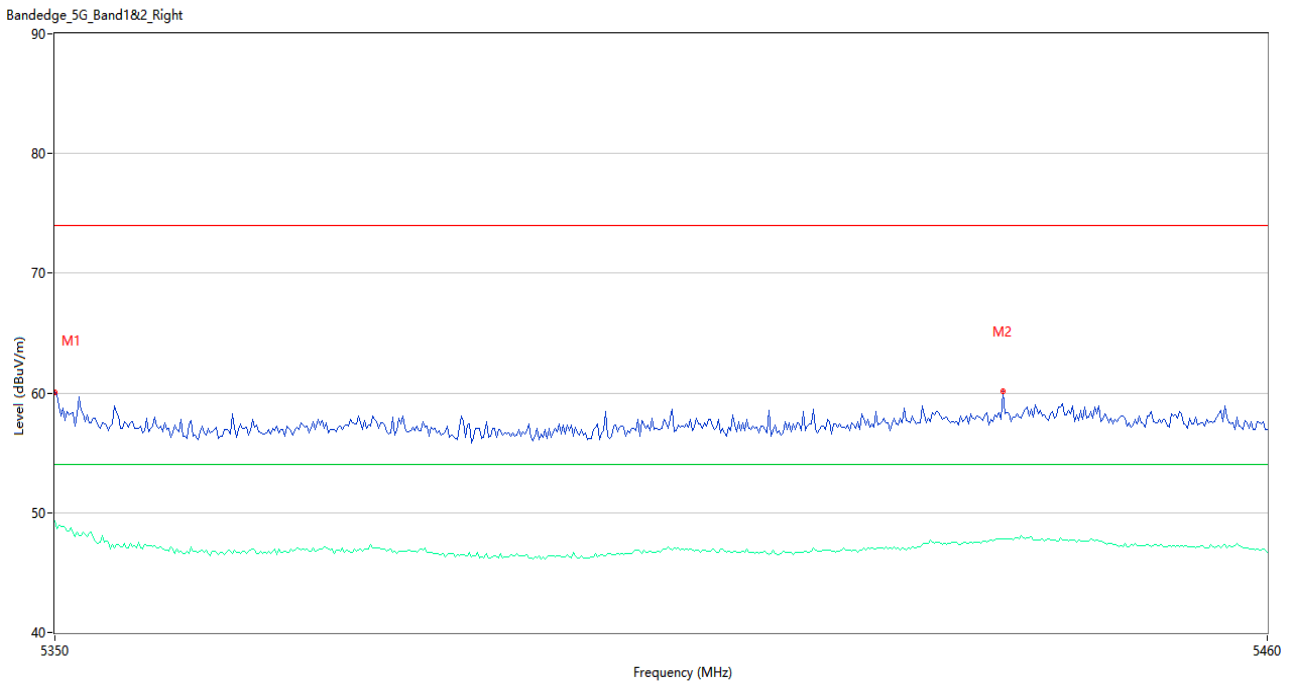
No.	Frequency (MHz)	Results (dBuV/m)	Factor (dB)	Limit (dBuV/m)	Over Limit (dB)	Detector	Table (Degree)	Height (cm)	Antenna	Verdict
1	5350.000	61.66	3.96	74.0	-12.34	Peak	180.00	200	Horizontal	Pass
1**	5350.000	48.28	3.96	54.0	-5.72	AV	180.00	200	Horizontal	Pass
2	5351.100	62.28	3.95	74.0	-11.72	Peak	172.00	200	Horizontal	Pass
2**	5351.100	48.09	3.95	54.0	-5.91	AV	172.00	200	Horizontal	Pass

U-NII-2A 11n40 CH54



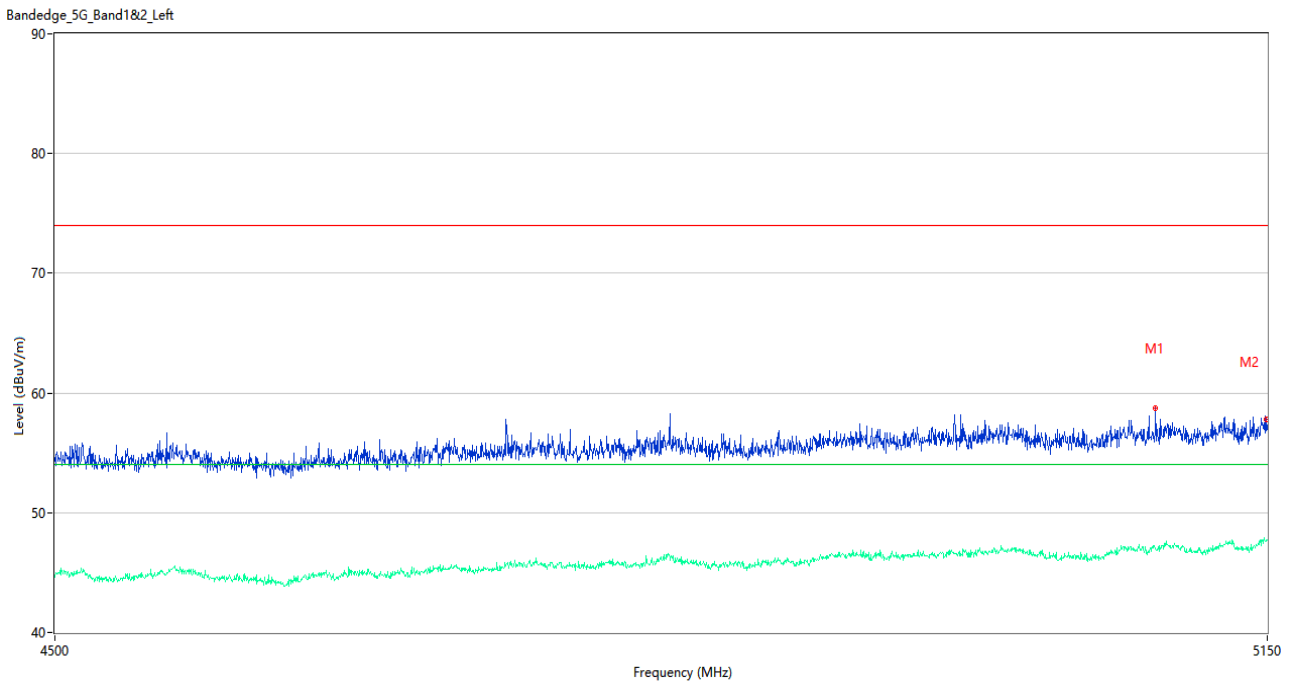
No.	Frequency (MHz)	Results (dBuV/m)	Factor (dB)	Limit (dBuV/m)	Over Limit (dB)	Detector	Table (Degree)	Height (cm)	Antenna	Verdict
1	5094.425	58.56	4.18	74.0	-15.44	Peak	312.00	150	Horizontal	Pass
1**	5094.425	47.16	4.18	54.0	-6.84	AV	312.00	150	Horizontal	Pass
2	5149.675	58.02	3.94	74.0	-15.98	Peak	222.00	100	Horizontal	Pass
2**	5149.675	47.74	3.94	54.0	-6.26	AV	222.00	100	Horizontal	Pass

U-NII-2A 11n40 CH62



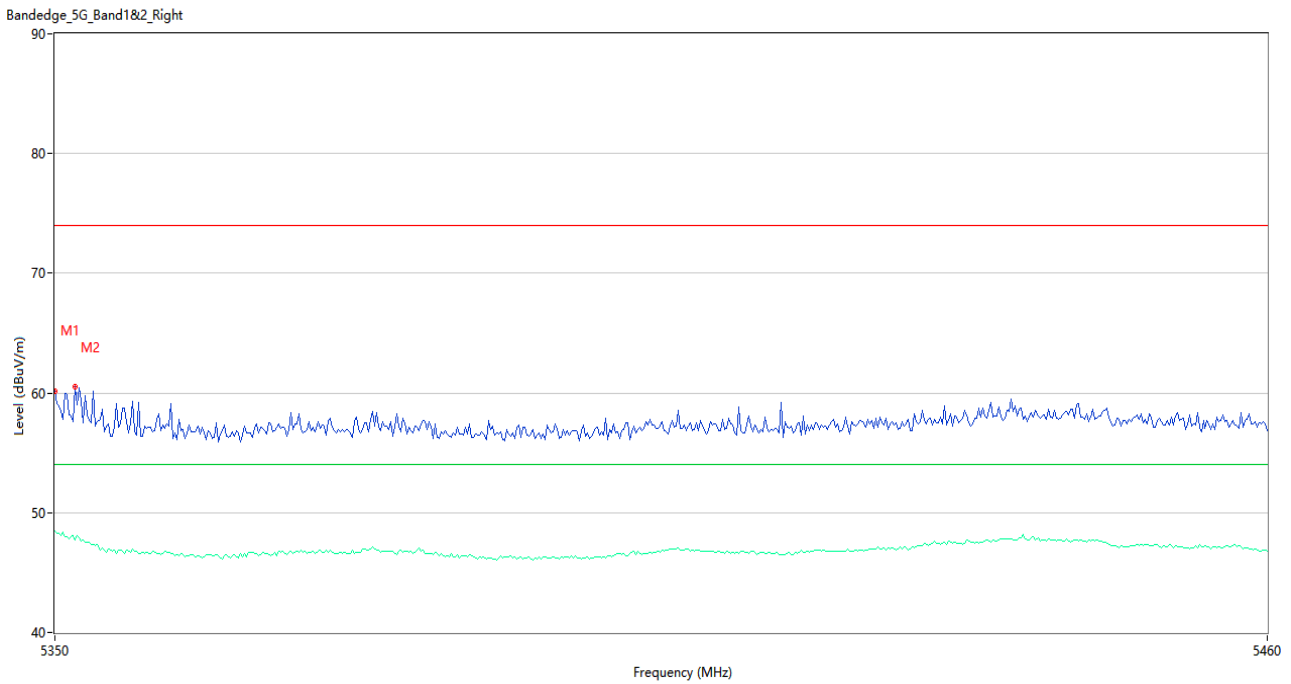
No.	Frequency (MHz)	Results (dBuV/m)	Factor (dB)	Limit (dBuV/m)	Over Limit (dB)	Detector	Table (Degree)	Height (cm)	Antenna	Verdict
1	5350.000	60.02	3.96	74.0	-13.98	Peak	163.00	150	Horizontal	Pass
1**	5350.000	49.31	3.96	54.0	-4.69	AV	163.00	150	Horizontal	Pass
2	5435.800	60.15	5.02	74.0	-13.85	Peak	161.00	100	Horizontal	Pass
2**	5435.800	47.83	5.02	54.0	-6.17	AV	161.00	100	Horizontal	Pass

U-NII-2A 11ac20 CH52



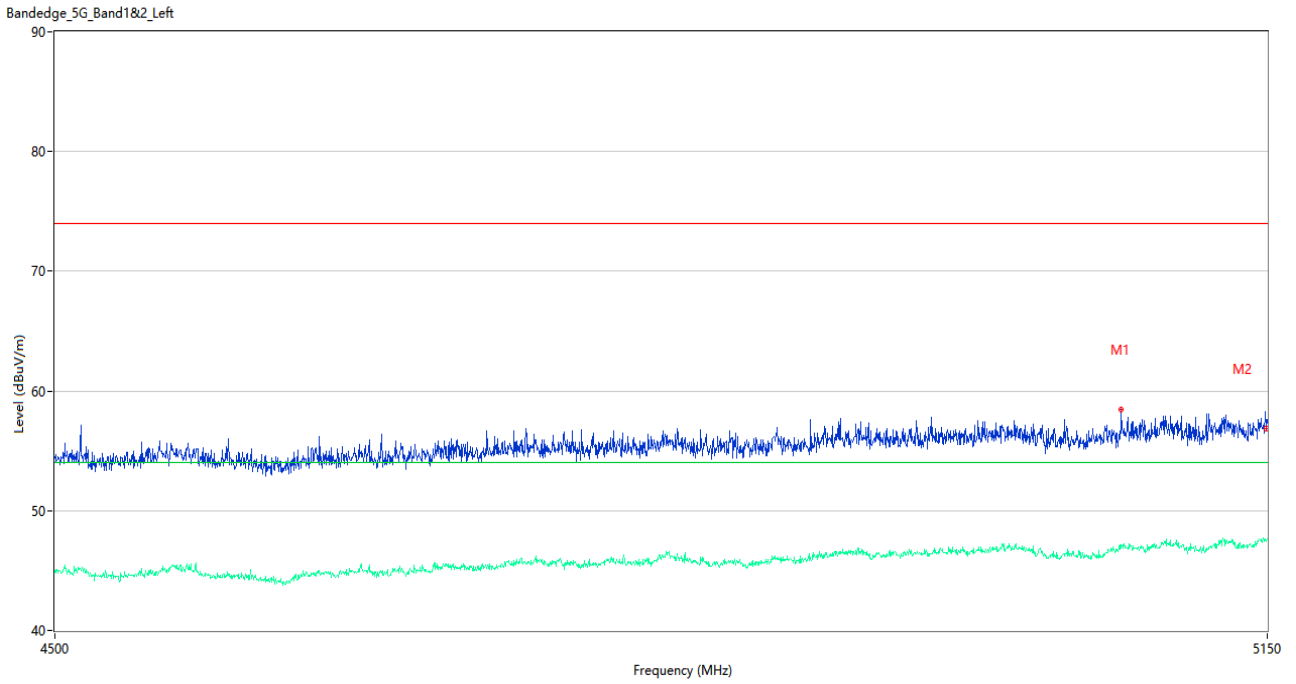
No.	Frequency (MHz)	Results (dBuV/m)	Factor (dB)	Limit (dBuV/m)	Over Limit (dB)	Detector	Table (Degree)	Height (cm)	Antenna	Verdict
1	5086.300	58.73	4.06	74.0	-15.27	Peak	341.00	100	Horizontal	Pass
1**	5086.300	47.07	4.06	54.0	-6.93	AV	341.00	100	Horizontal	Pass
2	5149.675	57.77	3.94	74.0	-16.23	Peak	275.00	150	Horizontal	Pass
2**	5149.675	47.77	3.94	54.0	-6.23	AV	275.00	150	Horizontal	Pass

U-NII-2A 11ac20 CH64



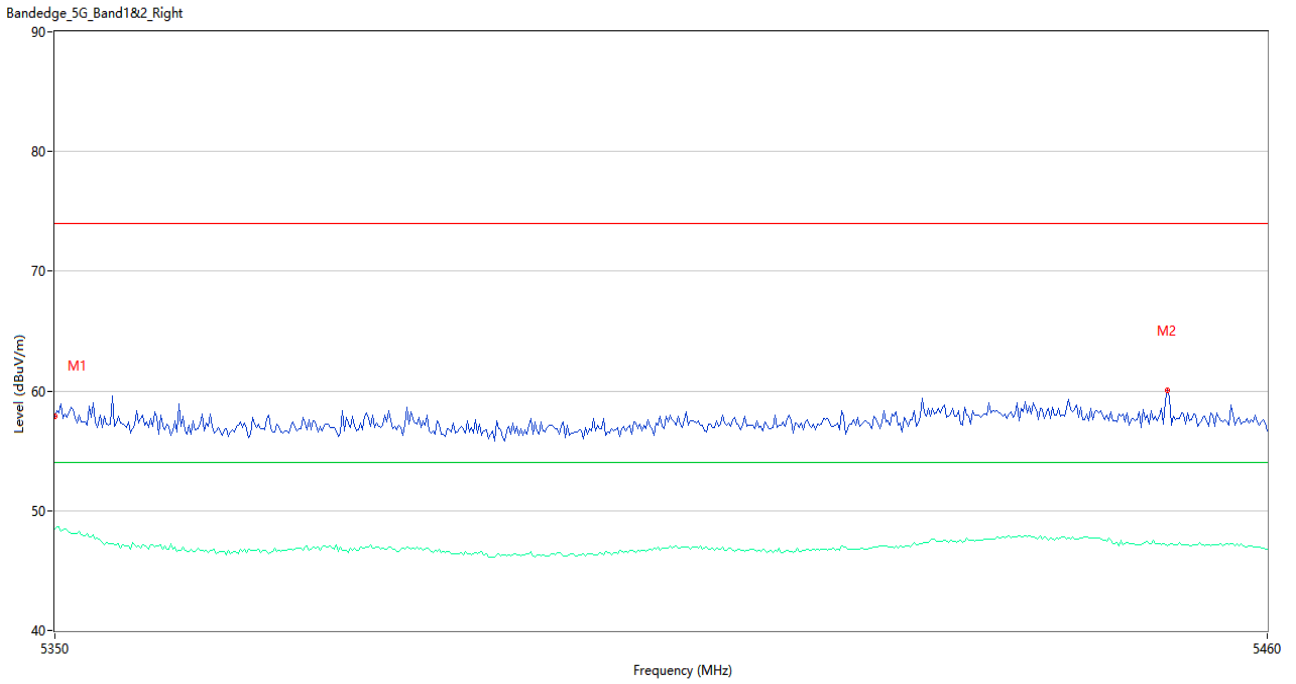
No.	Frequency (MHz)	Results (dBuV/m)	Factor (dB)	Limit (dBuV/m)	Over Limit (dB)	Detector	Table (Degree)	Height (cm)	Antenna	Verdict
1	5350.000	60.14	3.96	74.0	-13.86	Peak	164.00	150	Horizontal	Pass
1**	5350.000	48.46	3.96	54.0	-5.54	AV	164.00	150	Horizontal	Pass
2	5351.834	60.53	3.94	74.0	-13.47	Peak	178.00	100	Horizontal	Pass
2**	5351.834	47.68	3.94	54.0	-6.32	AV	178.00	100	Horizontal	Pass

U-NII-2A 11ac40 CH54



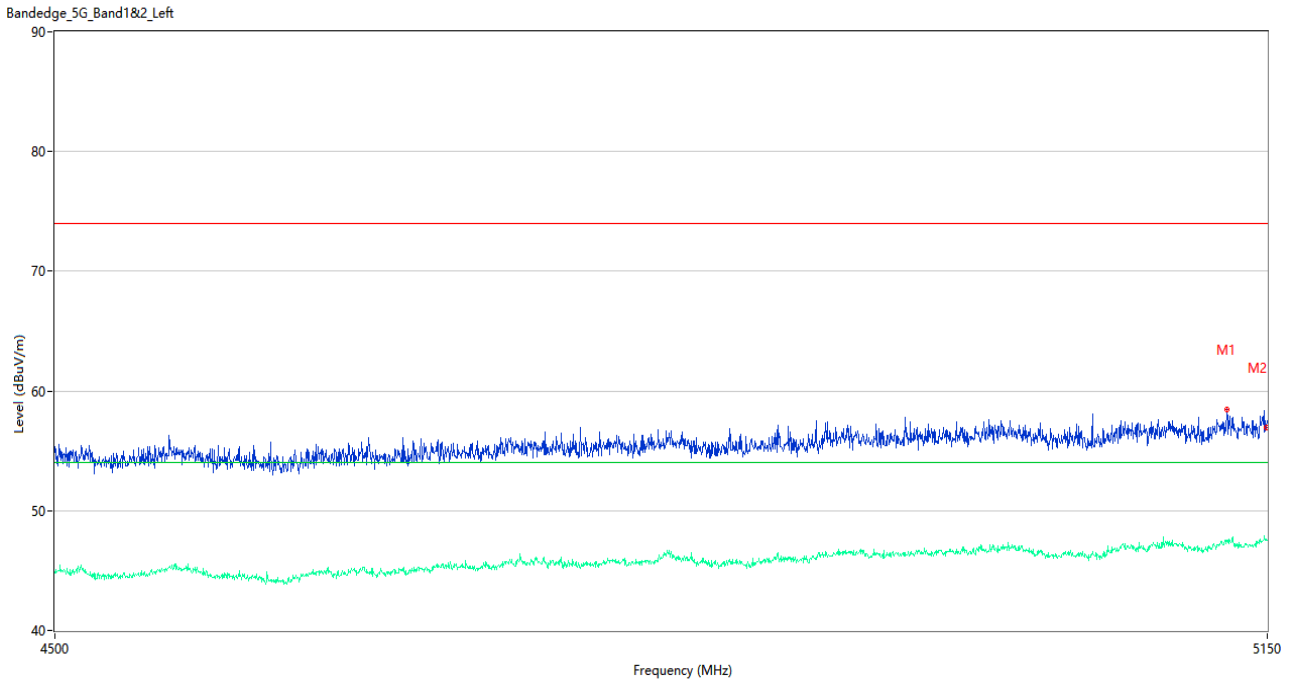
No.	Frequency (MHz)	Results (dBuV/m)	Factor (dB)	Limit (dBuV/m)	Over Limit (dB)	Detector	Table (Degree)	Height (cm)	Antenna	Verdict
1	5067.125	58.44	3.88	74.0	-15.56	Peak	91.00	200	Horizontal	Pass
1**	5067.125	47.19	3.88	54.0	-6.81	AV	91.00	200	Horizontal	Pass
2	5149.675	56.85	3.94	74.0	-17.15	Peak	59.00	150	Horizontal	Pass
2**	5149.675	47.46	3.94	54.0	-6.54	AV	59.00	150	Horizontal	Pass

U-NII-2A 11ac40 CH62



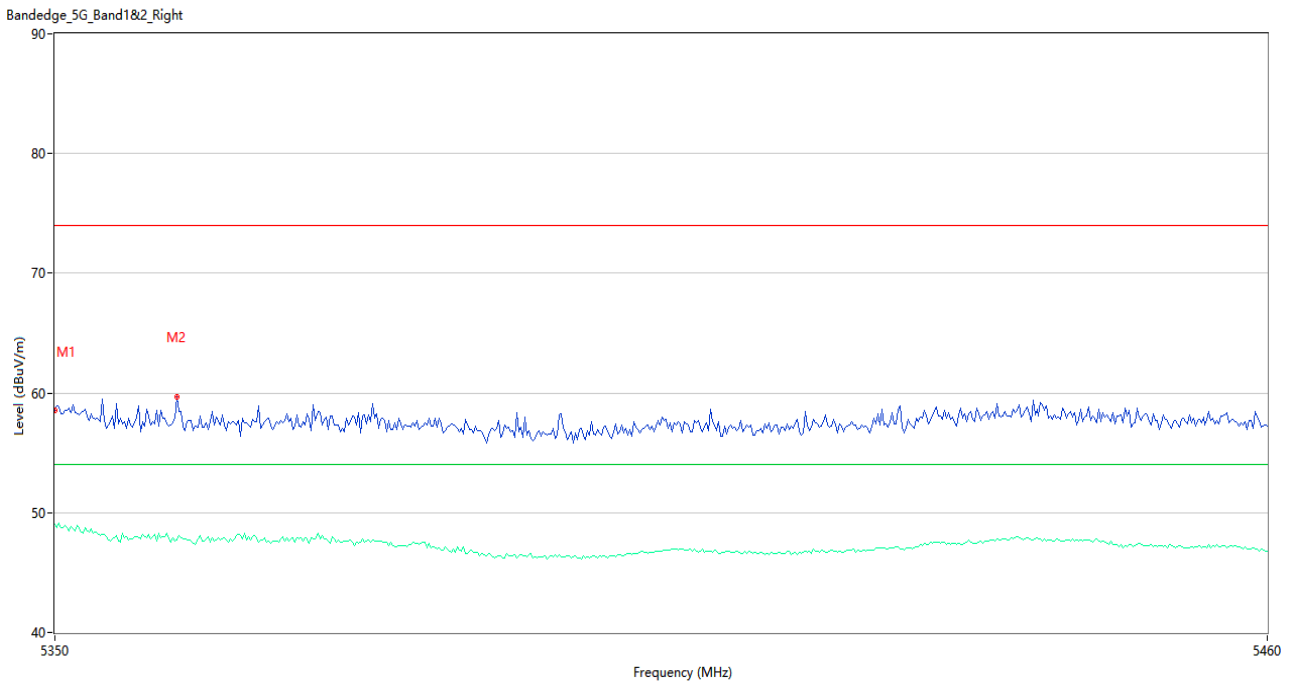
No.	Frequency (MHz)	Results (dBuV/m)	Factor (dB)	Limit (dBuV/m)	Over Limit (dB)	Detector	Table (Degree)	Height (cm)	Antenna	Verdict
1	5350.000	57.87	3.96	74.0	-16.13	Peak	165.00	200	Horizontal	Pass
1**	5350.000	48.45	3.96	54.0	-5.55	AV	165.00	200	Horizontal	Pass
2	5450.833	60.02	4.55	74.0	-13.98	Peak	12.00	100	Horizontal	Pass
2**	5450.833	47.07	4.55	54.0	-6.93	AV	12.00	100	Horizontal	Pass

U-NII-2A 11ac80 CH58



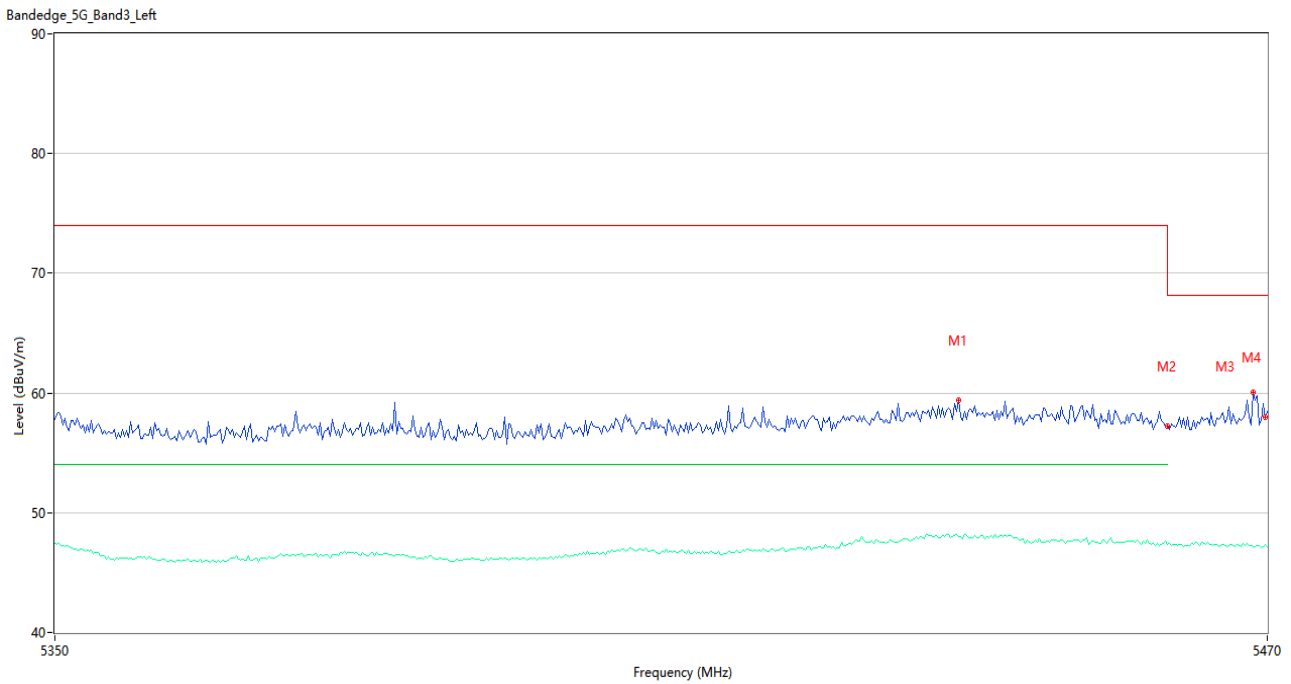
No.	Frequency (MHz)	Results (dBuV/m)	Factor (dB)	Limit (dBuV/m)	Over Limit (dB)	Detector	Table (Degree)	Height (cm)	Antenna	Verdict
1	5126.925	58.47	4.07	74.0	-15.53	Peak	181.00	200	Horizontal	Pass
1**	5126.925	47.52	4.07	54.0	-6.48	AV	181.00	200	Horizontal	Pass
2	5149.675	56.91	3.94	74.0	-17.09	Peak	279.00	150	Horizontal	Pass
2**	5149.675	47.65	3.94	54.0	-6.35	AV	279.00	150	Horizontal	Pass

U-NII-2A 11ac80 CH58



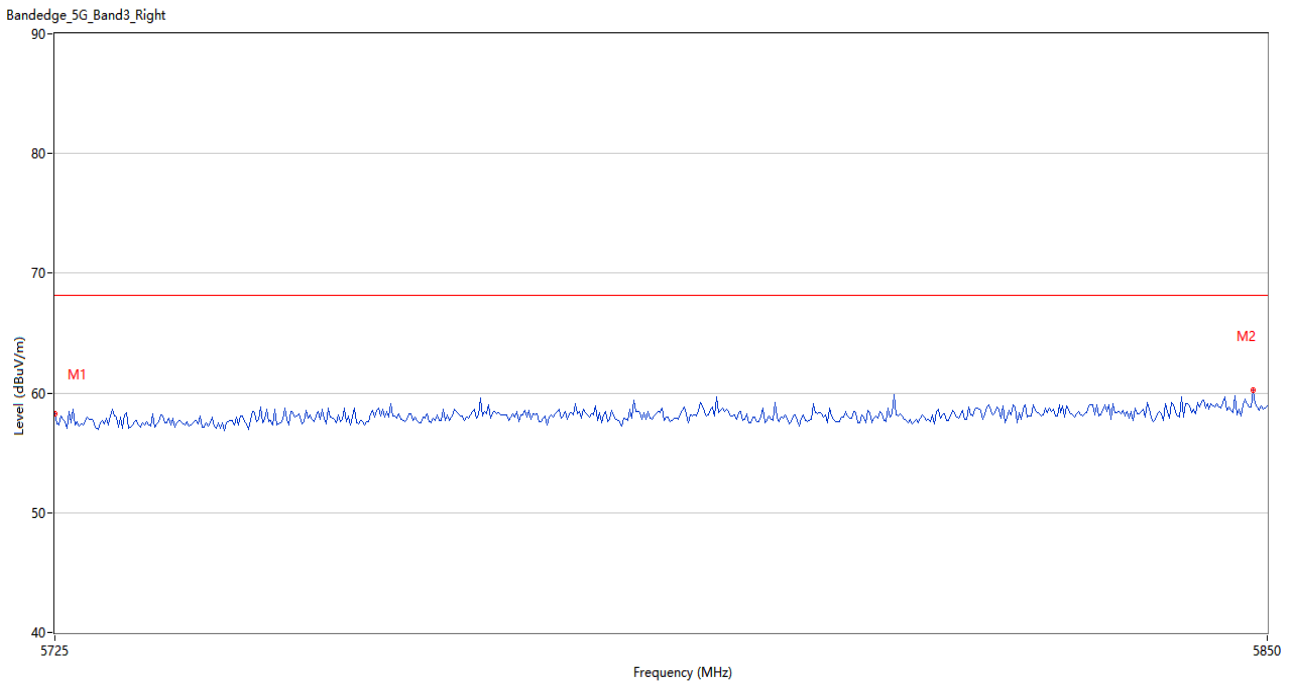
No.	Frequency (MHz)	Results (dBuV/m)	Factor (dB)	Limit (dBuV/m)	Over Limit (dB)	Detector	Table (Degree)	Height (cm)	Antenna	Verdict
1	5350.000	58.59	3.96	74.0	-15.41	Peak	180.00	150	Horizontal	Pass
1**	5350.000	49.04	3.96	54.0	-4.96	AV	180.00	150	Horizontal	Pass
2	5361.000	59.69	3.66	74.0	-14.31	Peak	178.00	200	Horizontal	Pass
2**	5361.000	47.77	3.66	54.0	-6.23	AV	178.00	200	Horizontal	Pass

U-NII-2C 11a CH100



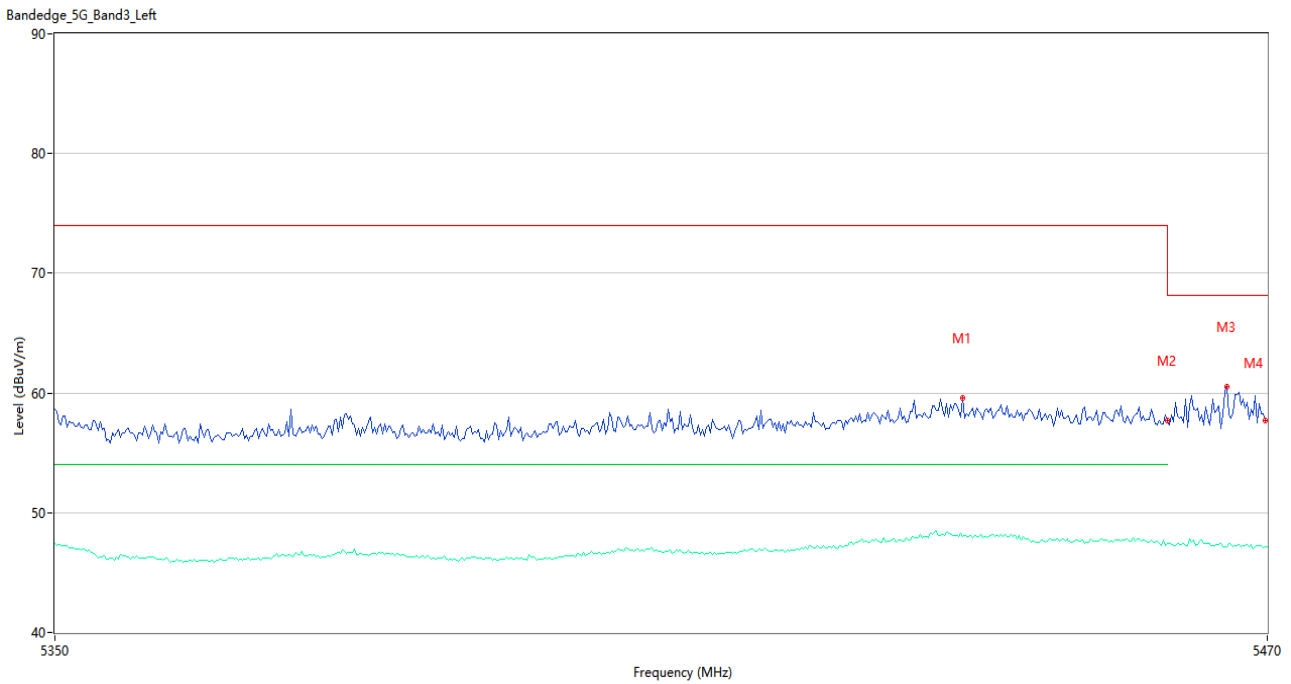
No.	Frequency (MHz)	Results (dBuV/m)	Factor (dB)	Limit (dBuV/m)	Over Limit (dB)	Detector	Table (Degree)	Height (cm)	Antenna	Verdict
1	5439.200	59.40	5.01	74.0	-14.60	Peak	147.00	150	Horizontal	Pass
1**	5439.200	48.02	5.01	54.0	-5.98	AV	147.00	150	Horizontal	Pass
2	5460.000	57.19	4.23	74.0	-16.81	Peak	147.00	150	Horizontal	Pass
2**	5460.000	47.30	4.23	54.0	-6.70	AV	147.00	150	Horizontal	Pass
3	5468.600	60.04	3.88	68.2	-8.16	Peak	179.00	200	Horizontal	Pass
3**	5468.600	47.15	3.88	--	--	AV	179.00	200	Horizontal	N/A
4	5469.800	57.99	3.78	68.2	-10.21	Peak	175.00	100	Horizontal	Pass
4**	5469.800	47.35	3.78	--	--	AV	175.00	100	Horizontal	N/A

U-NII-2C 11a CH140



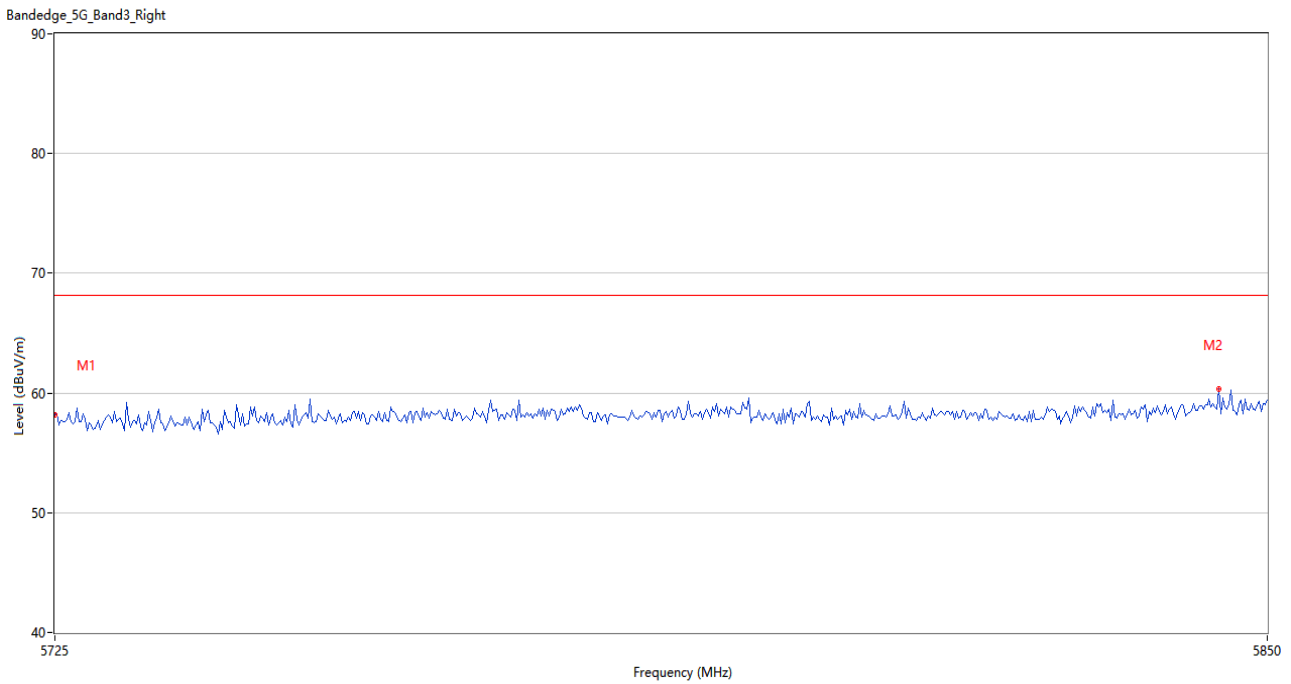
No.	Frequency (MHz)	Results (dBuV/m)	Factor (dB)	Limit (dBuV/m)	Over Limit (dB)	Detector	Table (Degree)	Height (cm)	Antenna	Verdict
1	5725.000	58.24	4.45	68.2	-9.96	Peak	287.00	100	Horizontal	Pass
2	5848.542	60.22	5.66	68.2	-7.98	Peak	143.00	100	Horizontal	Pass

U-NII-2C 11n20 CH100



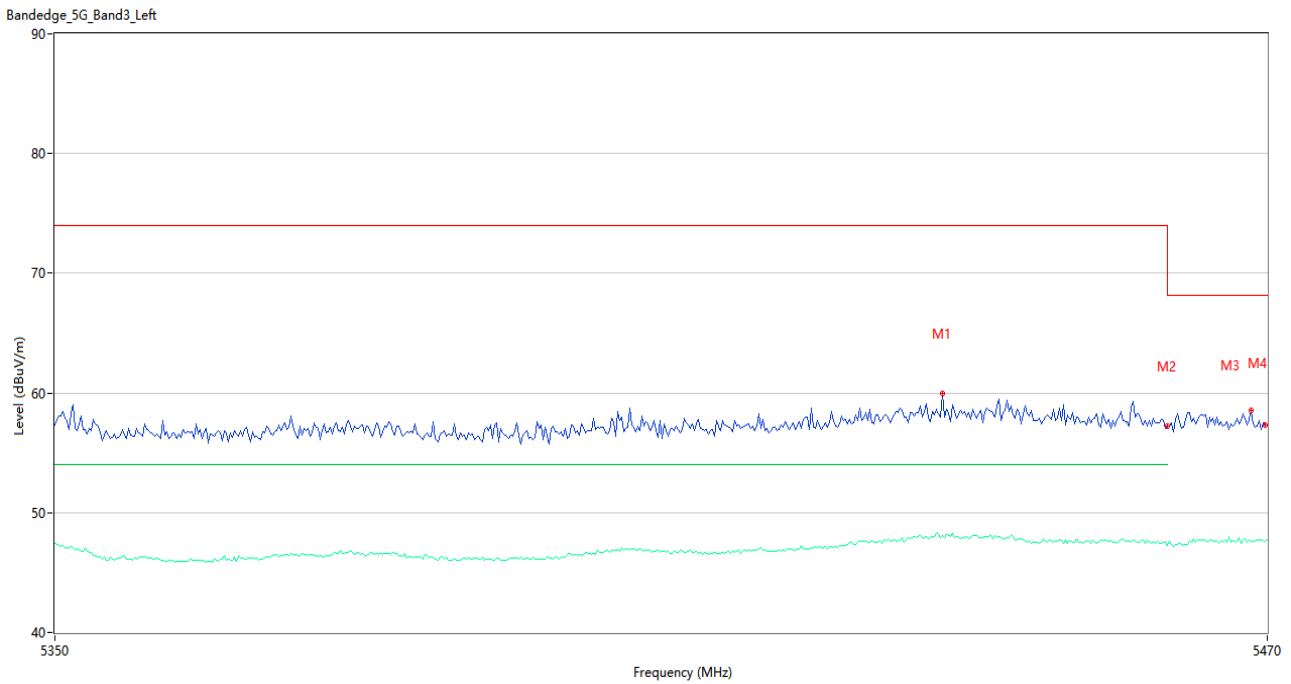
No.	Frequency (MHz)	Results (dBuV/m)	Factor (dB)	Limit (dBuV/m)	Over Limit (dB)	Detector	Table (Degree)	Height (cm)	Antenna	Verdict
1	5439.600	59.58	4.97	74.0	-14.42	Peak	134.00	200	Horizontal	Pass
1**	5439.600	48.04	4.97	54.0	-5.96	AV	134.00	200	Horizontal	Pass
2	5460.000	57.72	4.23	74.0	-16.28	Peak	178.00	100	Horizontal	Pass
2**	5460.000	47.46	4.23	54.0	-6.54	AV	178.00	100	Horizontal	Pass
3	5466.000	60.52	3.99	68.2	-7.68	Peak	0.00	100	Horizontal	Pass
3**	5466.000	47.15	3.99	--	--	AV	0.00	100	Horizontal	N/A
4	5469.800	57.72	3.78	68.2	-10.48	Peak	144.00	150	Horizontal	Pass
4**	5469.800	47.17	3.78	--	--	AV	144.00	150	Horizontal	N/A

U-NII-2C 11n20 CH140



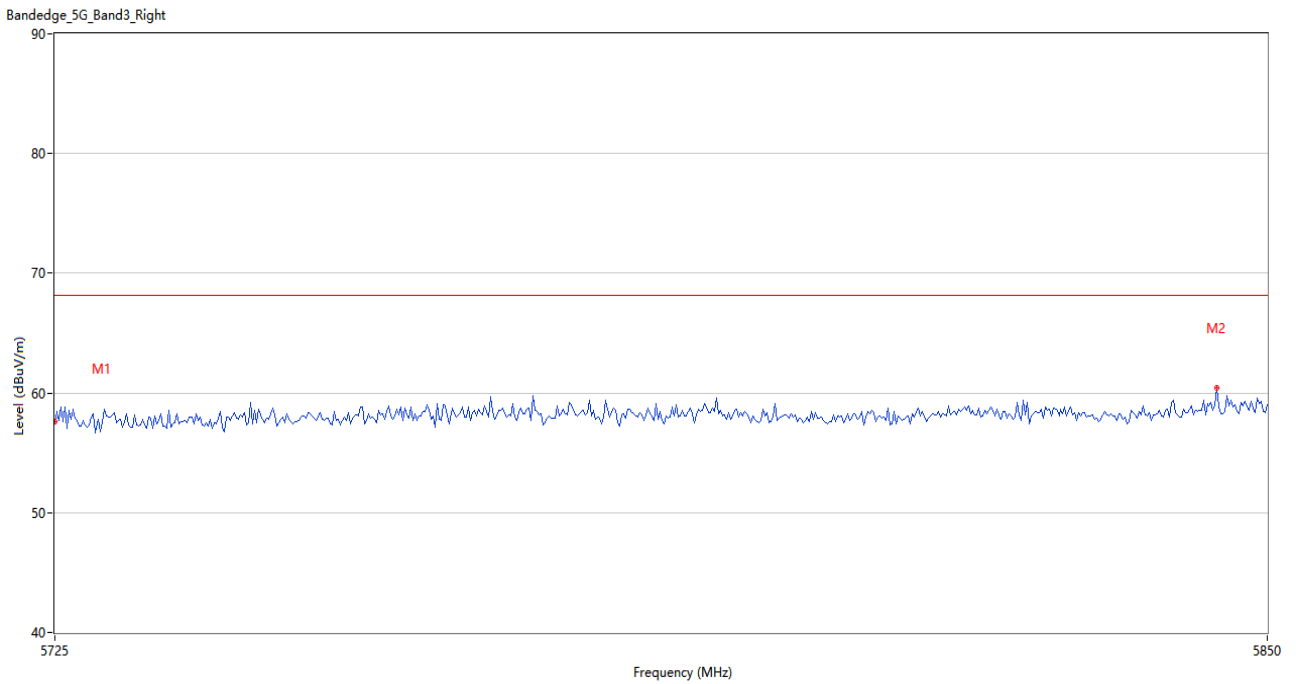
No.	Frequency (MHz)	Results (dBuV/m)	Factor (dB)	Limit (dBuV/m)	Over Limit (dB)	Detector	Table (Degree)	Height (cm)	Antenna	Verdict
1	5725.000	58.20	4.45	68.2	-10.00	Peak	150.00	150	Horizontal	Pass
2	5845.000	60.37	5.79	68.2	-7.83	Peak	349.00	150	Horizontal	Pass

U-NII-2C 11n40 CH102



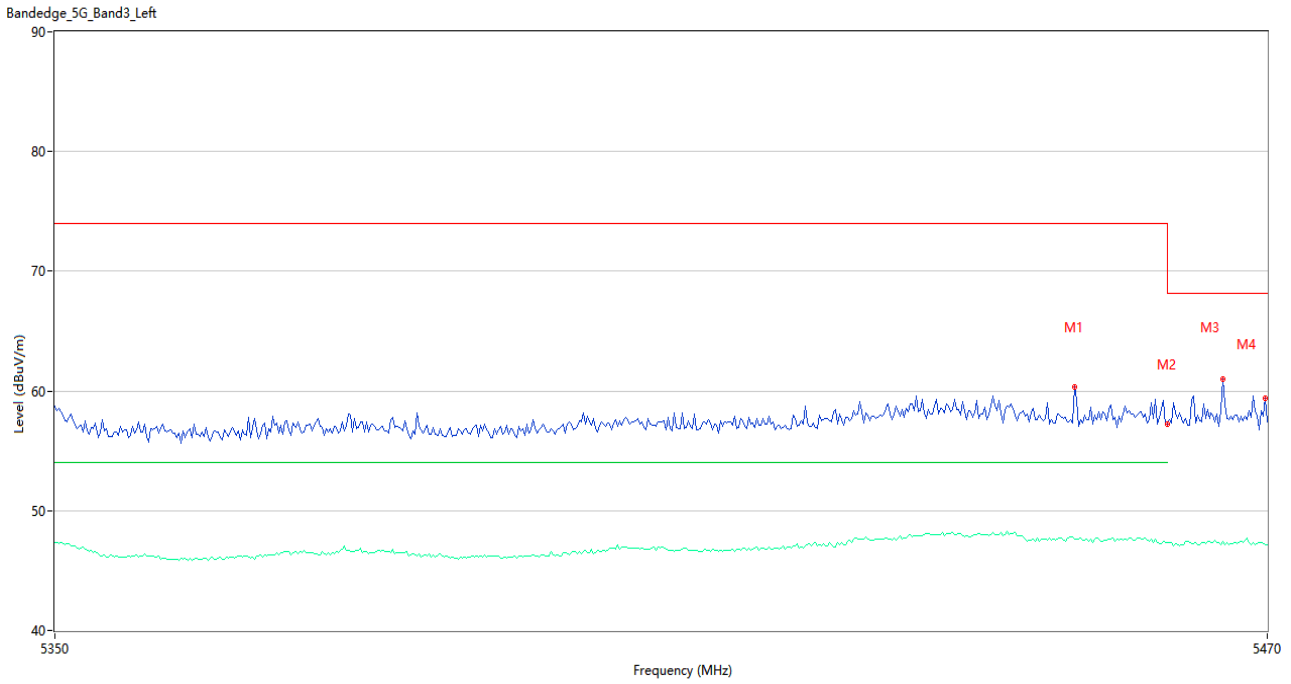
No.	Frequency (MHz)	Results (dBuV/m)	Factor (dB)	Limit (dBuV/m)	Over Limit (dB)	Detector	Table (Degree)	Height (cm)	Antenna	Verdict
1	5437.600	59.94	5.11	74.0	-14.06	Peak	145.00	200	Horizontal	Pass
1**	5437.600	48.14	5.11	54.0	-5.86	AV	145.00	200	Horizontal	Pass
2	5460.000	57.26	4.23	74.0	-16.74	Peak	71.00	100	Horizontal	Pass
2**	5460.000	47.28	4.23	54.0	-6.72	AV	71.00	100	Horizontal	Pass
3	5468.400	58.54	3.89	68.2	-9.66	Peak	27.00	100	Horizontal	Pass
3**	5468.400	47.52	3.89	--	--	AV	27.00	100	Horizontal	N/A
4	5469.800	57.35	3.78	68.2	-10.85	Peak	41.00	150	Horizontal	Pass
4**	5469.800	47.64	3.78	--	--	AV	41.00	150	Horizontal	N/A

U-NII-2C 11n40 CH134



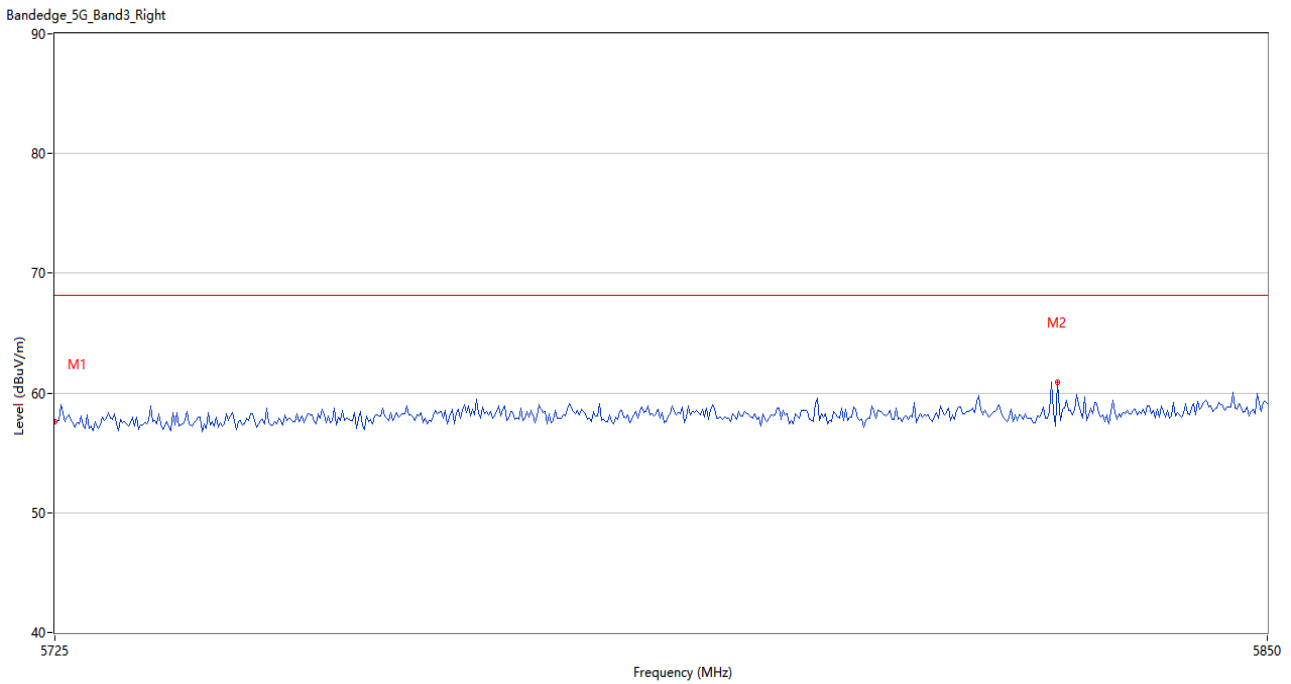
No.	Frequency (MHz)	Results (dBuV/m)	Factor (dB)	Limit (dBuV/m)	Over Limit (dB)	Detector	Table (Degree)	Height (cm)	Antenna	Verdict
1	5725.000	57.60	4.45	68.2	-10.60	Peak	12.00	100	Horizontal	Pass
2	5844.791	60.47	5.79	68.2	-7.73	Peak	81.00	0	Horizontal	Pass

U-NII-2C 11ac20 CH100



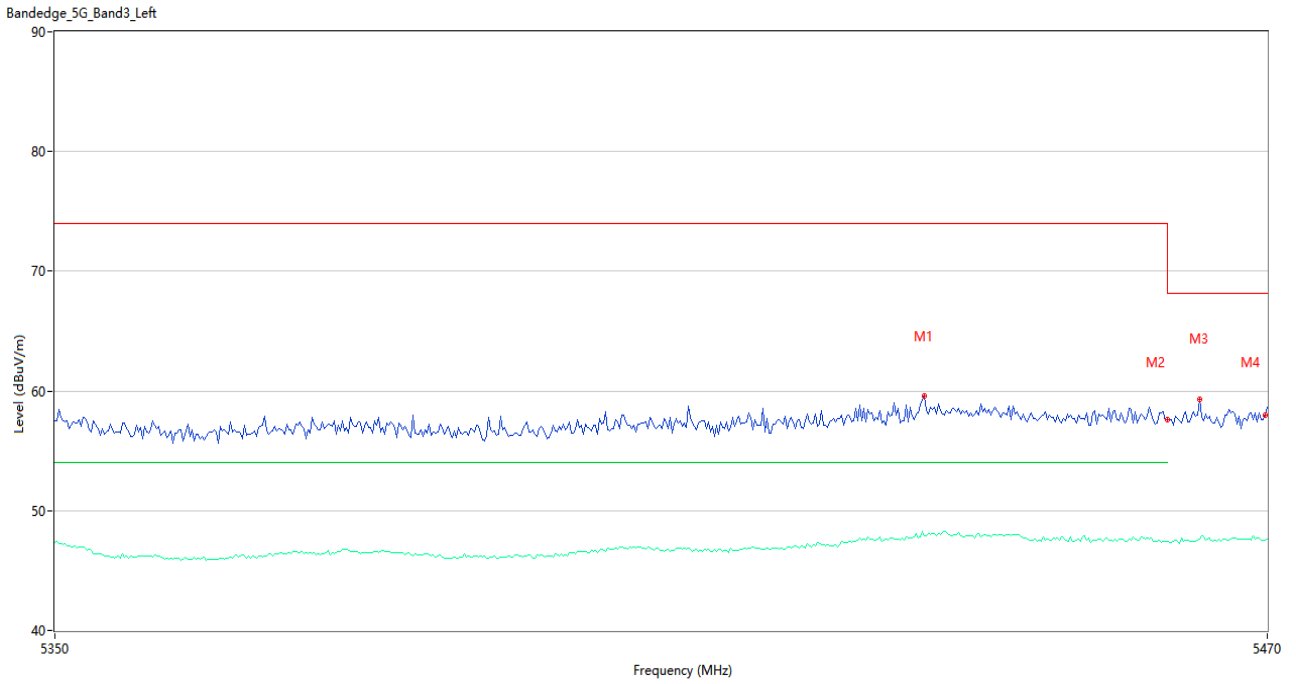
No.	Frequency (MHz)	Results (dBuV/m)	Factor (dB)	Limit (dBuV/m)	Over Limit (dB)	Detector	Table (Degree)	Height (cm)	Antenna	Verdict
1	5450.800	60.35	4.55	74.0	-13.65	Peak	183.00	200	Horizontal	Pass
1**	5450.800	47.60	4.55	54.0	-6.40	AV	183.00	200	Horizontal	Pass
2	5460.000	57.26	4.23	74.0	-16.74	Peak	163.00	150	Horizontal	Pass
2**	5460.000	47.34	4.23	54.0	-6.66	AV	163.00	150	Horizontal	Pass
3	5465.600	61.03	4.00	68.2	-7.17	Peak	177.00	200	Horizontal	Pass
3**	5465.600	47.43	4.00	--	--	AV	177.00	200	Horizontal	N/A
4	5469.800	59.42	3.78	68.2	-8.78	Peak	27.00	200	Horizontal	Pass
4**	5469.800	47.13	3.78	--	--	AV	27.00	200	Horizontal	N/A

U-NII-2C 11ac20 CH140



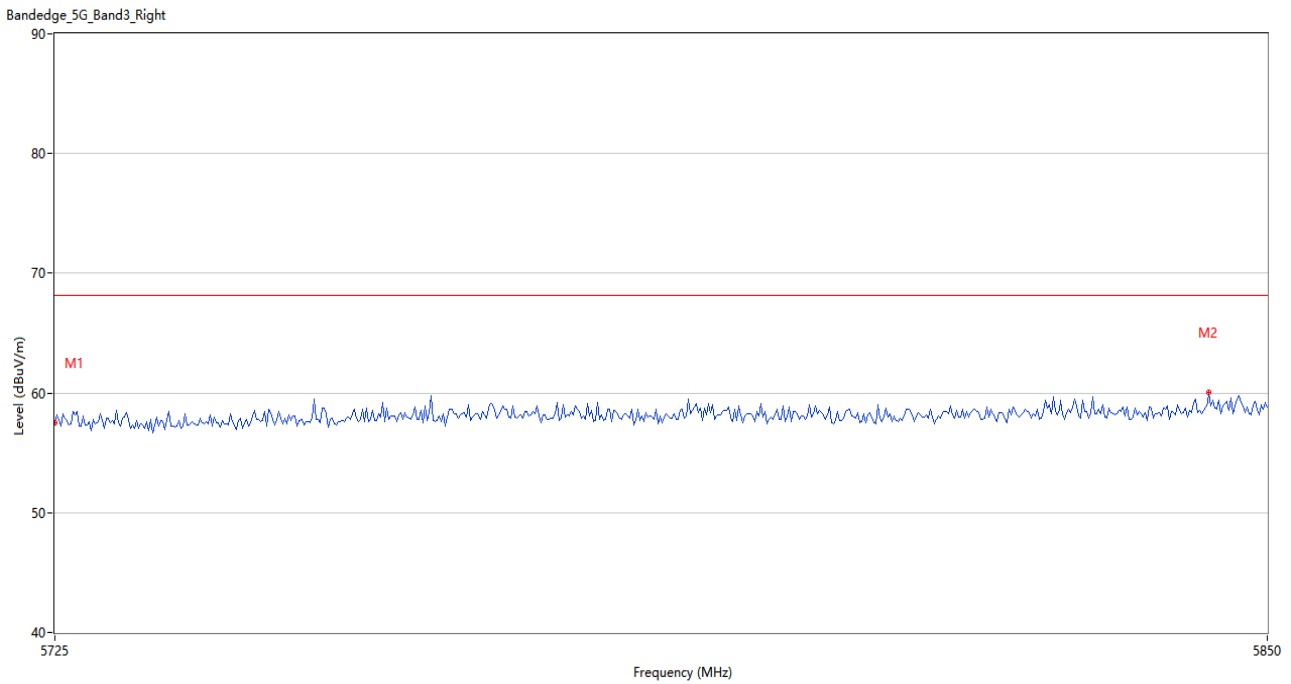
No.	Frequency (MHz)	Results (dBuV/m)	Factor (dB)	Limit (dBuV/m)	Over Limit (dB)	Detector	Table (Degree)	Height (cm)	Antenna	Verdict
1	5725.000	57.59	4.45	68.2	-10.61	Peak	234.00	200	Horizontal	Pass
2	5828.125	60.92	4.77	68.2	-7.28	Peak	276.00	200	Horizontal	Pass

U-NII-2C 11ac40 CH102



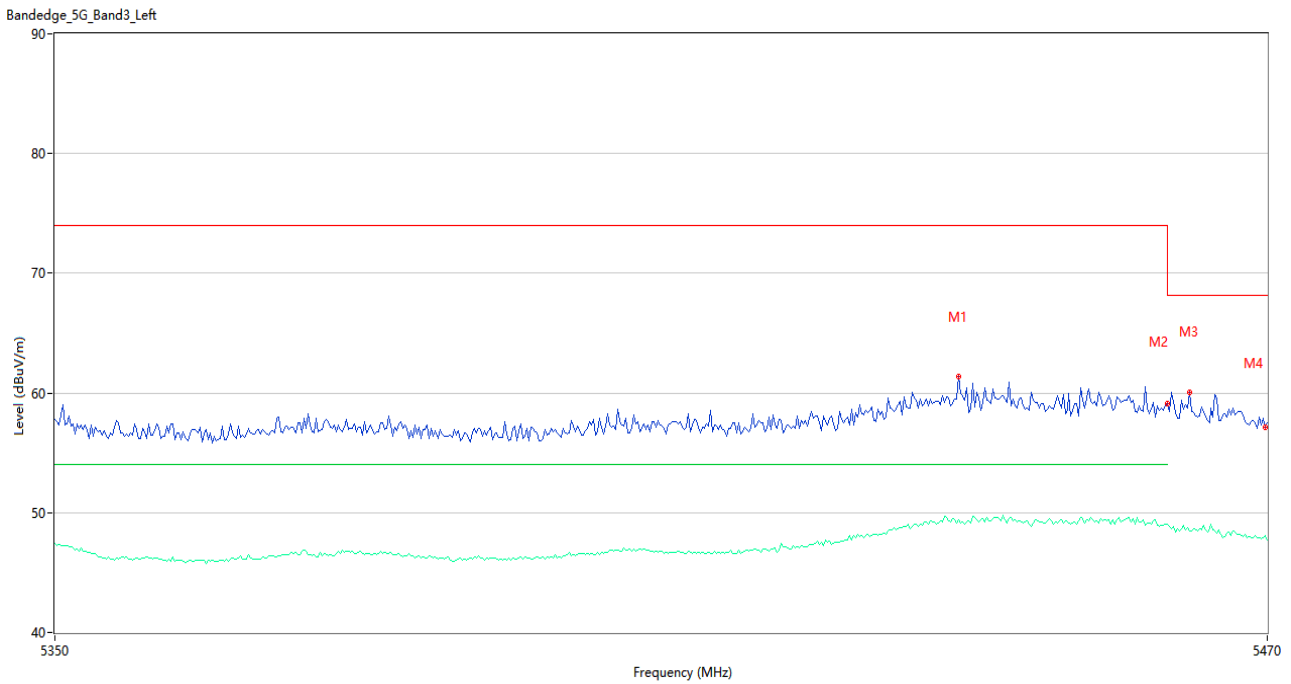
No.	Frequency (MHz)	Results (dBuV/m)	Factor (dB)	Limit (dBuV/m)	Over Limit (dB)	Detector	Table (Degree)	Height (cm)	Antenna	Verdict
1	5435.800	59.61	5.02	74.0	-14.39	Peak	186.00	100	Horizontal	Pass
1**	5435.800	47.94	5.02	54.0	-6.06	AV	186.00	100	Horizontal	Pass
2	5460.000	57.62	4.23	74.0	-16.38	Peak	170.00	200	Horizontal	Pass
2**	5460.000	47.41	4.23	54.0	-6.59	AV	170.00	200	Horizontal	Pass
3	5463.200	59.34	4.25	68.2	-8.86	Peak	172.00	150	Horizontal	Pass
3**	5463.200	47.59	4.25	--	--	AV	172.00	150	Horizontal	N/A
4	5469.800	57.97	3.78	68.2	-10.23	Peak	0.00	150	Horizontal	Pass
4**	5469.800	47.53	3.78	--	--	AV	0.00	150	Horizontal	N/A

U-NII-2C 11ac40 CH134



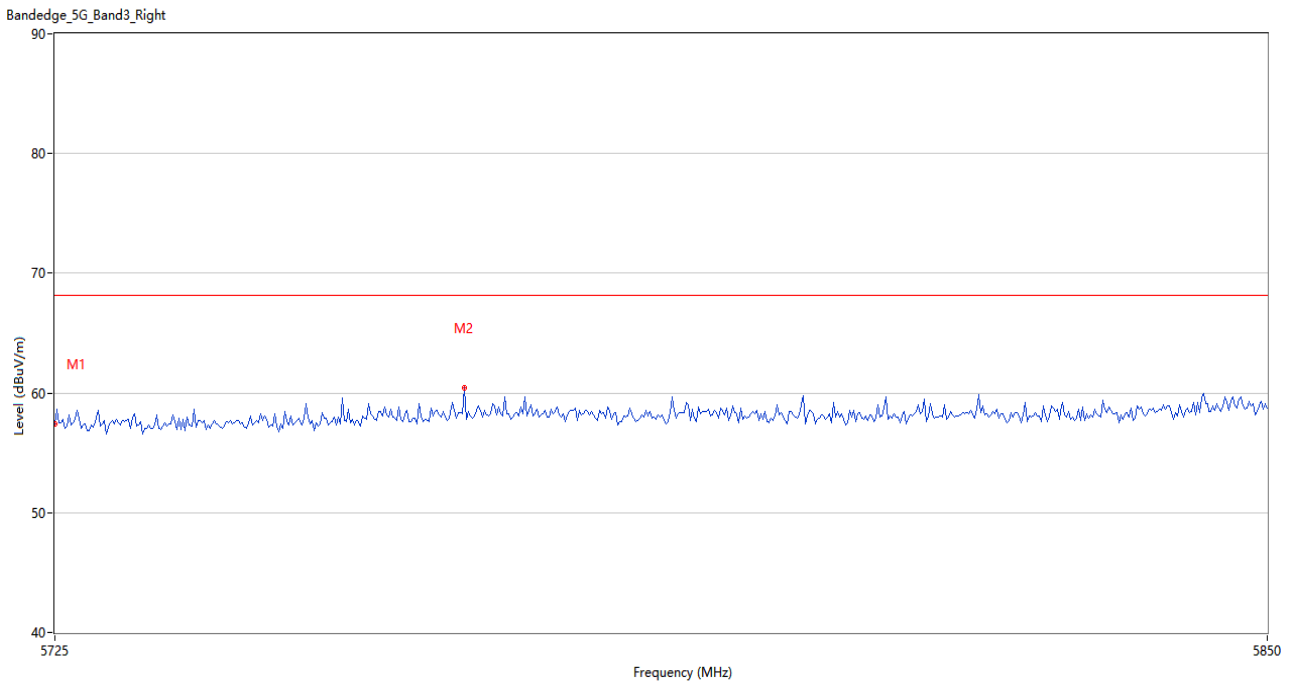
No.	Frequency (MHz)	Results (dBuV/m)	Factor (dB)	Limit (dBuV/m)	Over Limit (dB)	Detector	Table (Degree)	Height (cm)	Antenna	Verdict
1	5725.000	57.53	4.45	68.2	-10.67	Peak	283.00	200	Horizontal	Pass
2	5843.958	60.04	5.83	68.2	-8.16	Peak	19.00	200	Horizontal	Pass

U-NII-2C 11ac80 CH106



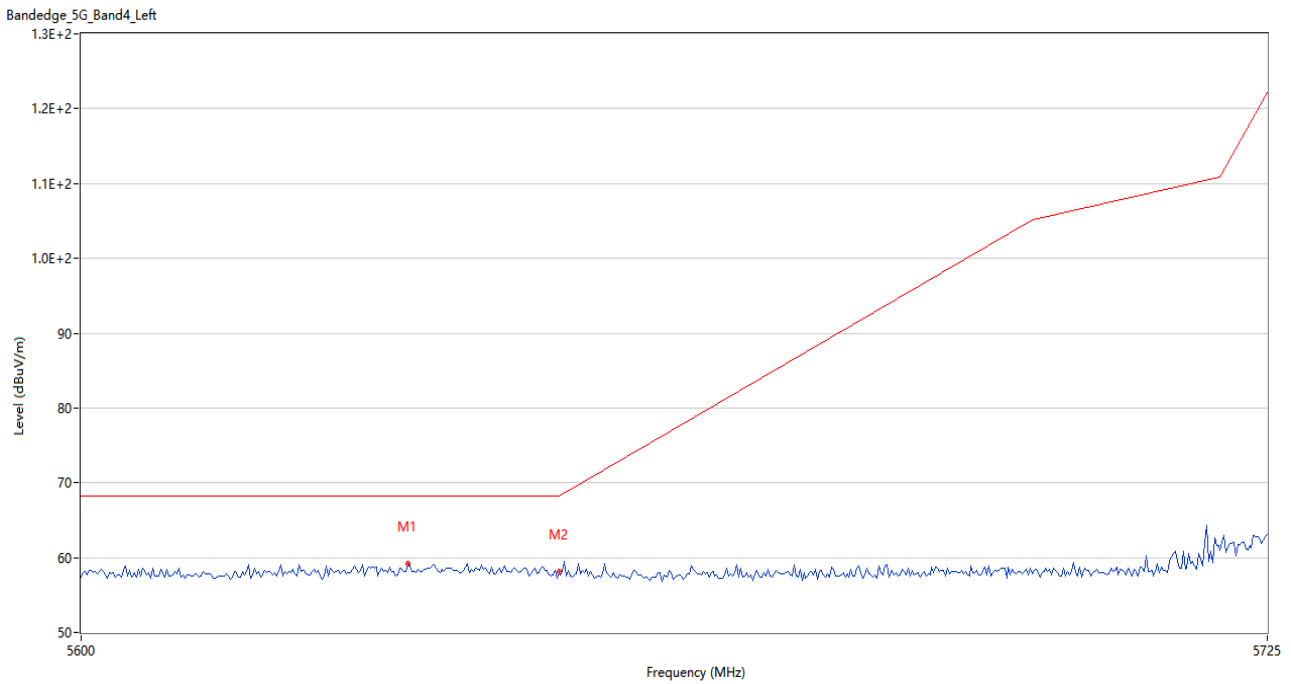
No.	Frequency (MHz)	Results (dBuV/m)	Factor (dB)	Limit (dBuV/m)	Over Limit (dB)	Detector	Table (Degree)	Height (cm)	Antenna	Verdict
1	5439.200	61.37	5.01	74.0	-12.63	Peak	19.00	100	Horizontal	Pass
1**	5439.200	49.40	5.01	54.0	-4.60	AV	19.00	100	Horizontal	Pass
2	5460.000	59.14	4.23	74.0	-14.86	Peak	162.00	200	Horizontal	Pass
2**	5460.000	49.06	4.23	54.0	-4.94	AV	162.00	200	Horizontal	Pass
3	5462.200	60.10	4.18	68.2	-8.10	Peak	148.00	200	Horizontal	Pass
3**	5462.200	48.46	4.18	--	--	AV	148.00	200	Horizontal	N/A
4	5469.800	57.18	3.78	68.2	-11.02	Peak	170.00	100	Horizontal	Pass
4**	5469.800	48.12	3.78	--	--	AV	170.00	100	Horizontal	N/A

U-NII-2C 11ac80 CH122



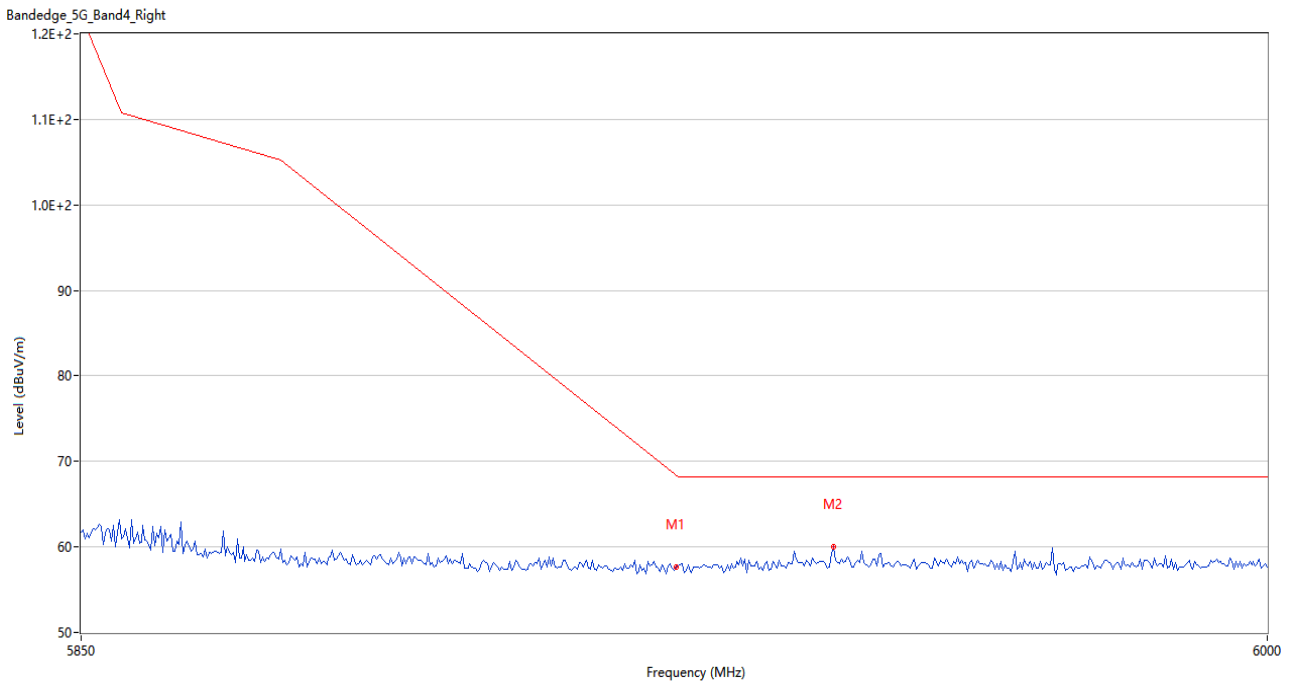
No.	Frequency (MHz)	Results (dBuV/m)	Factor (dB)	Limit (dBuV/m)	Over Limit (dB)	Detector	Table (Degree)	Height (cm)	Antenna	Verdict
1	5725.000	57.40	4.45	68.2	-10.80	Peak	91.00	200	Horizontal	Pass
2	5766.875	60.46	4.81	68.2	-7.74	Peak	330.00	200	Horizontal	Pass

U-NII-3 11a CH149



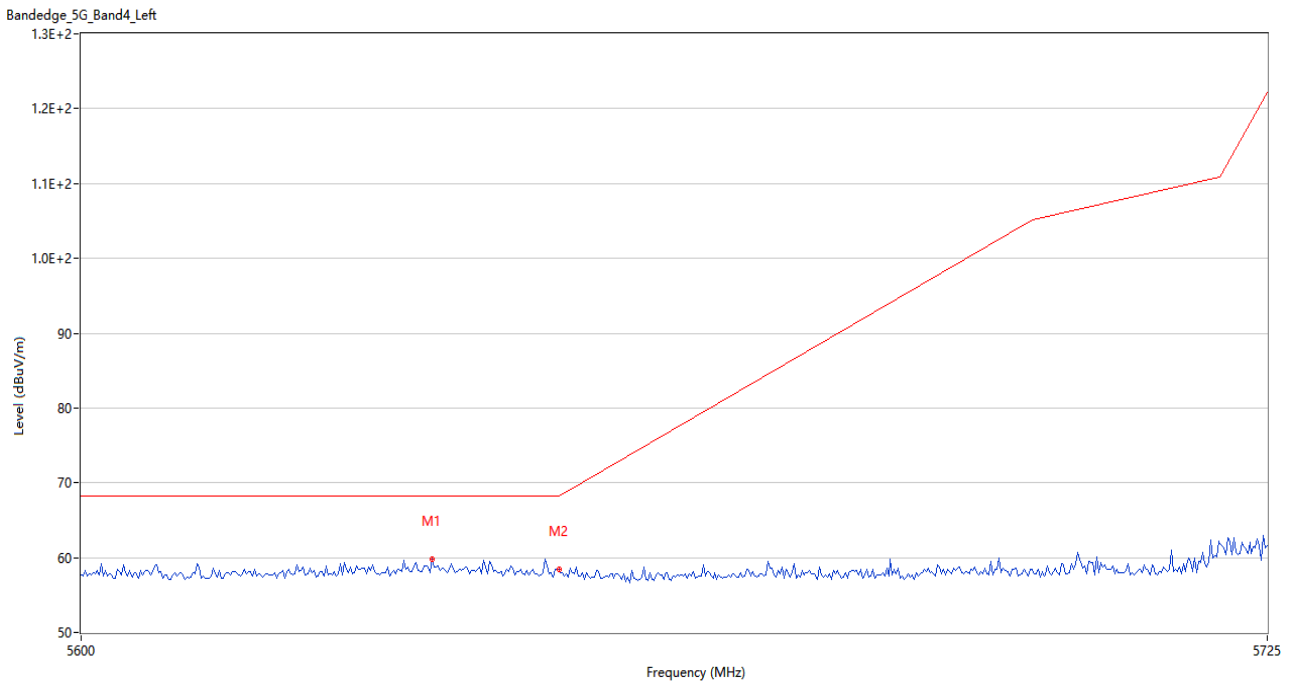
No.	Frequency (MHz)	Results (dBuV/m)	Factor (dB)	Limit (dBuV/m)	Over Limit (dB)	Detector	Table (Degree)	Height (cm)	Antenna	Verdict
1	5634.166	59.23	5.42	68.2	-8.97	Peak	62.00	100	Horizontal	Pass
2	5650.000	58.09	4.91	68.2	-10.11	Peak	12.00	200	Horizontal	Pass

U-NII-3 11a CH165



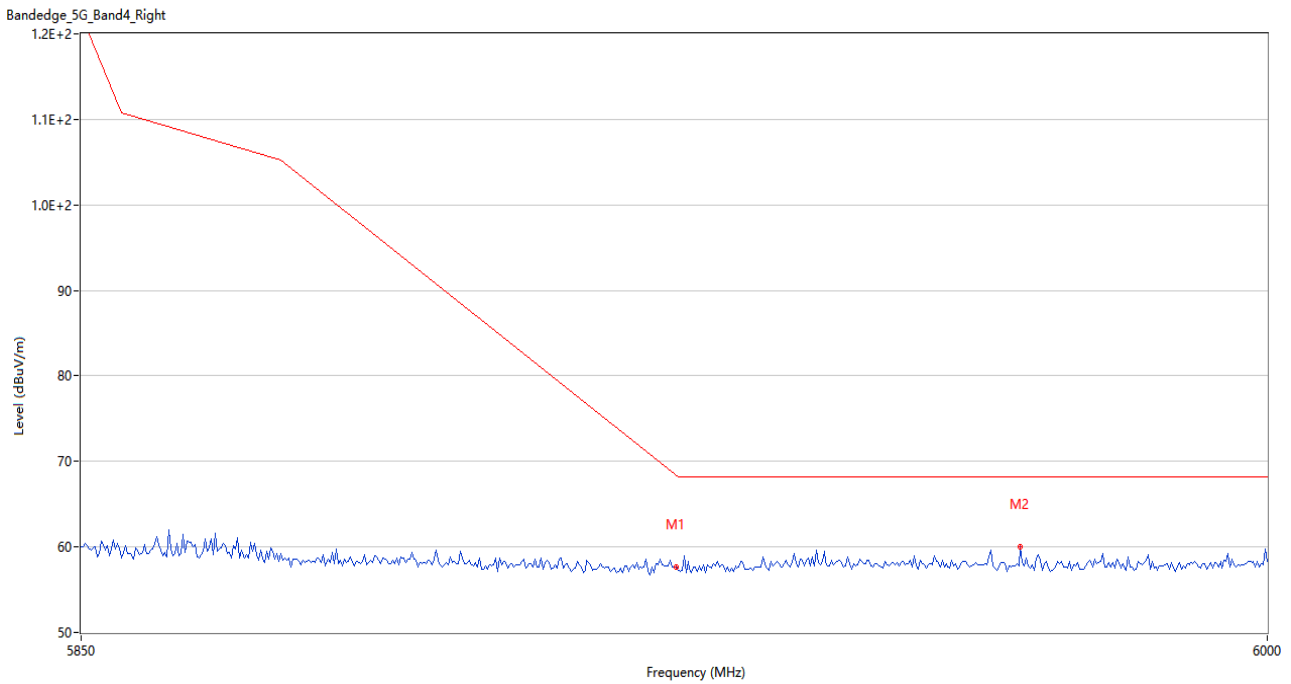
No.	Frequency (MHz)	Results (dBuV/m)	Factor (dB)	Limit (dBuV/m)	Over Limit (dB)	Detector	Table (Degree)	Height (cm)	Antenna	Verdict
1	5924.750	57.61	4.24	68.4	-10.79	Peak	225.00	200	Horizontal	Pass
2	5944.750	60.01	4.66	68.2	-8.19	Peak	125.00	200	Horizontal	Pass

U-NII-3 11n20 CH149



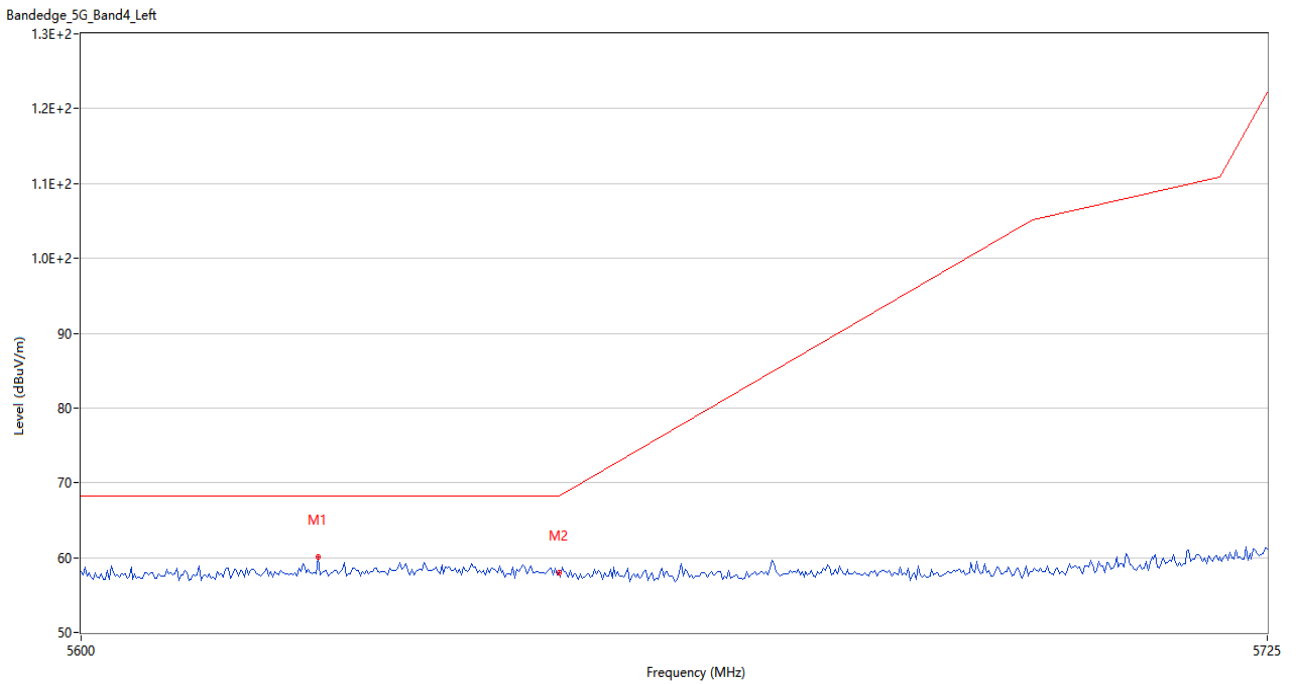
No.	Frequency (MHz)	Results (dBuV/m)	Factor (dB)	Limit (dBuV/m)	Over Limit (dB)	Detector	Table (Degree)	Height (cm)	Antenna	Verdict
1	5636.666	59.84	5.49	68.2	-8.36	Peak	169.00	100	Horizontal	Pass
2	5650.000	58.50	4.91	68.2	-9.70	Peak	51.00	100	Horizontal	Pass

U-NII-3 11n20 CH165



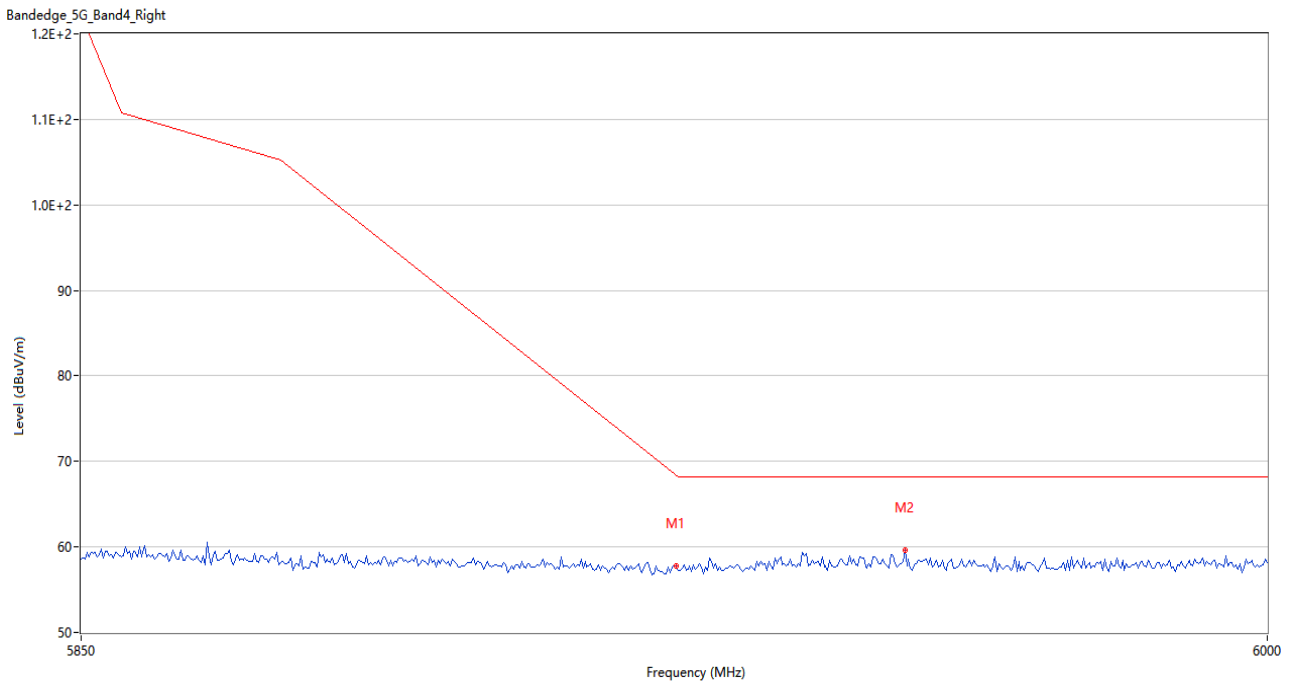
No.	Frequency (MHz)	Results (dBuV/m)	Factor (dB)	Limit (dBuV/m)	Over Limit (dB)	Detector	Table (Degree)	Height (cm)	Antenna	Verdict
1	5924.750	57.70	4.24	68.4	-10.70	Peak	65.00	100	Horizontal	Pass
2	5968.500	60.08	4.63	68.2	-8.12	Peak	9.00	100	Horizontal	Pass

U-NII-3 11n40 CH151



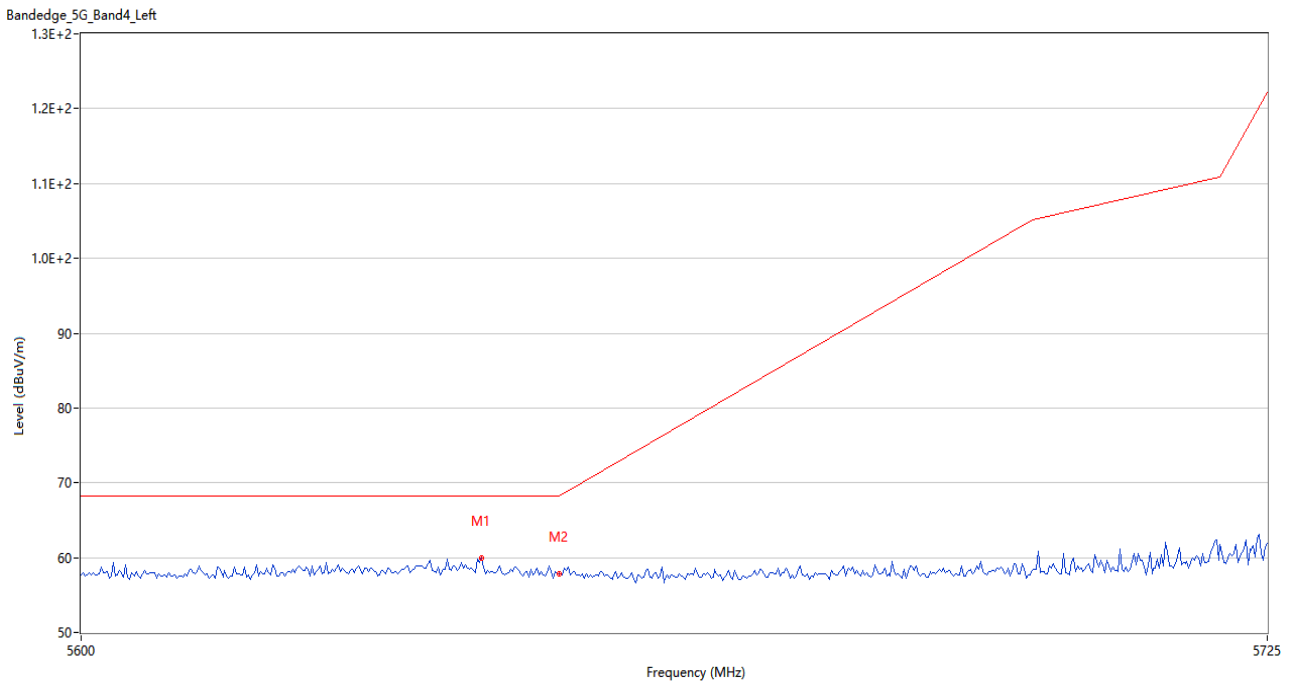
No.	Frequency (MHz)	Results (dBuV/m)	Factor (dB)	Limit (dBuV/m)	Over Limit (dB)	Detector	Table (Degree)	Height (cm)	Antenna	Verdict
1	5624.792	60.07	4.83	68.2	-8.13	Peak	317.00	200	Horizontal	Pass
2	5650.000	57.93	4.91	68.2	-10.27	Peak	88.00	100	Horizontal	Pass

U-NII-3 11n40 CH159



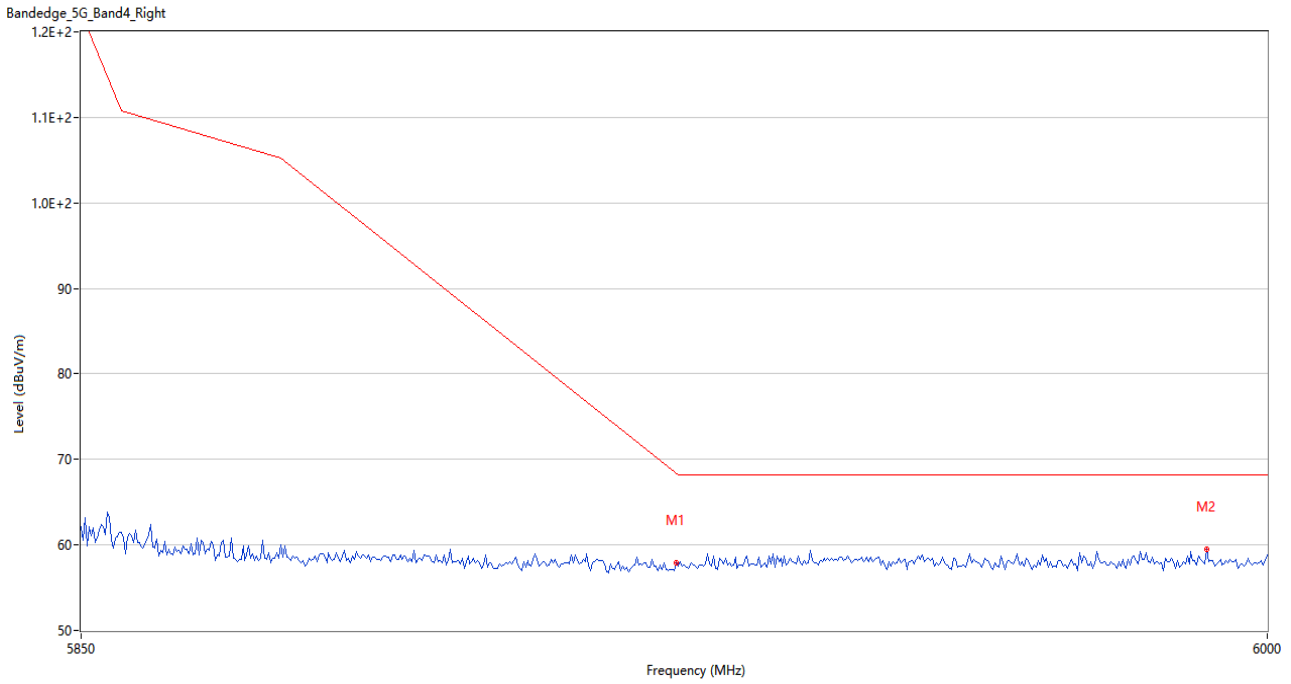
No.	Frequency (MHz)	Results (dBuV/m)	Factor (dB)	Limit (dBuV/m)	Over Limit (dB)	Detector	Table (Degree)	Height (cm)	Antenna	Verdict
1	5924.750	57.74	4.24	68.4	-10.66	Peak	93.00	200	Horizontal	Pass
2	5953.750	59.67	4.53	68.2	-8.53	Peak	343.00	150	Horizontal	Pass

U-NII-3 11ac20 CH149



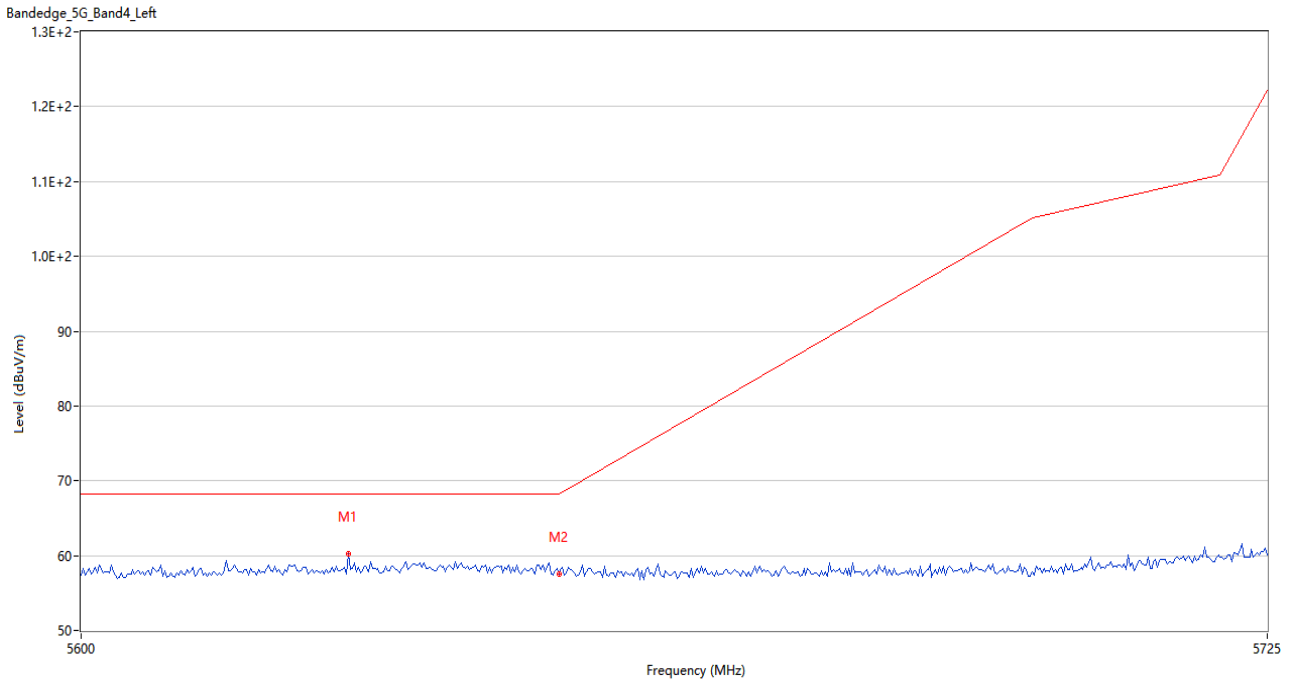
No.	Frequency (MHz)	Results (dBuV/m)	Factor (dB)	Limit (dBuV/m)	Over Limit (dB)	Detector	Table (Degree)	Height (cm)	Antenna	Verdict
1	5641.875	59.88	5.27	68.2	-8.32	Peak	337.00	100	Horizontal	Pass
2	5650.000	57.87	4.91	68.2	-10.33	Peak	252.00	150	Horizontal	Pass

U-NII-3 11ac20 CH165



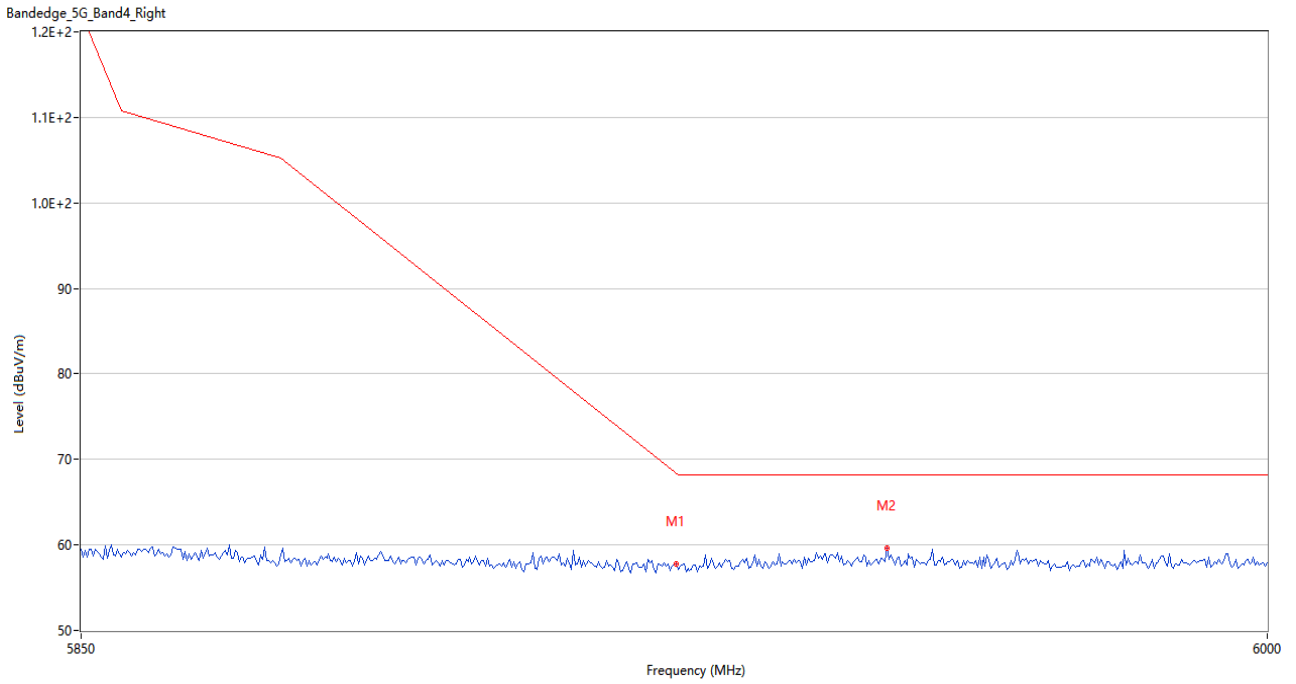
No.	Frequency (MHz)	Results (dBuV/m)	Factor (dB)	Limit (dBuV/m)	Over Limit (dB)	Detector	Table (Degree)	Height (cm)	Antenna	Verdict
1	5924.750	57.97	4.24	68.4	-10.43	Peak	65.00	100	Horizontal	Pass
2	5992.250	59.46	5.26	68.2	-8.74	Peak	283.00	100	Horizontal	Pass

U-NII-3 11ac40 CH151



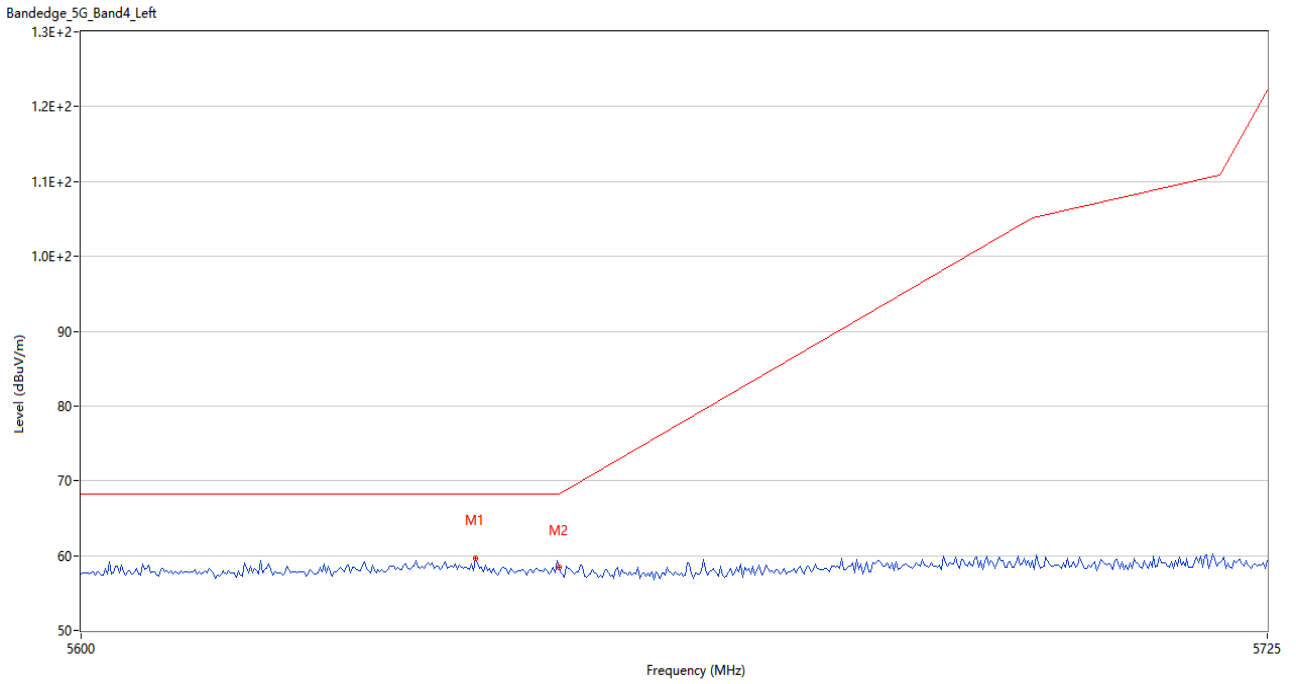
No.	Frequency (MHz)	Results (dBuV/m)	Factor (dB)	Limit (dBuV/m)	Over Limit (dB)	Detector	Table (Degree)	Height (cm)	Antenna	Verdict
1	5627.916	60.29	5.14	68.2	-7.91	Peak	161.00	200	Horizontal	Pass
2	5650.000	57.57	4.91	68.2	-10.63	Peak	273.00	200	Horizontal	Pass

U-NII-3 11ac40 CH159



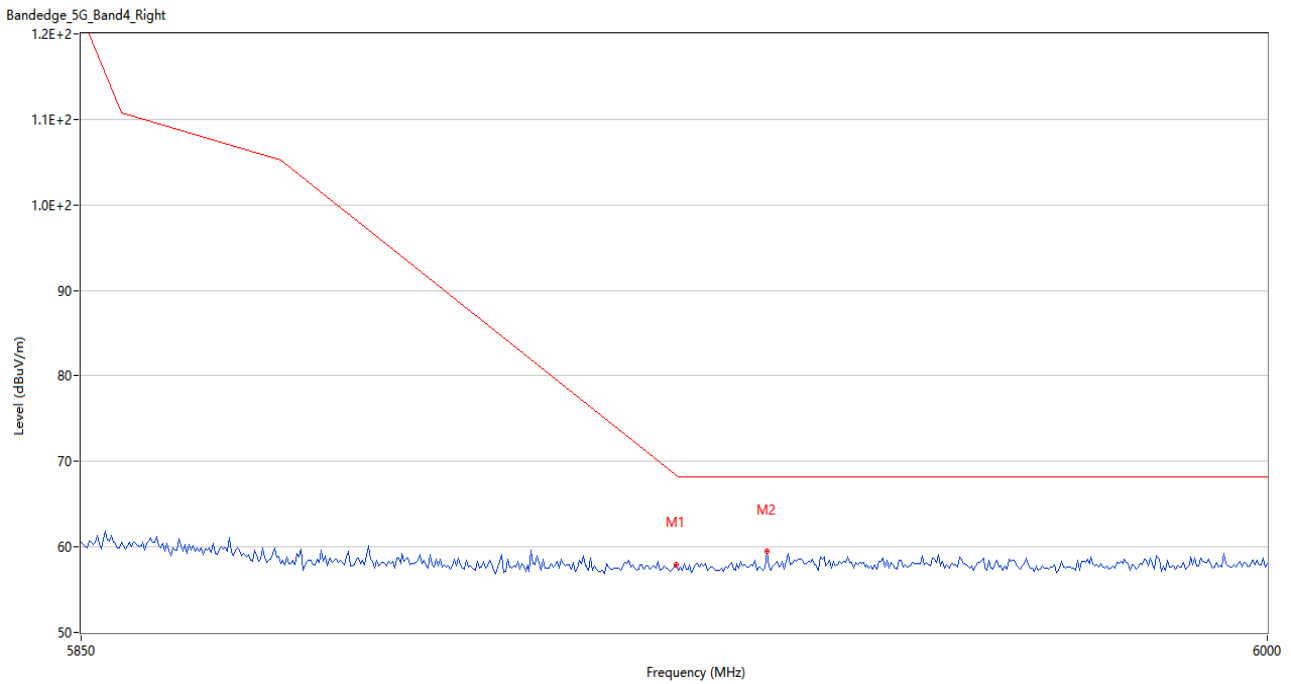
No.	Frequency (MHz)	Results (dBuV/m)	Factor (dB)	Limit (dBuV/m)	Over Limit (dB)	Detector	Table (Degree)	Height (cm)	Antenna	Verdict
1	5924.750	57.83	4.24	68.4	-10.57	Peak	150.00	150	Horizontal	Pass
2	5951.500	59.63	4.55	68.2	-8.57	Peak	206.00	150	Horizontal	Pass

U-NII-3 11ac80 CH155



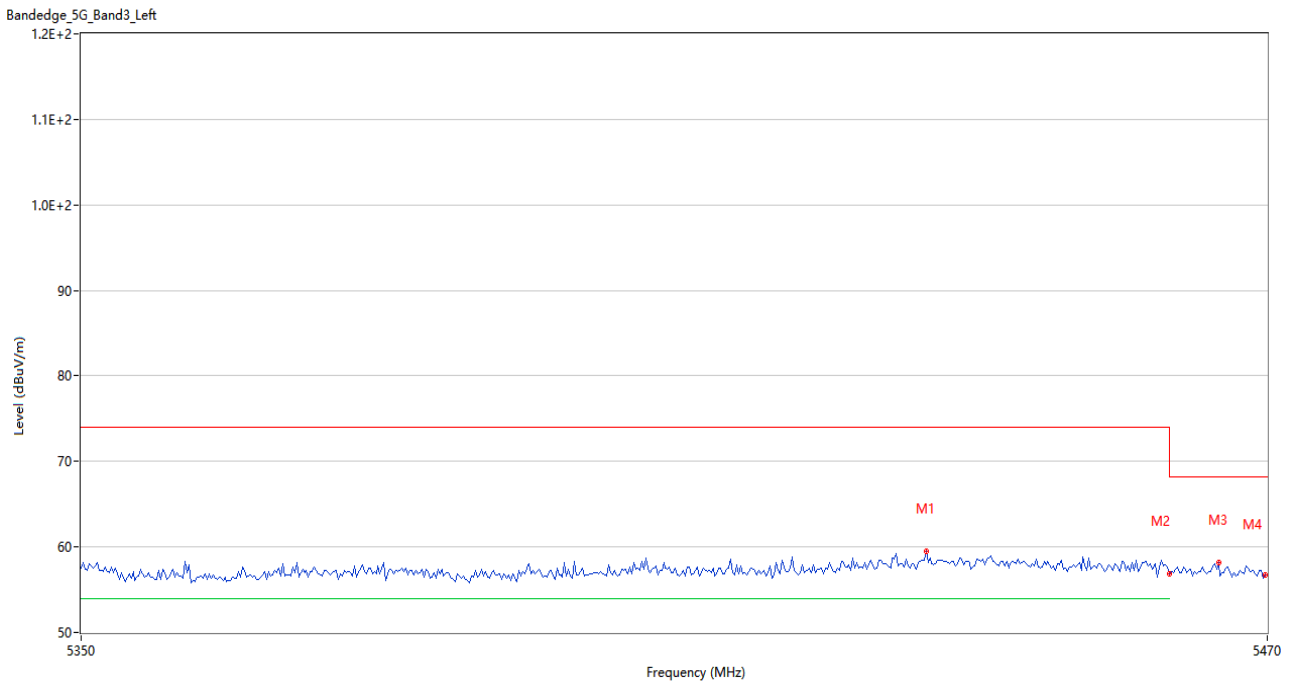
No.	Frequency (MHz)	Results (dBuV/m)	Factor (dB)	Limit (dBuV/m)	Over Limit (dB)	Detector	Table (Degree)	Height (cm)	Antenna	Verdict
1	5641.250	59.70	5.31	68.2	-8.50	Peak	99.00	150	Horizontal	Pass
2	5650.000	58.43	4.91	68.2	-9.77	Peak	183.00	200	Horizontal	Pass

U-NII-3 11ac80 CH155



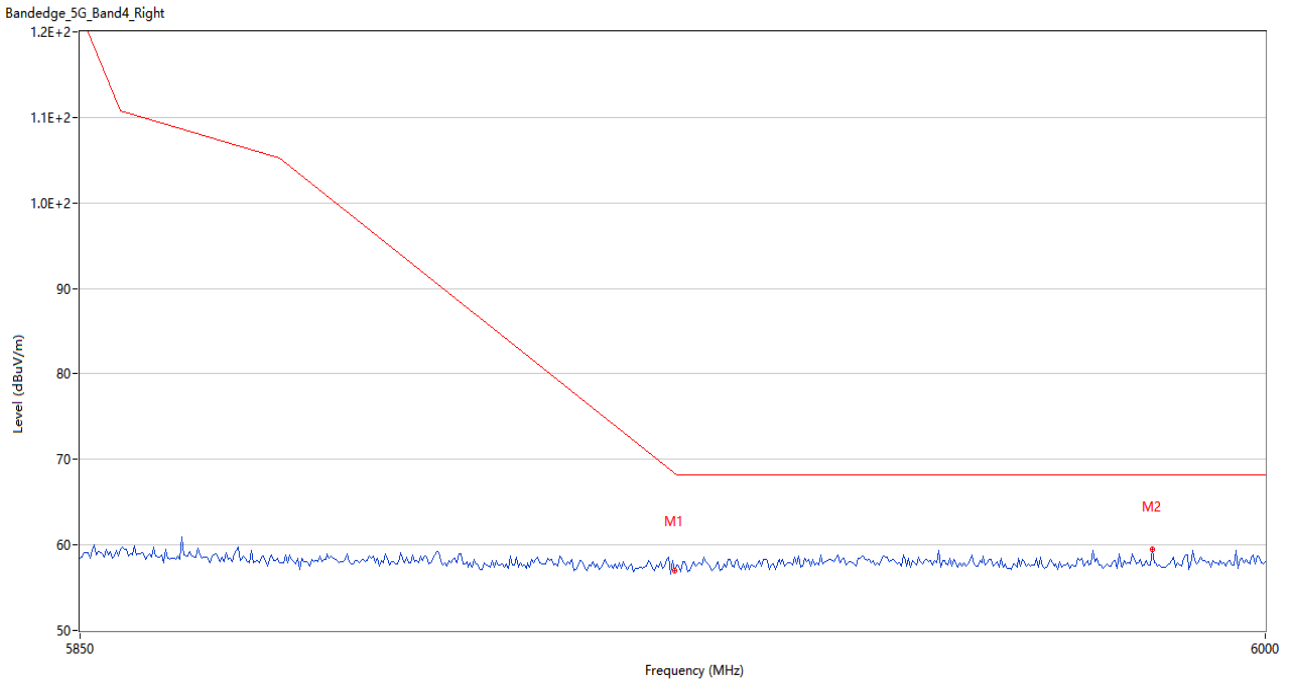
No.	Frequency (MHz)	Results (dBuV/m)	Factor (dB)	Limit (dBuV/m)	Over Limit (dB)	Detector	Table (Degree)	Height (cm)	Antenna	Verdict
1	5924.750	57.91	4.24	68.4	-10.49	Peak	114.00	200	Horizontal	Pass
2	5936.250	59.43	4.49	68.2	-8.77	Peak	321.00	150	Horizontal	Pass

U-NII-2C & U-NII-3 11a CH144



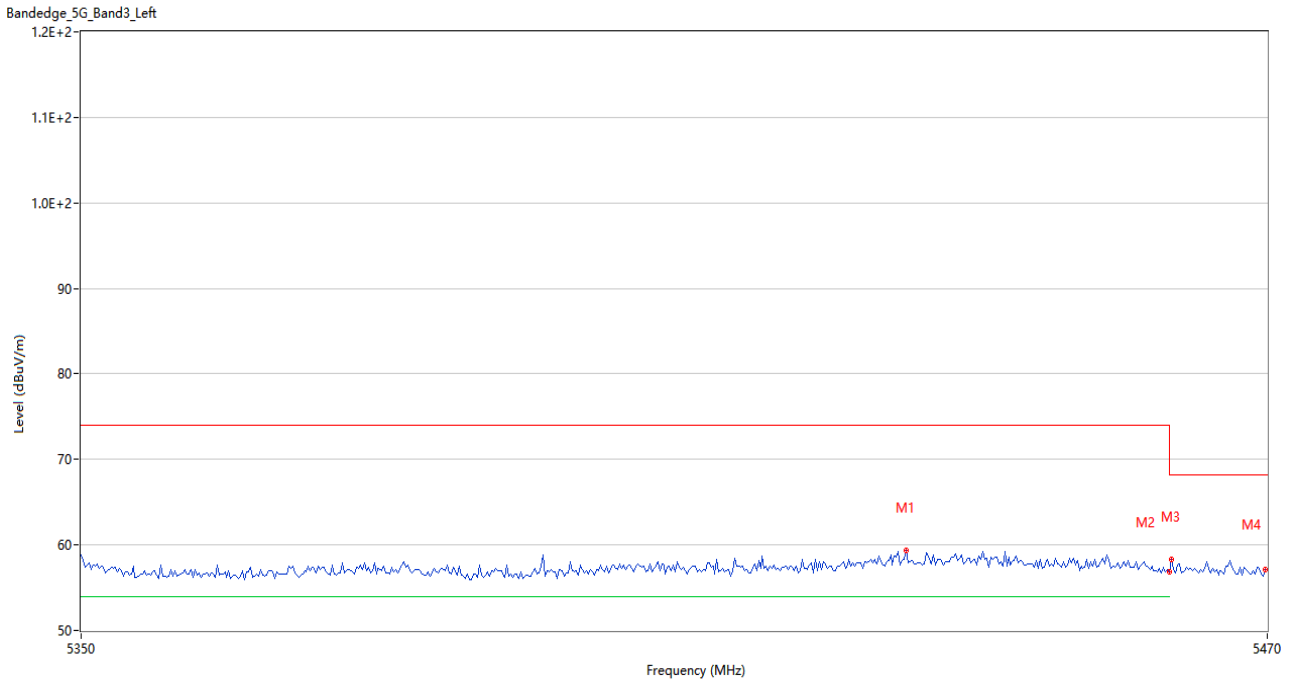
No.	Frequency (MHz)	Results (dBuV/m)	Factor (dB)	Limit (dBuV/m)	Over Limit (dB)	Detector	Table (Degree)	Height (cm)	Antenna	Verdict
1	5435.200	59.53	4.95	74.0	-14.47	Peak	80.00	150	Horizontal	Pass
1**	5435.200	47.71	4.95	54.0	-6.29	AV	80.00	150	Horizontal	Pass
2	5460.000	56.80	4.23	74.0	-17.20	Peak	280.00	150	Horizontal	Pass
2**	5460.000	46.88	4.23	54.0	-7.12	AV	280.00	150	Horizontal	Pass
3	5465.000	58.19	4.07	68.2	-10.01	Peak	10.00	100	Horizontal	Pass
3**	5465.000	46.84	4.07	--	--	AV	10.00	100	Horizontal	N/A
4	5469.800	56.66	3.78	68.2	-11.54	Peak	107.00	100	Horizontal	Pass
4**	5469.800	46.27	3.78	--	--	AV	107.00	100	Horizontal	N/A

U-NII-2C & U-NII-3 11a CH144



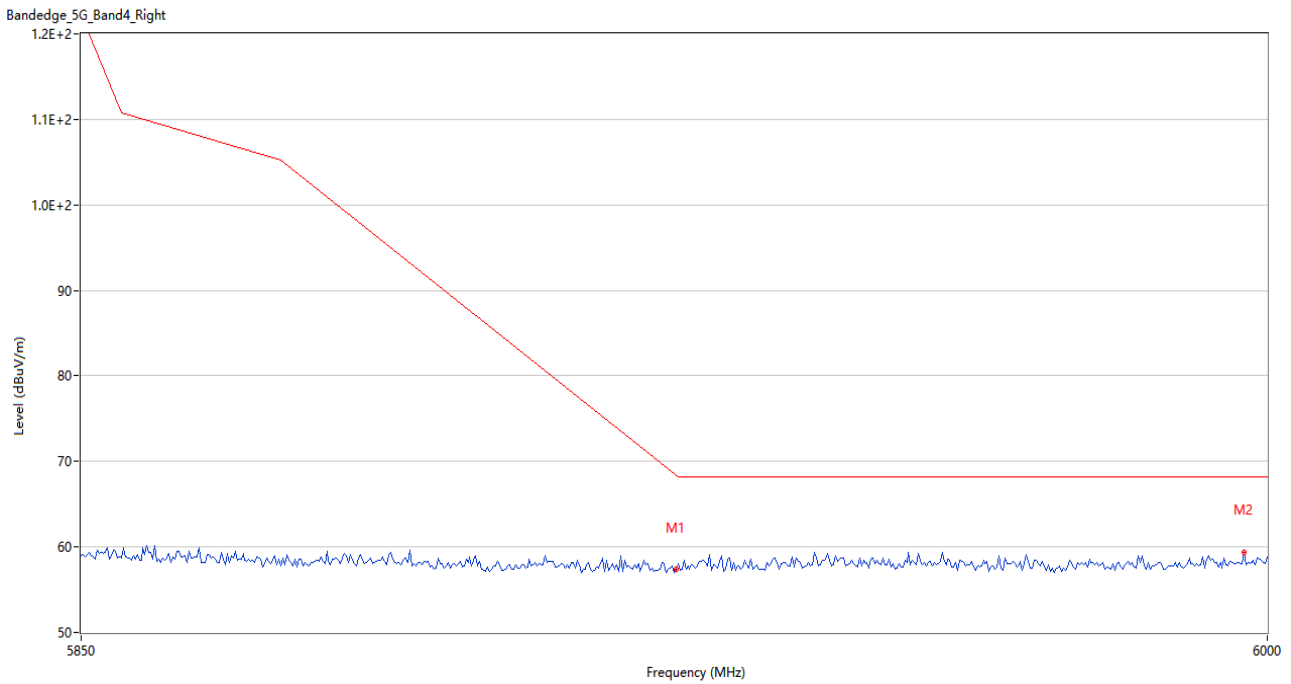
No.	Frequency (MHz)	Results (dBuV/m)	Factor (dB)	Limit (dBuV/m)	Over Limit (dB)	Detector	Table (Degree)	Height (cm)	Antenna	Verdict
1	5924.750	57.05	4.24	68.4	-11.35	Peak	280.00	100	Horizontal	Pass
2	5985.500	59.47	5.09	68.2	-8.73	Peak	157.00	100	Horizontal	Pass

U-NII-2C & U-NII-3 11n20 CH144



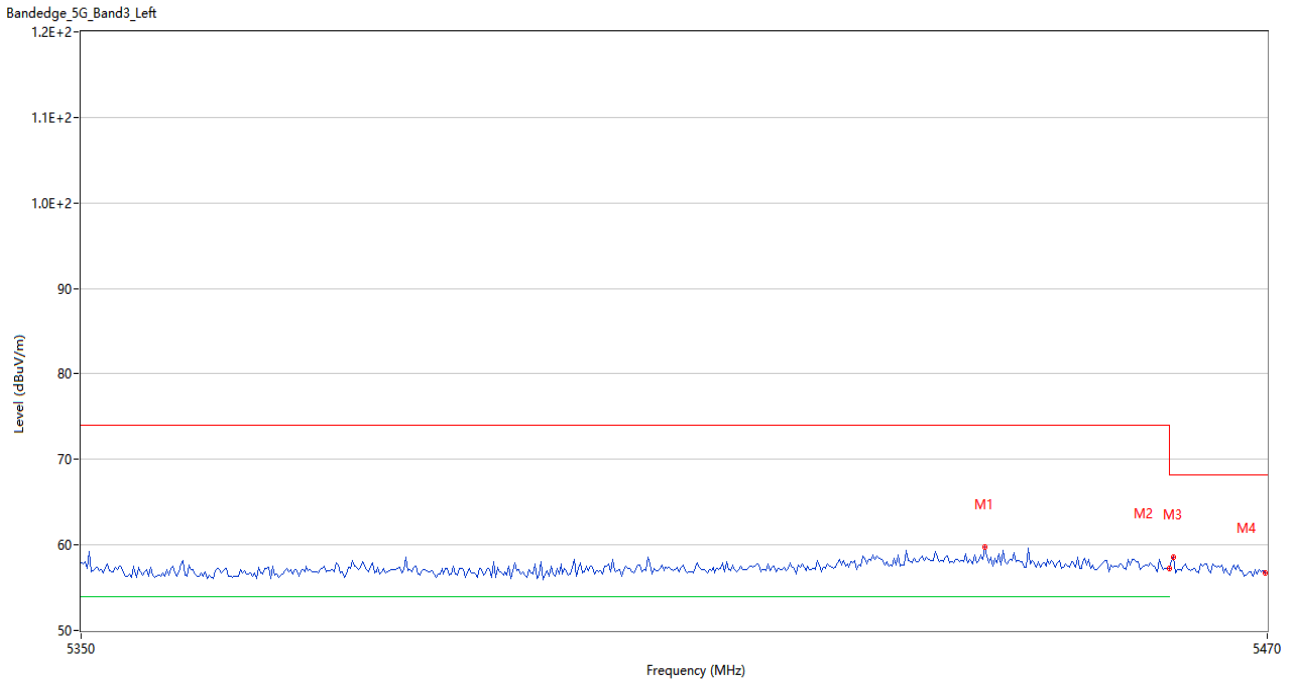
No.	Frequency (MHz)	Results (dBuV/m)	Factor (dB)	Limit (dBuV/m)	Over Limit (dB)	Detector	Table (Degree)	Height (cm)	Antenna	Verdict
1	5433.200	59.34	4.74	74.0	-14.66	Peak	34.00	150	Horizontal	Pass
1**	5433.200	47.41	4.74	54.0	-6.59	AV	34.00	150	Horizontal	Pass
2	5460.000	56.90	4.23	74.0	-17.10	Peak	222.00	200	Horizontal	Pass
2**	5460.000	46.72	4.23	54.0	-7.28	AV	222.00	200	Horizontal	Pass
3	5460.200	58.31	4.21	68.2	-9.89	Peak	20.00	200	Horizontal	Pass
3**	5460.200	46.74	4.21	--	--	AV	20.00	200	Horizontal	N/A
4	5469.800	57.07	3.78	68.2	-11.13	Peak	318.00	100	Horizontal	Pass
4**	5469.800	46.30	3.78	--	--	AV	318.00	100	Horizontal	N/A

U-NII-2C & U-NII-3 11n20 CH144



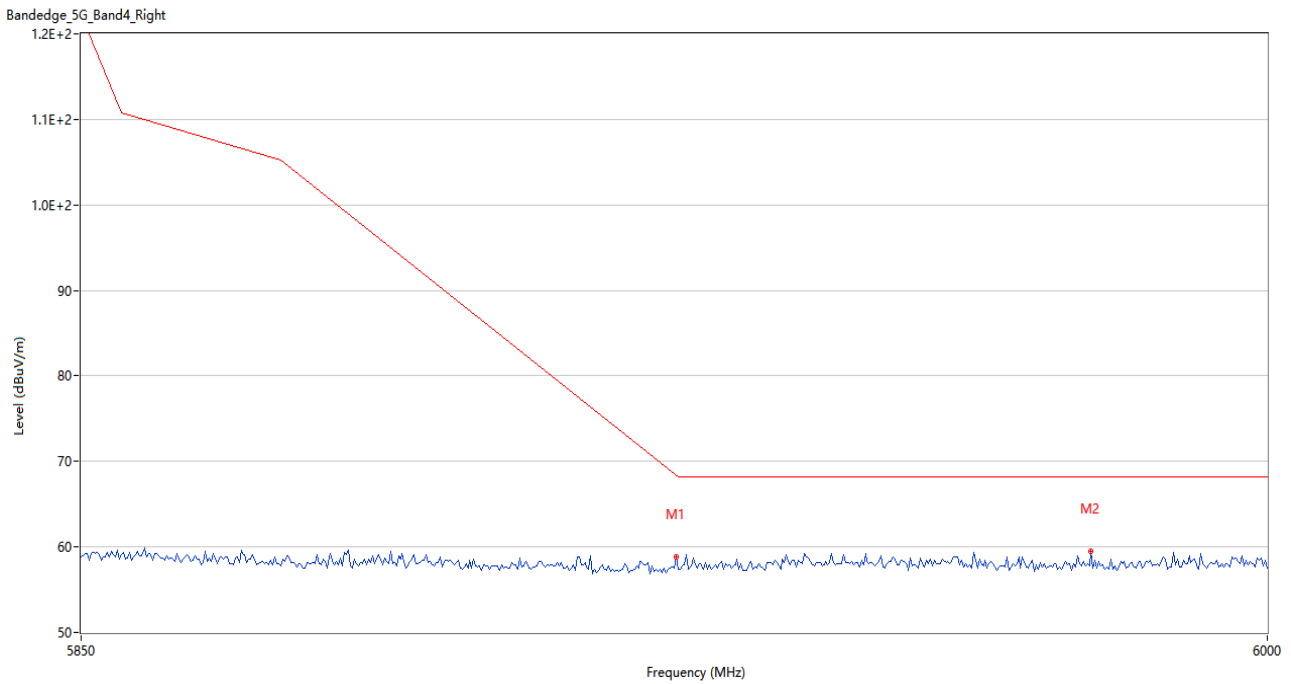
No.	Frequency (MHz)	Results (dBuV/m)	Factor (dB)	Limit (dBuV/m)	Over Limit (dB)	Detector	Table (Degree)	Height (cm)	Antenna	Verdict
1	5924.750	57.32	4.24	68.4	-11.08	Peak	335.00	150	Horizontal	Pass
2	5997.000	59.39	5.20	68.2	-8.81	Peak	283.00	100	Horizontal	Pass

U-NII-2C & U-NII-3 11n40 CH142



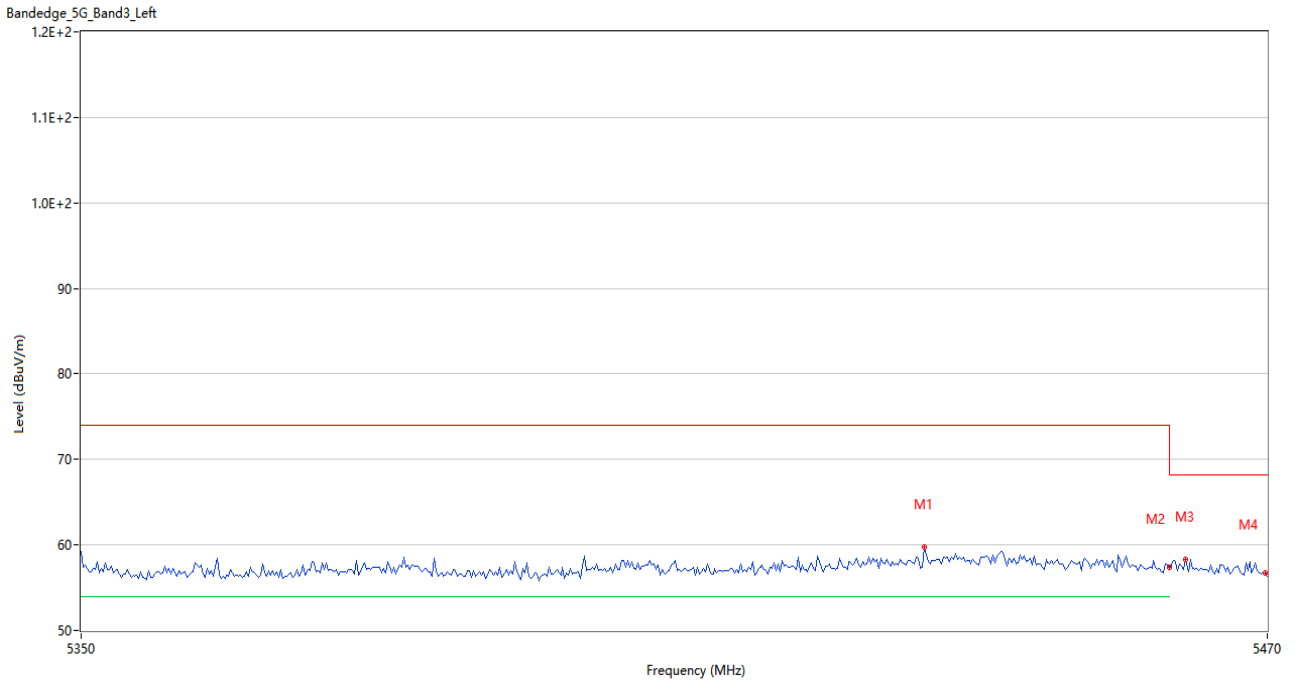
No.	Frequency (MHz)	Results (dBuV/m)	Factor (dB)	Limit (dBuV/m)	Over Limit (dB)	Detector	Table (Degree)	Height (cm)	Antenna	Verdict
1	5441.200	59.82	4.95	74.0	-14.18	Peak	117.00	150	Horizontal	Pass
1**	5441.200	47.71	4.95	54.0	-6.29	AV	117.00	150	Horizontal	Pass
2	5460.000	57.23	4.23	74.0	-16.77	Peak	289.00	200	Horizontal	Pass
2**	5460.000	46.79	4.23	54.0	-7.21	AV	289.00	200	Horizontal	Pass
3	5460.400	58.53	4.19	68.2	-9.67	Peak	45.00	200	Horizontal	Pass
3**	5460.400	46.91	4.19	--	--	AV	45.00	200	Horizontal	N/A
4	5469.800	56.77	3.78	68.2	-11.43	Peak	216.00	100	Horizontal	Pass
4**	5469.800	46.25	3.78	--	--	AV	216.00	100	Horizontal	N/A

U-NII-2C & U-NII-3 11n40 CH142



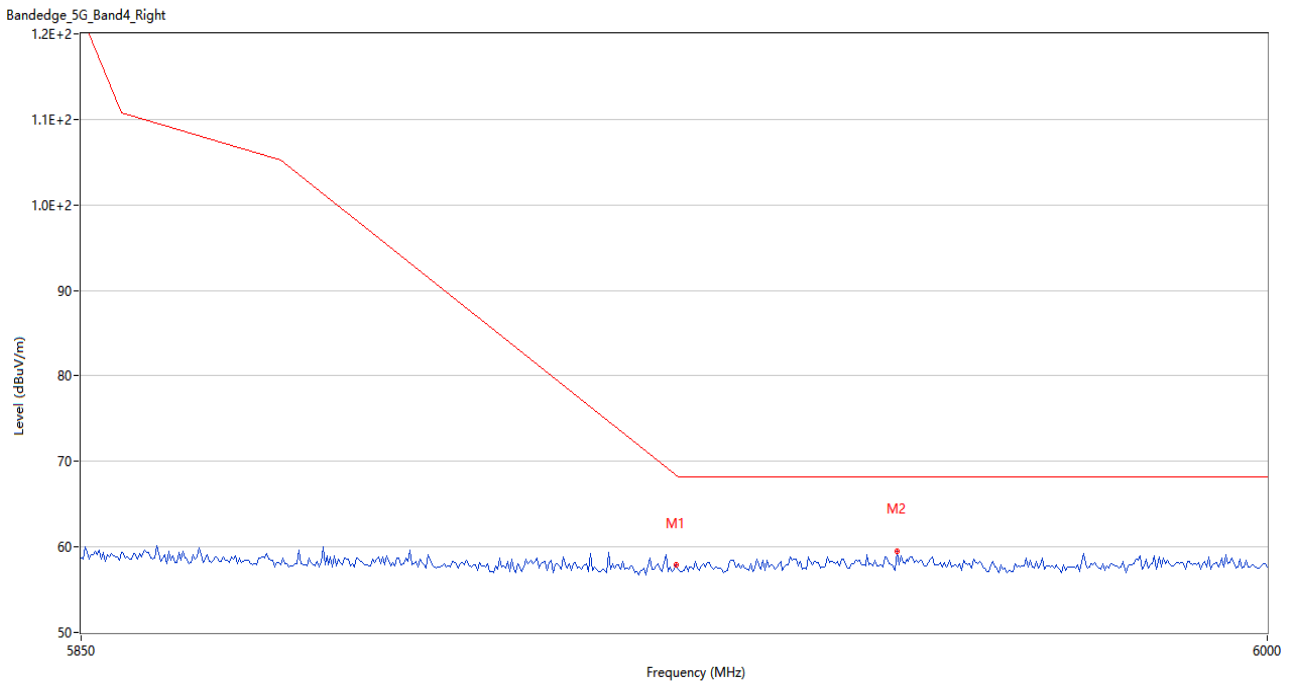
No.	Frequency (MHz)	Results (dBuV/m)	Factor (dB)	Limit (dBuV/m)	Over Limit (dB)	Detector	Table (Degree)	Height (cm)	Antenna	Verdict
1	5924.750	58.88	4.24	68.4	-9.52	Peak	339.00	150	Horizontal	Pass
2	5977.500	59.53	4.77	68.2	-8.67	Peak	359.00	150	Horizontal	Pass

U-NII-2C & U-NII-3 11ac20 CH144



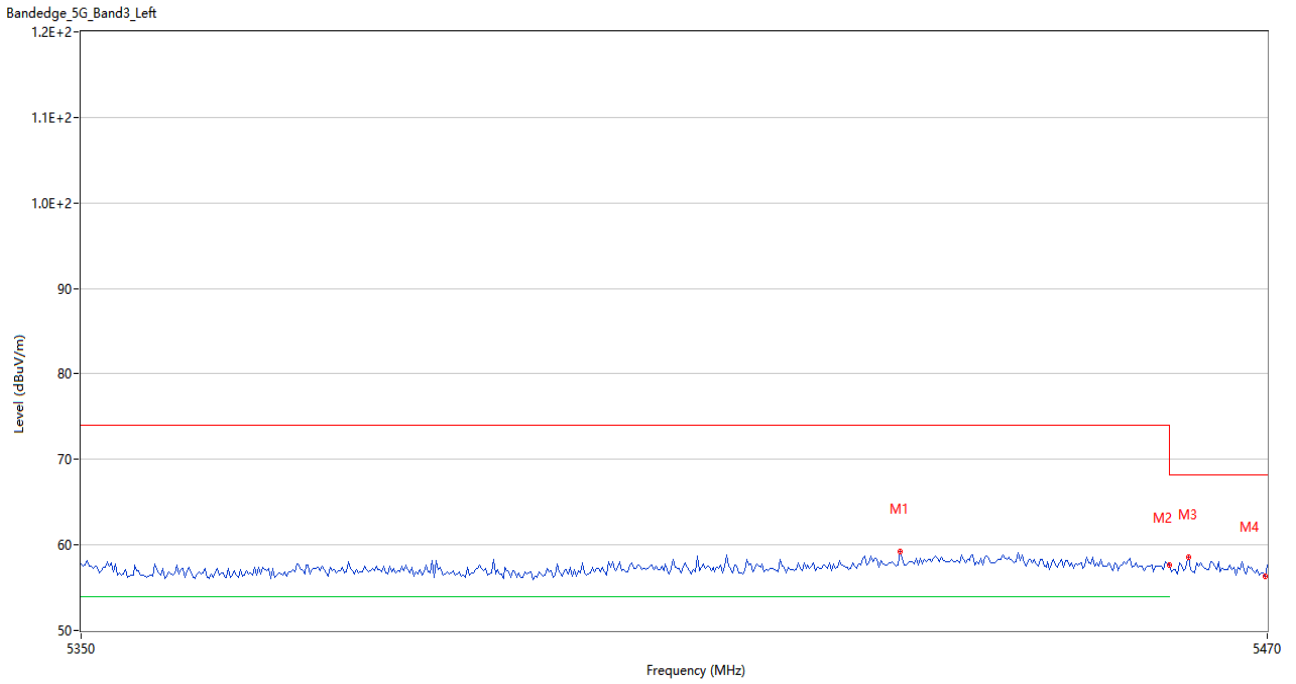
No.	Frequency (MHz)	Results (dBuV/m)	Factor (dB)	Limit (dBuV/m)	Over Limit (dB)	Detector	Table (Degree)	Height (cm)	Antenna	Verdict
1	5435.000	59.75	4.93	74.0	-14.25	Peak	103.00	200	Horizontal	Pass
1**	5435.000	47.62	4.93	54.0	-6.38	AV	103.00	200	Horizontal	Pass
2	5460.000	57.43	4.23	74.0	-16.57	Peak	-1.00	100	Horizontal	Pass
2**	5460.000	46.77	4.23	54.0	-7.23	AV	-1.00	100	Horizontal	Pass
3	5461.600	58.26	4.13	68.2	-9.94	Peak	315.00	100	Horizontal	Pass
3**	5461.600	46.85	4.13	--	--	AV	315.00	100	Horizontal	N/A
4	5469.800	56.79	3.78	68.2	-11.41	Peak	313.00	100	Horizontal	Pass
4**	5469.800	46.26	3.78	--	--	AV	313.00	100	Horizontal	N/A

U-NII-2C & U-NII-3 11ac20 CH144



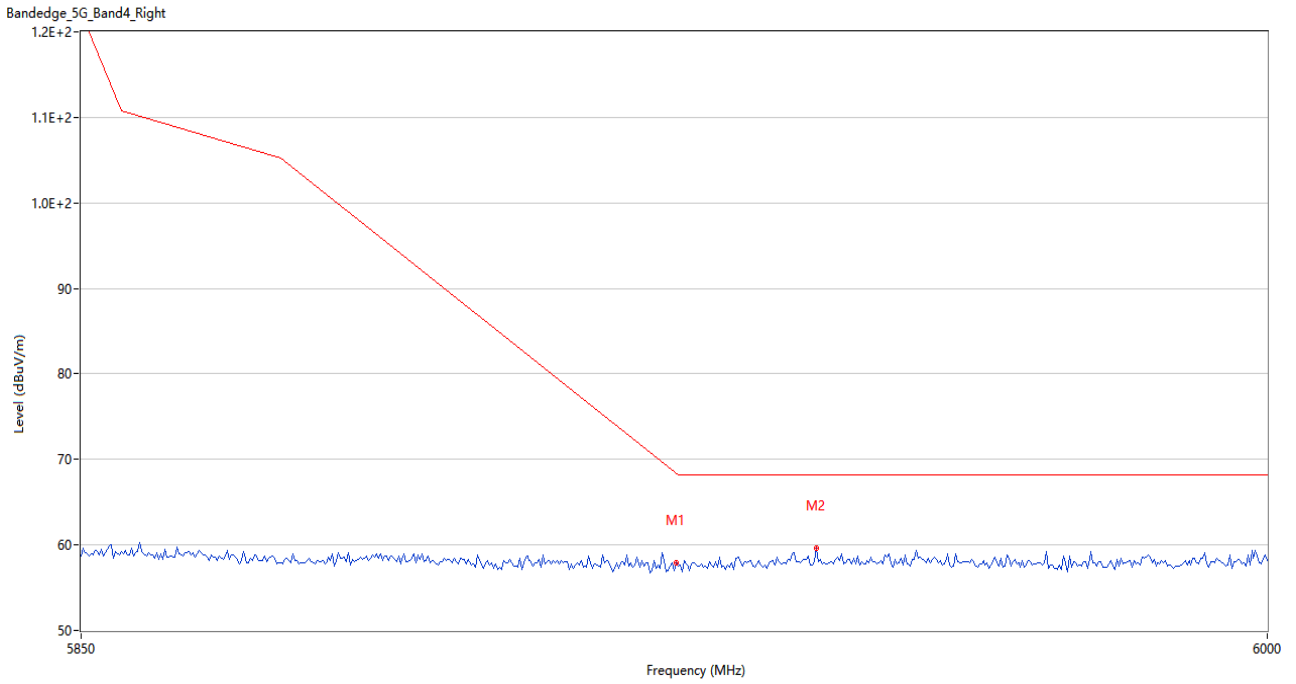
No.	Frequency (MHz)	Results (dBuV/m)	Factor (dB)	Limit (dBuV/m)	Over Limit (dB)	Detector	Table (Degree)	Height (cm)	Antenna	Verdict
1	5924.750	57.85	4.24	68.4	-10.55	Peak	227.00	100	Horizontal	Pass
2	5952.750	59.53	4.54	68.2	-8.67	Peak	271.00	200	Horizontal	Pass

U-NII-2C & U-NII-3 11ac40 CH142



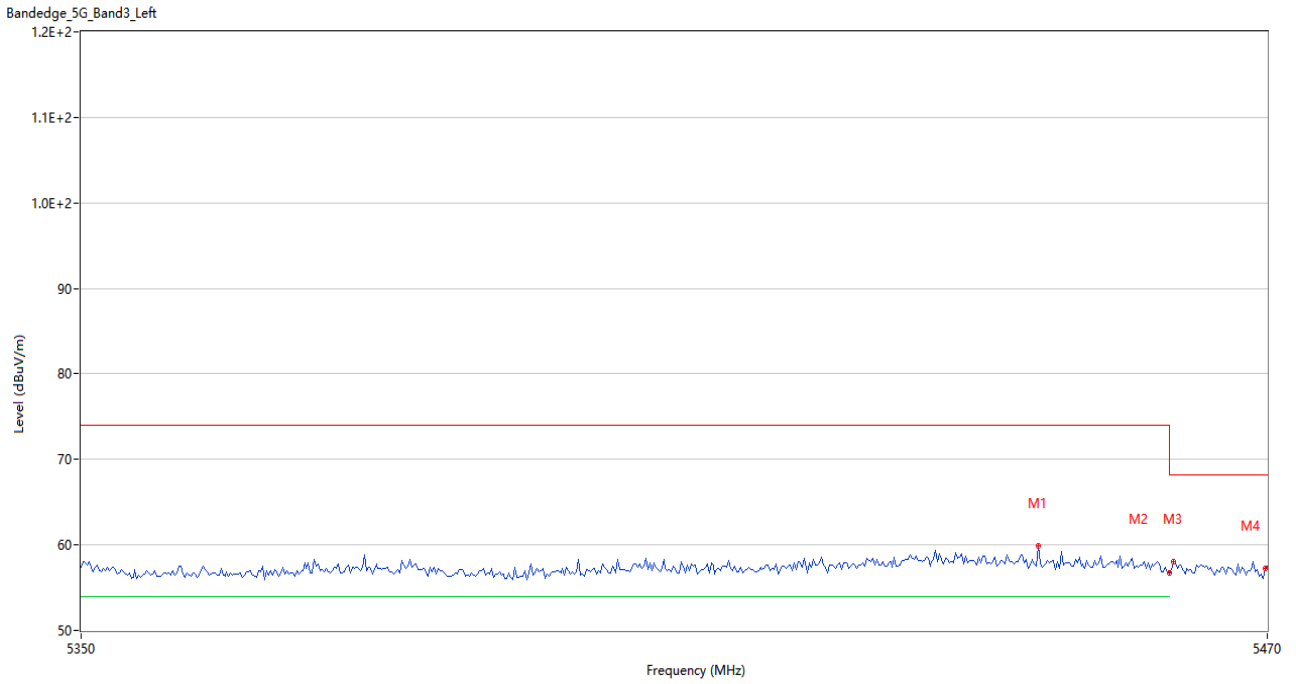
No.	Frequency (MHz)	Results (dBuV/m)	Factor (dB)	Limit (dBuV/m)	Over Limit (dB)	Detector	Table (Degree)	Height (cm)	Antenna	Verdict
1	5432.600	59.23	4.71	74.0	-14.77	Peak	265.00	100	Horizontal	Pass
1**	5432.600	47.51	4.71	54.0	-6.49	AV	265.00	100	Horizontal	Pass
2	5460.000	57.62	4.23	74.0	-16.38	Peak	102.00	200	Horizontal	Pass
2**	5460.000	46.74	4.23	54.0	-7.26	AV	102.00	200	Horizontal	Pass
3	5462.000	58.57	4.16	68.2	-9.63	Peak	352.00	200	Horizontal	Pass
3**	5462.000	46.67	4.16	--	--	AV	352.00	200	Horizontal	N/A
4	5469.800	56.39	3.78	68.2	-11.81	Peak	278.00	150	Horizontal	Pass
4**	5469.800	46.24	3.78	--	--	AV	278.00	150	Horizontal	N/A

U-NII-2C & U-NII-3 11ac40 CH142



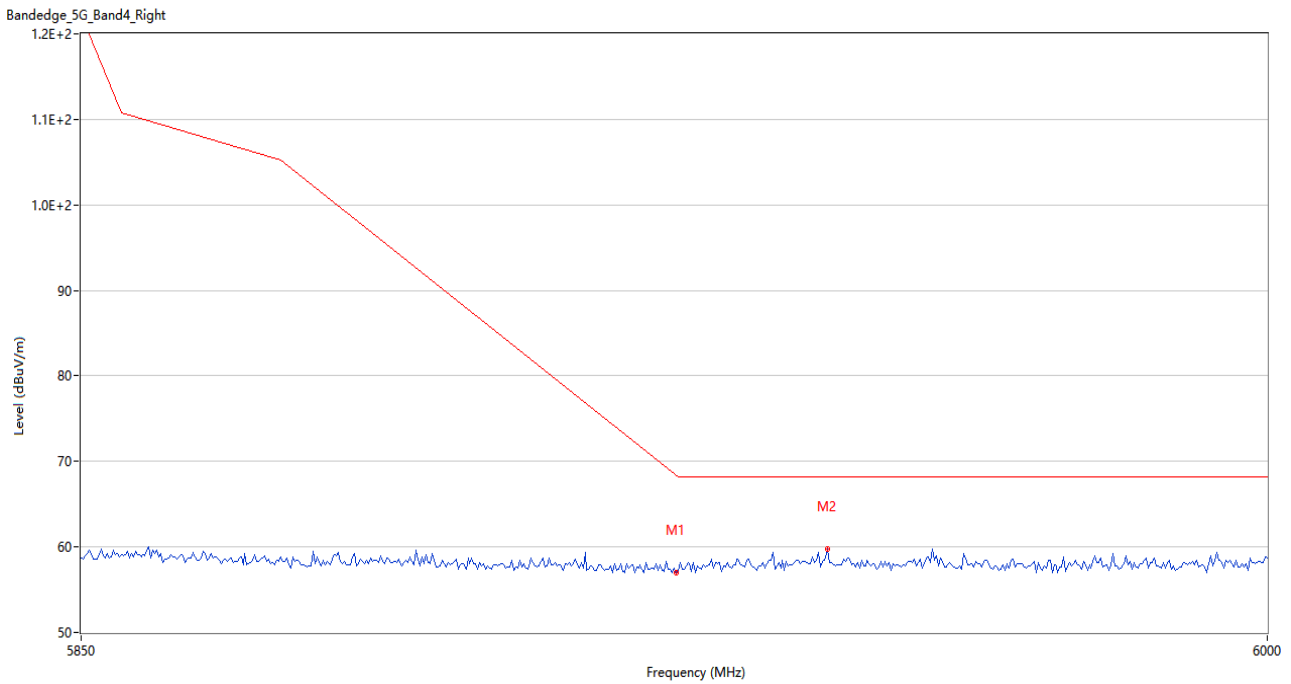
No.	Frequency (MHz)	Results (dBuV/m)	Factor (dB)	Limit (dBuV/m)	Over Limit (dB)	Detector	Table (Degree)	Height (cm)	Antenna	Verdict
1	5924.750	57.95	4.24	68.4	-10.45	Peak	206.00	100	Horizontal	Pass
2	5942.500	59.59	4.69	68.2	-8.61	Peak	135.00	150	Horizontal	Pass

U-NII-2C & U-NII-3 11ac80 CH138



No.	Frequency (MHz)	Results (dBuV/m)	Factor (dB)	Limit (dBuV/m)	Over Limit (dB)	Detector	Table (Degree)	Height (cm)	Antenna	Verdict
1	5446.600	59.84	4.51	74.0	-14.16	Peak	39.00	100	Horizontal	Pass
1**	5446.600	47.12	4.51	54.0	-6.88	AV	39.00	100	Horizontal	Pass
2	5460.000	56.75	4.23	74.0	-17.25	Peak	178.00	200	Horizontal	Pass
2**	5460.000	46.81	4.23	54.0	-7.19	AV	178.00	200	Horizontal	Pass
3	5460.400	58.06	4.19	68.2	-10.14	Peak	117.00	100	Horizontal	Pass
3**	5460.400	46.92	4.19	--	--	AV	117.00	100	Horizontal	N/A
4	5469.800	57.23	3.78	68.2	-10.97	Peak	54.00	200	Horizontal	Pass
4**	5469.800	46.25	3.78	--	--	AV	54.00	200	Horizontal	N/A

U-NII-2C & U-NII-3 11ac80 CH138



No.	Frequency (MHz)	Results (dBuV/m)	Factor (dB)	Limit (dBuV/m)	Over Limit (dB)	Detector	Table (Degree)	Height (cm)	Antenna	Verdict
1	5924.750	56.99	4.24	68.4	-11.41	Peak	100.00	200	Vertical	Pass
2	5944.000	59.80	4.64	68.2	-8.40	Peak	98.00	200	Vertical	Pass

ANNEX B TEST SETUP PHOTOS

Please refer the document “BL-SZ2270591-AR.PDF”.

ANNEX C EUT EXTERNAL PHOTOS

Please refer the document “BL-SZ2270591-AW.PDF”.

ANNEX D EUT INTERNAL PHOTOS

Please refer the document “BL-SZ2270591-AI.PDF”.

Statement

1. The laboratory guarantees the scientificity, accuracy and impartiality of the test, and is responsible for all the information in the report, except the information provided by the customer. The customer is responsible for the impact of the information provided on the validity of the results.
2. The report without China inspection body and laboratory Mandatory Approval (CMA) mark has no effect of proving to the society.
3. For the report with CNAS mark or A2LA mark, the items marked with "☆" are not within the accredited scope.
4. This report is invalid if it is altered, without the signature of the testing and approval personnel, or without the "inspection and testing dedicated stamp" or test report stamp.
5. The test data and results are only valid for the tested samples provided by the customer.
6. This report shall not be partially reproduced without the written permission of the laboratory.
7. Any objection shall be raised to the laboratory within 30 days after receiving the report.

--END OF REPORT--