

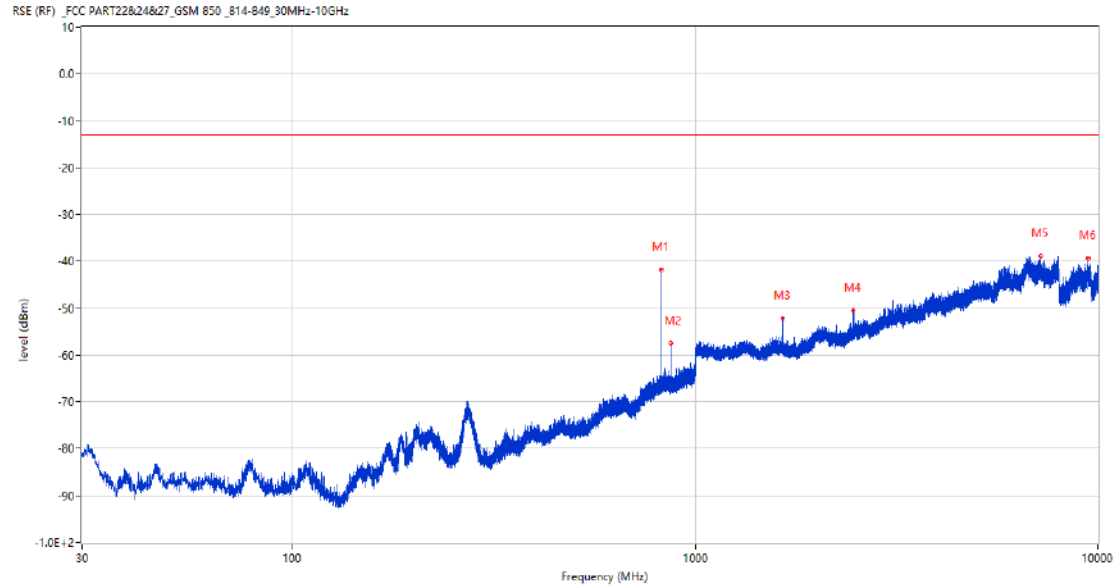
## **A.7 Field Strength of Spurious Radiation**

GSM

1 GSM 850

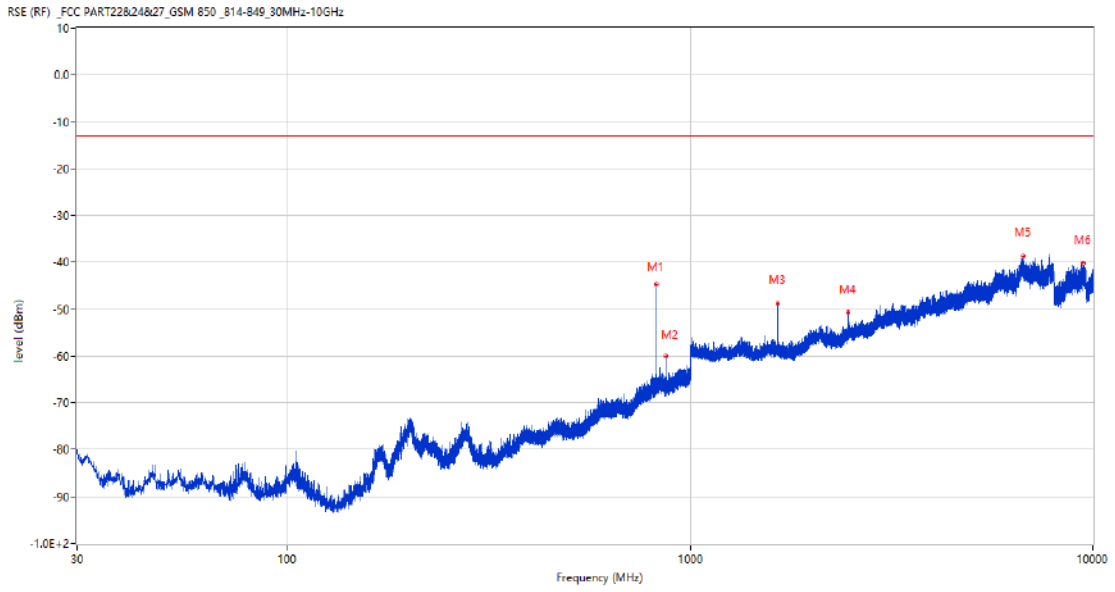
1.1 GSM 850 Low Channel

RSE-H&H GSM 850 CH128



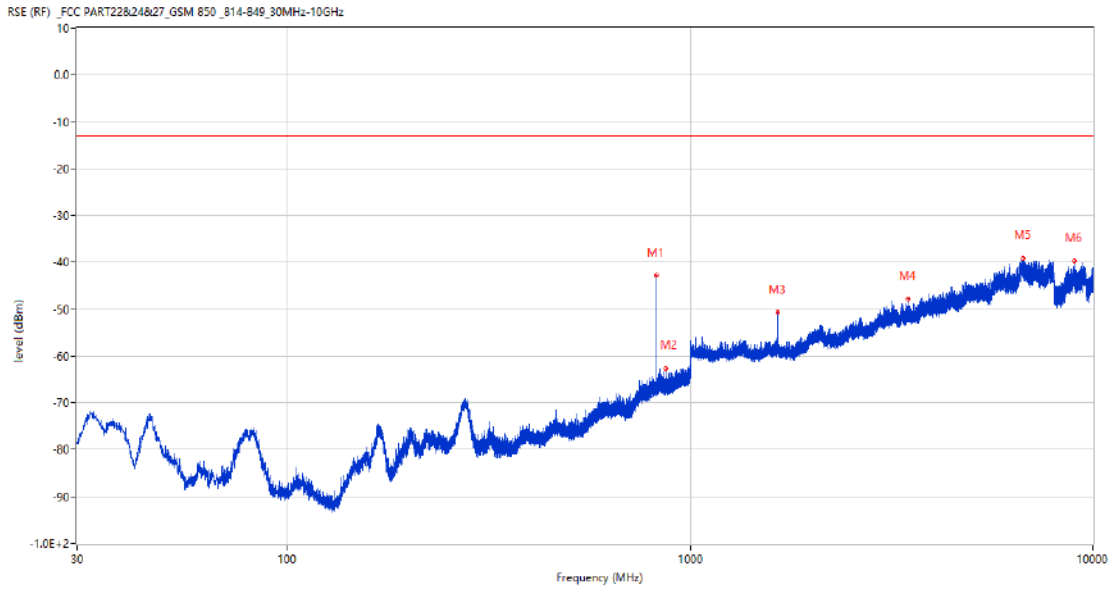
Frequency (MHz)	Result (dBm)	Factor (dB)	PK Limit (dBm)	Over Limit (dB)	Table (o)	ANT	EUT	Verdict
824.236	-41.78	4.28	-13.0	-28.78	163.00	Horizontal	Horizontal	N/A
869.147	-57.61	4.19	-13.0	-44.61	117.00	Horizontal	Horizontal	N/A
1649.400	-52.16	-4.13	-13.0	-39.16	182.00	Horizontal	Horizontal	Pass
2473.300	-50.48	-0.32	-13.0	-37.48	278.00	Horizontal	Horizontal	Pass
7200.500	-38.90	14.84	-13.0	-25.90	0.00	Horizontal	Horizontal	Pass
9464.300	-39.28	13.77	-13.0	-26.28	103.00	Horizontal	Horizontal	Pass

RSE-H&V GSM 850 CH128



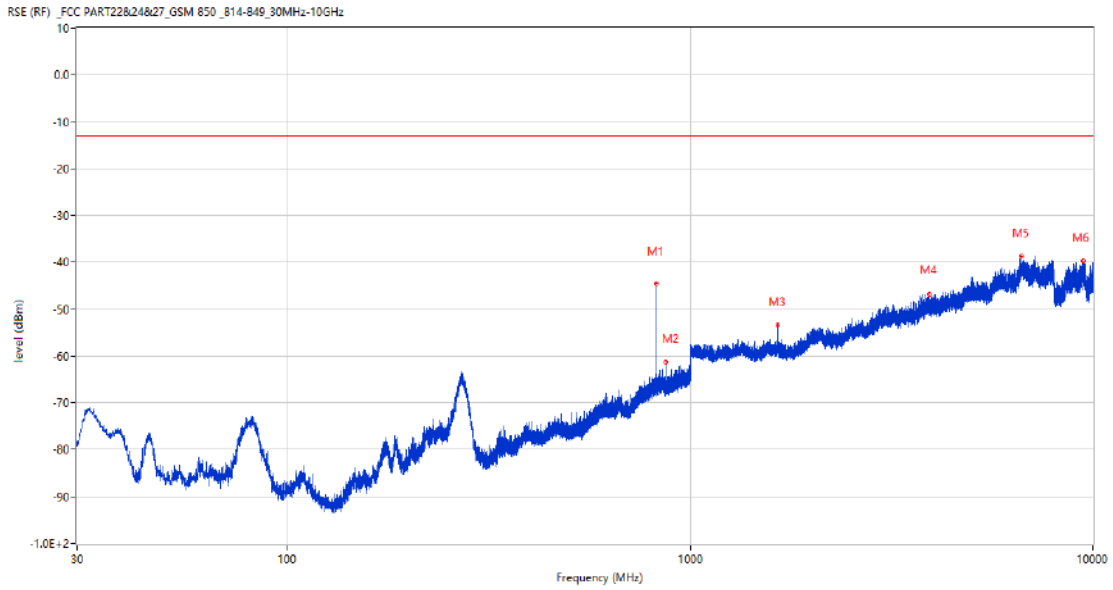
Frequency (MHz)	Result (dBm)	Factor (dB)	PK Limit (dBm)	Over Limit (dB)	Table (o)	ANT	EUT	Verdict
824.188	-44.66	4.28	-13.0	-31.66	289.00	Horizontal	Vertical	N/A
869.147	-60.10	4.19	-13.0	-47.10	85.00	Horizontal	Vertical	N/A
1648.900	-48.75	-4.15	-13.0	-35.75	172.00	Horizontal	Vertical	Pass
2473.200	-50.80	-0.33	-13.0	-37.80	192.00	Horizontal	Vertical	Pass
6709.500	-38.64	15.62	-13.0	-25.64	86.00	Horizontal	Vertical	Pass
9481.099	-40.22	13.25	-13.0	-27.22	138.00	Horizontal	Vertical	Pass

RSE-V&V GSM 850 CH128



Frequency (MHz)	Result (dBm)	Factor (dB)	PK Limit (dBm)	Over Limit (dB)	Table (o)	ANT	EUT	Verdict
824.284	-42.86	4.28	-13.0	-29.86	0.00	Vertical	Vertical	N/A
869.244	-62.69	4.20	-13.0	-49.69	103.00	Vertical	Vertical	N/A
1649.200	-50.66	-4.15	-13.0	-37.66	131.00	Vertical	Vertical	Pass
3469.500	-47.81	7.21	-13.0	-34.81	0.00	Vertical	Vertical	Pass
6715.000	-39.08	15.76	-13.0	-26.08	159.00	Vertical	Vertical	Pass
8977.800	-39.63	13.58	-13.0	-26.63	201.00	Vertical	Vertical	Pass

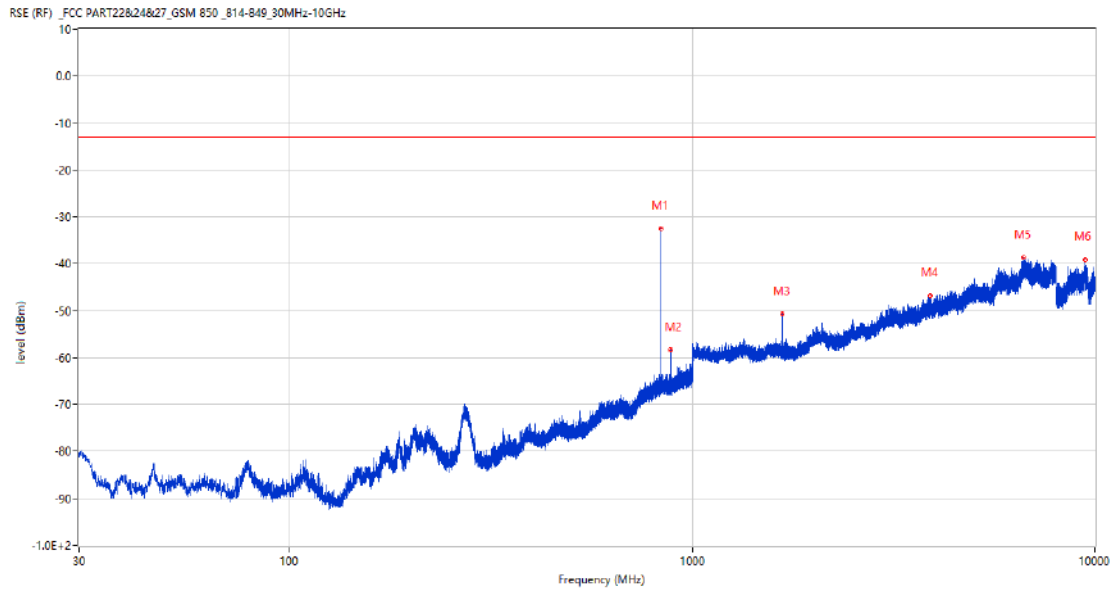
RSE-V&H GSM 850 CH128



Frequency (MHz)	Result (dBm)	Factor (dB)	PK Limit (dBm)	Over Limit (dB)	Table (o)	ANT	EUT	Verdict
824.236	-44.41	4.28	-13.0	-31.41	197.00	Vertical	Horizontal	N/A
869.244	-61.19	4.20	-13.0	-48.19	185.00	Vertical	Horizontal	N/A
1649.200	-53.37	-4.15	-13.0	-40.37	319.00	Vertical	Horizontal	Pass
3921.750	-46.86	9.00	-13.0	-33.86	328.00	Vertical	Horizontal	Pass
6659.750	-38.62	14.86	-13.0	-25.62	32.00	Vertical	Horizontal	Pass
9469.901	-39.67	13.60	-13.0	-26.67	348.00	Vertical	Horizontal	Pass

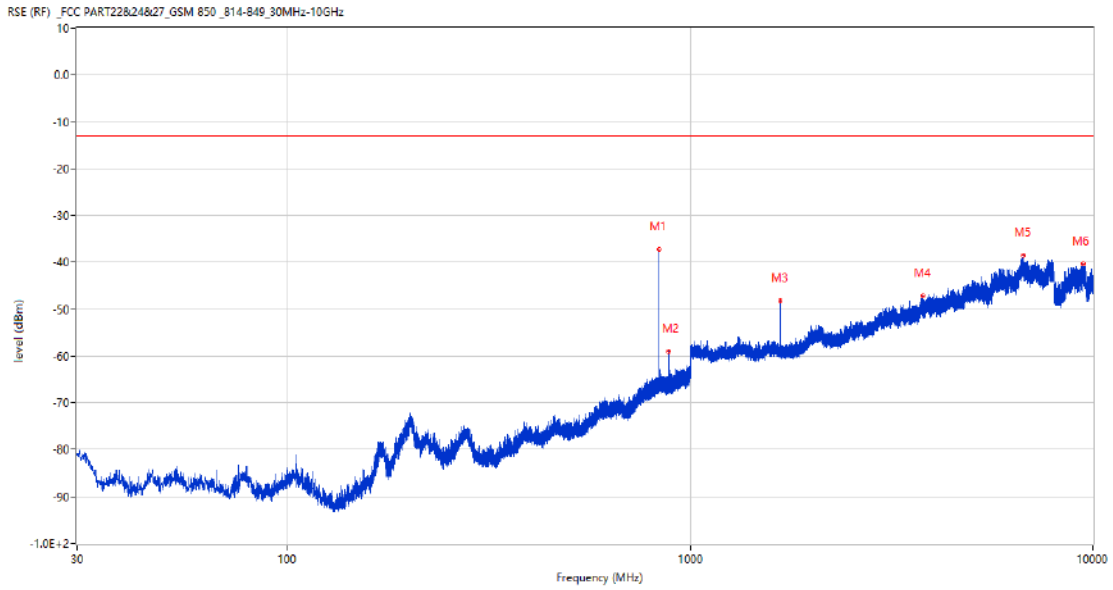
## 1.2 GSM 850 Middle Channel

### RSE-H&H GSM 850 CH190



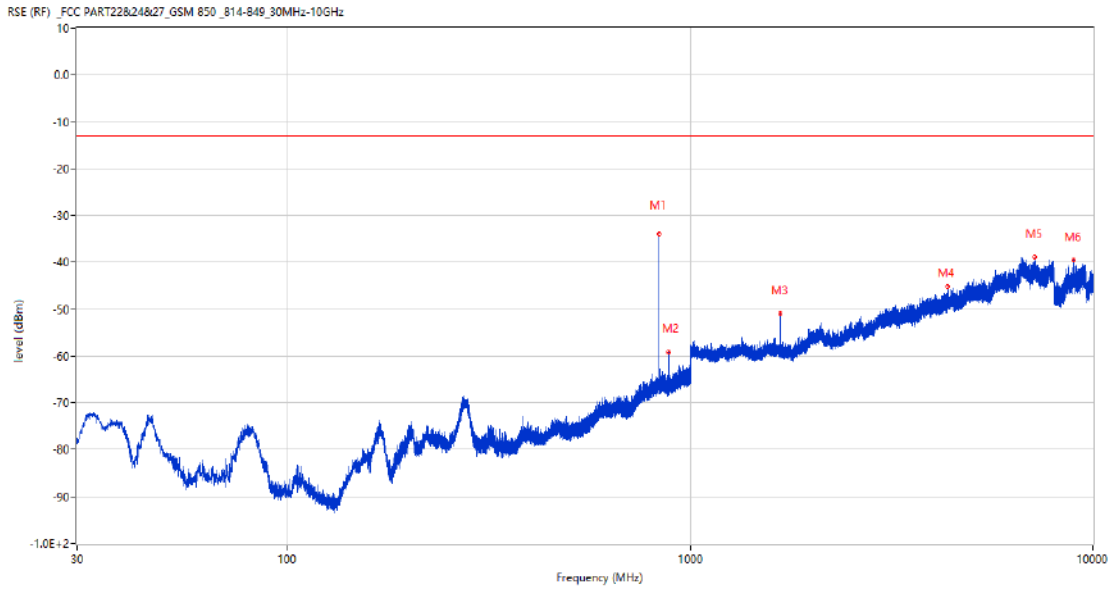
Frequency (MHz)	Result (dBm)	Factor (dB)	PK Limit (dBm)	Over Limit (dB)	Table (o)	ANT	EUT	Verdict
836.652	-32.46	4.78	-13.0	-19.46	142.00	Horizontal	Horizontal	N/A
881.612	-58.42	4.17	-13.0	-45.42	78.00	Horizontal	Horizontal	N/A
1673.600	-50.79	-4.46	-13.0	-37.79	1.00	Horizontal	Horizontal	Pass
3900.250	-46.82	9.23	-13.0	-33.82	284.00	Horizontal	Horizontal	Pass
6643.750	-38.65	15.13	-13.0	-25.65	272.00	Horizontal	Horizontal	Pass
9448.700	-39.20	14.20	-13.0	-26.20	82.00	Horizontal	Horizontal	Pass

RSE-H&V GSM 850 CH190



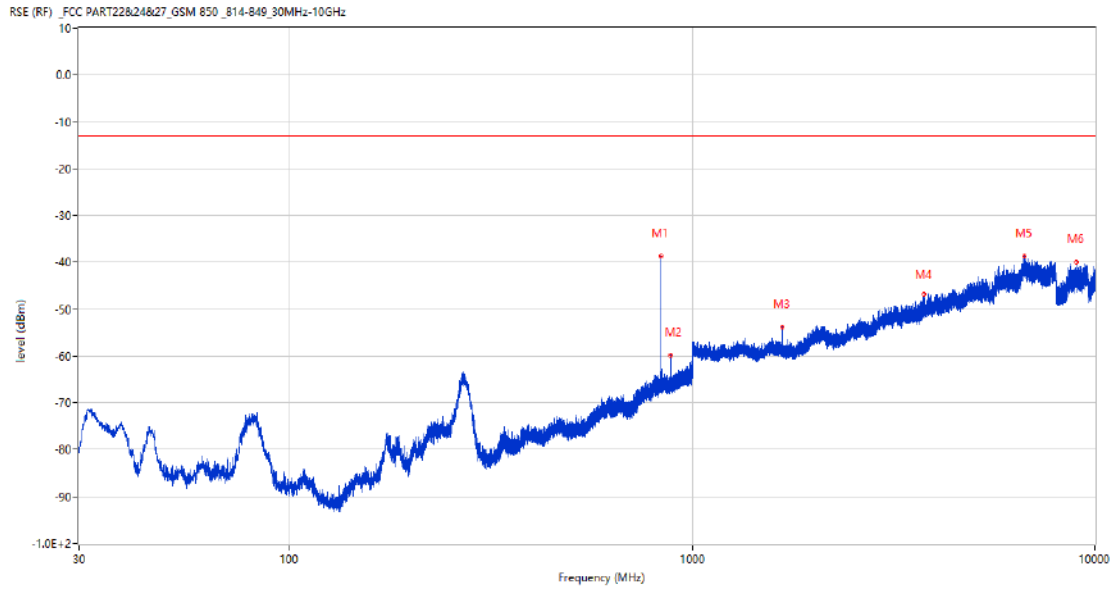
Frequency (MHz)	Result (dBm)	Factor (dB)	PK Limit (dBm)	Over Limit (dB)	Table (o)	ANT	EUT	Verdict
836.604	-37.31	4.78	-13.0	-24.31	291.00	Horizontal	Vertical	N/A
881.612	-58.97	4.17	-13.0	-45.97	128.00	Horizontal	Vertical	N/A
1674.100	-48.21	-4.52	-13.0	-35.21	159.00	Horizontal	Vertical	Pass
3782.750	-47.22	7.86	-13.0	-34.22	360.00	Horizontal	Vertical	Pass
6710.250	-38.56	15.65	-13.0	-25.56	66.00	Horizontal	Vertical	Pass
9438.800	-40.40	14.05	-13.0	-27.40	208.00	Horizontal	Vertical	Pass

RSE-V&V GSM 850 CH190



Frequency (MHz)	Result (dBm)	Factor (dB)	PK Limit (dBm)	Over Limit (dB)	Table (o)	ANT	EUT	Verdict
836.604	-33.90	4.78	-13.0	-20.90	164.00	Vertical	Vertical	N/A
881.660	-59.11	4.17	-13.0	-46.11	94.00	Vertical	Vertical	N/A
1673.800	-50.96	-4.49	-13.0	-37.96	352.00	Vertical	Vertical	Pass
4352.500	-45.19	9.34	-13.0	-32.19	190.00	Vertical	Vertical	Pass
7175.750	-38.90	14.48	-13.0	-25.90	0.00	Vertical	Vertical	Pass
8962.300	-39.48	13.57	-13.0	-26.48	204.00	Vertical	Vertical	Pass

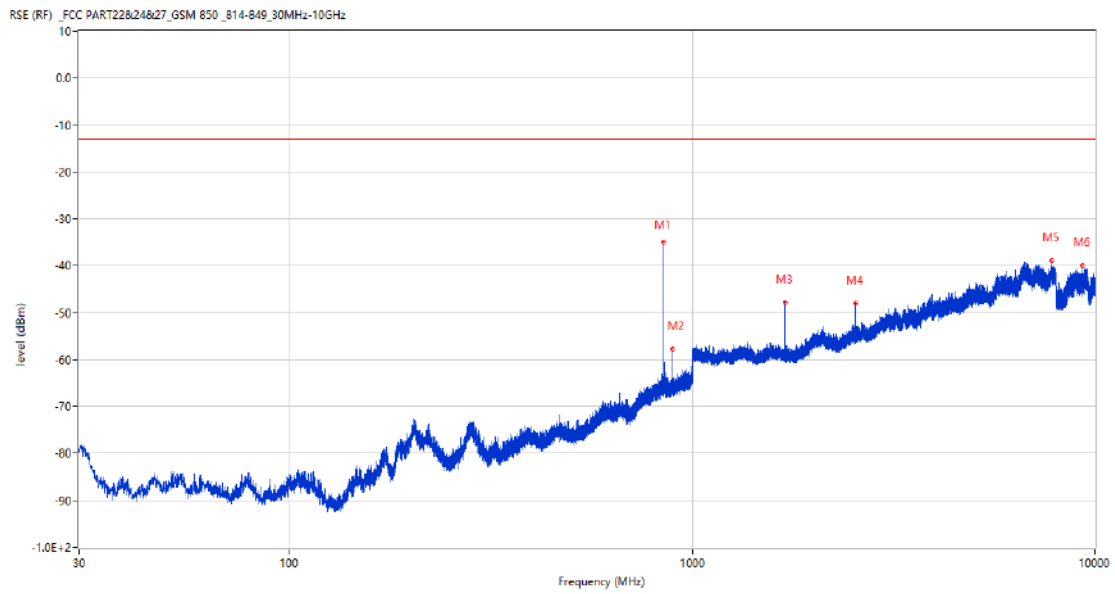
RSE-V&H GSM 850 CH190



Frequency (MHz)	Result (dBm)	Factor (dB)	PK Limit (dBm)	Over Limit (dB)	Table (o)	ANT	EUT	Verdict
836.555	-38.70	4.77	-13.0	-25.70	207.00	Vertical	Horizontal	N/A
881.612	-59.76	4.17	-13.0	-46.76	186.00	Vertical	Horizontal	N/A
1673.900	-53.81	-4.50	-13.0	-40.81	3.00	Vertical	Horizontal	Pass
3761.750	-46.85	8.86	-13.0	-33.85	110.00	Vertical	Horizontal	Pass
6687.750	-38.73	14.63	-13.0	-25.73	155.00	Vertical	Horizontal	Pass
8978.201	-39.94	13.58	-13.0	-26.94	160.00	Vertical	Horizontal	Pass

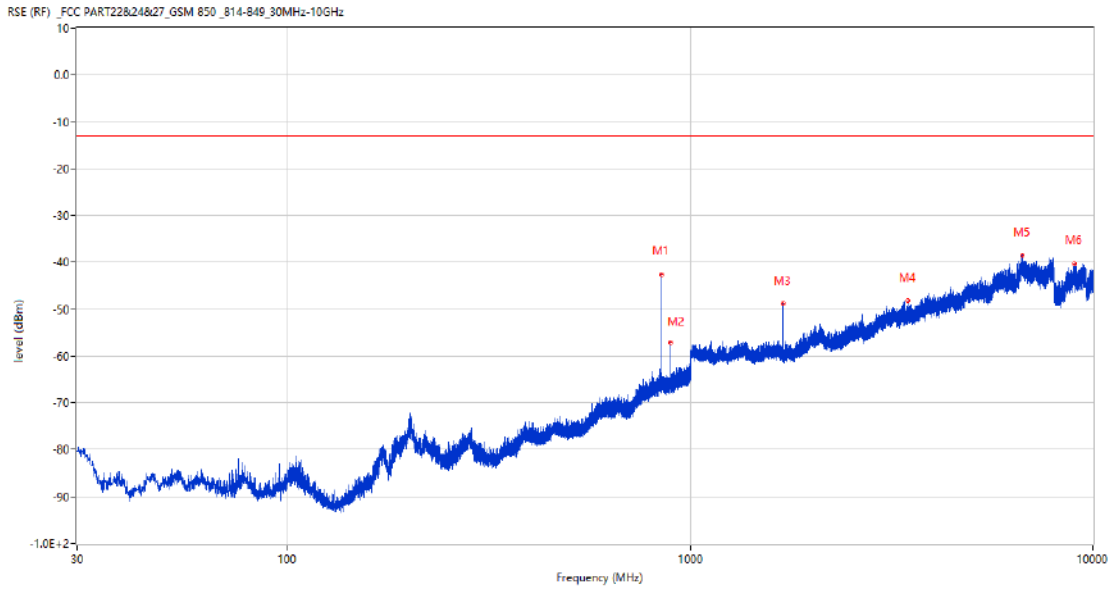
### 1.3 GSM 850 High Channel

#### RSE-H&H GSM 850 CH251



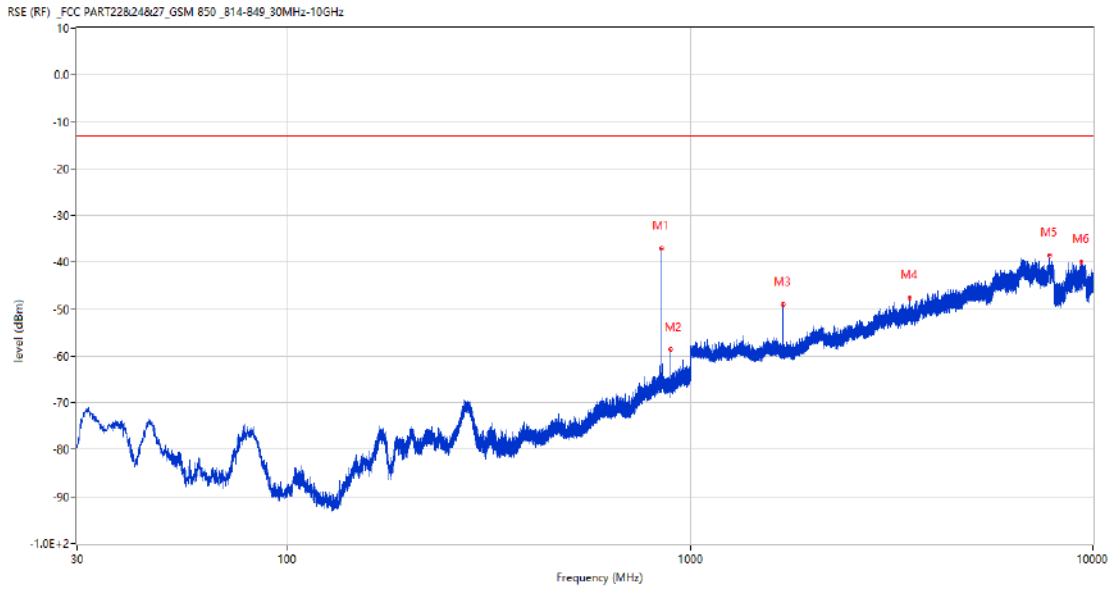
Frequency (MHz)	Result (dBm)	Factor (dB)	PK Limit (dBm)	Over Limit (dB)	Table (o)	ANT	EUT	Verdict
848.874	-34.86	4.87	-13.0	-21.86	137.00	Horizontal	Horizontal	N/A
893.737	-57.80	4.56	-13.0	-44.80	74.00	Horizontal	Horizontal	N/A
1698.500	-47.84	-4.46	-13.0	-34.84	28.00	Horizontal	Horizontal	Pass
2547.100	-47.93	0.36	-13.0	-34.93	304.00	Horizontal	Horizontal	Pass
7802.500	-38.96	15.88	-13.0	-25.96	165.00	Horizontal	Horizontal	Pass
9340.800	-39.91	14.90	-13.0	-26.91	360.00	Horizontal	Horizontal	Pass

RSE-H&V GSM 850 CH251



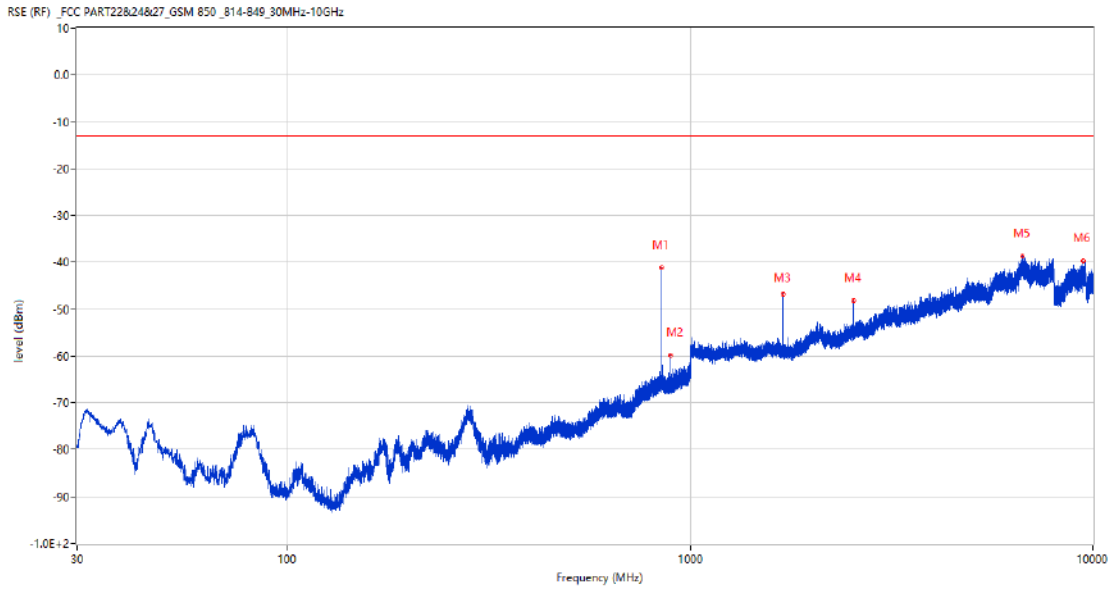
Frequency (MHz)	Result (dBm)	Factor (dB)	PK Limit (dBm)	Over Limit (dB)	Table (o)	ANT	EUT	Verdict
848.874	-42.52	4.87	-13.0	-29.52	280.00	Horizontal	Vertical	N/A
893.833	-57.09	4.56	-13.0	-44.09	69.00	Horizontal	Vertical	N/A
1698.300	-48.77	-4.47	-13.0	-35.77	327.00	Horizontal	Vertical	Pass
3470.750	-48.14	7.18	-13.0	-35.14	39.00	Horizontal	Vertical	Pass
6690.500	-38.49	14.81	-13.0	-25.49	136.00	Horizontal	Vertical	Pass
8989.100	-40.38	13.58	-13.0	-27.38	233.00	Horizontal	Vertical	Pass

RSE-V&V GSM 850 CH251



Frequency (MHz)	Result (dBm)	Factor (dB)	PK Limit (dBm)	Over Limit (dB)	Table (o)	ANT	EUT	Verdict
848.874	-37.13	4.87	-13.0	-24.13	180.00	Vertical	Vertical	N/A
893.833	-58.62	4.56	-13.0	-45.62	116.00	Vertical	Vertical	N/A
1698.300	-49.12	-4.47	-13.0	-36.12	360.00	Vertical	Vertical	Pass
3514.250	-47.51	6.75	-13.0	-34.51	250.00	Vertical	Vertical	Pass
7823.750	-38.51	16.10	-13.0	-25.51	261.00	Vertical	Vertical	Pass
9353.800	-39.92	14.70	-13.0	-26.92	138.00	Vertical	Vertical	Pass

RSE-V&H GSM 850 CH251

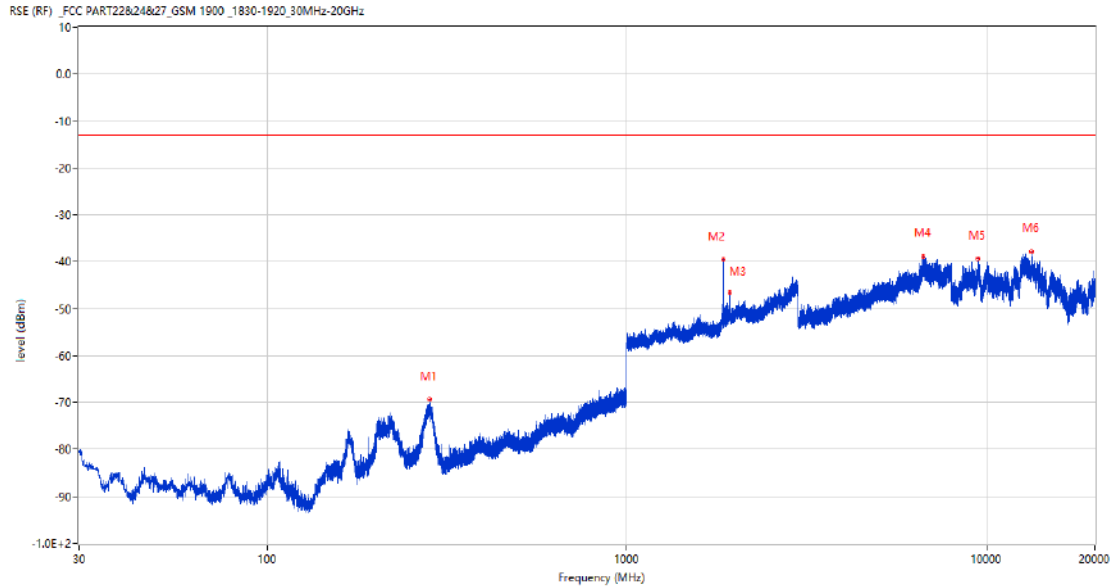


Frequency (MHz)	Result (dBm)	Factor (dB)	PK Limit (dBm)	Over Limit (dB)	Table (o)	ANT	EUT	Verdict
848.825	-41.10	4.87	-13.0	-28.10	198.00	Vertical	Horizontal	N/A
893.833	-59.75	4.56	-13.0	-46.75	89.00	Vertical	Horizontal	N/A
1698.300	-46.80	-4.47	-13.0	-33.80	23.00	Vertical	Horizontal	Pass
2547.000	-48.26	0.40	-13.0	-35.26	359.00	Vertical	Horizontal	Pass
6688.000	-38.78	14.65	-13.0	-25.78	360.00	Vertical	Horizontal	Pass
9448.100	-39.70	14.19	-13.0	-26.70	60.00	Vertical	Horizontal	Pass

## 2 GSM 1900

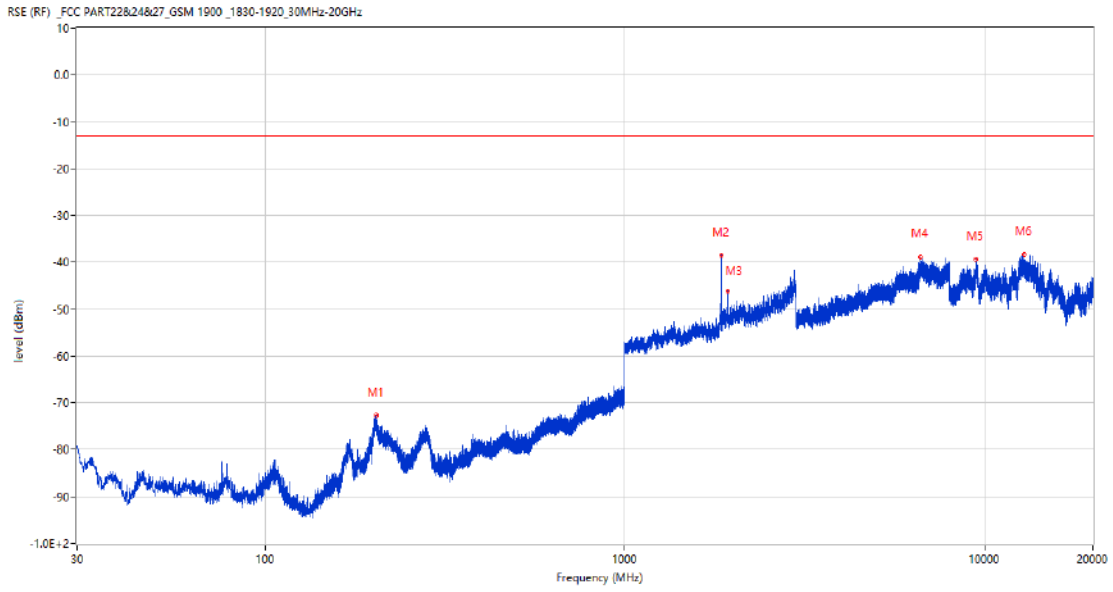
### 2.1 GSM 1900 Low Channel

RSE-H&H GSM 1900 CH512



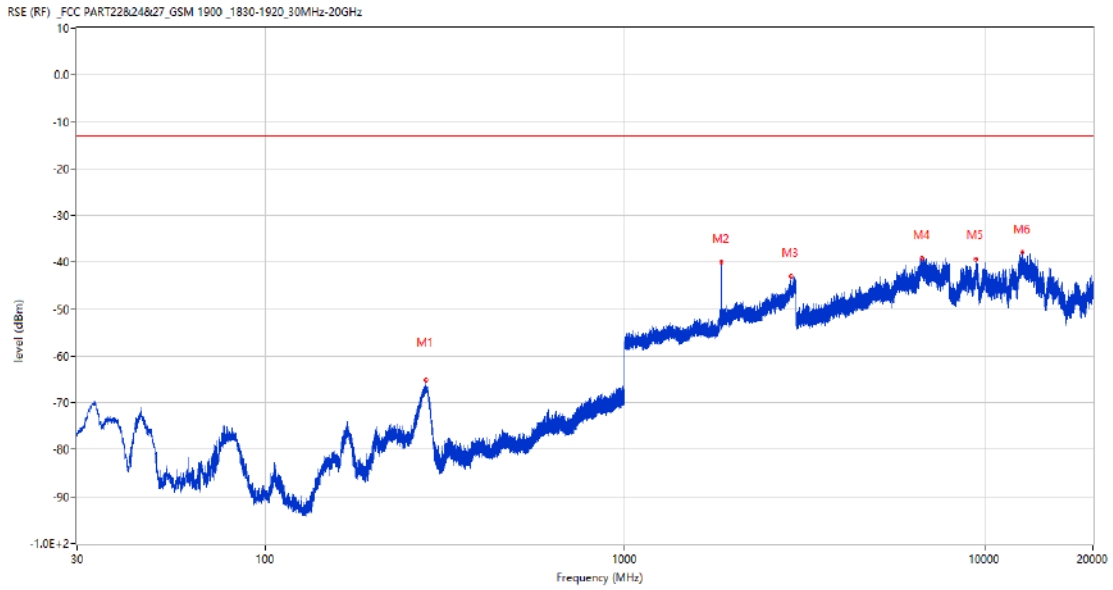
Frequency (MHz)	Result (dBm)	Factor (dB)	PK Limit (dBm)	Over Limit (dB)	Table (o)	ANT	EUT	Verdict
282.151	-69.30	-13.44	-13.0	-56.30	291.00	Horizontal	Horizontal	Pass
1850.400	-39.46	2.44	-13.0	-26.46	174.00	Horizontal	Horizontal	N/A
1930.100	-46.47	3.33	-13.0	-33.47	79.00	Horizontal	Horizontal	N/A
6669.250	-38.92	14.66	-13.0	-25.92	148.00	Horizontal	Horizontal	Pass
9454.687	-39.26	14.07	-13.0	-26.26	234.00	Horizontal	Horizontal	Pass
13358.276	-37.88	16.21	-13.0	-24.88	42.00	Horizontal	Horizontal	Pass

RSE-H&V GSM 1900 CH512



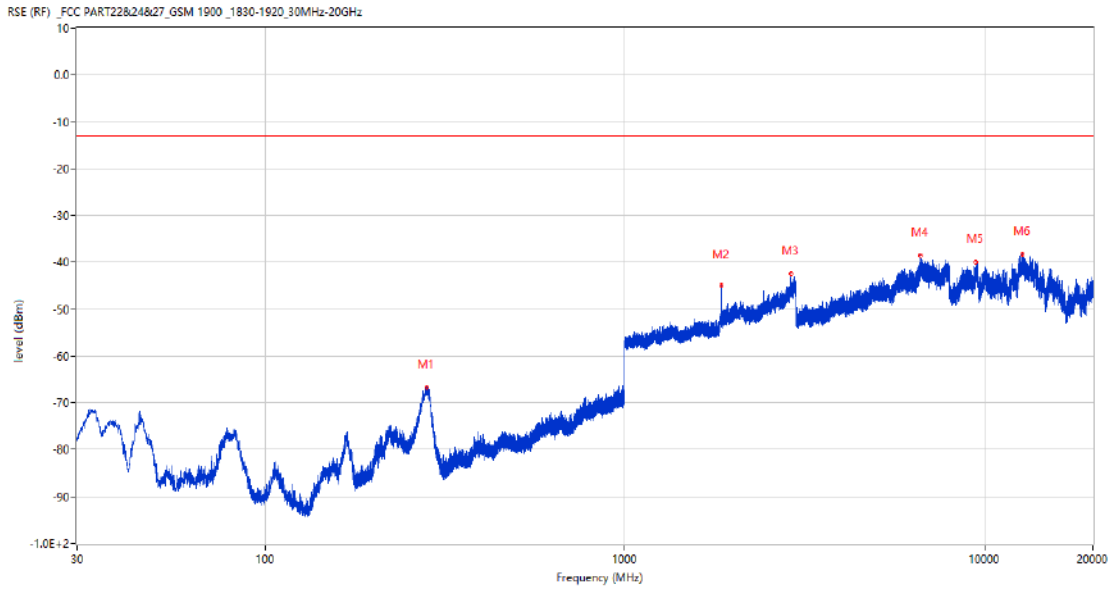
Frequency (MHz)	Result (dBm)	Factor (dB)	PK Limit (dBm)	Over Limit (dB)	Table (o)	ANT	EUT	Verdict
203.242	-72.59	-15.57	-13.0	-59.59	310.00	Horizontal	Vertical	Pass
1850.000	-38.43	2.45	-13.0	-25.43	158.00	Horizontal	Vertical	N/A
1930.000	-46.23	3.33	-13.0	-33.23	88.00	Horizontal	Vertical	N/A
6610.000	-38.86	14.34	-13.0	-25.86	79.00	Horizontal	Vertical	Pass
9449.938	-39.27	14.22	-13.0	-26.27	83.00	Horizontal	Vertical	Pass
12904.063	-38.22	16.65	-13.0	-25.22	47.00	Horizontal	Vertical	Pass

RSE-V&V GSM 1900 CH512



Frequency (MHz)	Result (dBm)	Factor (dB)	PK Limit (dBm)	Over Limit (dB)	Table (o)	ANT	EUT	Verdict
279.290	-65.21	-13.53	-13.0	-52.21	330.00	Vertical	Vertical	Pass
1850.300	-39.99	2.44	-13.0	-26.99	186.00	Vertical	Vertical	N/A
2889.400	-43.04	11.89	-13.0	-30.04	36.00	Vertical	Vertical	Pass
6712.750	-39.10	15.67	-13.0	-26.10	15.00	Vertical	Vertical	Pass
9453.025	-39.36	14.13	-13.0	-26.36	360.00	Vertical	Vertical	Pass
12767.037	-37.76	15.94	-13.0	-24.76	296.00	Vertical	Vertical	Pass

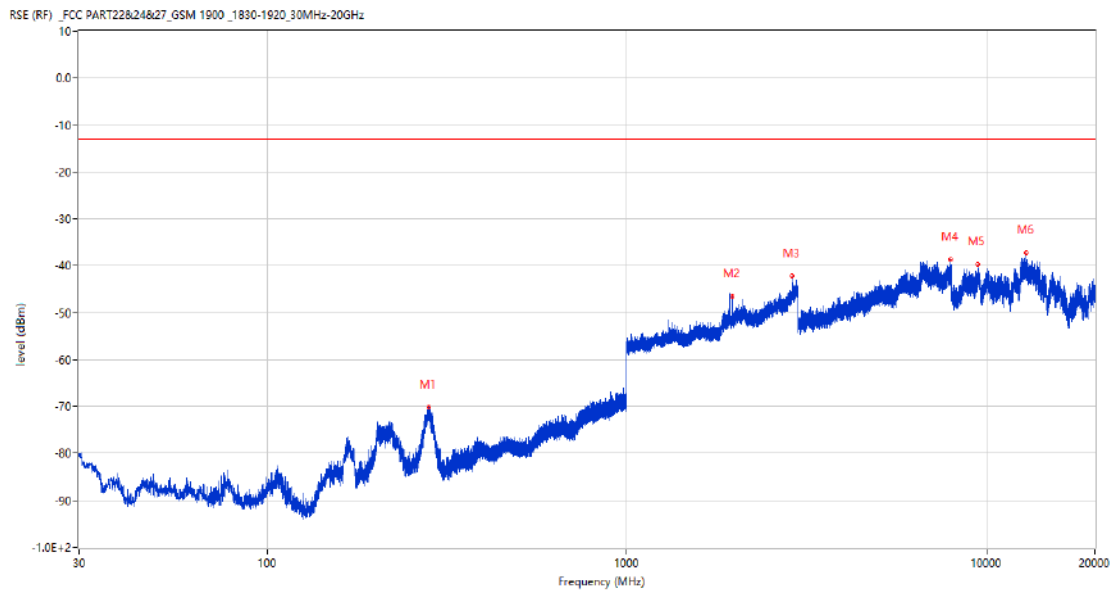
RSE-V&H GSM 1900 CH512



Frequency (MHz)	Result (dBm)	Factor (dB)	PK Limit (dBm)	Over Limit (dB)	Table (o)	ANT	EUT	Verdict
281.570	-66.61	-13.50	-13.0	-53.61	344.00	Vertical	Horizontal	Pass
1850.000	-44.81	2.45	-13.0	-31.81	189.00	Vertical	Horizontal	N/A
2888.000	-42.47	11.71	-13.0	-29.47	125.00	Vertical	Horizontal	Pass
6645.750	-38.42	15.20	-13.0	-25.42	259.00	Vertical	Horizontal	Pass
9448.750	-40.01	14.20	-13.0	-27.01	253.00	Vertical	Horizontal	Pass
12707.724	-38.28	16.46	-13.0	-25.28	360.00	Vertical	Horizontal	Pass

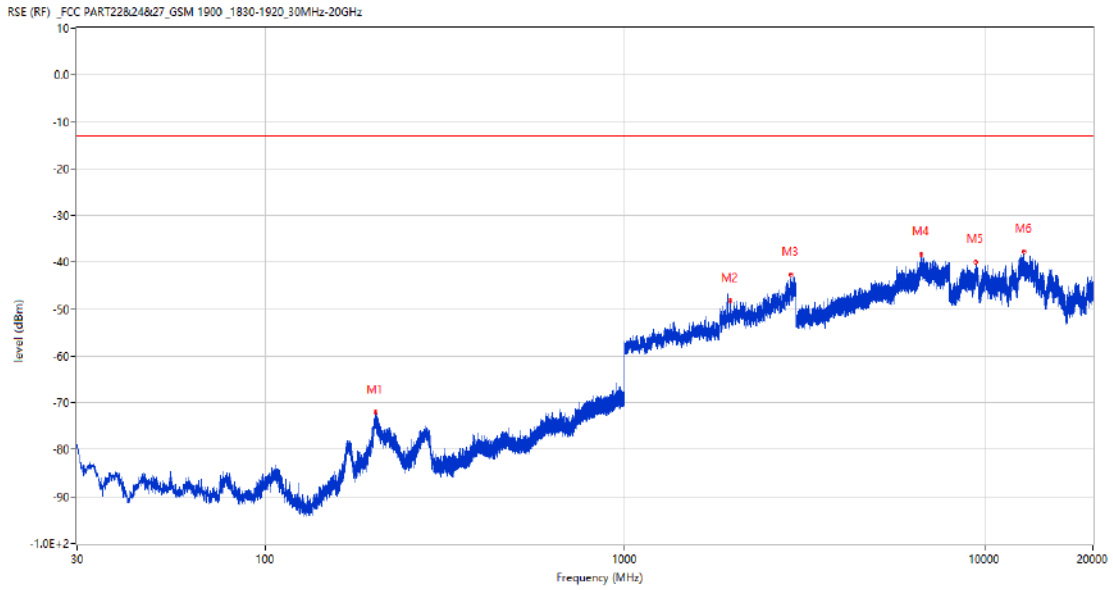
## 2.2 GSM 1900 Middle Channel

### RSE-H&H GSM 1900 CH661



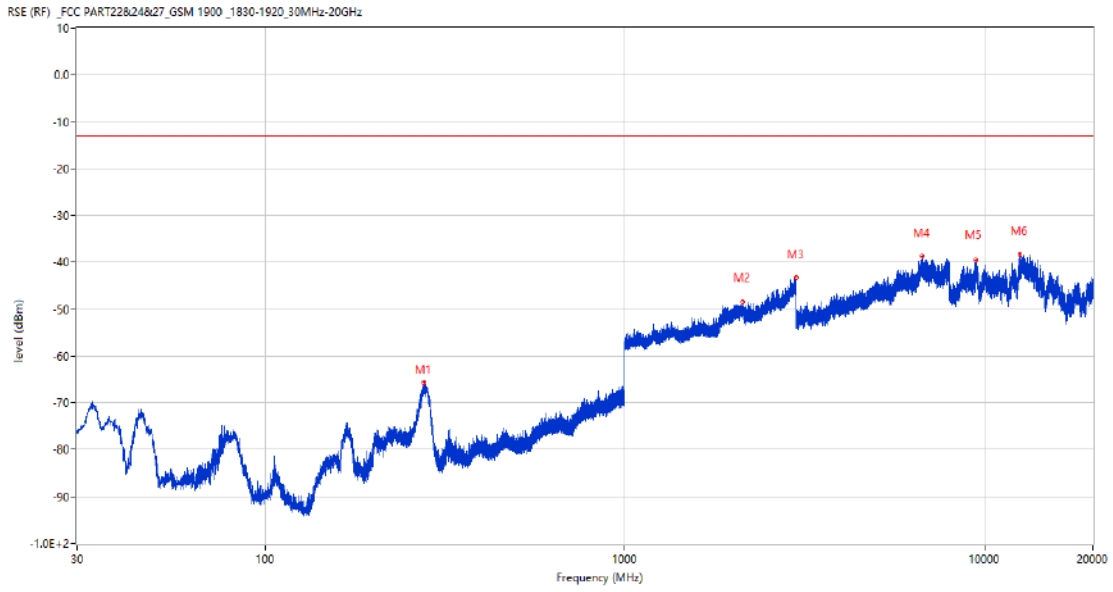
Frequency (MHz)	Result (dBm)	Factor (dB)	PK Limit (dBm)	Over Limit (dB)	Table (o)	ANT	EUT	Verdict
280.793	-70.26	-13.59	-13.0	-57.26	291.00	Horizontal	Horizontal	Pass
1960.300	-46.62	2.80	-13.0	-33.62	67.00	Horizontal	Horizontal	N/A
2881.900	-42.28	10.59	-13.0	-29.28	85.00	Horizontal	Horizontal	Pass
7953.000	-38.62	14.73	-13.0	-25.62	72.00	Horizontal	Horizontal	Pass
9439.487	-39.75	14.06	-13.0	-26.75	333.00	Horizontal	Horizontal	Pass
12895.362	-37.29	16.63	-13.0	-24.29	284.00	Horizontal	Horizontal	Pass

RSE-H&V GSM 1900 CH661



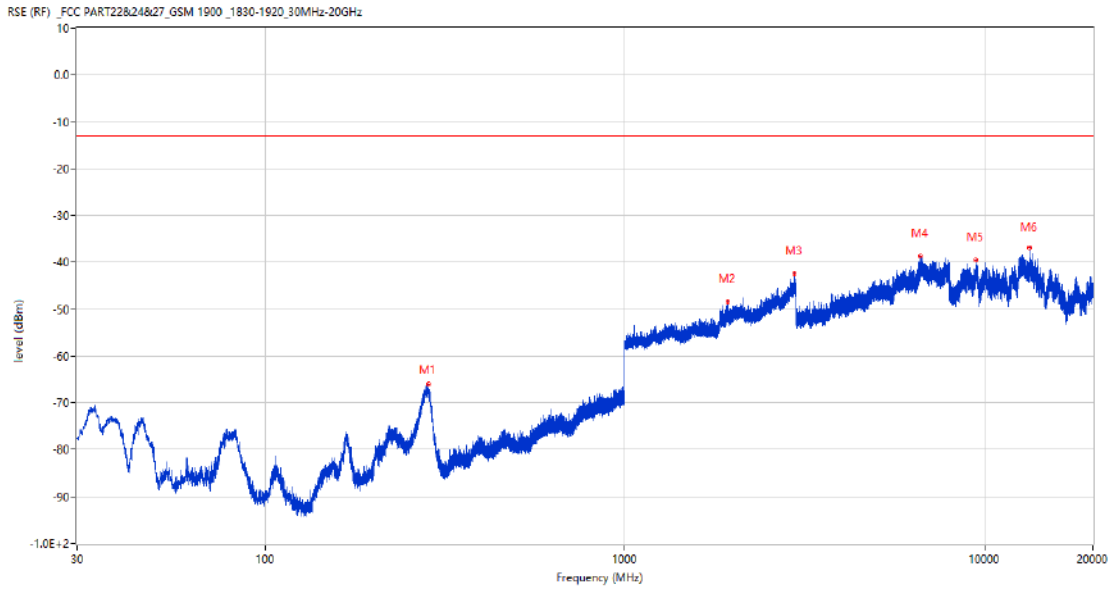
Frequency (MHz)	Result (dBm)	Factor (dB)	PK Limit (dBm)	Over Limit (dB)	Table (o)	ANT	EUT	Verdict
202.514	-72.06	-15.72	-13.0	-59.06	309.00	Horizontal	Vertical	Pass
1960.000	-48.26	2.80	-13.0	-35.26	85.00	Horizontal	Vertical	N/A
2887.600	-42.62	11.73	-13.0	-29.62	192.00	Horizontal	Vertical	Pass
6649.750	-38.16	15.14	-13.0	-25.16	0.00	Horizontal	Vertical	Pass
9453.263	-39.99	14.12	-13.0	-26.99	75.00	Horizontal	Vertical	Pass
12890.651	-37.73	16.49	-13.0	-24.73	155.00	Horizontal	Vertical	Pass

RSE-V&V GSM 1900 CH661



Frequency (MHz)	Result (dBm)	Factor (dB)	PK Limit (dBm)	Over Limit (dB)	Table (o)	ANT	EUT	Verdict
276.283	-65.60	-13.83	-13.0	-52.60	332.00	Vertical	Vertical	Pass
2118.500	-48.47	4.41	-13.0	-35.47	282.00	Vertical	Vertical	Pass
2999.500	-43.34	10.48	-13.0	-30.34	301.00	Vertical	Vertical	Pass
6716.000	-38.73	15.68	-13.0	-25.73	110.00	Vertical	Vertical	Pass
9458.013	-39.59	13.97	-13.0	-26.59	2.00	Vertical	Vertical	Pass
12525.799	-38.37	15.13	-13.0	-25.37	0.00	Vertical	Vertical	Pass

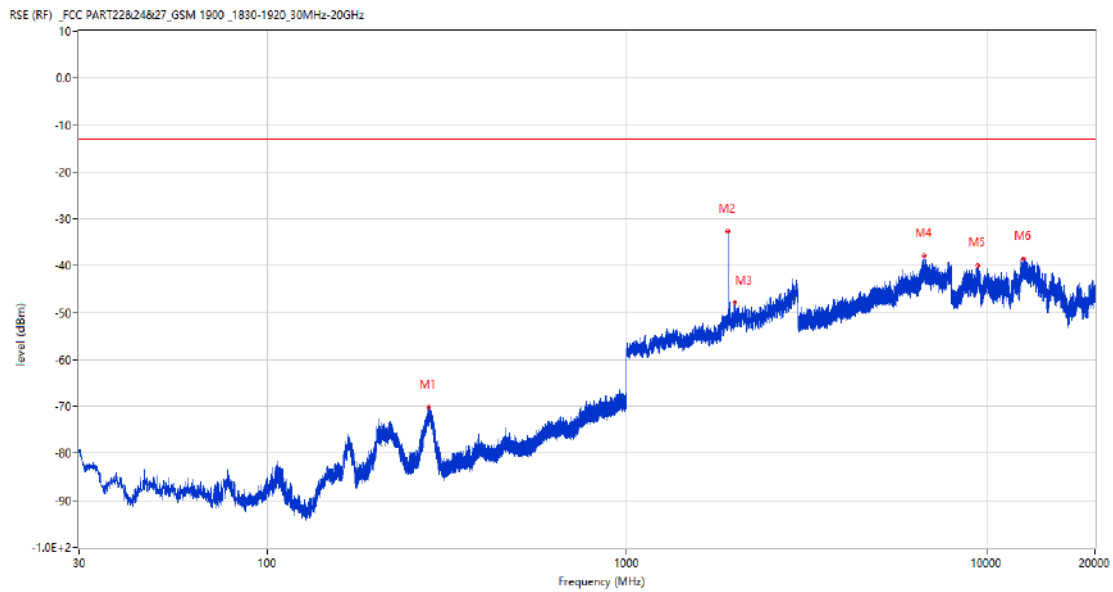
RSE-V&H GSM 1900 CH661



Frequency (MHz)	Result (dBm)	Factor (dB)	PK Limit (dBm)	Over Limit (dB)	Table (o)	ANT	EUT	Verdict
284.043	-66.12	-13.48	-13.0	-53.12	360.00	Vertical	Horizontal	Pass
1929.400	-48.40	3.31	-13.0	-35.40	360.00	Vertical	Horizontal	Pass
2957.700	-42.47	11.14	-13.0	-29.47	0.00	Vertical	Horizontal	Pass
6645.000	-38.64	15.13	-13.0	-25.64	14.00	Vertical	Horizontal	Pass
9443.526	-39.59	14.12	-13.0	-26.59	252.00	Vertical	Horizontal	Pass
13342.325	-36.86	15.97	-13.0	-23.86	139.00	Vertical	Horizontal	Pass

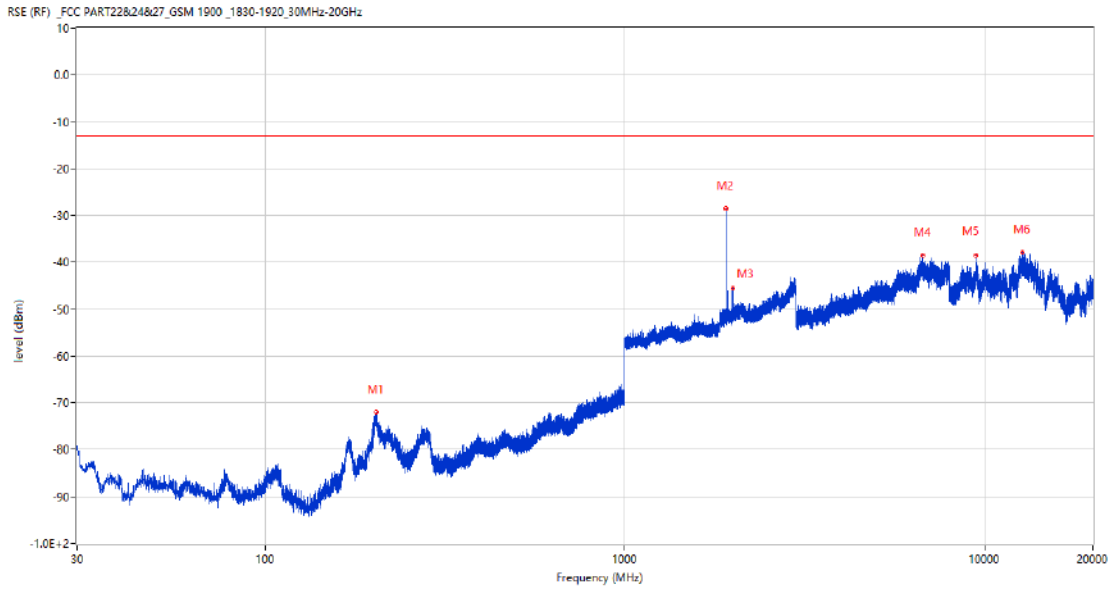
## 2.3 GSM 1900 High Channel

### RSE-H&H GSM 1900 CH810



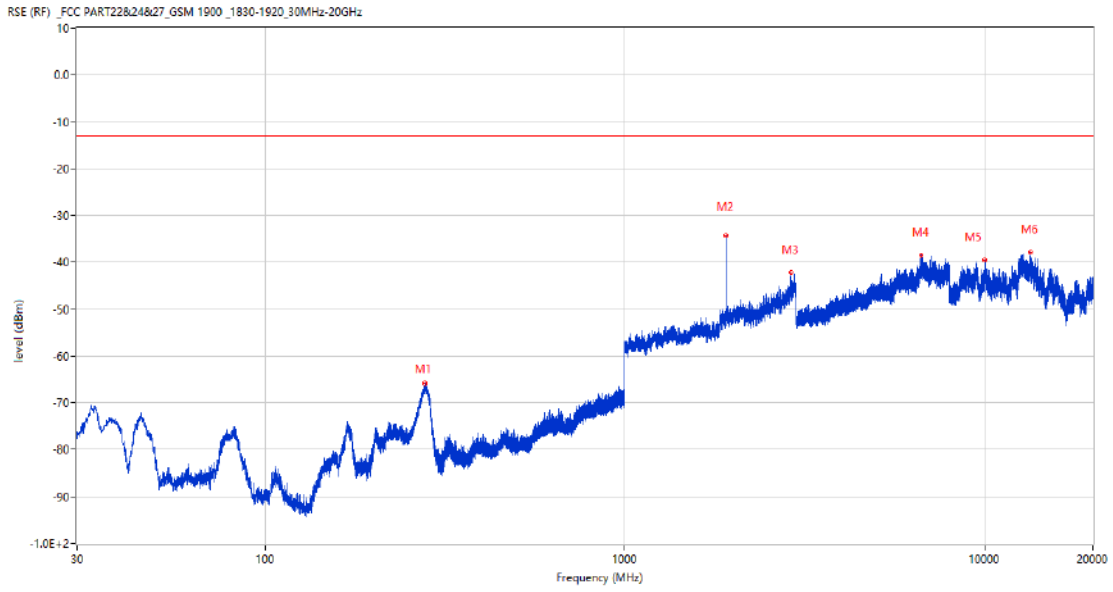
Frequency (MHz)	Result (dBm)	Factor (dB)	PK Limit (dBm)	Over Limit (dB)	Table (o)	ANT	EUT	Verdict
281.278	-70.22	-13.53	-13.0	-57.22	288.00	Horizontal	Horizontal	Pass
1909.500	-32.63	3.14	-13.0	-19.63	180.00	Horizontal	Horizontal	N/A
1989.600	-47.70	2.95	-13.0	-34.70	136.00	Horizontal	Horizontal	N/A
6721.000	-37.83	15.76	-13.0	-24.83	124.00	Horizontal	Horizontal	Pass
9458.962	-39.95	13.94	-13.0	-26.95	297.00	Horizontal	Horizontal	Pass
12674.475	-38.56	16.10	-13.0	-25.56	250.00	Horizontal	Horizontal	Pass

RSE-H&V GSM 1900 CH810



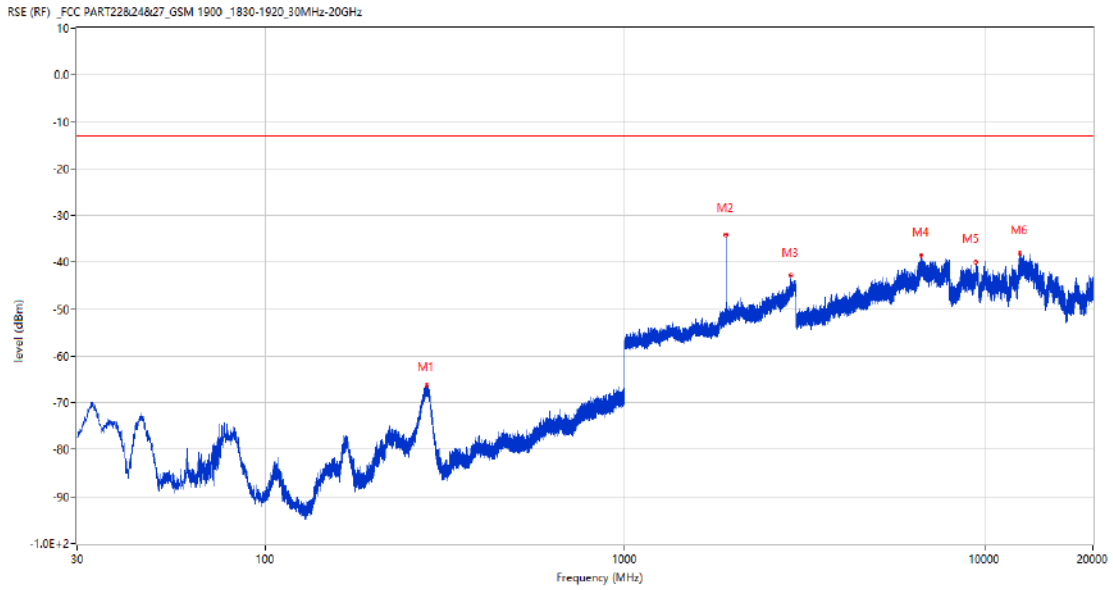
Frequency (MHz)	Result (dBm)	Factor (dB)	PK Limit (dBm)	Over Limit (dB)	Table (o)	ANT	EUT	Verdict
203.872	-72.02	-15.50	-13.0	-59.02	296.00	Horizontal	Vertical	Pass
1909.600	-28.47	3.14	-13.0	-15.47	169.00	Horizontal	Vertical	N/A
1989.700	-45.44	2.95	-13.0	-32.44	262.00	Horizontal	Vertical	N/A
6752.250	-38.42	14.49	-13.0	-25.42	360.00	Horizontal	Vertical	Pass
9456.349	-38.38	14.02	-13.0	-25.38	97.00	Horizontal	Vertical	Pass
12741.687	-37.78	16.09	-13.0	-24.78	222.00	Horizontal	Vertical	Pass

RSE-V&V GSM 1900 CH810



Frequency (MHz)	Result (dBm)	Factor (dB)	PK Limit (dBm)	Over Limit (dB)	Table (o)	ANT	EUT	Verdict
278.078	-65.80	-13.75	-13.0	-52.80	360.00	Vertical	Vertical	Pass
1909.500	-34.42	3.14	-13.0	-21.42	195.00	Vertical	Vertical	N/A
2890.100	-42.26	12.05	-13.0	-29.26	23.00	Vertical	Vertical	Pass
6657.000	-38.40	14.96	-13.0	-25.40	158.00	Vertical	Vertical	Pass
10024.925	-39.61	13.09	-13.0	-26.61	170.00	Vertical	Vertical	Pass
13395.613	-37.95	16.34	-13.0	-24.95	0.00	Vertical	Vertical	Pass

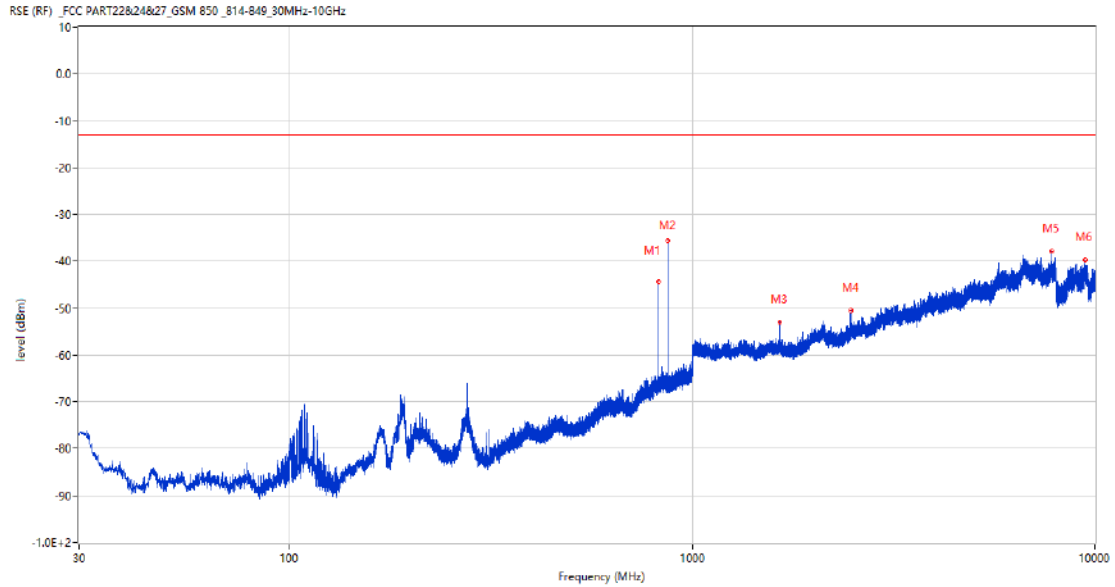
RSE-V&H GSM 1900 CH810



Frequency (MHz)	Result (dBm)	Factor (dB)	PK Limit (dBm)	Over Limit (dB)	Table (o)	ANT	EUT	Verdict
281.327	-66.16	-13.53	-13.0	-53.16	339.00	Vertical	Horizontal	Pass
1909.600	-34.22	3.14	-13.0	-21.22	268.00	Vertical	Horizontal	N/A
2887.800	-42.82	11.72	-13.0	-29.82	287.00	Vertical	Horizontal	Pass
6665.750	-38.48	14.69	-13.0	-25.48	210.00	Vertical	Horizontal	Pass
9452.787	-40.02	14.13	-13.0	-27.02	196.00	Vertical	Horizontal	Pass
12511.313	-37.98	15.43	-13.0	-24.98	257.00	Vertical	Horizontal	Pass

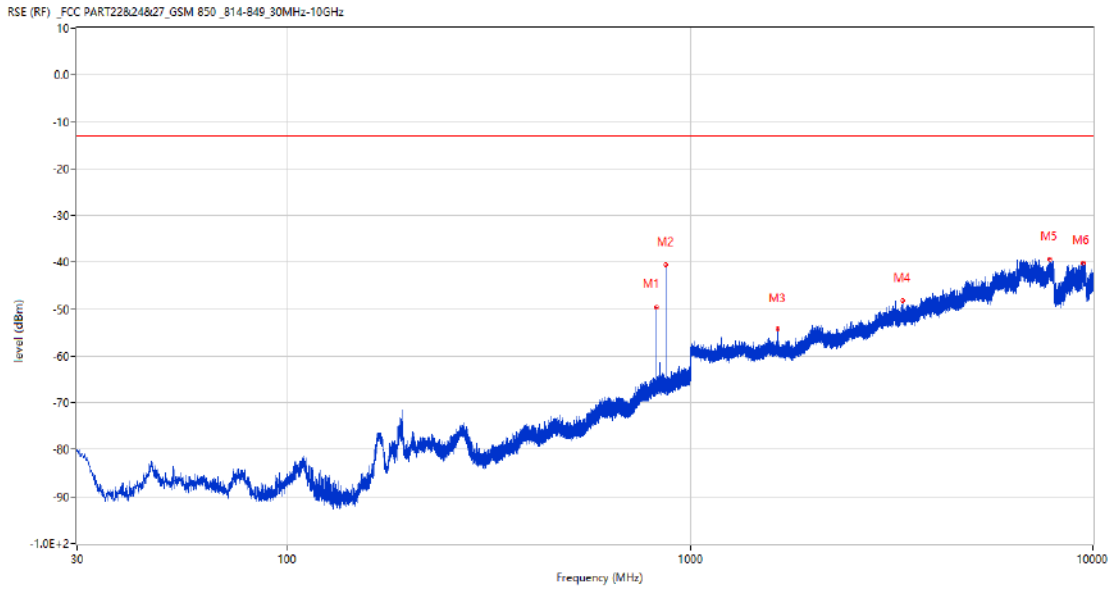
EGPRS  
 3 EGPRS 850  
 3.1 EGPRS 850 Low Channel

RSE-H&H EGPRS 850 CH128



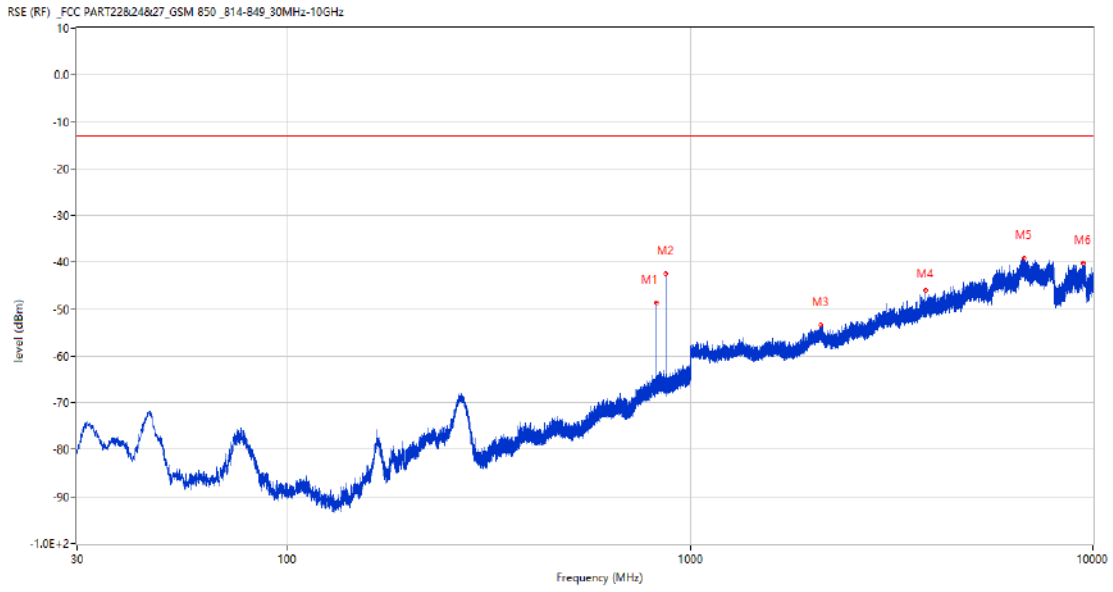
Frequency (MHz)	Result (dBm)	Factor (dB)	PK Limit (dBm)	Over Limit (dB)	Table (o)	ANT	EUT	Verdict
824.236	-44.25	4.28	-13.0	-31.25	154.00	Horizontal	Horizontal	N/A
869.196	-35.52	4.19	-13.0	-22.52	159.00	Horizontal	Horizontal	N/A
1649.000	-52.98	-4.16	-13.0	-39.98	30.00	Horizontal	Horizontal	Pass
2473.700	-50.42	-0.29	-13.0	-37.42	277.00	Horizontal	Horizontal	Pass
7808.750	-37.94	16.16	-13.0	-24.94	216.00	Horizontal	Horizontal	Pass
9450.599	-39.78	14.20	-13.0	-26.78	118.00	Horizontal	Horizontal	Pass

RSE-H&V EGPRS 850 CH128



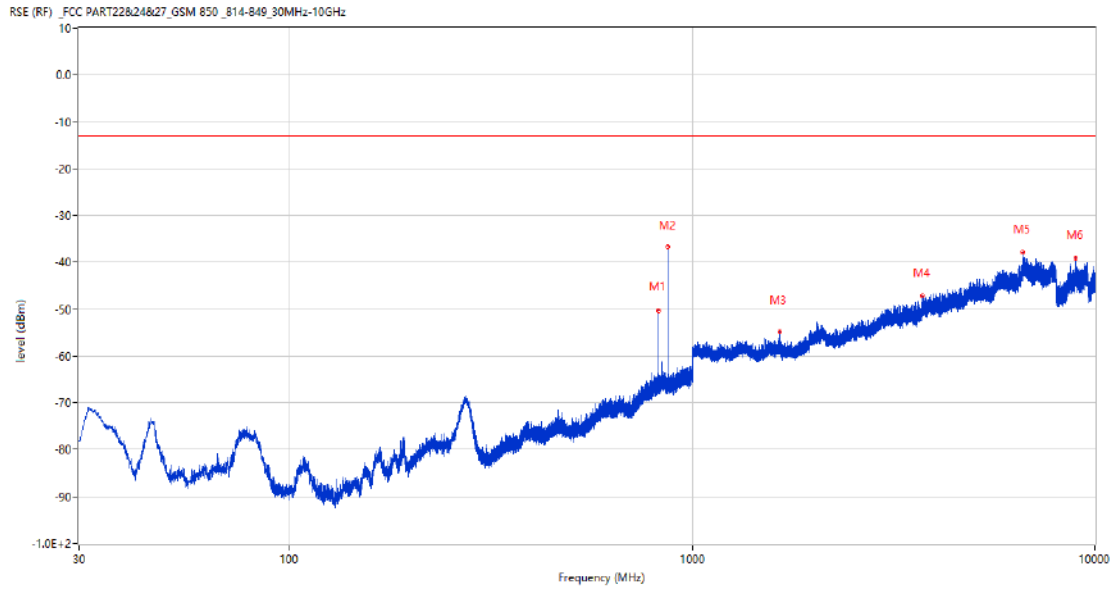
Frequency (MHz)	Result (dBm)	Factor (dB)	PK Limit (dBm)	Over Limit (dB)	Table (o)	ANT	EUT	Verdict
824.236	-49.61	4.28	-13.0	-36.61	287.00	Horizontal	Vertical	N/A
869.196	-40.59	4.19	-13.0	-27.59	128.00	Horizontal	Vertical	N/A
1649.700	-54.30	-4.10	-13.0	-41.30	144.00	Horizontal	Vertical	Pass
3377.250	-48.18	6.93	-13.0	-35.18	0.00	Horizontal	Vertical	Pass
7809.000	-39.27	16.20	-13.0	-26.27	195.00	Horizontal	Vertical	Pass
9443.900	-40.16	14.13	-13.0	-27.16	27.00	Horizontal	Vertical	Pass

RSE-V&V EGPRS 850 CH128



Frequency (MHz)	Result (dBm)	Factor (dB)	PK Limit (dBm)	Over Limit (dB)	Table (o)	ANT	EUT	Verdict
824.236	-48.65	4.28	-13.0	-35.65	191.00	Vertical	Vertical	N/A
869.147	-42.43	4.19	-13.0	-29.43	126.00	Vertical	Vertical	N/A
2106.000	-53.46	-0.24	-13.0	-40.46	316.00	Vertical	Vertical	Pass
3840.000	-45.86	8.08	-13.0	-32.86	12.00	Vertical	Vertical	Pass
6741.750	-39.07	14.94	-13.0	-26.07	293.00	Vertical	Vertical	Pass
9442.099	-40.20	14.10	-13.0	-27.20	12.00	Vertical	Vertical	Pass

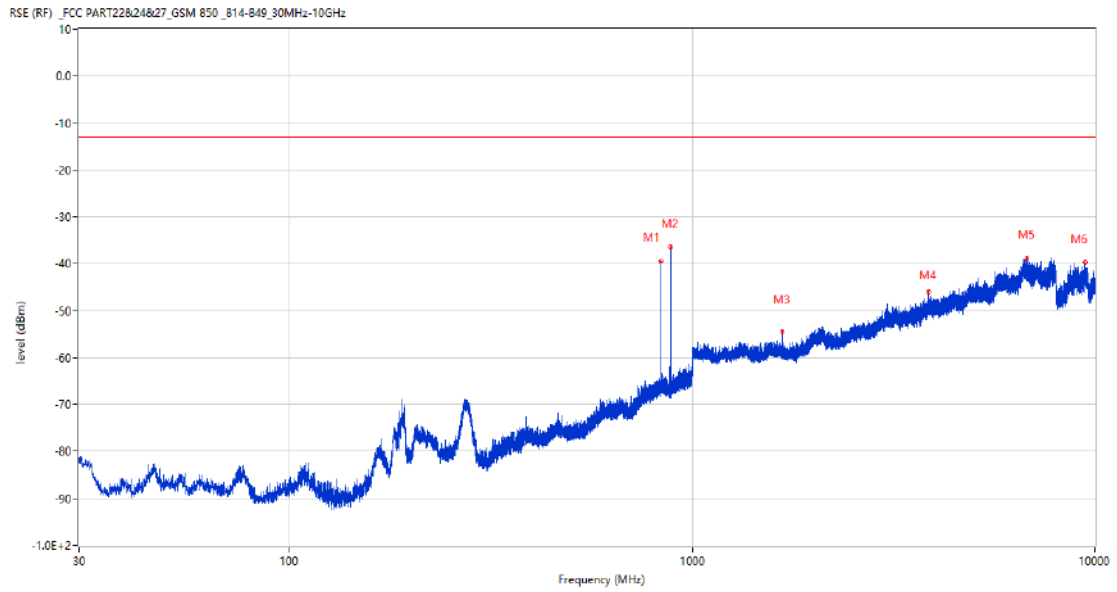
RSE-V&H EGPRS 850 CH128



Frequency (MHz)	Result (dBm)	Factor (dB)	PK Limit (dBm)	Over Limit (dB)	Table (o)	ANT	EUT	Verdict
824.188	-50.19	4.28	-13.0	-37.19	191.00	Vertical	Horizontal	N/A
869.196	-36.60	4.19	-13.0	-23.60	81.00	Vertical	Horizontal	N/A
1649.100	-54.94	-4.16	-13.0	-41.94	110.00	Vertical	Horizontal	Pass
3732.500	-47.27	7.48	-13.0	-34.27	204.00	Vertical	Horizontal	Pass
6634.250	-37.77	14.83	-13.0	-24.77	204.00	Vertical	Horizontal	Pass
8944.201	-39.12	13.61	-13.0	-26.12	348.00	Vertical	Horizontal	Pass

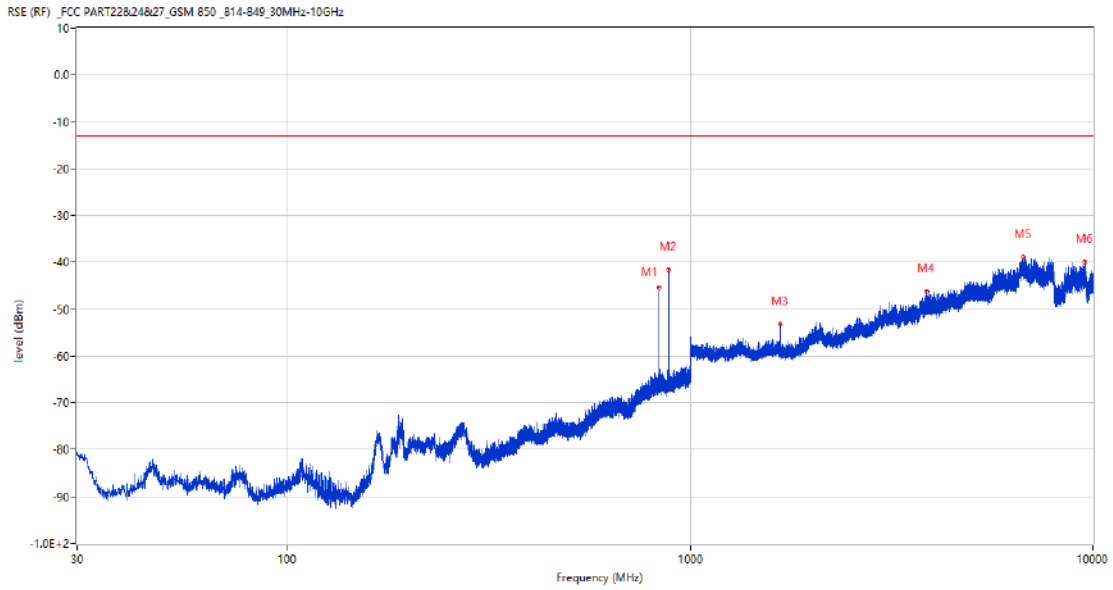
### 3.2 EGPRS 850 Middle Channel

#### RSE-H&H EGPRS 850 CH190



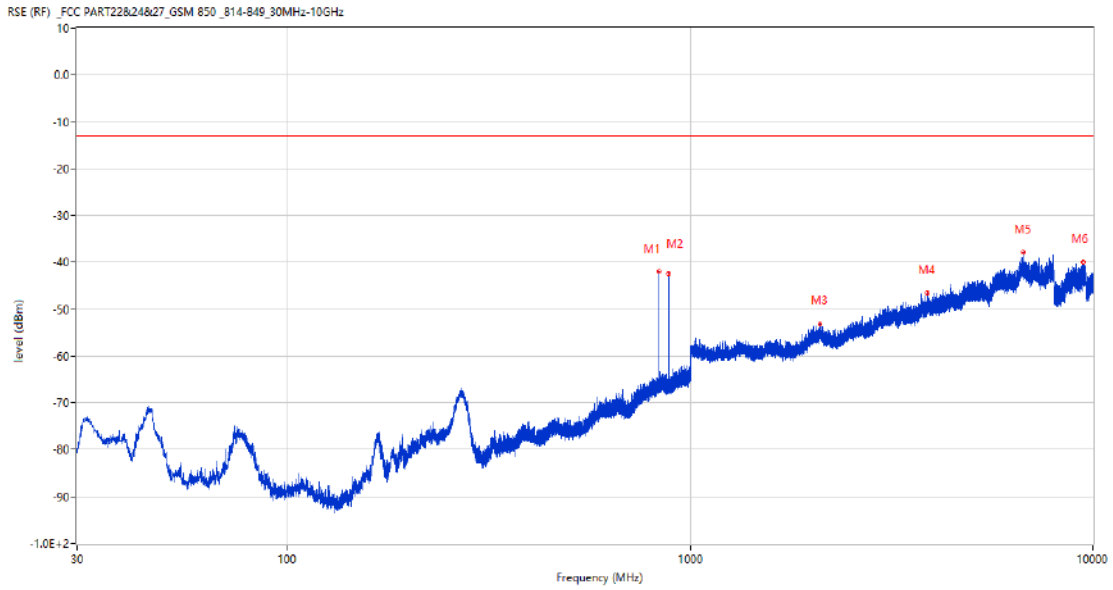
Frequency (MHz)	Result (dBm)	Factor (dB)	PK Limit (dBm)	Over Limit (dB)	Table (o)	ANT	EUT	Verdict
836.652	-39.45	4.78	-13.0	-26.45	144.00	Horizontal	Horizontal	N/A
881.612	-36.49	4.17	-13.0	-23.49	69.00	Horizontal	Horizontal	N/A
1674.100	-54.40	-4.52	-13.0	-41.40	48.00	Horizontal	Horizontal	Pass
3863.250	-45.95	8.80	-13.0	-32.95	249.00	Horizontal	Horizontal	Pass
6778.500	-38.90	14.23	-13.0	-25.90	201.00	Horizontal	Horizontal	Pass
9448.700	-39.82	14.20	-13.0	-26.82	360.00	Horizontal	Horizontal	Pass

RSE-H&V EGPRS 850 CH190



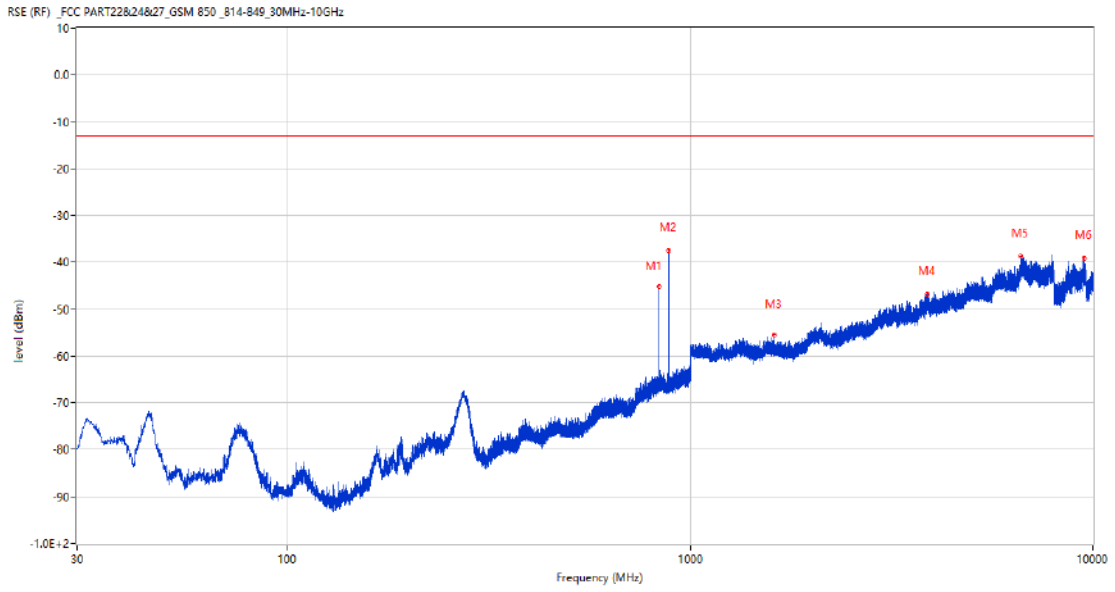
Frequency (MHz)	Result (dBm)	Factor (dB)	PK Limit (dBm)	Over Limit (dB)	Table (o)	ANT	EUT	Verdict
836.652	-45.39	4.78	-13.0	-32.39	290.00	Horizontal	Vertical	N/A
881.514	-41.55	4.17	-13.0	-28.55	76.00	Horizontal	Vertical	N/A
1674.000	-53.08	-4.51	-13.0	-40.08	164.00	Horizontal	Vertical	Pass
3867.250	-46.09	8.69	-13.0	-33.09	205.00	Horizontal	Vertical	Pass
6706.000	-38.98	15.50	-13.0	-25.98	104.00	Horizontal	Vertical	Pass
9548.800	-39.95	14.02	-13.0	-26.95	105.00	Horizontal	Vertical	Pass

RSE-V&V EGPRS 850 CH190



Frequency (MHz)	Result (dBm)	Factor (dB)	PK Limit (dBm)	Over Limit (dB)	Table (o)	ANT	EUT	Verdict
836.652	-41.99	4.78	-13.0	-28.99	184.00	Vertical	Vertical	N/A
881.660	-42.49	4.17	-13.0	-29.49	107.00	Vertical	Vertical	N/A
2103.300	-53.28	-0.16	-13.0	-40.28	42.00	Vertical	Vertical	Pass
3890.000	-46.58	9.03	-13.0	-33.58	49.00	Vertical	Vertical	Pass
6702.000	-37.90	15.50	-13.0	-24.90	83.00	Vertical	Vertical	Pass
9443.800	-39.89	14.12	-13.0	-26.89	120.00	Vertical	Vertical	Pass

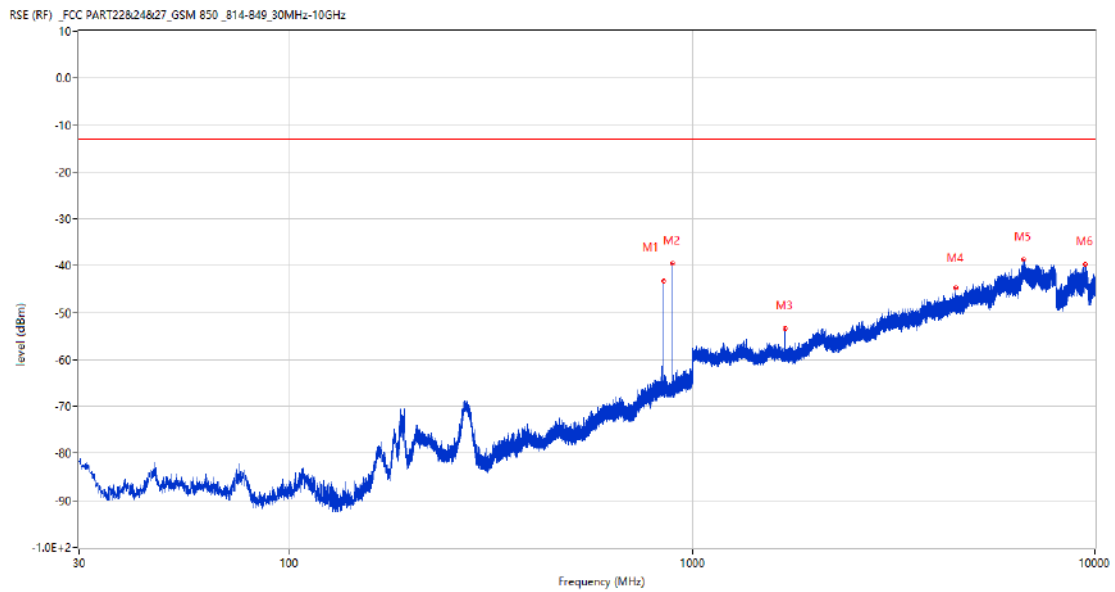
RSE-V&H EGPRS 850 CH190



Frequency (MHz)	Result (dBm)	Factor (dB)	PK Limit (dBm)	Over Limit (dB)	Table (o)	ANT	EUT	Verdict
836.652	-45.19	4.78	-13.0	-32.19	312.00	Vertical	Horizontal	N/A
881.563	-37.51	4.17	-13.0	-24.51	106.00	Vertical	Horizontal	N/A
1617.800	-55.51	-4.18	-13.0	-42.51	360.00	Vertical	Horizontal	Pass
3888.500	-46.76	9.05	-13.0	-33.76	360.00	Vertical	Horizontal	Pass
6620.500	-38.78	14.70	-13.0	-25.78	48.00	Vertical	Horizontal	Pass
9494.500	-39.17	12.83	-13.0	-26.17	323.00	Vertical	Horizontal	Pass

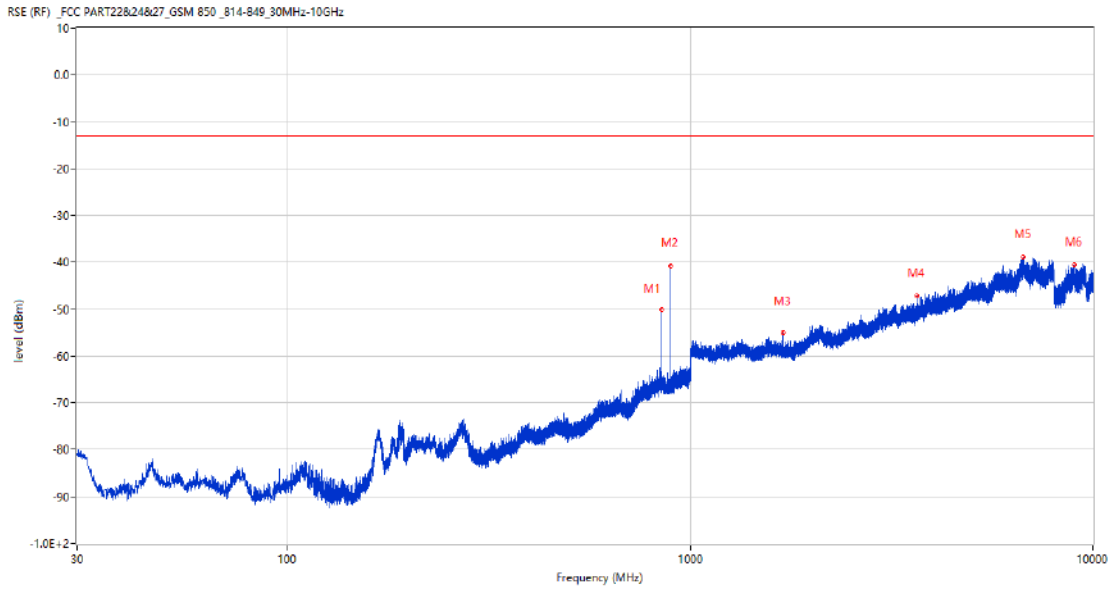
### 3.3 EGPRS 850 High Channel

#### RSE-H&H EGPRS 850 CH251



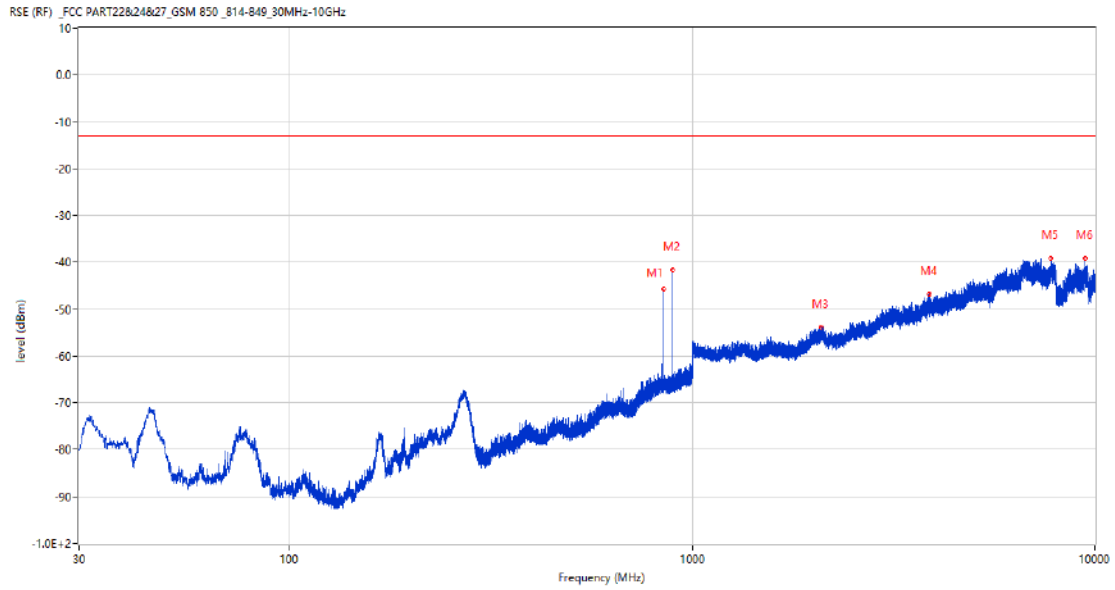
Frequency (MHz)	Result (dBm)	Factor (dB)	PK Limit (dBm)	Over Limit (dB)	Table (o)	ANT	EUT	Verdict
848.825	-43.31	4.87	-13.0	-30.31	169.00	Horizontal	Horizontal	N/A
893.737	-39.58	4.56	-13.0	-26.58	77.00	Horizontal	Horizontal	N/A
1698.100	-53.37	-4.48	-13.0	-40.37	23.00	Horizontal	Horizontal	Pass
4519.000	-44.74	10.45	-13.0	-31.74	265.00	Horizontal	Horizontal	Pass
6650.000	-38.76	15.12	-13.0	-25.76	309.00	Horizontal	Horizontal	Pass
9446.400	-39.68	14.16	-13.0	-26.68	134.00	Horizontal	Horizontal	Pass

RSE-H&V EGPRS 850 CH251



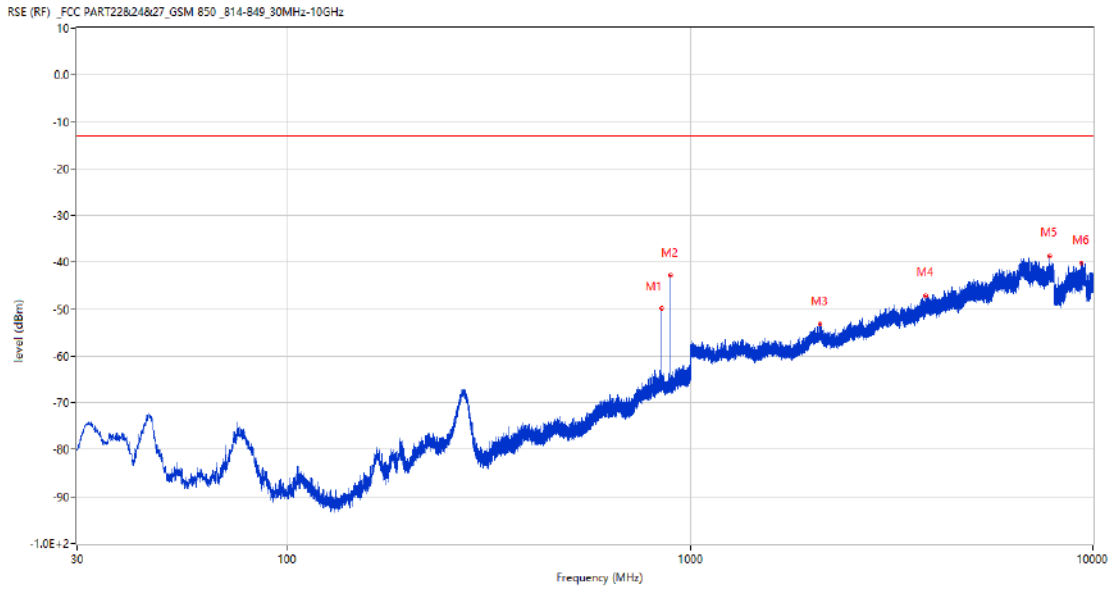
Frequency (MHz)	Result (dBm)	Factor (dB)	PK Limit (dBm)	Over Limit (dB)	Table (o)	ANT	EUT	Verdict
848.825	-50.01	4.87	-13.0	-37.01	68.00	Horizontal	Vertical	N/A
893.737	-40.69	4.56	-13.0	-27.69	76.00	Horizontal	Vertical	N/A
1698.200	-55.10	-4.47	-13.0	-42.10	174.00	Horizontal	Vertical	Pass
3653.750	-47.20	6.97	-13.0	-34.20	255.00	Horizontal	Vertical	Pass
6707.250	-38.81	15.64	-13.0	-25.81	211.00	Horizontal	Vertical	Pass
8987.900	-40.46	13.58	-13.0	-27.46	292.00	Horizontal	Vertical	Pass

RSE-V&V EGPRS 850 CH251



Frequency (MHz)	Result (dBm)	Factor (dB)	PK Limit (dBm)	Over Limit (dB)	Table (o)	ANT	EUT	Verdict
848.825	-45.79	4.87	-13.0	-32.79	202.00	Vertical	Vertical	N/A
893.833	-41.63	4.56	-13.0	-28.63	102.00	Vertical	Vertical	N/A
2086.900	-53.89	-0.93	-13.0	-40.89	60.00	Vertical	Vertical	Pass
3884.500	-46.84	9.03	-13.0	-33.84	5.00	Vertical	Vertical	Pass
7777.750	-39.15	15.13	-13.0	-26.15	360.00	Vertical	Vertical	Pass
9452.599	-39.08	14.14	-13.0	-26.08	120.00	Vertical	Vertical	Pass

RSE-V&H EGPRS 850 CH251

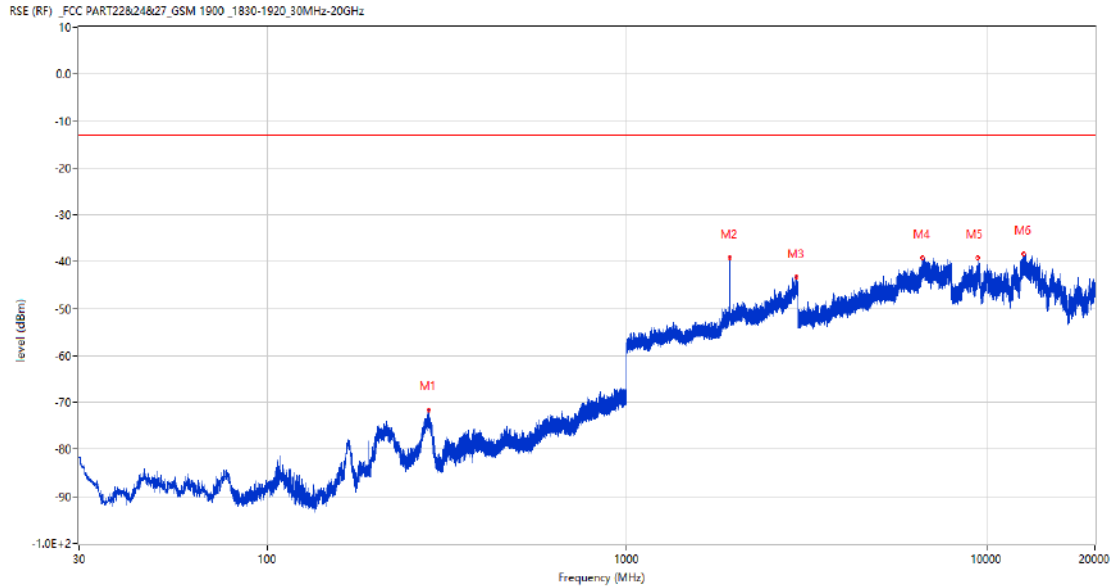


Frequency (MHz)	Result (dBm)	Factor (dB)	PK Limit (dBm)	Over Limit (dB)	Table (o)	ANT	EUT	Verdict
848.825	-49.90	4.87	-13.0	-36.90	185.00	Vertical	Horizontal	N/A
893.833	-42.80	4.56	-13.0	-29.80	96.00	Vertical	Horizontal	N/A
2099.100	-53.25	-0.08	-13.0	-40.25	60.00	Vertical	Horizontal	Pass
3851.000	-47.12	8.59	-13.0	-34.12	90.00	Vertical	Horizontal	Pass
7821.000	-38.66	16.08	-13.0	-25.66	319.00	Vertical	Horizontal	Pass
9353.300	-40.22	14.71	-13.0	-27.22	236.00	Vertical	Horizontal	Pass

## 4 EGPRS 1900

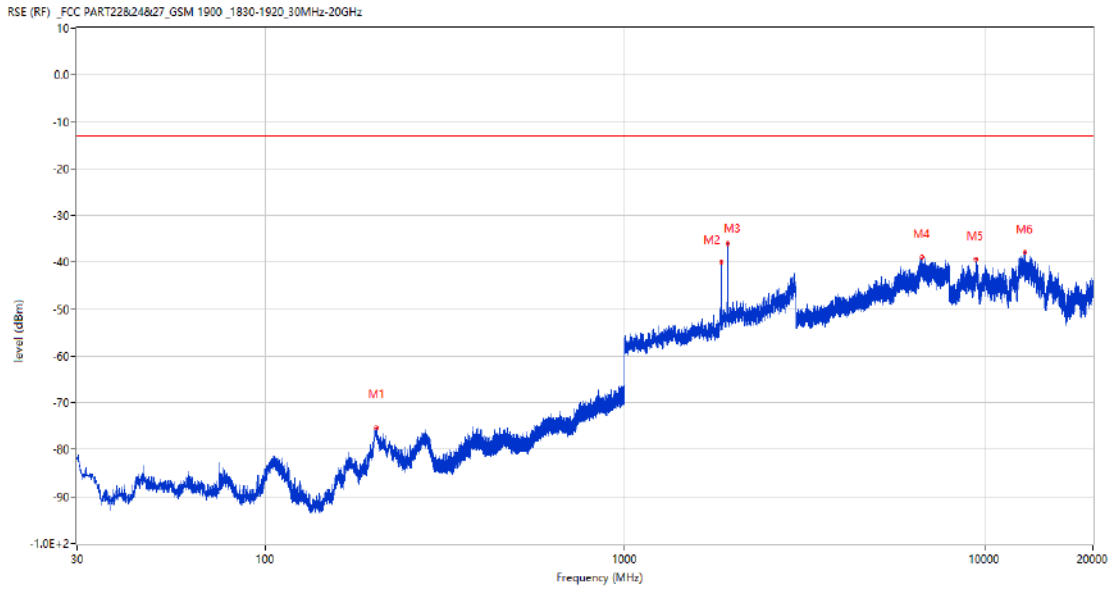
### 4.1 EGPRS 1900 Low Channel

#### RSE-H&H EGPRS 1900 CH512



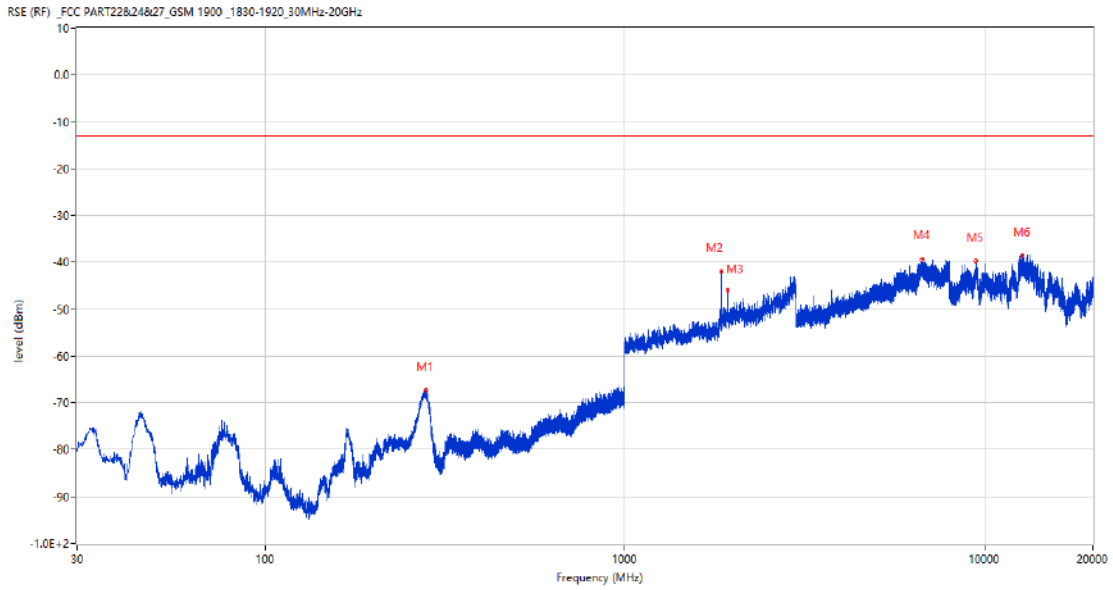
Frequency (MHz)	Result (dBm)	Factor (dB)	PK Limit (dBm)	Over Limit (dB)	Table (o)	ANT	EUT	Verdict
280.357	-71.52	-13.58	-13.0	-58.52	290.00	Horizontal	Horizontal	Pass
1930.000	-39.04	3.33	-13.0	-26.04	269.00	Horizontal	Horizontal	N/A
2967.800	-43.24	11.89	-13.0	-30.24	168.00	Horizontal	Horizontal	Pass
6634.250	-39.09	14.83	-13.0	-26.09	203.00	Horizontal	Horizontal	Pass
9439.487	-39.04	14.06	-13.0	-26.04	112.00	Horizontal	Horizontal	Pass
12663.550	-38.19	15.91	-13.0	-25.19	145.00	Horizontal	Horizontal	Pass

RSE-H&V EGPRS 1900 CH512



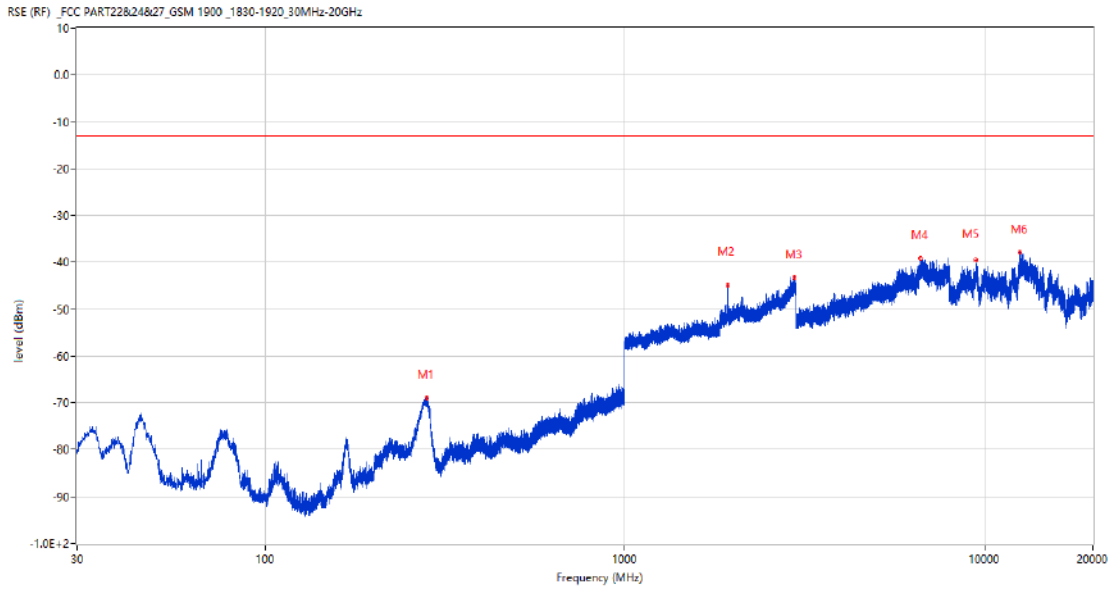
Frequency (MHz)	Result (dBm)	Factor (dB)	PK Limit (dBm)	Over Limit (dB)	Table (o)	ANT	EUT	Verdict
203.339	-75.25	-15.56	-13.0	-62.25	313.00	Horizontal	Vertical	Pass
1850.000	-40.00	2.45	-13.0	-27.00	158.00	Horizontal	Vertical	N/A
1930.000	-35.99	3.33	-13.0	-22.99	82.00	Horizontal	Vertical	N/A
6710.000	-38.80	15.63	-13.0	-25.80	341.00	Horizontal	Vertical	Pass
9468.225	-39.21	13.65	-13.0	-26.21	326.00	Horizontal	Vertical	Pass
12937.413	-37.94	15.77	-13.0	-24.94	269.00	Horizontal	Vertical	Pass

RSE-V&V EGPRS 1900 CH512



Frequency (MHz)	Result (dBm)	Factor (dB)	PK Limit (dBm)	Over Limit (dB)	Table (o)	ANT	EUT	Verdict
279.387	-67.27	-13.53	-13.0	-54.27	360.00	Vertical	Vertical	Pass
1850.500	-41.96	2.44	-13.0	-28.96	180.00	Vertical	Vertical	N/A
1930.000	-46.00	3.33	-13.0	-33.00	186.00	Vertical	Vertical	N/A
6685.500	-39.33	14.57	-13.0	-26.33	282.00	Vertical	Vertical	Pass
9460.388	-39.71	13.90	-13.0	-26.71	107.00	Vertical	Vertical	Pass
12740.500	-38.46	16.10	-13.0	-25.46	31.00	Vertical	Vertical	Pass

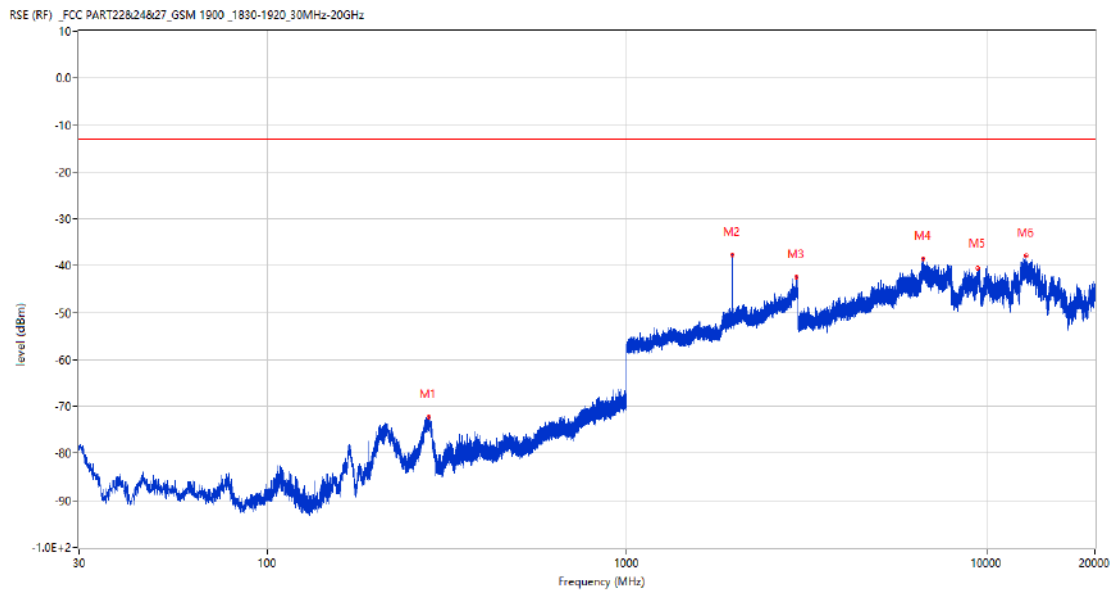
RSE-V&H EGPRS 1900 CH512



Frequency (MHz)	Result (dBm)	Factor (dB)	PK Limit (dBm)	Over Limit (dB)	Table (o)	ANT	EUT	Verdict
280.890	-68.89	-13.58	-13.0	-55.89	321.00	Vertical	Horizontal	Pass
1930.000	-44.83	3.33	-13.0	-31.83	214.00	Vertical	Horizontal	N/A
2961.300	-43.24	11.68	-13.0	-30.24	220.00	Vertical	Horizontal	Pass
6630.000	-39.13	14.72	-13.0	-26.13	248.00	Vertical	Horizontal	Pass
9447.800	-39.50	14.19	-13.0	-26.50	281.00	Vertical	Horizontal	Pass
12504.662	-37.82	15.56	-13.0	-24.82	139.00	Vertical	Horizontal	Pass

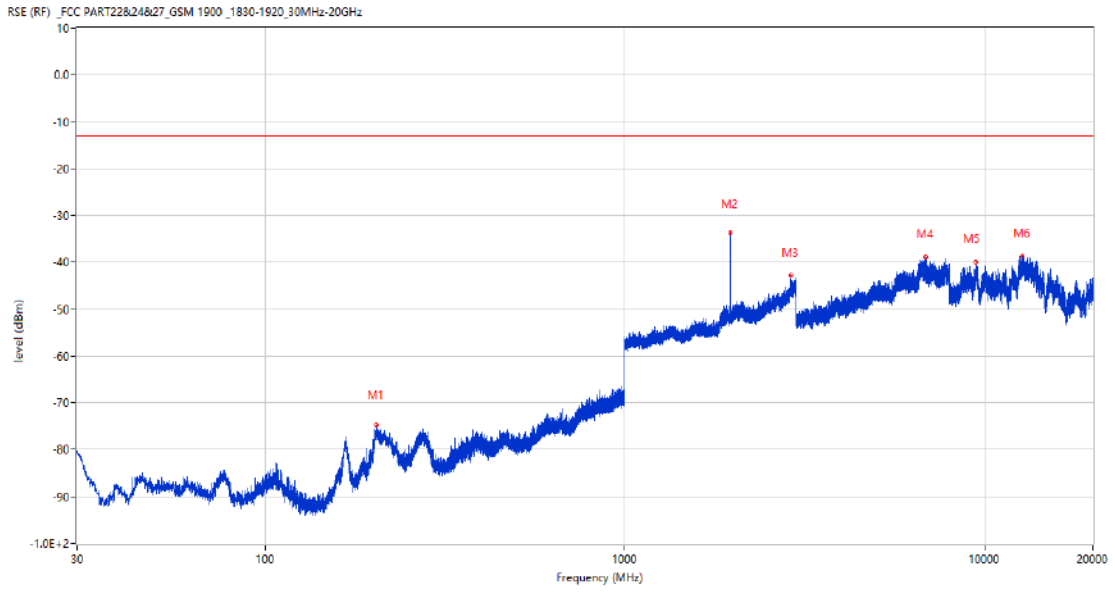
## 4.2 EGPRS 1900 Middle Channel

### RSE-H&H EGPRS 1900 CH661



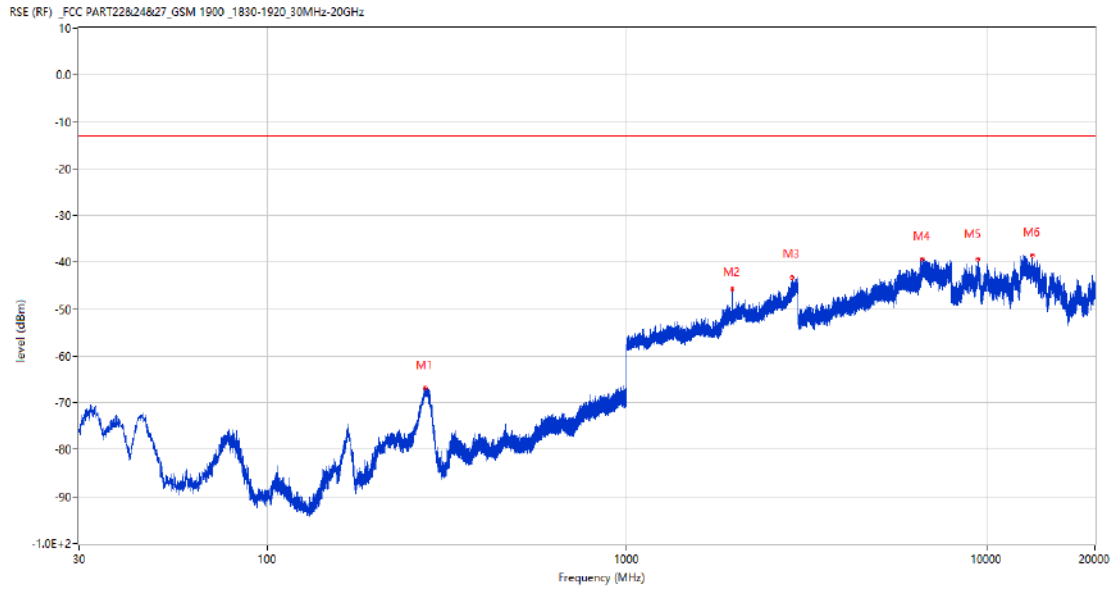
Frequency (MHz)	Result (dBm)	Factor (dB)	PK Limit (dBm)	Over Limit (dB)	Table (o)	ANT	EUT	Verdict
281.570	-72.22	-13.50	-13.0	-59.22	303.00	Horizontal	Horizontal	Pass
1960.000	-37.71	2.80	-13.0	-24.71	79.00	Horizontal	Horizontal	N/A
2960.300	-42.51	11.57	-13.0	-29.51	244.00	Horizontal	Horizontal	Pass
6652.500	-38.54	15.05	-13.0	-25.54	341.00	Horizontal	Horizontal	Pass
9434.500	-40.58	13.98	-13.0	-27.58	1.00	Horizontal	Horizontal	Pass
12917.112	-37.91	16.31	-13.0	-24.91	155.00	Horizontal	Horizontal	Pass

RSE-H&V EGPRS 1900 CH661



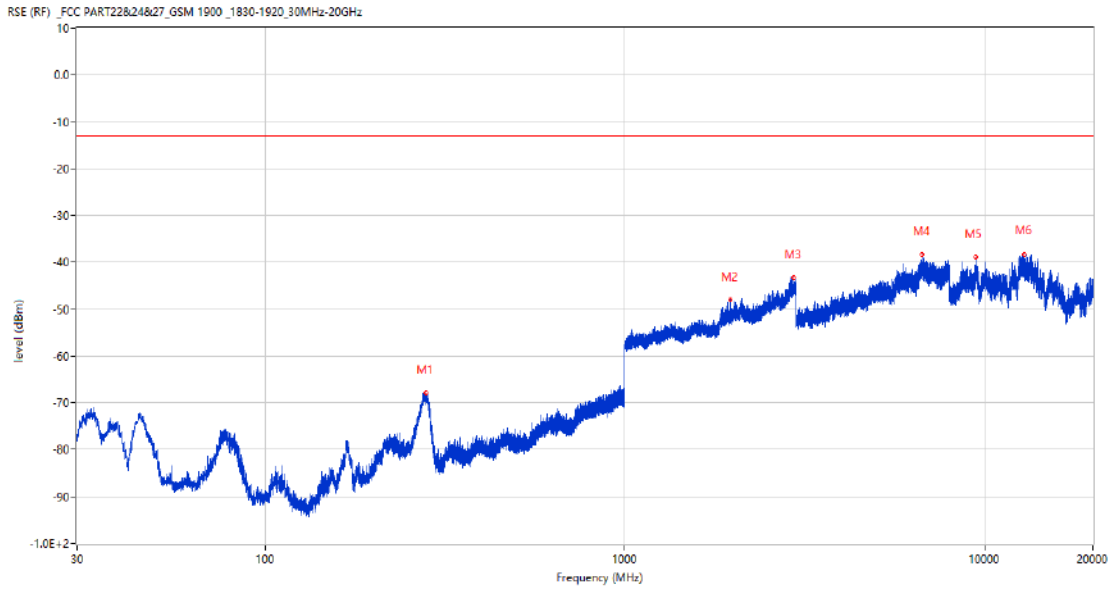
Frequency (MHz)	Result (dBm)	Factor (dB)	PK Limit (dBm)	Over Limit (dB)	Table (o)	ANT	EUT	Verdict
203.824	-74.83	-15.50	-13.0	-61.83	299.00	Horizontal	Vertical	Pass
1960.000	-33.68	2.80	-13.0	-20.68	77.00	Horizontal	Vertical	N/A
2889.900	-42.92	12.01	-13.0	-29.92	141.00	Horizontal	Vertical	Pass
6850.500	-38.87	14.21	-13.0	-25.87	172.00	Horizontal	Vertical	Pass
9459.438	-39.91	13.93	-13.0	-26.91	217.00	Horizontal	Vertical	Pass
12721.263	-38.75	16.31	-13.0	-25.75	167.00	Horizontal	Vertical	Pass

RSE-V&V EGPRS 1900 CH661



Frequency (MHz)	Result (dBm)	Factor (dB)	PK Limit (dBm)	Over Limit (dB)	Table (o)	ANT	EUT	Verdict
273.906	-66.86	-14.24	-13.0	-53.86	345.00	Vertical	Vertical	Pass
1960.000	-45.81	2.80	-13.0	-32.81	130.00	Vertical	Vertical	N/A
2886.900	-43.33	11.53	-13.0	-30.33	171.00	Vertical	Vertical	Pass
6645.750	-39.40	15.20	-13.0	-26.40	164.00	Vertical	Vertical	Pass
9449.938	-39.31	14.22	-13.0	-26.31	69.00	Vertical	Vertical	Pass
13388.000	-38.54	16.31	-13.0	-25.54	352.00	Vertical	Vertical	Pass

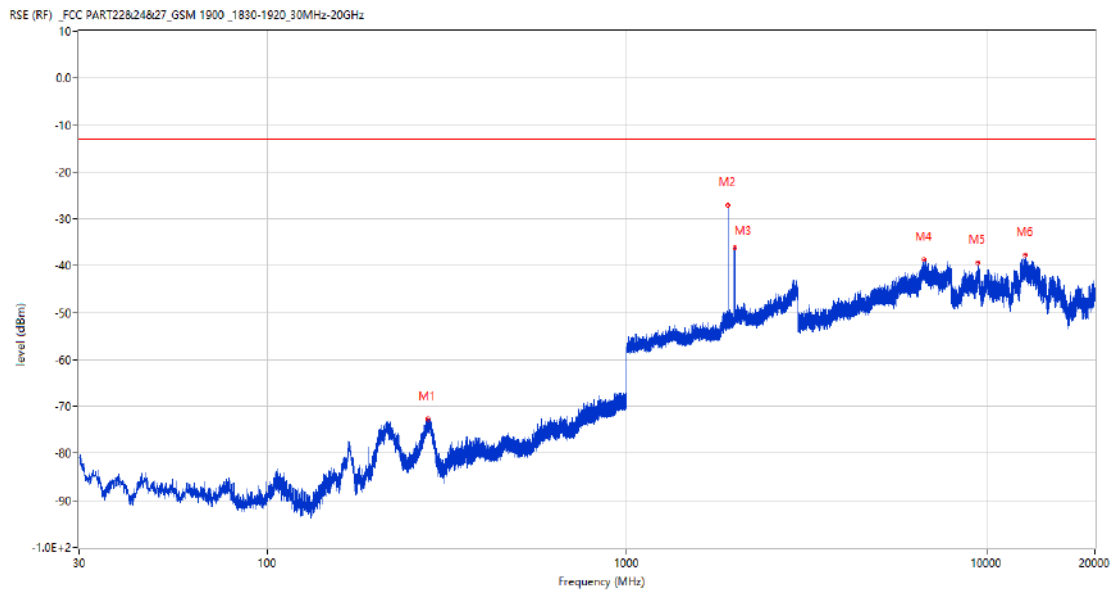
RSE-V&H EGPRS 1900 CH661



Frequency (MHz)	Result (dBm)	Factor (dB)	PK Limit (dBm)	Over Limit (dB)	Table (o)	ANT	EUT	Verdict
278.708	-67.88	-13.57	-13.0	-54.88	360.00	Vertical	Horizontal	Pass
1960.000	-48.00	2.80	-13.0	-35.00	256.00	Vertical	Horizontal	N/A
2943.800	-43.34	10.45	-13.0	-30.34	27.00	Vertical	Horizontal	Pass
6703.500	-38.30	15.52	-13.0	-25.30	351.00	Vertical	Horizontal	Pass
9449.463	-38.97	14.21	-13.0	-25.97	42.00	Vertical	Horizontal	Pass
12888.838	-38.32	16.44	-13.0	-25.32	1.00	Vertical	Horizontal	Pass

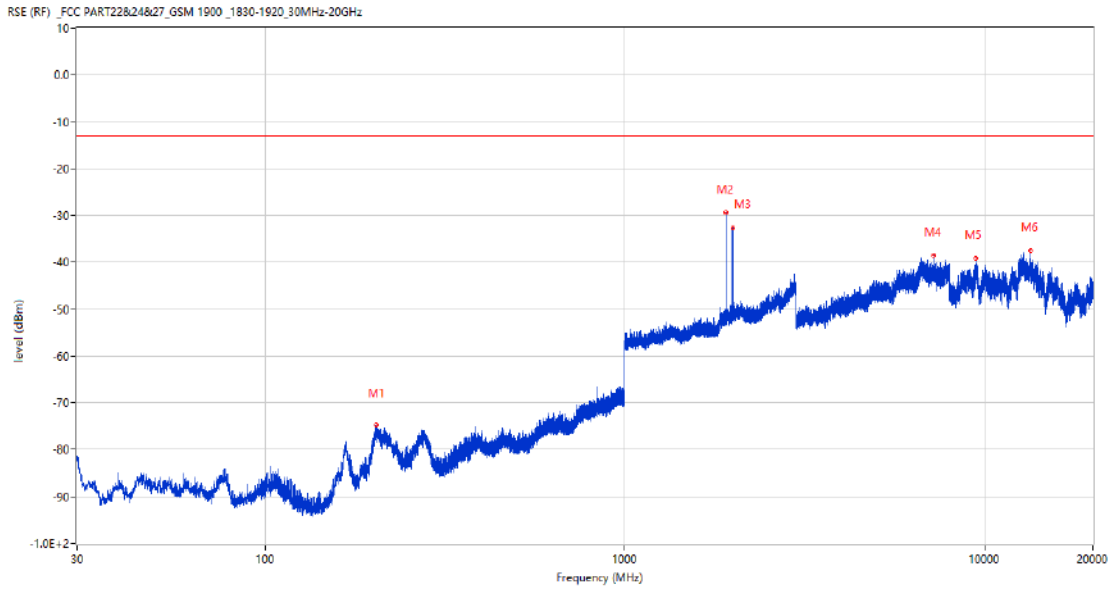
### 4.3 EGPRS 1900 High Channel

#### RSE-H&H EGPRS 1900 CH810



Frequency (MHz)	Result (dBm)	Factor (dB)	PK Limit (dBm)	Over Limit (dB)	Table (o)	ANT	EUT	Verdict
279.338	-72.60	-13.53	-13.0	-59.60	292.00	Horizontal	Horizontal	Pass
1909.500	-27.12	3.14	-13.0	-14.12	270.00	Horizontal	Horizontal	N/A
1989.600	-36.13	2.95	-13.0	-23.13	89.00	Horizontal	Horizontal	N/A
6708.500	-38.69	15.70	-13.0	-25.69	59.00	Horizontal	Horizontal	Pass
9448.275	-39.37	14.19	-13.0	-26.37	311.00	Horizontal	Horizontal	Pass
12822.138	-37.67	15.60	-13.0	-24.67	271.00	Horizontal	Horizontal	Pass

RSE-H&V EGPRS 1900 CH810



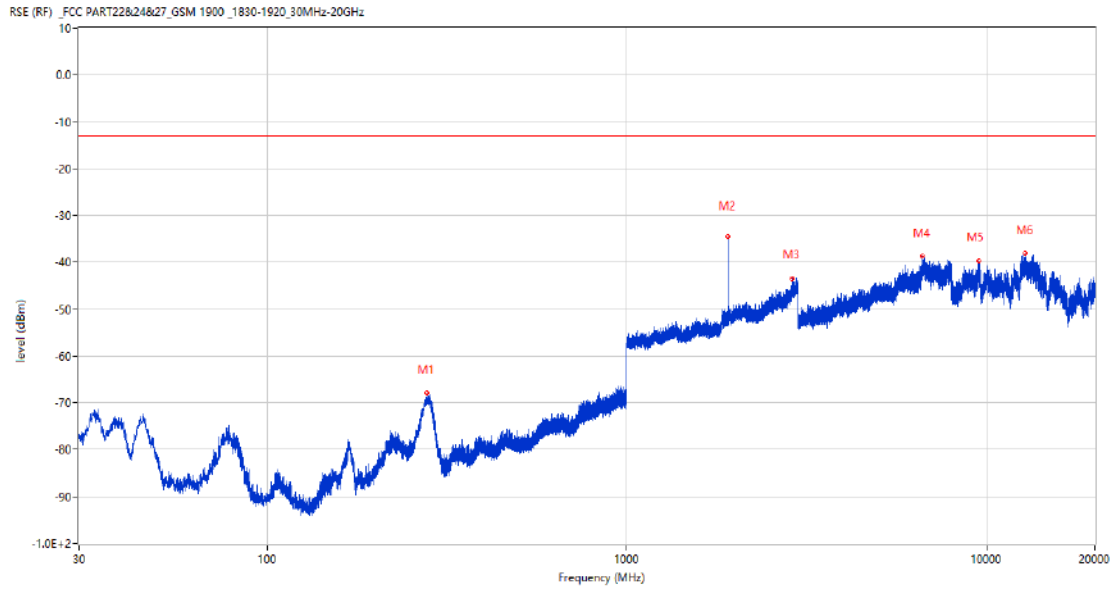
Frequency (MHz)	Result (dBm)	Factor (dB)	PK Limit (dBm)	Over Limit (dB)	Table (o)	ANT	EUT	Verdict
203.921	-74.80	-15.49	-13.0	-61.80	327.00	Horizontal	Vertical	Pass
1909.600	-29.31	3.14	-13.0	-16.31	200.00	Horizontal	Vertical	N/A
1989.500	-32.65	2.96	-13.0	-19.65	76.00	Horizontal	Vertical	N/A
7203.000	-38.41	14.66	-13.0	-25.41	118.00	Horizontal	Vertical	Pass
9453.500	-39.03	14.11	-13.0	-26.03	330.00	Horizontal	Vertical	Pass
13385.825	-37.54	16.30	-13.0	-24.54	186.00	Horizontal	Vertical	Pass

RSE-V&V EGPRS 1900 CH810



Frequency (MHz)	Result (dBm)	Factor (dB)	PK Limit (dBm)	Over Limit (dB)	Table (o)	ANT	EUT	Verdict
278.611	-66.20	-13.60	-13.0	-53.20	348.00	Vertical	Vertical	Pass
1909.600	-30.55	3.14	-13.0	-17.55	194.00	Vertical	Vertical	N/A
1989.500	-46.45	2.96	-13.0	-33.45	174.00	Vertical	Vertical	N/A
3342.750	-48.31	5.77	-13.0	-35.31	135.00	Vertical	Vertical	Pass
7759.750	-38.29	14.41	-13.0	-25.29	303.00	Vertical	Vertical	Pass
12507.987	-38.13	15.50	-13.0	-25.13	252.00	Vertical	Vertical	Pass

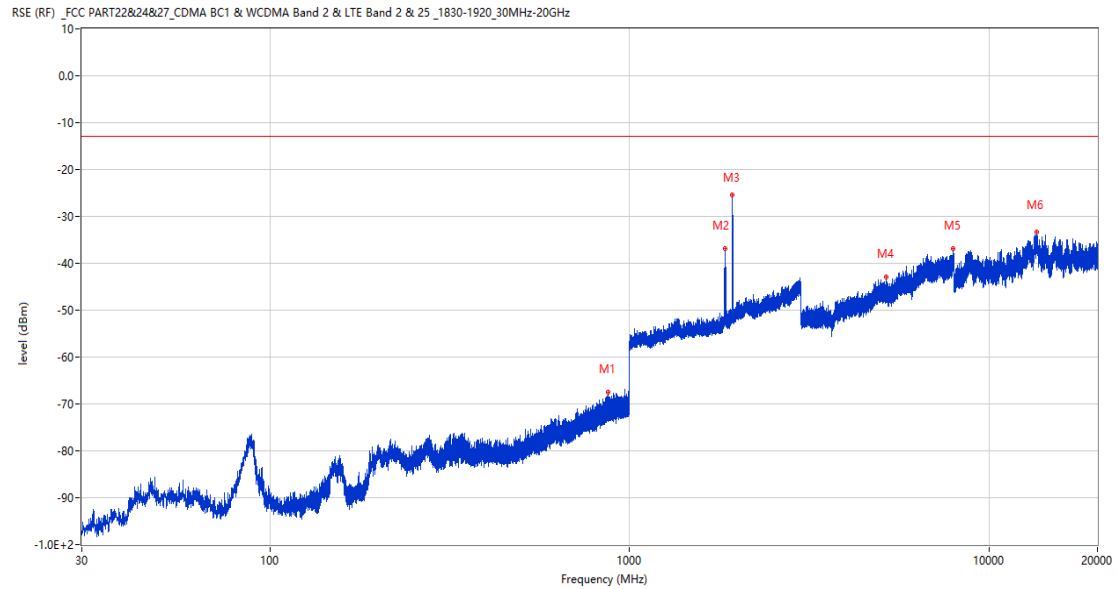
RSE-V&H EGPRS 1900 CH810



Frequency (MHz)	Result (dBm)	Factor (dB)	PK Limit (dBm)	Over Limit (dB)	Table (o)	ANT	EUT	Verdict
277.544	-67.96	-13.79	-13.0	-54.96	335.00	Vertical	Horizontal	Pass
1909.600	-34.50	3.14	-13.0	-21.50	162.00	Vertical	Horizontal	N/A
2886.100	-43.53	11.28	-13.0	-30.53	360.00	Vertical	Horizontal	Pass
6632.750	-38.70	14.93	-13.0	-25.70	327.00	Vertical	Horizontal	Pass
9496.963	-39.68	12.75	-13.0	-26.68	303.00	Vertical	Horizontal	Pass
12781.901	-38.16	15.89	-13.0	-25.16	308.00	Vertical	Horizontal	Pass

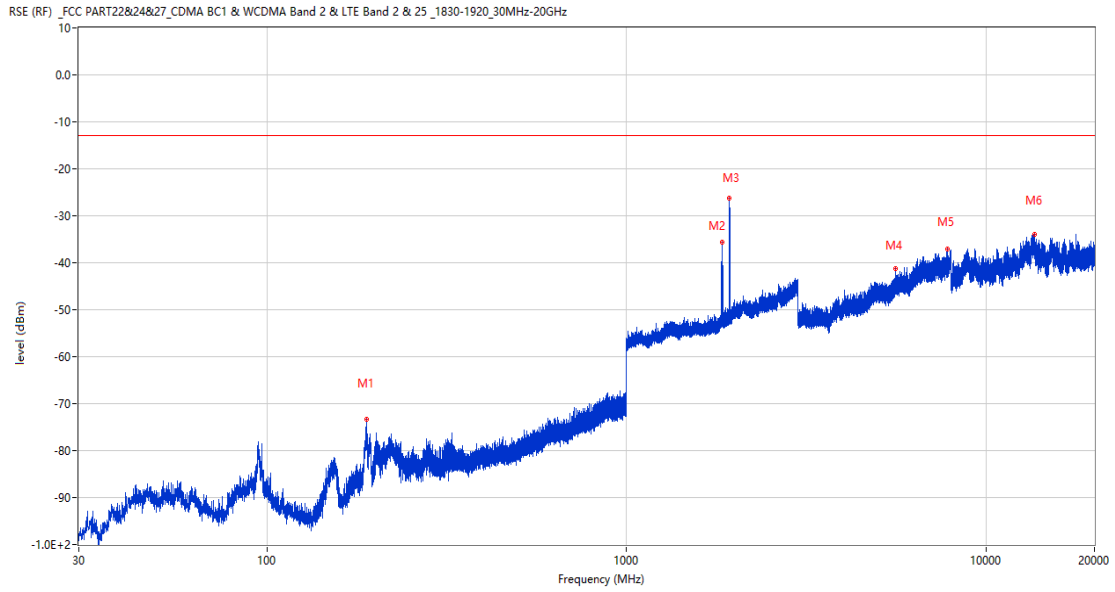
WCDMA  
 5 WCDMA Band 2  
 5.1 WCDMA Band 2 Low Channel

RSE-H&H WCDMA Band 2 CH9262



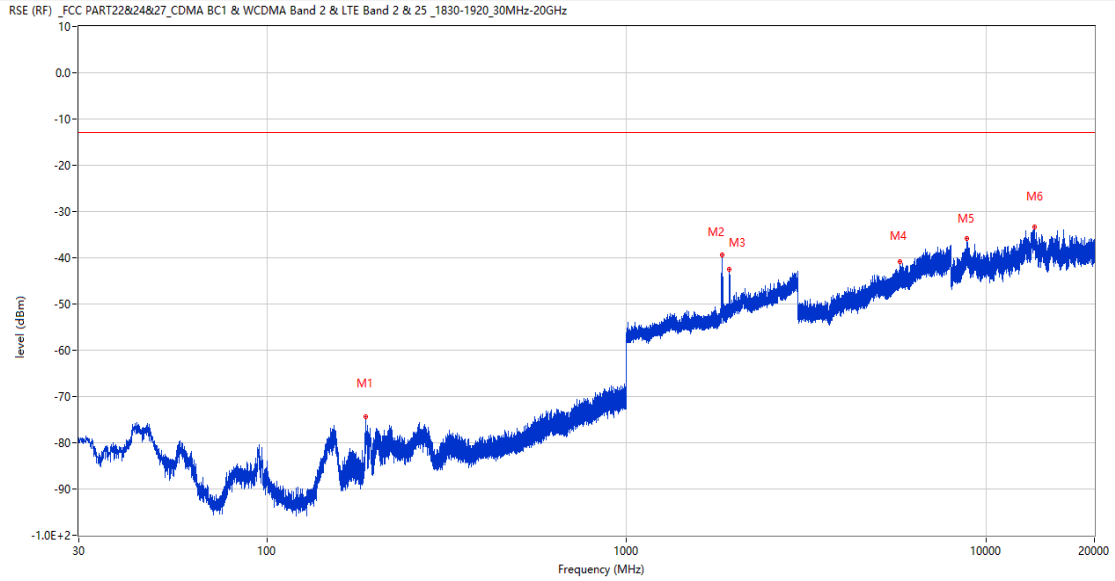
Frequency (MHz)	Result (dBm)	Factor (dB)	PK Limit (dBm)	Over Limit (dB)	Table (o)	ANT	EUT	Verdict
873.561	-67.47	2.14	-13.0	-54.47	0.00	Horizontal	Horizontal	Pass
1843.600	-36.85	2.44	-13.0	-23.85	221.00	Horizontal	Horizontal	N/A
1933.700	-25.40	3.00	-13.0	-12.40	284.00	Horizontal	Horizontal	N/A
5181.500	-43.02	12.36	-13.0	-30.02	206.00	Horizontal	Horizontal	Pass
7934.750	-36.87	18.85	-13.0	-23.87	143.00	Horizontal	Horizontal	Pass
13570.338	-33.28	25.08	-13.0	-20.28	16.00	Horizontal	Horizontal	Pass

RSE-H&V WCDMA Band 2 CH9262



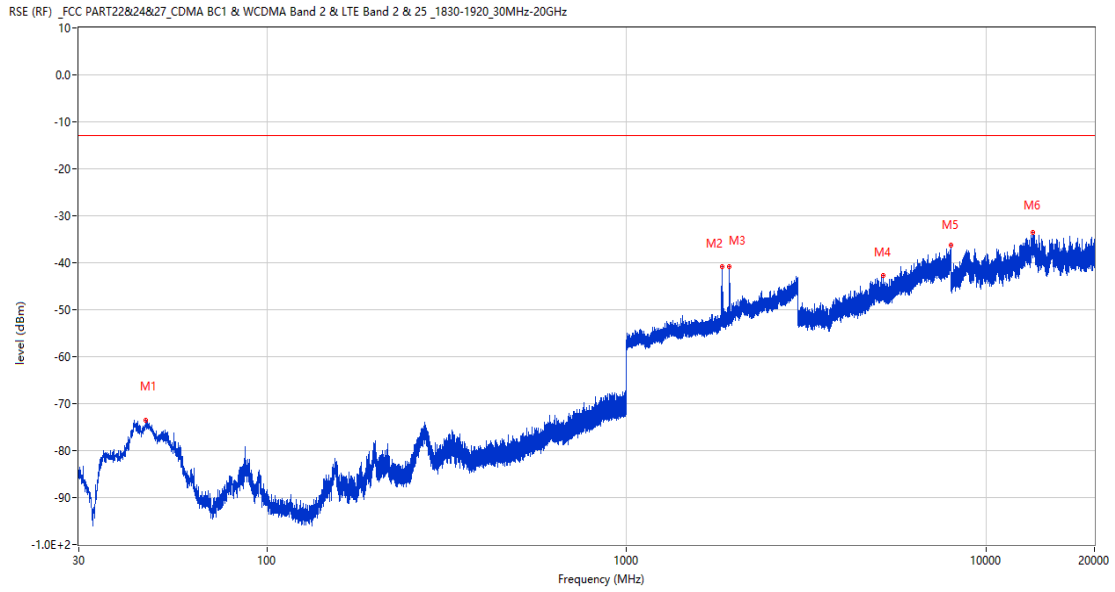
Frequency (MHz)	Result (dBm)	Factor (dB)	PK Limit (dBm)	Over Limit (dB)	Table (o)	ANT	EUT	Verdict
189.128	-73.42	-16.82	-13.0	-60.42	360.00	Horizontal	Vertical	Pass
1842.000	-35.57	2.42	-13.0	-22.57	180.00	Horizontal	Vertical	N/A
1932.800	-26.32	3.04	-13.0	-13.32	106.00	Horizontal	Vertical	N/A
5611.000	-41.30	13.74	-13.0	-28.30	261.00	Horizontal	Vertical	Pass
7783.750	-37.18	18.22	-13.0	-24.18	360.00	Horizontal	Vertical	Pass
13616.737	-33.93	24.86	-13.0	-20.93	264.00	Horizontal	Vertical	Pass

RSE-V&V WCDMA Band 2 CH9262



Frequency (MHz)	Result (dBm)	Factor (dB)	PK Limit (dBm)	Over Limit (dB)	Table (o)	ANT	EUT	Verdict
188.401	-74.37	-16.92	-13.0	-61.37	191.00	Vertical	Vertical	Pass
1841.400	-39.41	2.41	-13.0	-26.41	262.00	Vertical	Vertical	N/A
1933.400	-42.53	3.02	-13.0	-29.53	125.00	Vertical	Vertical	N/A
5767.250	-40.81	14.39	-13.0	-27.81	163.00	Vertical	Vertical	Pass
8857.138	-35.93	20.27	-13.0	-22.93	15.00	Vertical	Vertical	Pass
13631.963	-33.25	24.84	-13.0	-20.25	208.00	Vertical	Vertical	Pass

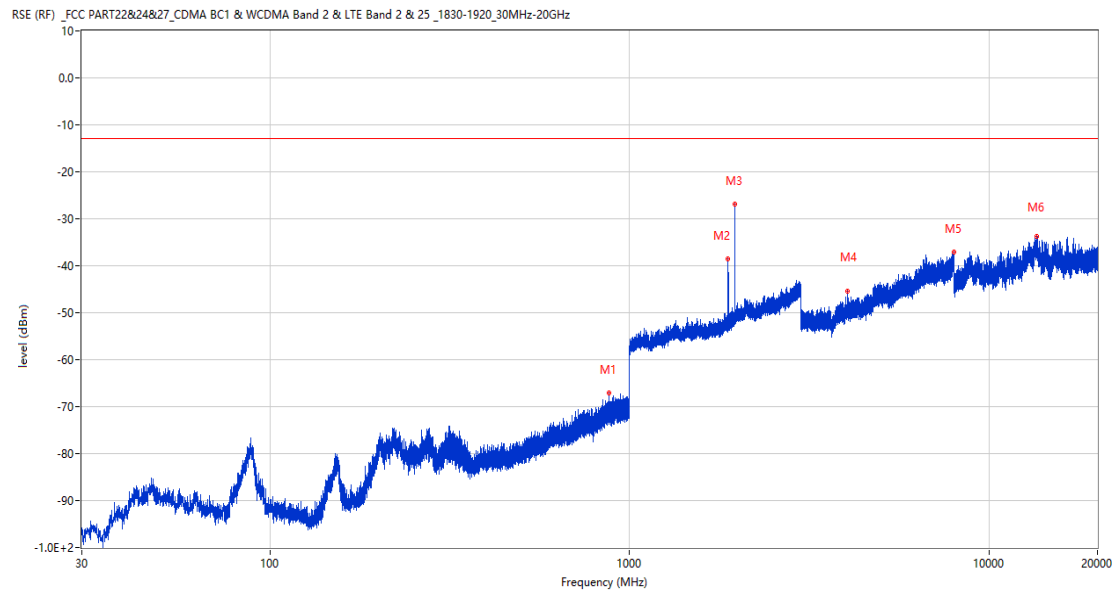
RSE-V&H WCDMA Band 2 CH9262



Frequency (MHz)	Result (dBm)	Factor (dB)	PK Limit (dBm)	Over Limit (dB)	Table (o)	ANT	EUT	Verdict
46.102	-73.57	-17.22	-13.0	-60.57	327.00	Vertical	Horizontal	Pass
1842.000	-40.81	2.42	-13.0	-27.81	67.00	Vertical	Horizontal	N/A
1934.700	-40.84	3.15	-13.0	-27.84	140.00	Vertical	Horizontal	N/A
5177.750	-42.64	12.26	-13.0	-29.64	19.00	Vertical	Horizontal	Pass
7962.000	-36.24	18.21	-13.0	-23.24	138.00	Vertical	Horizontal	Pass
13479.349	-33.64	24.18	-13.0	-20.64	72.00	Vertical	Horizontal	Pass

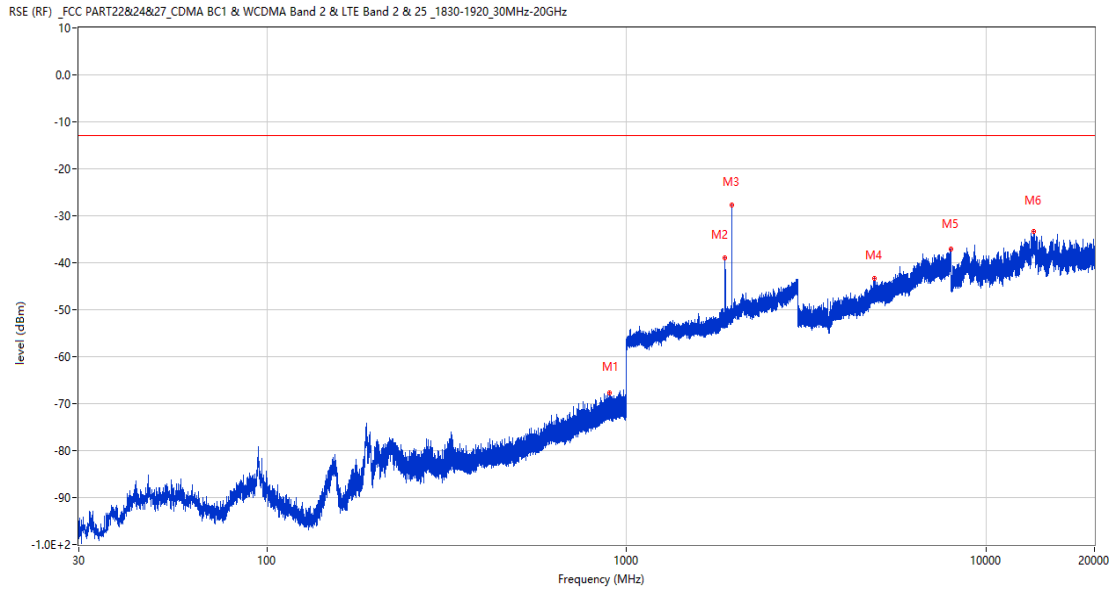
## 5.2 WCDMA Band 2 Middle Channel

### RSE-H&H WCDMA Band 2 CH9400



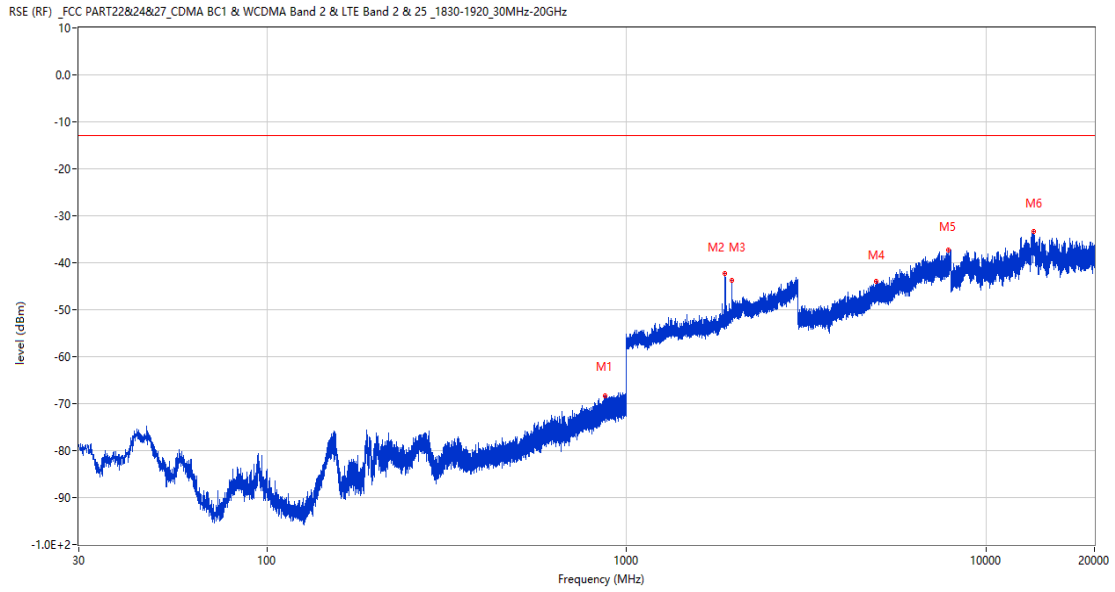
Frequency (MHz)	Result (dBm)	Factor (dB)	PK Limit (dBm)	Over Limit (dB)	Table (o)	ANT	EUT	Verdict
878.653	-67.02	2.23	-13.0	-54.02	320.00	Horizontal	Horizontal	Pass
1879.500	-38.64	2.76	-13.0	-25.64	223.00	Horizontal	Horizontal	N/A
1961.100	-26.90	3.38	-13.0	-13.90	288.00	Horizontal	Horizontal	N/A
4044.500	-45.42	10.42	-13.0	-32.42	17.00	Horizontal	Horizontal	Pass
7995.750	-37.07	18.76	-13.0	-24.07	333.00	Horizontal	Horizontal	Pass
13574.688	-33.78	25.05	-13.0	-20.78	113.00	Horizontal	Horizontal	Pass

RSE-H&V WCDMA Band 2 CH9400



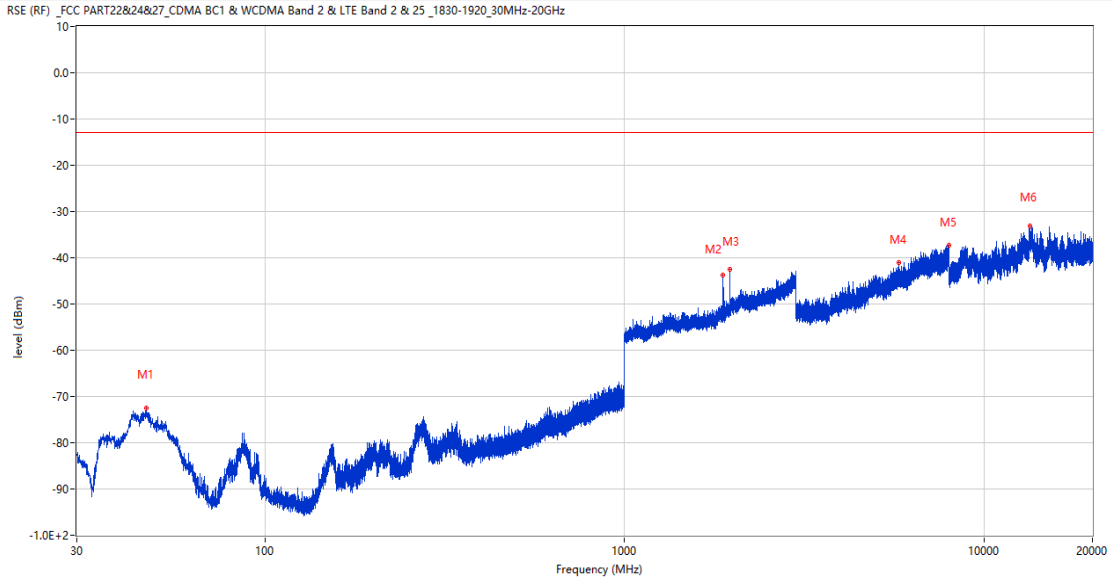
Frequency (MHz)	Result (dBm)	Factor (dB)	PK Limit (dBm)	Over Limit (dB)	Table (o)	ANT	EUT	Verdict
895.628	-67.74	2.21	-13.0	-54.74	58.00	Horizontal	Vertical	Pass
1879.500	-38.86	2.76	-13.0	-25.86	207.00	Horizontal	Vertical	N/A
1959.300	-27.79	3.35	-13.0	-14.79	290.00	Horizontal	Vertical	N/A
4890.500	-43.31	12.47	-13.0	-30.31	311.00	Horizontal	Vertical	Pass
7982.750	-37.01	18.17	-13.0	-24.01	0.00	Horizontal	Vertical	Pass
13550.401	-33.32	25.22	-13.0	-20.32	343.00	Horizontal	Vertical	Pass

RSE-V&V WCDMA Band 2 CH9400



Frequency (MHz)	Result (dBm)	Factor (dB)	PK Limit (dBm)	Over Limit (dB)	Table (o)	ANT	EUT	Verdict
873.900	-68.31	2.12	-13.0	-55.31	94.00	Vertical	Vertical	Pass
1880.000	-42.27	2.76	-13.0	-29.27	209.00	Vertical	Vertical	N/A
1959.800	-43.65	3.39	-13.0	-30.65	218.00	Vertical	Vertical	N/A
4954.000	-43.95	12.86	-13.0	-30.95	269.00	Vertical	Vertical	Pass
7865.500	-37.25	17.92	-13.0	-24.25	154.00	Vertical	Vertical	Pass
13572.513	-33.31	25.06	-13.0	-20.31	3.00	Vertical	Vertical	Pass

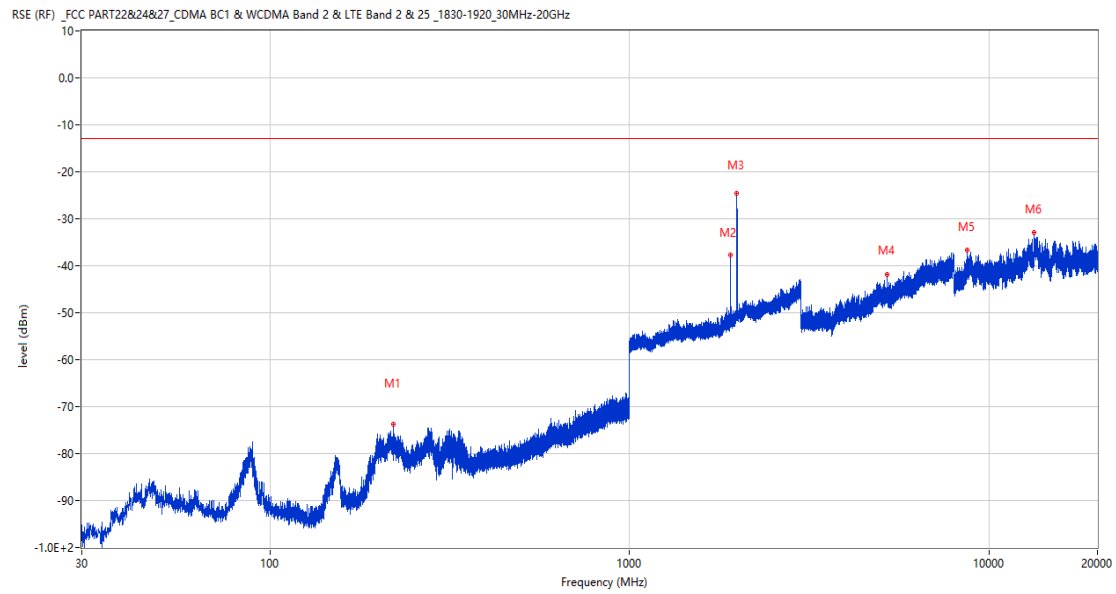
RSE-V&H WCDMA Band 2 CH9400



Frequency (MHz)	Result (dBm)	Factor (dB)	PK Limit (dBm)	Over Limit (dB)	Table (o)	ANT	EUT	Verdict
46.781	-72.44	-17.05	-13.0	-59.44	360.00	Vertical	Horizontal	Pass
1880.100	-43.73	2.76	-13.0	-30.73	3.00	Vertical	Horizontal	N/A
1959.900	-42.48	3.40	-13.0	-29.48	233.00	Vertical	Horizontal	N/A
5806.000	-41.08	14.61	-13.0	-28.08	195.00	Vertical	Horizontal	Pass
7977.750	-37.31	18.13	-13.0	-24.31	142.00	Vertical	Horizontal	Pass
13405.038	-33.15	24.82	-13.0	-20.15	198.00	Vertical	Horizontal	Pass

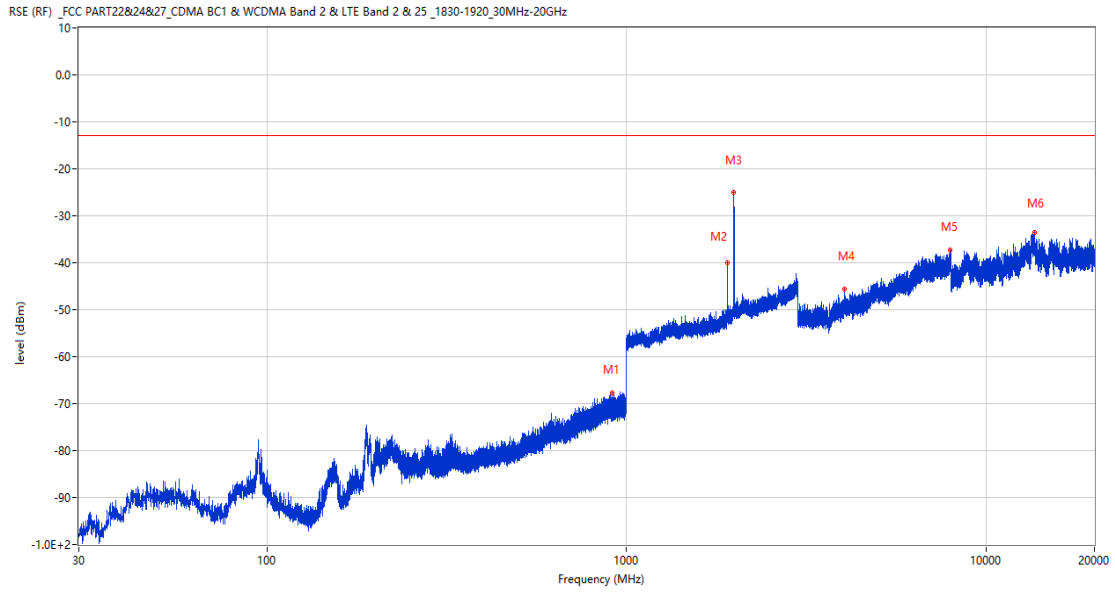
### 5.3 WCDMA Band 2 High Channel

#### RSE-H&H WCDMA Band 2 CH9538



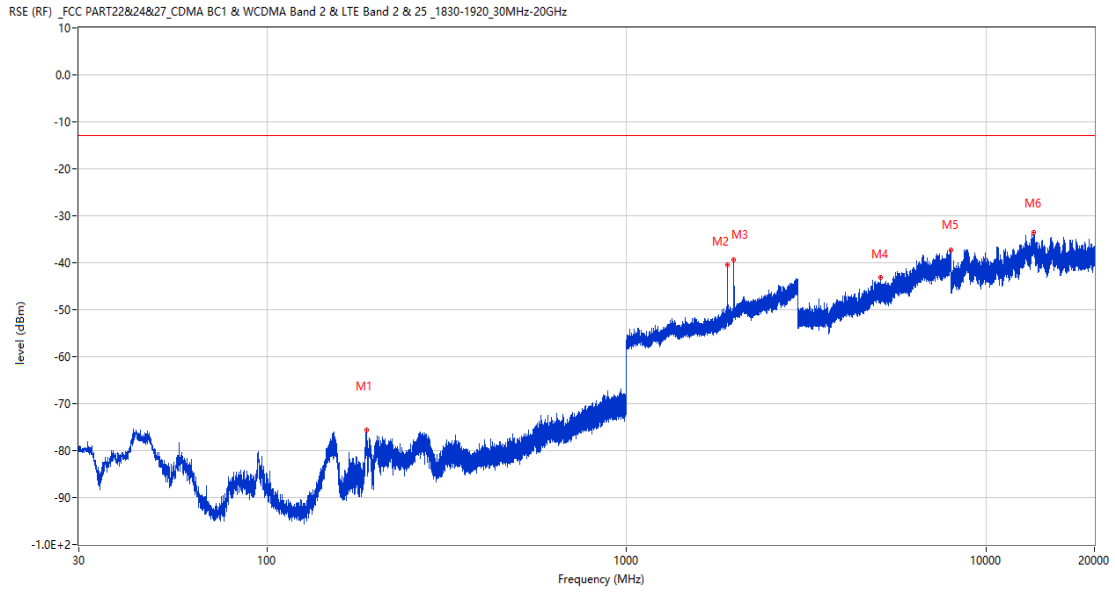
Frequency (MHz)	Result (dBm)	Factor (dB)	PK Limit (dBm)	Over Limit (dB)	Table (o)	ANT	EUT	Verdict
220.168	-73.76	-14.80	-13.0	-60.76	47.00	Horizontal	Horizontal	Pass
1910.000	-37.63	3.09	-13.0	-24.63	211.00	Horizontal	Horizontal	N/A
1989.700	-24.53	4.59	-13.0	-11.53	275.00	Horizontal	Horizontal	N/A
5205.500	-41.81	12.41	-13.0	-28.81	207.00	Horizontal	Horizontal	Pass
8706.800	-36.69	19.34	-13.0	-23.69	79.00	Horizontal	Horizontal	Pass
13357.550	-33.01	24.59	-13.0	-20.01	175.00	Horizontal	Horizontal	Pass

RSE-H&V WCDMA Band 2 CH9538



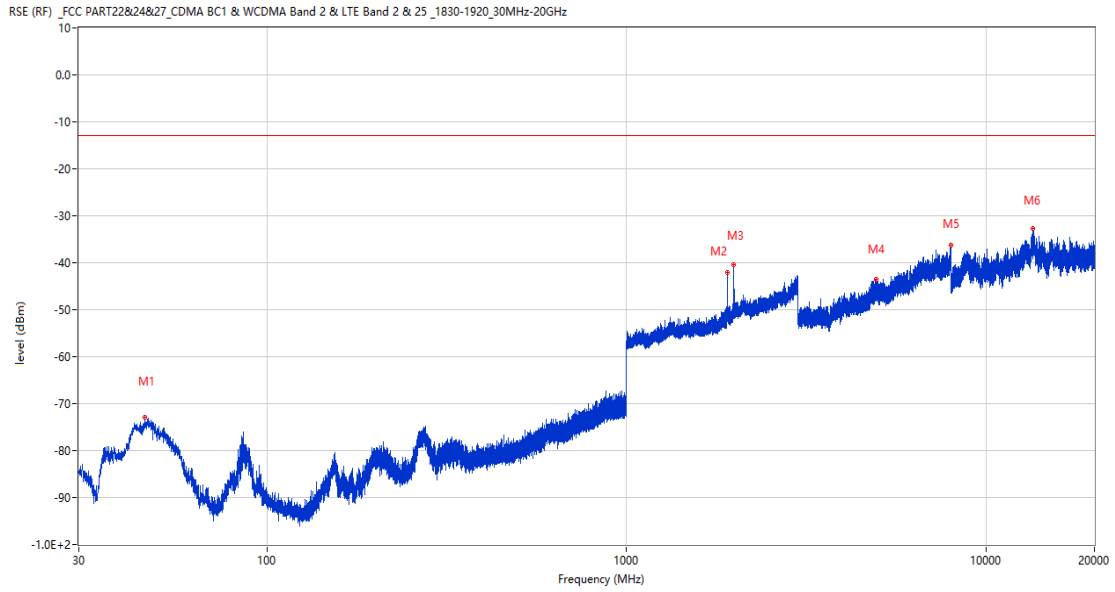
Frequency (MHz)	Result (dBm)	Factor (dB)	PK Limit (dBm)	Over Limit (dB)	Table (o)	ANT	EUT	Verdict
912.070	-67.77	2.25	-13.0	-54.77	73.00	Horizontal	Vertical	Pass
1910.000	-39.96	3.09	-13.0	-26.96	200.00	Horizontal	Vertical	N/A
1989.500	-25.08	4.58	-13.0	-12.08	103.00	Horizontal	Vertical	N/A
4046.500	-45.56	10.62	-13.0	-32.56	346.00	Horizontal	Vertical	Pass
7958.500	-37.37	18.29	-13.0	-24.37	8.00	Horizontal	Vertical	Pass
13597.525	-33.56	24.89	-13.0	-20.56	354.00	Horizontal	Vertical	Pass

RSE-V&V WCDMA Band 2 CH9538



Frequency (MHz)	Result (dBm)	Factor (dB)	PK Limit (dBm)	Over Limit (dB)	Table (o)	ANT	EUT	Verdict
189.759	-75.64	-16.80	-13.0	-62.64	231.00	Vertical	Vertical	Pass
1909.900	-40.41	3.09	-13.0	-27.41	177.00	Vertical	Vertical	N/A
1988.600	-39.28	4.52	-13.0	-26.28	118.00	Vertical	Vertical	N/A
5090.250	-43.15	12.62	-13.0	-30.15	47.00	Vertical	Vertical	Pass
7981.250	-37.26	18.13	-13.0	-24.26	15.00	Vertical	Vertical	Pass
13547.500	-33.61	25.16	-13.0	-20.61	167.00	Vertical	Vertical	Pass

RSE-V&H WCDMA Band 2 CH9538



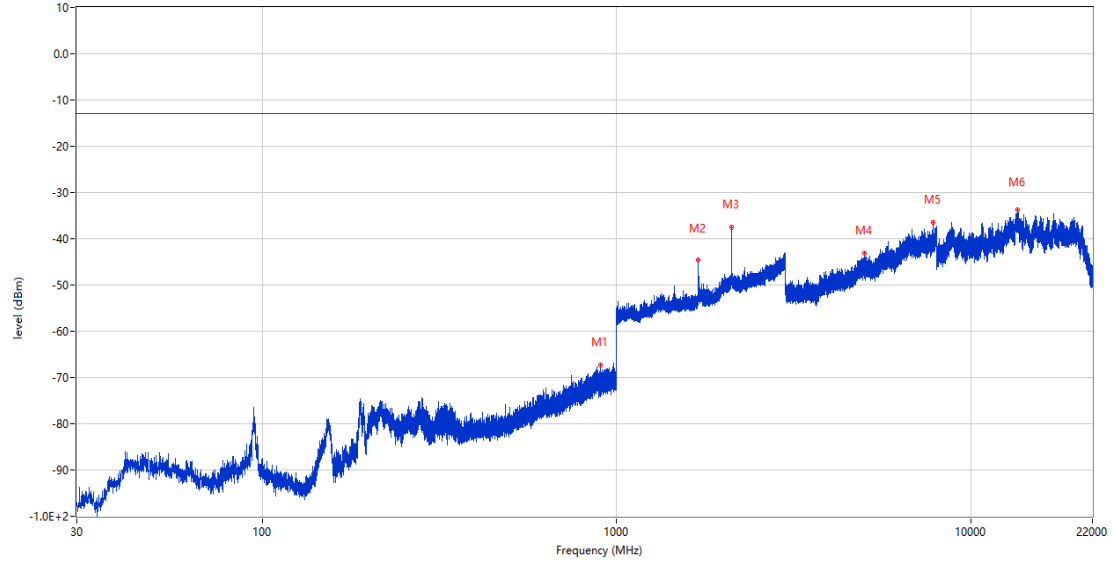
Frequency (MHz)	Result (dBm)	Factor (dB)	PK Limit (dBm)	Over Limit (dB)	Table (o)	ANT	EUT	Verdict
45.859	-72.98	-17.38	-13.0	-59.98	48.00	Vertical	Horizontal	Pass
1910.100	-42.05	3.10	-13.0	-29.05	29.00	Vertical	Horizontal	N/A
1988.200	-40.45	4.49	-13.0	-27.45	271.00	Vertical	Horizontal	N/A
4931.500	-43.45	12.93	-13.0	-30.45	0.00	Vertical	Horizontal	Pass
7995.500	-36.33	18.76	-13.0	-23.33	9.00	Vertical	Horizontal	Pass
13461.224	-32.71	24.38	-13.0	-19.71	299.00	Vertical	Horizontal	Pass

## 6 WCDMA Band 4

### 6.1 WCDMA Band 4 Low Channel

#### RSE-H&H WCDMA Band 4 CH1312

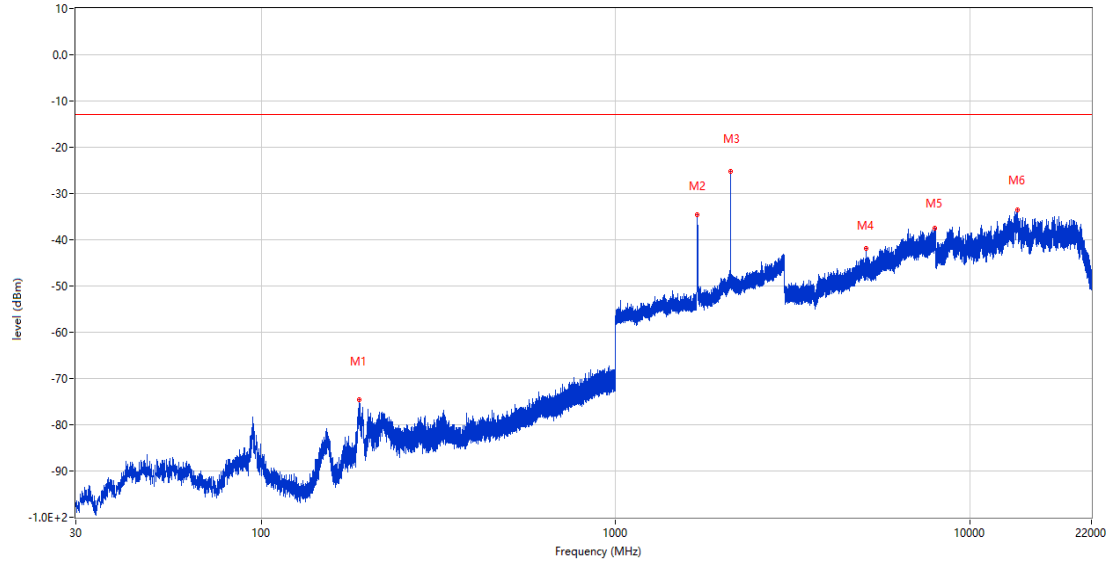
RSE (RF) FCC PART22&24&27\_WCDMA Band 4 & LTE Band 4 & 66\_1710-1785\_30MHz-20GHz



Frequency (MHz)	Result (dBm)	Factor (dB)	PK Limit (dBm)	Over Limit (dB)	Table (o)	ANT	EUT	Verdict
901.302	-67.22	2.31	-13.0	-54.22	250.00	Horizontal	Horizontal	Pass
1701.800	-44.65	2.76	-13.0	-31.65	87.00	Horizontal	Horizontal	N/A
2113.900	-37.42	5.65	-13.0	-24.42	2.00	Horizontal	Horizontal	N/A
4994.750	-43.12	12.94	-13.0	-30.12	316.00	Horizontal	Horizontal	Pass
7838.000	-36.45	17.77	-13.0	-23.45	92.00	Horizontal	Horizontal	Pass
13550.588	-33.71	25.22	-13.0	-20.71	0.00	Horizontal	Horizontal	Pass

RSE-H&V WCDMA Band 4 CH1312

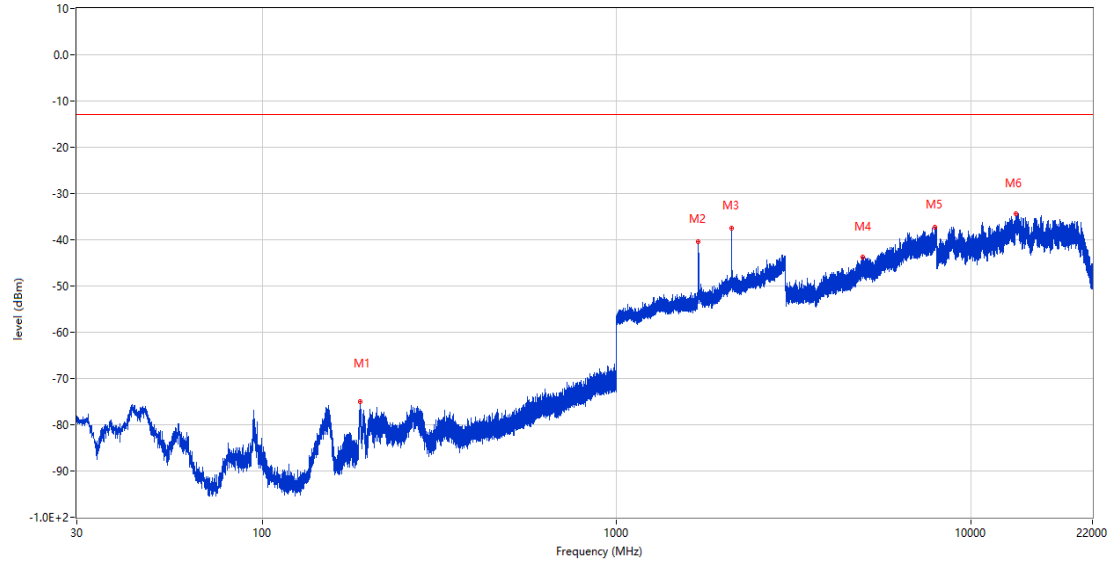
RSE (RF) \_FCC PART22&24&27\_WCDMA Band 4 & LTE Band 4 & 66\_1710-1785\_30MHz-20GHz



Frequency (MHz)	Result (dBm)	Factor (dB)	PK Limit (dBm)	Over Limit (dB)	Table (o)	ANT	EUT	Verdict
189.371	-74.64	-16.80	-13.0	-61.64	1.00	Horizontal	Vertical	Pass
1701.900	-34.51	2.76	-13.0	-21.51	200.00	Horizontal	Vertical	N/A
2113.400	-25.11	5.69	-13.0	-12.11	274.00	Horizontal	Vertical	N/A
5097.500	-41.87	12.56	-13.0	-28.87	184.00	Horizontal	Vertical	Pass
7968.750	-37.51	18.09	-13.0	-24.51	46.00	Horizontal	Vertical	Pass
13599.150	-33.56	24.88	-13.0	-20.56	52.00	Horizontal	Vertical	Pass

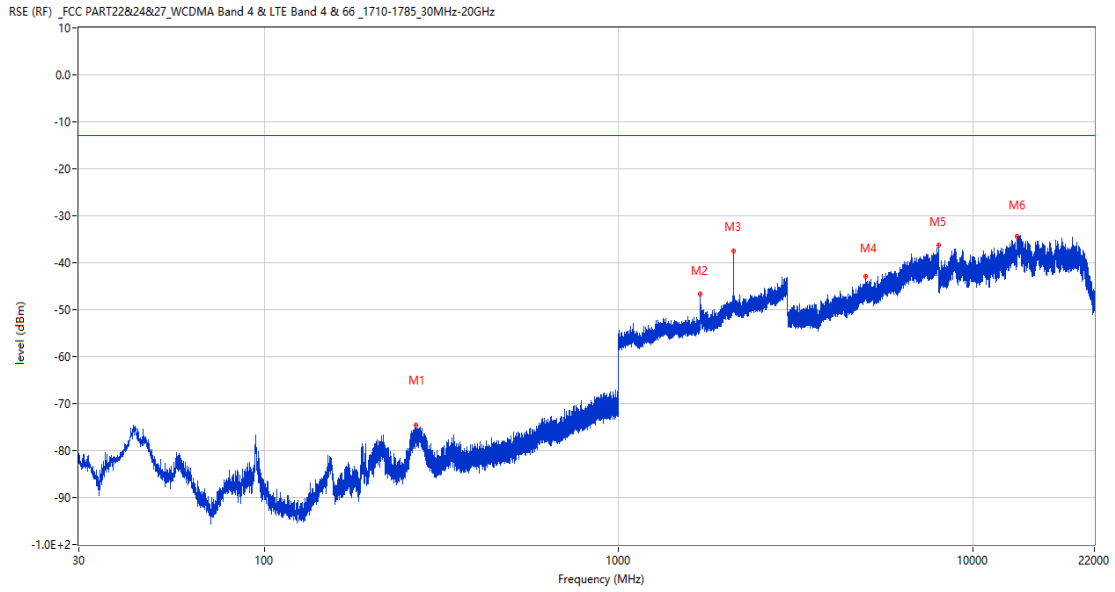
RSE-V&V WCDMA Band 4 CH1312

RSE (RF) \_FCC PART22&24&27\_WCDMA Band 4 & LTE Band 4 & 66\_1710-1785\_30MHz-20GHz



Frequency (MHz)	Result (dBm)	Factor (dB)	PK Limit (dBm)	Over Limit (dB)	Table (o)	ANT	EUT	Verdict
189.468	-74.91	-16.80	-13.0	-61.91	220.00	Vertical	Vertical	Pass
1701.700	-40.31	2.76	-13.0	-27.31	281.00	Vertical	Vertical	N/A
2114.300	-37.54	5.66	-13.0	-24.54	1.00	Vertical	Vertical	N/A
4944.750	-43.81	12.80	-13.0	-30.81	208.00	Vertical	Vertical	Pass
7926.250	-37.34	18.48	-13.0	-24.34	272.00	Vertical	Vertical	Pass
13390.562	-34.46	24.79	-13.0	-21.46	152.00	Vertical	Vertical	Pass

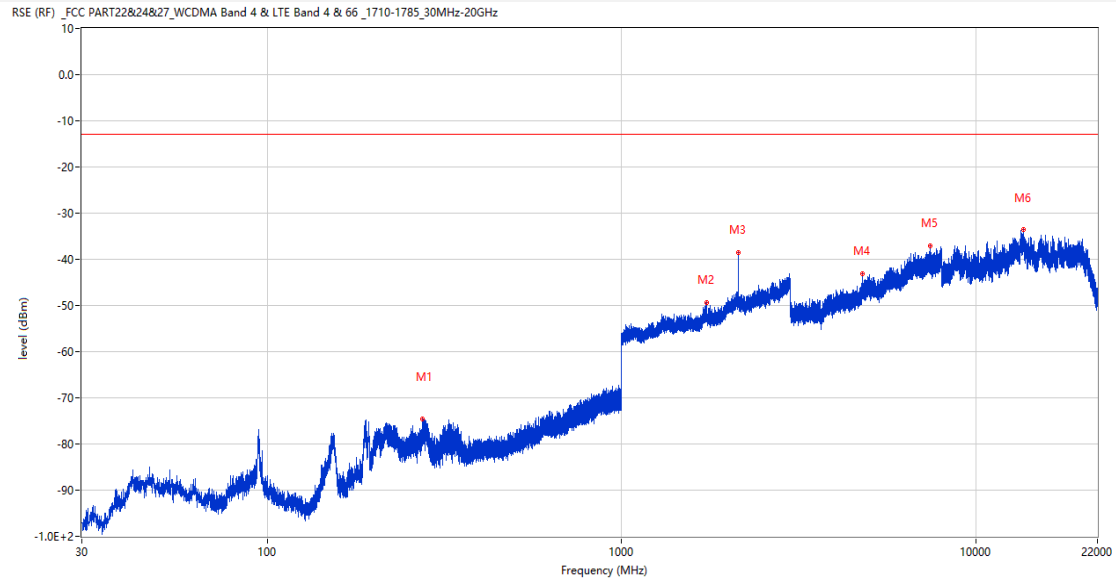
RSE-V&H WCDMA Band 4 CH1312



Frequency (MHz)	Result (dBm)	Factor (dB)	PK Limit (dBm)	Over Limit (dB)	Table (o)	ANT	EUT	Verdict
268.378	-74.61	-13.16	-13.0	-61.61	2.00	Vertical	Horizontal	Pass
1701.600	-46.62	2.76	-13.0	-33.62	70.00	Vertical	Horizontal	N/A
2113.700	-37.58	5.67	-13.0	-24.58	4.00	Vertical	Horizontal	N/A
4980.750	-42.90	13.33	-13.0	-29.90	123.00	Vertical	Horizontal	Pass
7985.750	-36.27	18.21	-13.0	-23.27	155.00	Vertical	Horizontal	Pass
13335.525	-34.37	23.99	-13.0	-21.37	163.00	Vertical	Horizontal	Pass

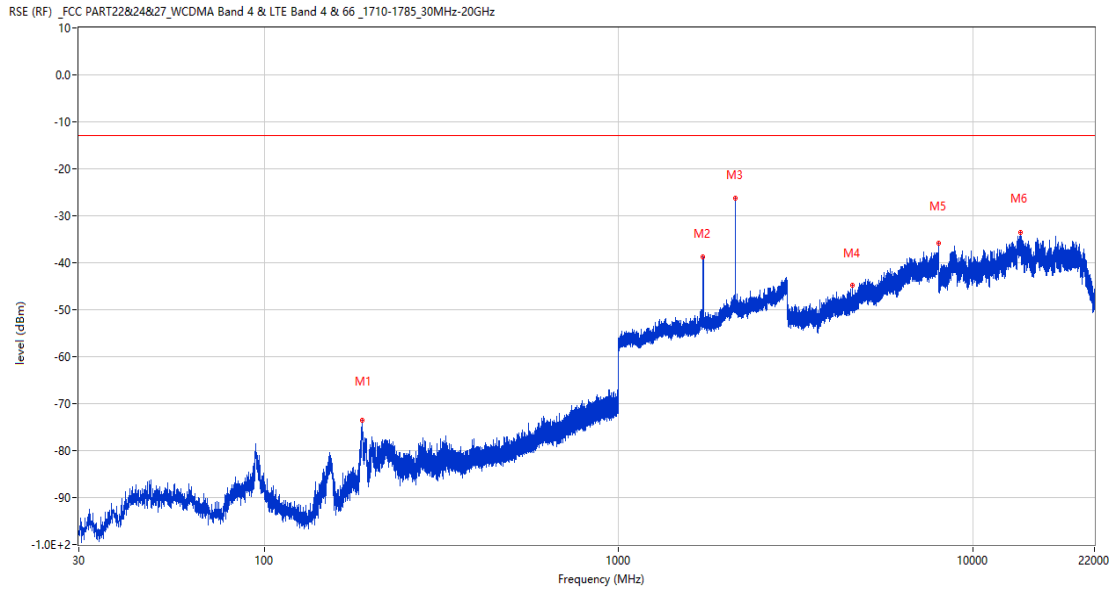
## 6.2 WCDMA Band 4 Middle Channel

### RSE-H&H WCDMA Band 4 CH1412



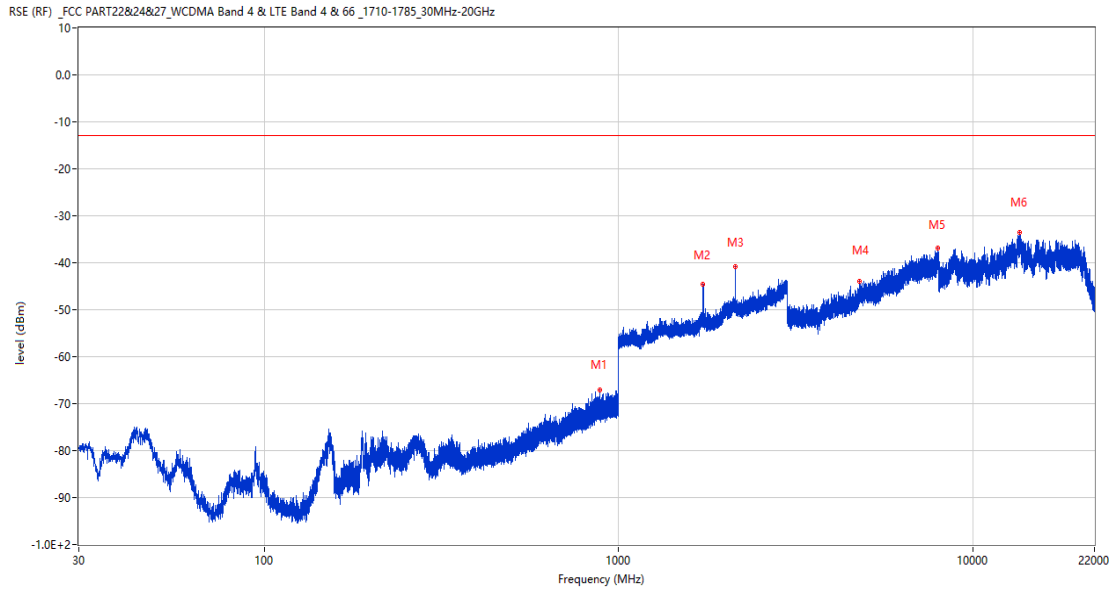
Frequency (MHz)	Result (dBm)	Factor (dB)	PK Limit (dBm)	Over Limit (dB)	Table (o)	ANT	EUT	Verdict
274.876	-74.55	-12.60	-13.0	-61.55	86.00	Horizontal	Horizontal	Pass
1734.600	-49.32	2.43	-13.0	-36.32	87.00	Horizontal	Horizontal	N/A
2132.000	-38.60	4.91	-13.0	-25.60	168.00	Horizontal	Horizontal	N/A
4781.750	-43.15	12.86	-13.0	-30.15	174.00	Horizontal	Horizontal	Pass
7405.500	-37.10	17.96	-13.0	-24.10	69.00	Horizontal	Horizontal	Pass
13595.912	-33.56	24.90	-13.0	-20.56	54.00	Horizontal	Horizontal	Pass

RSE-H&V WCDMA Band 4 CH1412



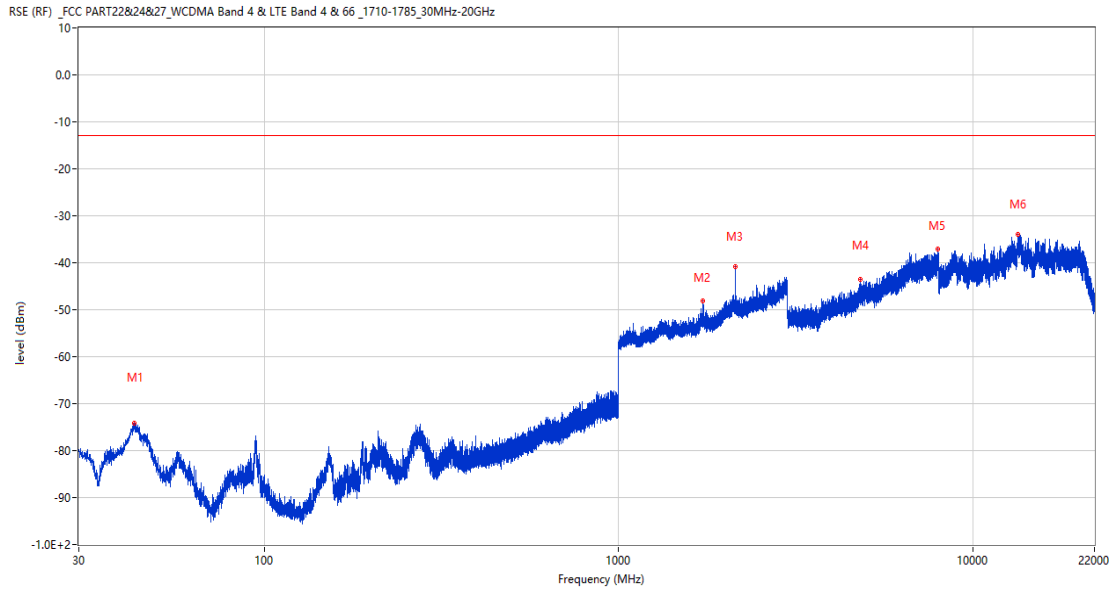
Frequency (MHz)	Result (dBm)	Factor (dB)	PK Limit (dBm)	Over Limit (dB)	Table (o)	ANT	EUT	Verdict
188.692	-73.45	-16.87	-13.0	-60.45	360.00	Horizontal	Vertical	Pass
1732.700	-38.81	2.44	-13.0	-25.81	209.00	Horizontal	Vertical	N/A
2132.900	-26.28	4.88	-13.0	-13.28	273.00	Horizontal	Vertical	N/A
4574.250	-44.89	10.61	-13.0	-31.89	357.00	Horizontal	Vertical	Pass
7992.250	-35.81	18.51	-13.0	-22.81	125.00	Horizontal	Vertical	Pass
13619.037	-33.50	24.85	-13.0	-20.50	172.00	Horizontal	Vertical	Pass

RSE-V&V WCDMA Band 4 CH1412



Frequency (MHz)	Result (dBm)	Factor (dB)	PK Limit (dBm)	Over Limit (dB)	Table (o)	ANT	EUT	Verdict
886.558	-67.16	2.13	-13.0	-54.16	268.00	Vertical	Vertical	Pass
1732.600	-44.66	2.45	-13.0	-31.66	332.00	Vertical	Vertical	N/A
2133.800	-40.87	4.89	-13.0	-27.87	0.00	Vertical	Vertical	N/A
4790.250	-43.89	12.88	-13.0	-30.89	119.00	Vertical	Vertical	Pass
7962.500	-36.81	18.16	-13.0	-23.81	204.00	Vertical	Vertical	Pass
13567.237	-33.46	25.10	-13.0	-20.46	94.00	Vertical	Vertical	Pass

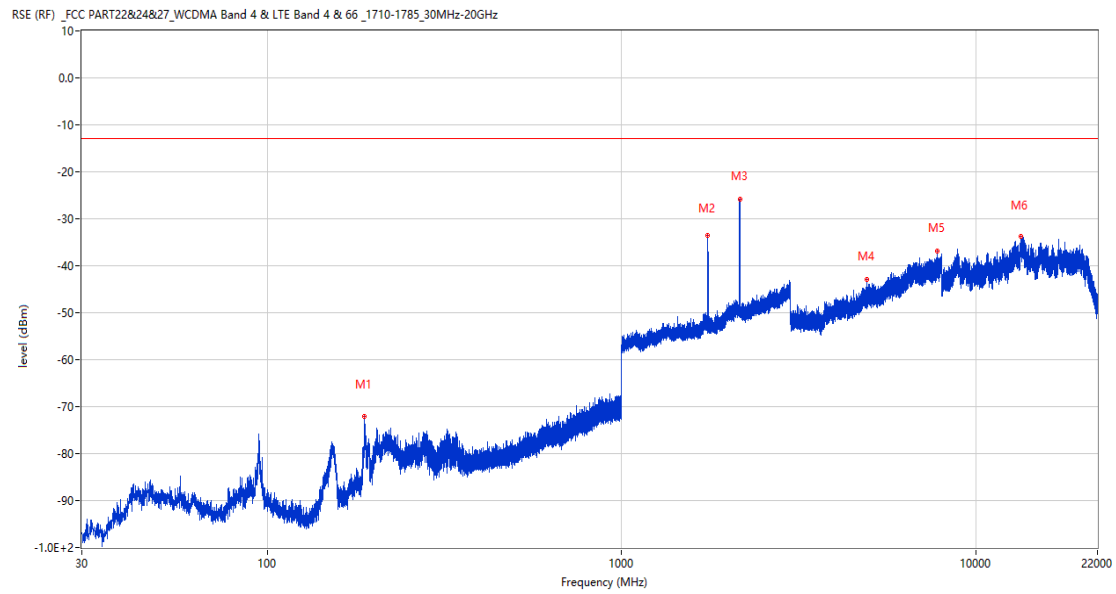
RSE-V&H WCDMA Band 4 CH1412



Frequency (MHz)	Result (dBm)	Factor (dB)	PK Limit (dBm)	Over Limit (dB)	Table (o)	ANT	EUT	Verdict
43.047	-74.17	-16.50	-13.0	-61.17	0.00	Vertical	Horizontal	Pass
1732.600	-48.09	2.45	-13.0	-35.09	285.00	Vertical	Horizontal	N/A
2132.000	-40.88	4.91	-13.0	-27.88	5.00	Vertical	Horizontal	N/A
4800.000	-43.48	12.57	-13.0	-30.48	142.00	Vertical	Horizontal	Pass
7971.000	-37.18	18.05	-13.0	-24.18	265.00	Vertical	Horizontal	Pass
13413.687	-33.94	24.76	-13.0	-20.94	172.00	Vertical	Horizontal	Pass

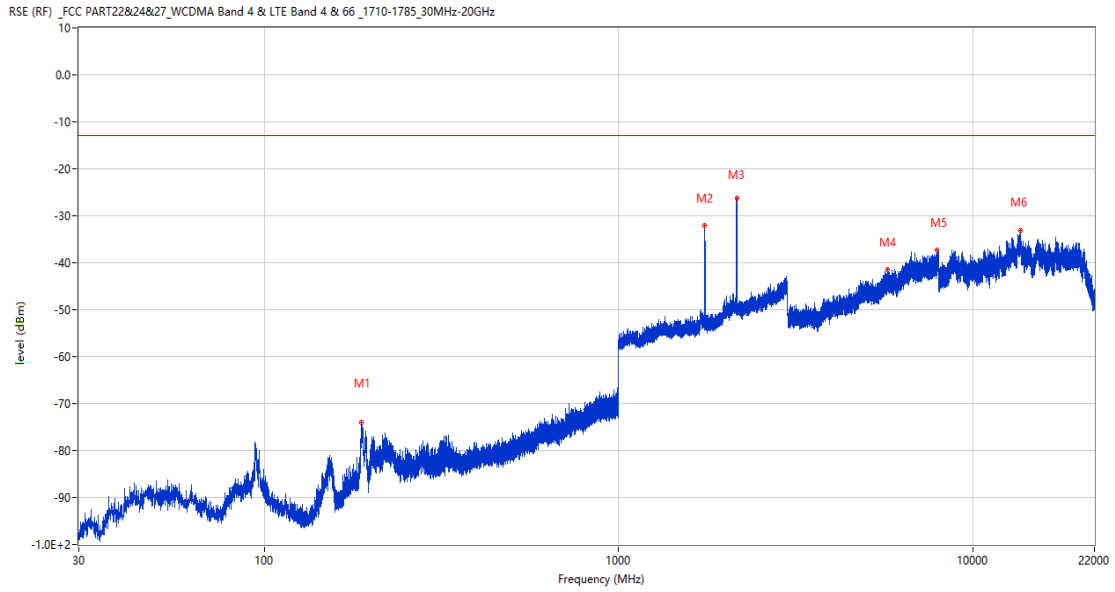
### 6.3 WCDMA Band 4 High Channel

#### RSE-H&H WCDMA Band 4 CH1513



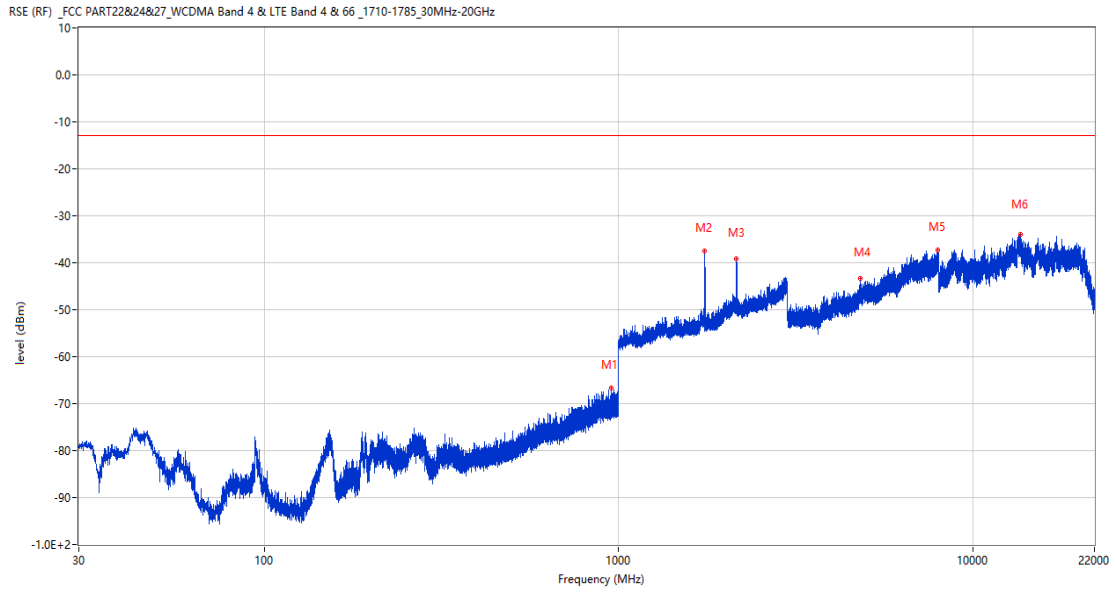
Frequency (MHz)	Result (dBm)	Factor (dB)	PK Limit (dBm)	Over Limit (dB)	Table (o)	ANT	EUT	Verdict
187.625	-72.17	-17.03	-13.0	-59.17	28.00	Horizontal	Horizontal	Pass
1752.300	-33.63	2.25	-13.0	-20.63	82.00	Horizontal	Horizontal	N/A
2153.500	-25.79	4.89	-13.0	-12.79	276.00	Horizontal	Horizontal	N/A
4908.750	-42.99	12.78	-13.0	-29.99	225.00	Horizontal	Horizontal	Pass
7785.750	-36.86	18.19	-13.0	-23.86	0.00	Horizontal	Horizontal	Pass
13391.487	-33.84	24.80	-13.0	-20.84	60.00	Horizontal	Horizontal	Pass

RSE-H&V WCDMA Band 4 CH1513



Frequency (MHz)	Result (dBm)	Factor (dB)	PK Limit (dBm)	Over Limit (dB)	Table (o)	ANT	EUT	Verdict
187.722	-74.04	-17.02	-13.0	-61.04	7.00	Horizontal	Vertical	Pass
1751.900	-32.18	2.26	-13.0	-19.18	214.00	Horizontal	Vertical	N/A
2153.400	-26.21	4.90	-13.0	-13.21	268.00	Horizontal	Vertical	N/A
5751.250	-41.38	14.13	-13.0	-28.38	134.00	Horizontal	Vertical	Pass
7925.250	-37.36	18.41	-13.0	-24.36	0.00	Horizontal	Vertical	Pass
13603.775	-33.17	24.87	-13.0	-20.17	299.00	Horizontal	Vertical	Pass

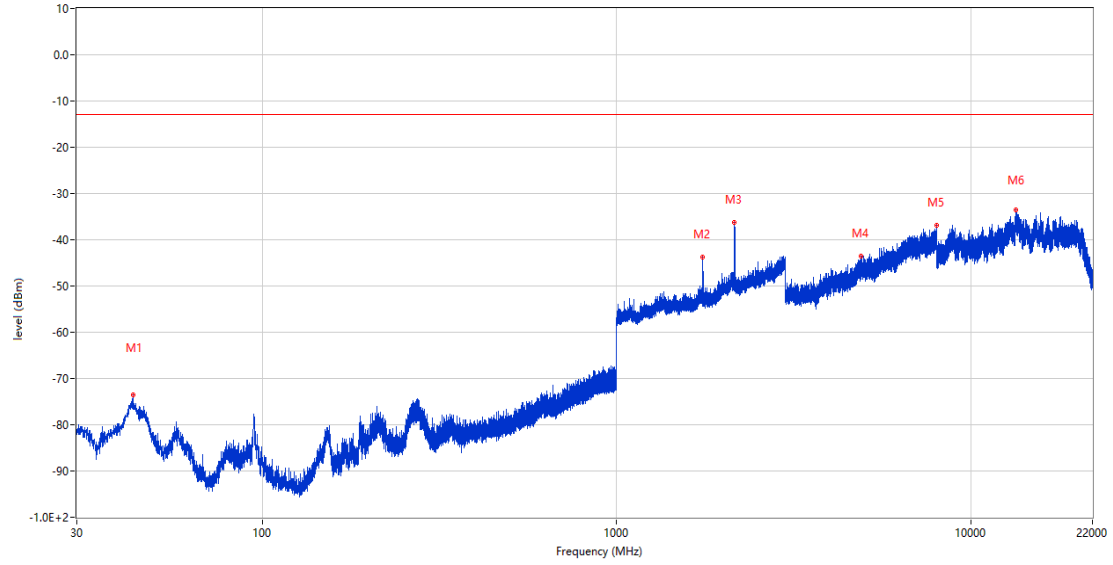
RSE-V&V WCDMA Band 4 CH1513



Frequency (MHz)	Result (dBm)	Factor (dB)	PK Limit (dBm)	Over Limit (dB)	Table (o)	ANT	EUT	Verdict
953.343	-66.58	2.82	-13.0	-53.58	341.00	Vertical	Vertical	Pass
1752.100	-37.50	2.25	-13.0	-24.50	301.00	Vertical	Vertical	N/A
2152.100	-39.19	5.01	-13.0	-26.19	147.00	Vertical	Vertical	N/A
4816.000	-43.31	12.91	-13.0	-30.31	81.00	Vertical	Vertical	Pass
7937.250	-37.34	18.96	-13.0	-24.34	81.00	Vertical	Vertical	Pass
13585.738	-33.98	24.97	-13.0	-20.98	16.00	Vertical	Vertical	Pass

RSE-V&H WCDMA Band 4 CH1513

RSE (RF) \_FCC PART22&24&27\_WCDMA Band 4 & LTE Band 4 & 66\_1710-1785\_30MHz-20GHz

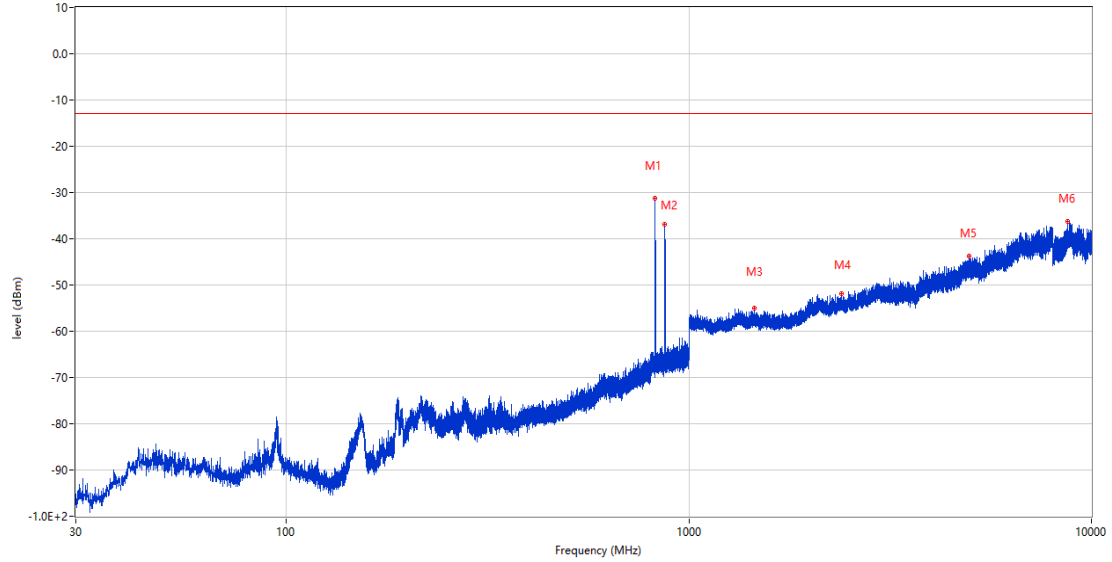


Frequency (MHz)	Result (dBm)	Factor (dB)	PK Limit (dBm)	Over Limit (dB)	Table (o)	ANT	EUT	Verdict
43.144	-73.64	-16.60	-13.0	-60.64	9.00	Vertical	Horizontal	Pass
1752.200	-43.80	2.25	-13.0	-30.80	65.00	Vertical	Horizontal	N/A
2152.500	-36.30	4.97	-13.0	-23.30	164.00	Vertical	Horizontal	N/A
4903.750	-43.59	12.52	-13.0	-30.59	96.00	Vertical	Horizontal	Pass
7999.000	-36.92	18.94	-13.0	-23.92	54.00	Vertical	Horizontal	Pass
13363.738	-33.45	24.63	-13.0	-20.45	56.00	Vertical	Horizontal	Pass

7 WCDMA Band 5  
7.1 WCDMA Band 5 Low Channel

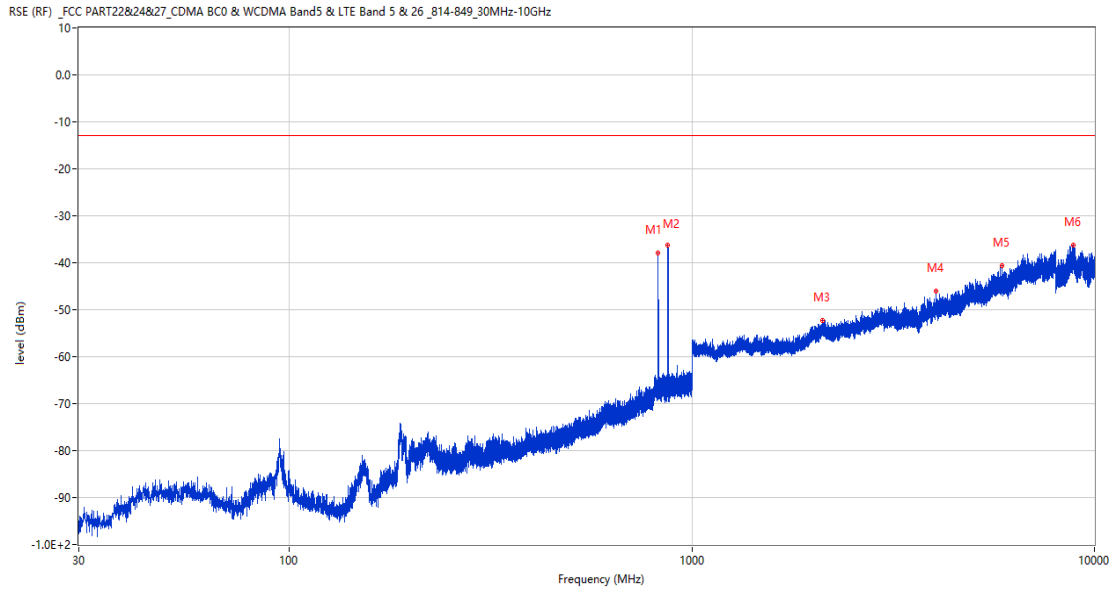
RSE-H&H WCDMA Band 5 CH4132

RSE (RF) FCC PART22&24&27\_CDMA BC0 & WCDMA Band5 & LTE Band 5 & 26\_014-849\_30MHz-10GHz



Frequency (MHz)	Result (dBm)	Factor (dB)	PK Limit (dBm)	Over Limit (dB)	Table (o)	ANT	EUT	Verdict
824.575	-31.26	6.91	-13.0	-18.26	107.00	Horizontal	Horizontal	N/A
872.445	-36.90	6.42	-13.0	-23.90	331.00	Horizontal	Horizontal	N/A
1456.000	-55.02	-3.18	-13.0	-42.02	122.00	Horizontal	Horizontal	Pass
2389.900	-51.90	1.10	-13.0	-38.90	294.00	Horizontal	Horizontal	Pass
4966.750	-43.81	13.44	-13.0	-30.81	319.00	Horizontal	Horizontal	Pass
8736.700	-36.25	18.99	-13.0	-23.25	124.00	Horizontal	Horizontal	Pass

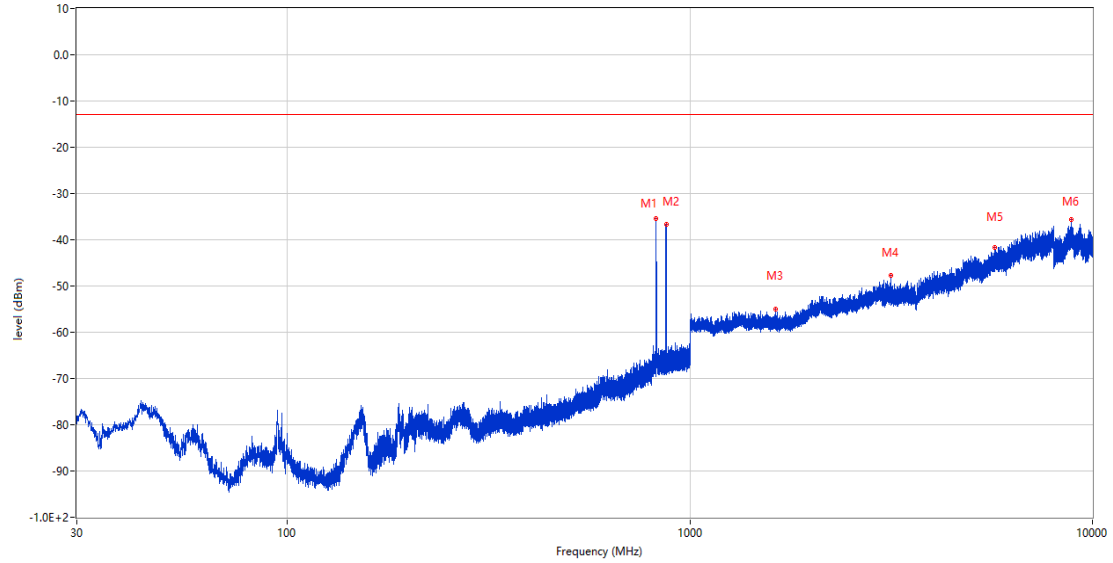
RSE-H&V WCDMA Band 5 CH4132



Frequency (MHz)	Result (dBm)	Factor (dB)	PK Limit (dBm)	Over Limit (dB)	Table (o)	ANT	EUT	Verdict
824.575	-37.93	6.91	-13.0	-24.93	194.00	Horizontal	Vertical	N/A
870.699	-36.20	6.39	-13.0	-23.20	285.00	Horizontal	Vertical	N/A
2107.800	-52.34	0.28	-13.0	-39.34	192.00	Horizontal	Vertical	Pass
4044.250	-45.97	10.42	-13.0	-32.97	154.00	Horizontal	Vertical	Pass
5884.500	-40.68	14.51	-13.0	-27.68	74.00	Horizontal	Vertical	Pass
8845.200	-36.34	20.28	-13.0	-23.34	1.00	Horizontal	Vertical	Pass

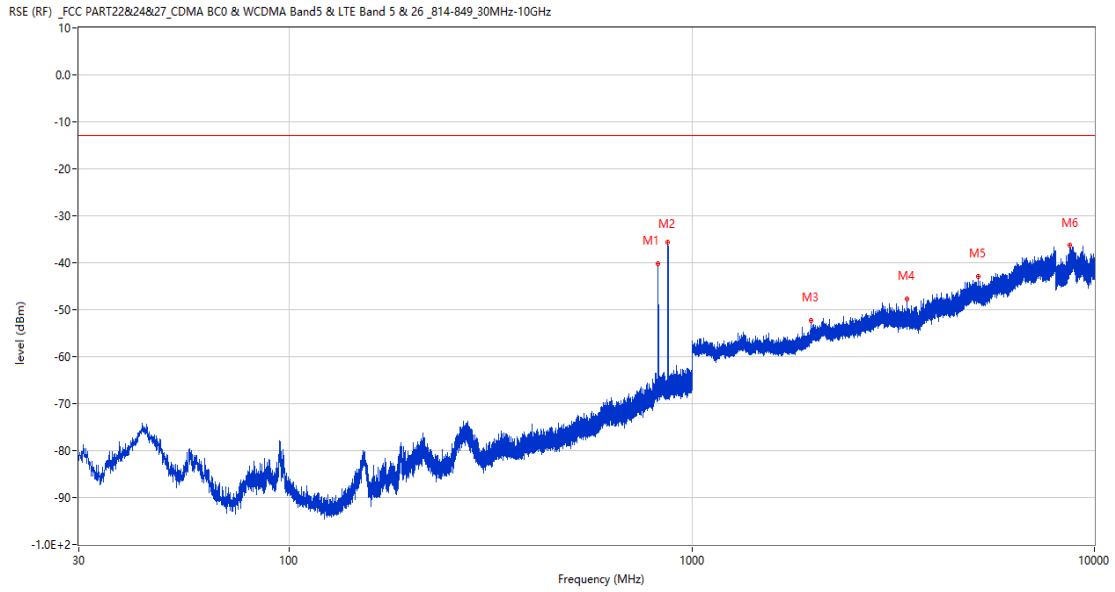
RSE-V&V WCDMA Band 5 CH4132

RSE (RF) \_FCC PART22&24&27\_CDMA BC0 & WCDMA Band5 & LTE Band 5 & 26\_814-849\_30MHz-10GHz



Frequency (MHz)	Result (dBm)	Factor (dB)	PK Limit (dBm)	Over Limit (dB)	Table (o)	ANT	EUT	Verdict
824.624	-35.41	6.91	-13.0	-22.41	297.00	Vertical	Vertical	N/A
872.881	-36.75	6.43	-13.0	-23.75	125.00	Vertical	Vertical	N/A
1629.900	-54.90	-3.84	-13.0	-41.90	236.00	Vertical	Vertical	Pass
3156.500	-47.63	6.02	-13.0	-34.63	41.00	Vertical	Vertical	Pass
5729.750	-41.68	13.87	-13.0	-28.68	360.00	Vertical	Vertical	Pass
8856.401	-35.73	20.28	-13.0	-22.73	344.00	Vertical	Vertical	Pass

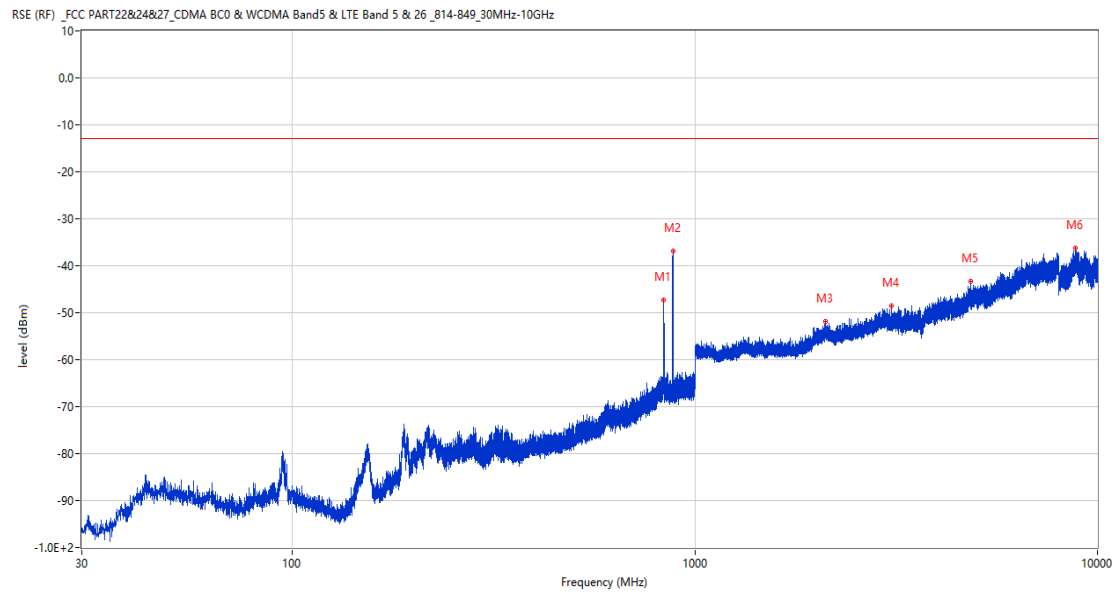
RSE-V&H WCDMA Band 5 CH4132



Frequency (MHz)	Result (dBm)	Factor (dB)	PK Limit (dBm)	Over Limit (dB)	Table (o)	ANT	EUT	Verdict
824.575	-40.27	6.91	-13.0	-27.27	325.00	Vertical	Horizontal	N/A
869.729	-35.64	6.41	-13.0	-22.64	118.00	Vertical	Horizontal	N/A
1981.900	-52.22	-1.12	-13.0	-39.22	287.00	Vertical	Horizontal	Pass
3419.500	-47.74	6.88	-13.0	-34.74	222.00	Vertical	Horizontal	Pass
5148.750	-42.96	12.22	-13.0	-29.96	0.00	Vertical	Horizontal	Pass
8695.200	-36.32	19.27	-13.0	-23.32	59.00	Vertical	Horizontal	Pass

## 7.2 WCDMA Band 5 Middle Channel

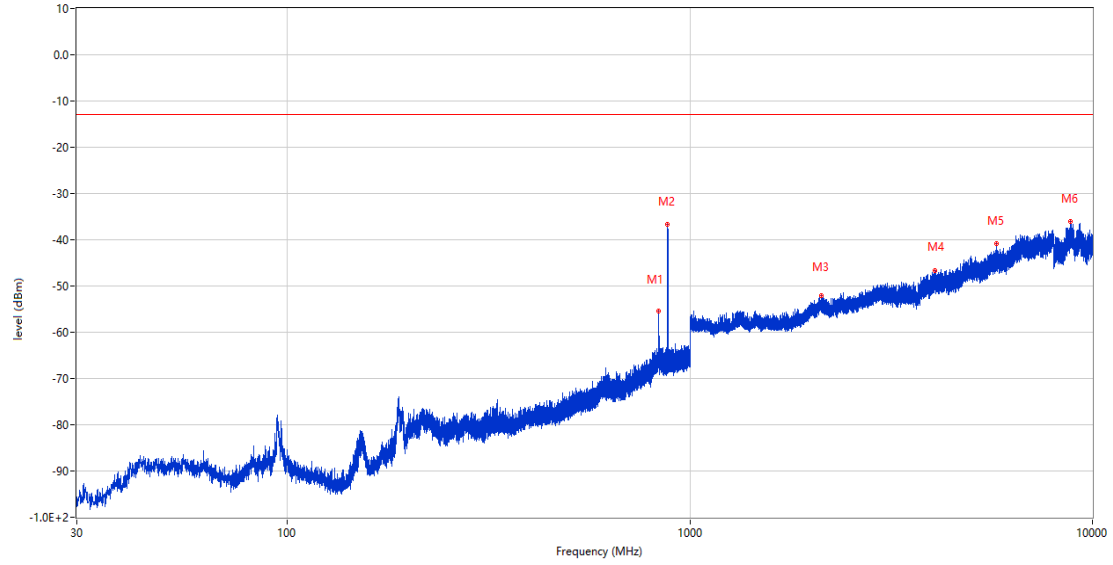
### RSE-H&H WCDMA Band 5 CH4182



Frequency (MHz)	Result (dBm)	Factor (dB)	PK Limit (dBm)	Over Limit (dB)	Table (o)	ANT	EUT	Verdict
836.652	-47.25	7.13	-13.0	-34.25	103.00	Horizontal	Horizontal	N/A
882.679	-36.84	6.83	-13.0	-23.84	222.00	Horizontal	Horizontal	N/A
2114.300	-51.93	0.14	-13.0	-38.93	34.00	Horizontal	Horizontal	Pass
3078.250	-48.50	6.64	-13.0	-35.50	3.00	Horizontal	Horizontal	Pass
4836.500	-43.35	12.45	-13.0	-30.35	3.00	Horizontal	Horizontal	Pass
8826.401	-36.33	19.97	-13.0	-23.33	16.00	Horizontal	Horizontal	Pass

RSE-H&V WCDMA Band 5 CH4182

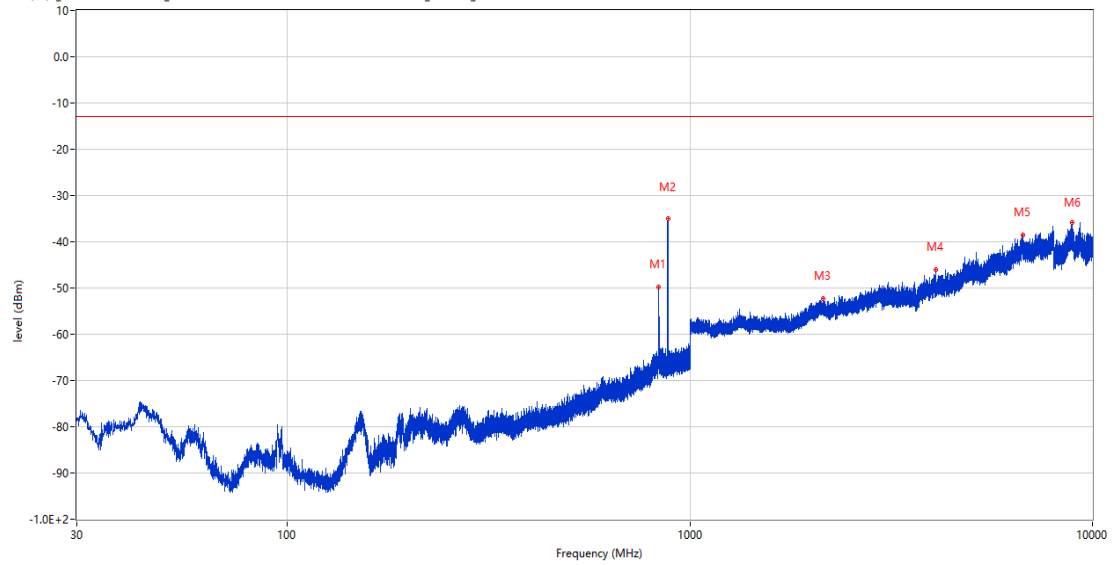
RSE (RF) \_FCC PART22&24&27\_CDMA BC0 & WCDMA Band5 & LTE Band 5 & 26\_814-849\_30MHz-10GHz



Frequency (MHz)	Result (dBm)	Factor (dB)	PK Limit (dBm)	Over Limit (dB)	Table (o)	ANT	EUT	Verdict
837.428	-55.46	7.14	-13.0	-42.46	190.00	Horizontal	Vertical	N/A
879.865	-36.65	6.58	-13.0	-23.65	36.00	Horizontal	Vertical	N/A
2126.700	-52.03	-0.30	-13.0	-39.03	136.00	Horizontal	Vertical	Pass
4059.500	-46.76	10.82	-13.0	-33.76	221.00	Horizontal	Vertical	Pass
5767.000	-40.93	14.39	-13.0	-27.93	334.00	Horizontal	Vertical	Pass
8828.500	-35.98	20.01	-13.0	-22.98	236.00	Horizontal	Vertical	Pass

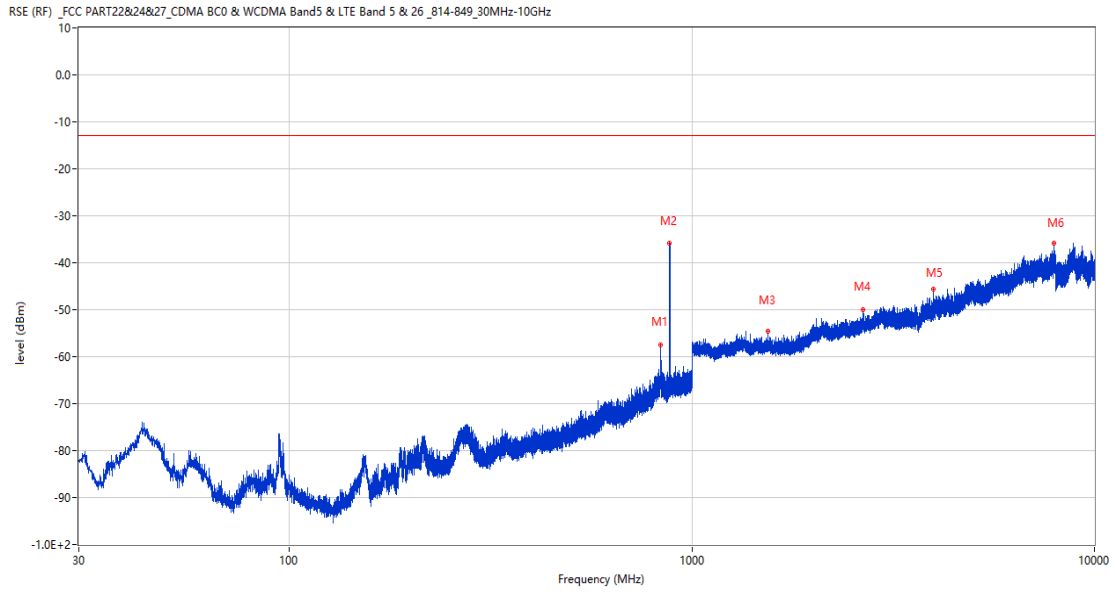
RSE-V&V WCDMA Band 5 CH4182

RSE (RF) \_FCC PART22&24&27\_CDMA BC0 & WCDMA Band5 & LTE Band 5 & 26\_814-849\_30MHz-10GHz



Frequency (MHz)	Result (dBm)	Factor (dB)	PK Limit (dBm)	Over Limit (dB)	Table (o)	ANT	EUT	Verdict
836.749	-49.81	7.13	-13.0	-36.81	296.00	Vertical	Vertical	N/A
883.115	-35.05	6.91	-13.0	-22.05	118.00	Vertical	Vertical	N/A
2148.100	-52.37	-0.09	-13.0	-39.37	223.00	Vertical	Vertical	Pass
4075.750	-46.12	10.25	-13.0	-33.12	1.00	Vertical	Vertical	Pass
6725.000	-38.64	16.54	-13.0	-25.64	0.00	Vertical	Vertical	Pass
8907.201	-35.79	19.70	-13.0	-22.79	279.00	Vertical	Vertical	Pass

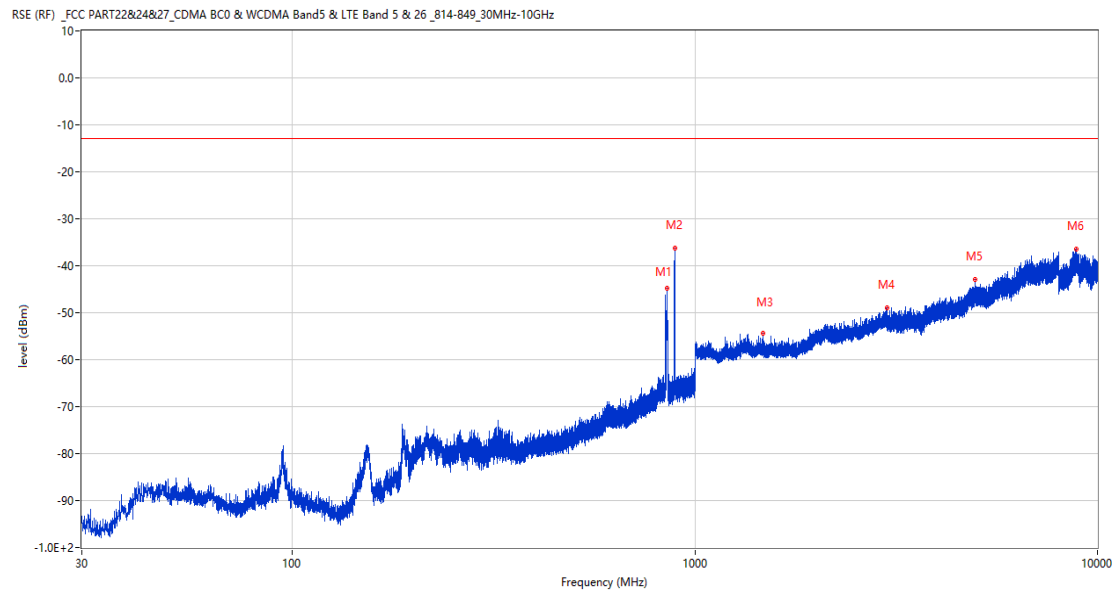
RSE-V&H WCDMA Band 5 CH4182



Frequency (MHz)	Result (dBm)	Factor (dB)	PK Limit (dBm)	Over Limit (dB)	Table (o)	ANT	EUT	Verdict
837.865	-57.56	7.15	-13.0	-44.56	160.00	Vertical	Horizontal	N/A
880.156	-35.79	6.63	-13.0	-22.79	105.00	Vertical	Horizontal	N/A
1548.100	-54.67	-3.11	-13.0	-41.67	312.00	Vertical	Horizontal	Pass
2661.300	-50.04	2.95	-13.0	-37.04	107.00	Vertical	Horizontal	Pass
3982.250	-45.70	9.46	-13.0	-32.70	334.00	Vertical	Horizontal	Pass
7930.250	-35.81	18.71	-13.0	-22.81	161.00	Vertical	Horizontal	Pass

### 7.3 WCDMA Band 5 High Channel

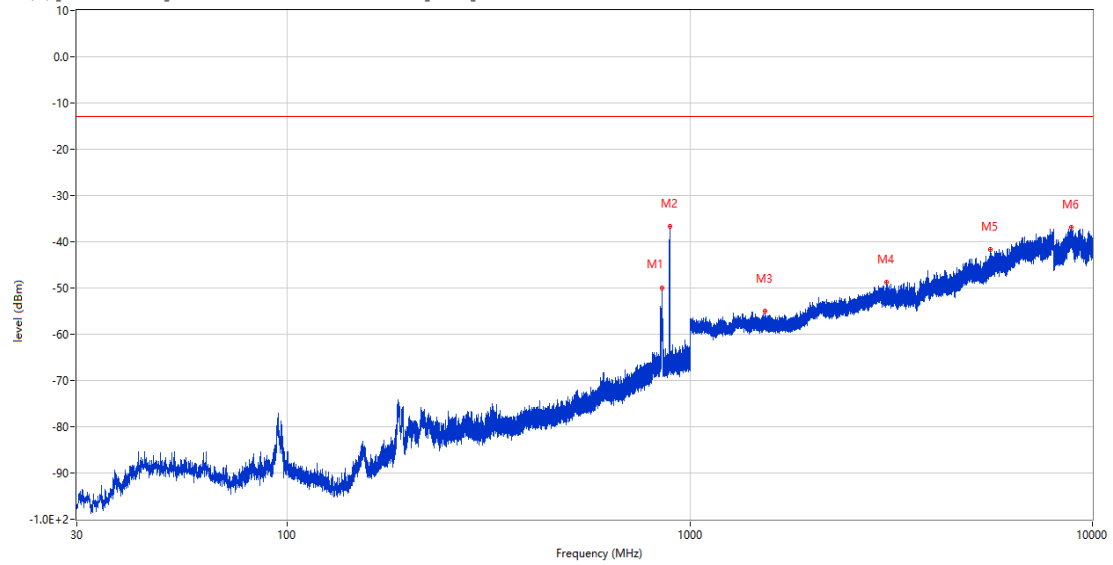
#### RSE-H&H WCDMA Band 5 CH4233



Frequency (MHz)	Result (dBm)	Factor (dB)	PK Limit (dBm)	Over Limit (dB)	Table (o)	ANT	EUT	Verdict
852.318	-44.78	7.36	-13.0	-31.78	105.00	Horizontal	Horizontal	N/A
892.524	-36.35	6.94	-13.0	-23.35	3.00	Horizontal	Horizontal	N/A
1479.100	-54.43	-3.31	-13.0	-41.43	163.00	Horizontal	Horizontal	Pass
2998.800	-48.98	4.78	-13.0	-35.98	360.00	Horizontal	Horizontal	Pass
4979.250	-42.99	13.37	-13.0	-29.99	319.00	Horizontal	Horizontal	Pass
8850.000	-36.48	20.36	-13.0	-23.48	39.00	Horizontal	Horizontal	Pass

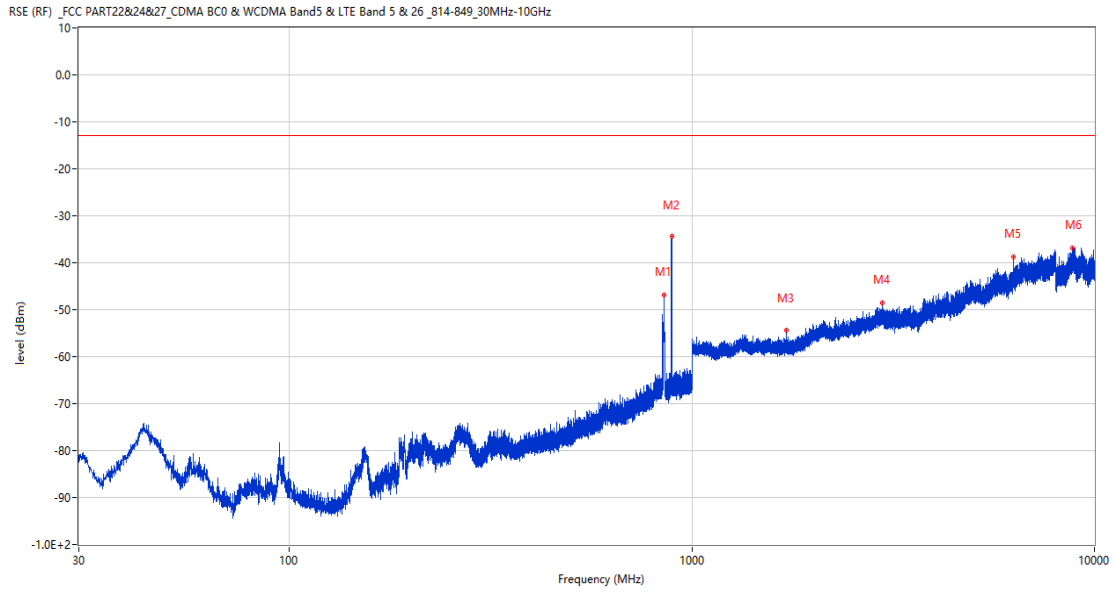
RSE-H&V WCDMA Band 5 CH4233

RSE (RF) \_FCC PART22&24&27\_CDMA BC0 & WCDMA Band5 & LTE Band 5 & 26\_814-849\_30MHz-10GHz



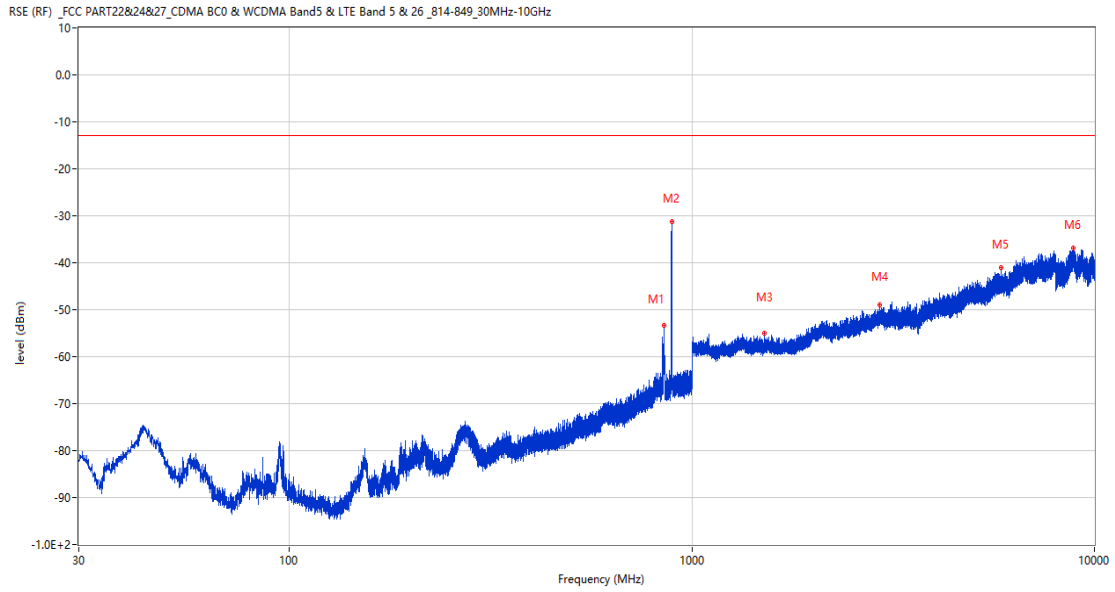
Frequency (MHz)	Result (dBm)	Factor (dB)	PK Limit (dBm)	Over Limit (dB)	Table (o)	ANT	EUT	Verdict
852.366	-50.07	7.36	-13.0	-37.07	307.00	Horizontal	Vertical	N/A
892.039	-36.64	6.95	-13.0	-23.64	0.00	Horizontal	Vertical	N/A
1538.800	-54.95	-3.18	-13.0	-41.95	143.00	Horizontal	Vertical	Pass
3075.000	-48.77	6.35	-13.0	-35.77	350.00	Horizontal	Vertical	Pass
5564.750	-41.70	12.98	-13.0	-28.70	268.00	Horizontal	Vertical	Pass
8870.901	-36.90	20.11	-13.0	-23.90	126.00	Horizontal	Vertical	Pass

RSE-V&V WCDMA Band 5 CH4233



Frequency (MHz)	Result (dBm)	Factor (dB)	PK Limit (dBm)	Over Limit (dB)	Table (o)	ANT	EUT	Verdict
852.318	-46.87	7.36	-13.0	-33.87	301.00	Vertical	Vertical	N/A
892.864	-34.39	6.93	-13.0	-21.39	81.00	Vertical	Vertical	N/A
1717.700	-54.38	-3.52	-13.0	-41.38	9.00	Vertical	Vertical	Pass
2965.400	-48.53	4.63	-13.0	-35.53	167.00	Vertical	Vertical	Pass
6298.000	-38.79	15.82	-13.0	-25.79	111.00	Vertical	Vertical	Pass
8824.700	-36.94	19.95	-13.0	-23.94	360.00	Vertical	Vertical	Pass

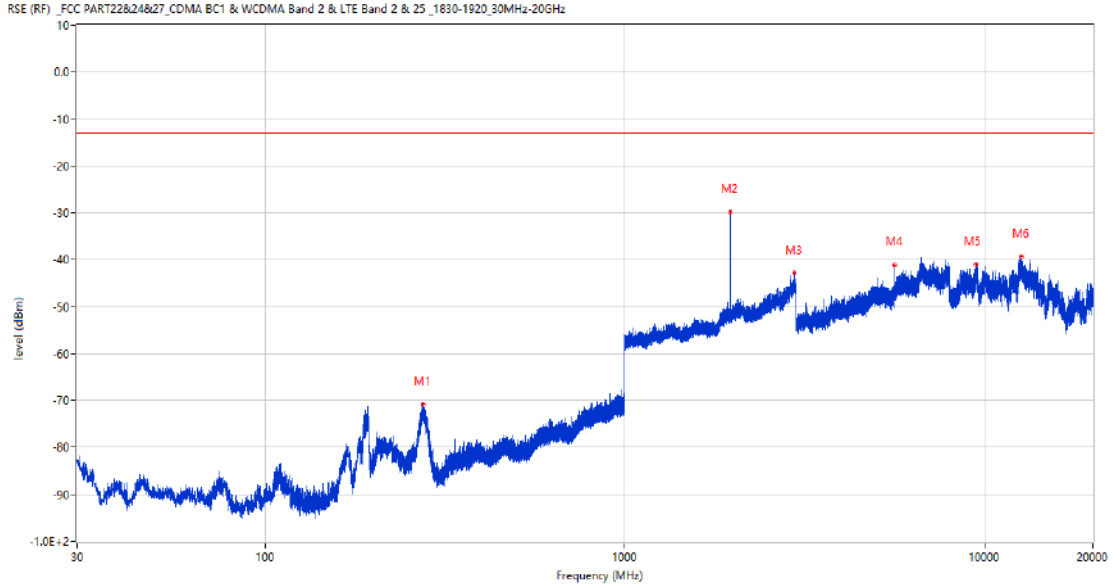
RSE-V&H WCDMA Band 5 CH4233



Frequency (MHz)	Result (dBm)	Factor (dB)	PK Limit (dBm)	Over Limit (dB)	Table (o)	ANT	EUT	Verdict
852.075	-53.35	7.36	-13.0	-40.35	58.00	Vertical	Horizontal	N/A
891.700	-31.16	6.96	-13.0	-18.16	118.00	Vertical	Horizontal	N/A
1511.700	-54.95	-3.51	-13.0	-41.95	149.00	Vertical	Horizontal	Pass
2928.600	-48.92	4.23	-13.0	-35.92	173.00	Vertical	Horizontal	Pass
5872.250	-41.06	14.66	-13.0	-28.06	271.00	Vertical	Horizontal	Pass
8865.000	-36.84	20.18	-13.0	-23.84	298.00	Vertical	Horizontal	Pass

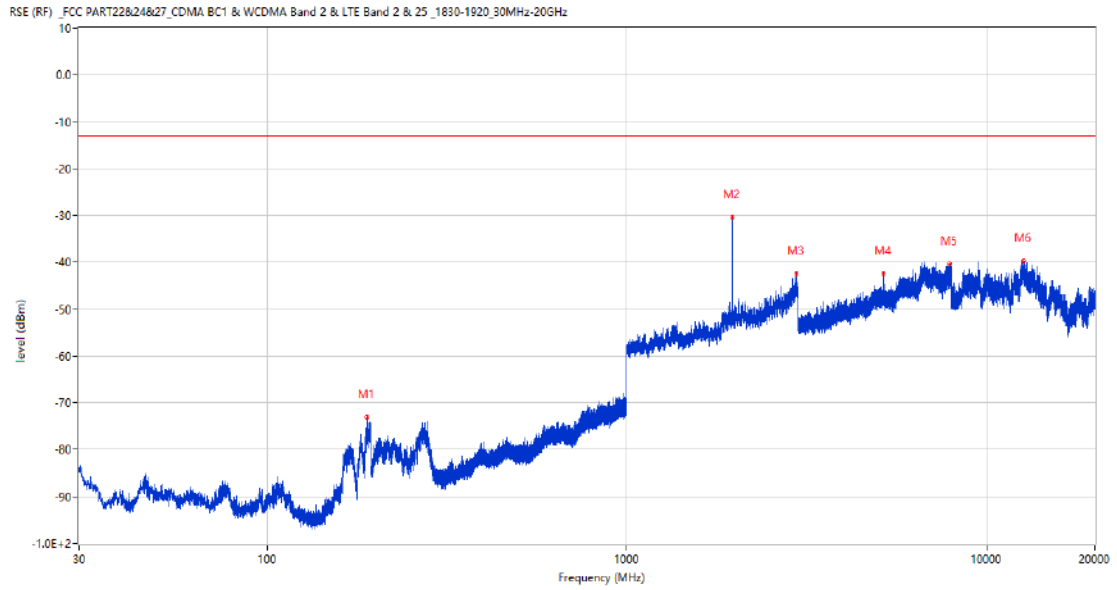
LTE  
 8 LTE Band 2  
 8.1 LTE Band 2 BW1.4, Middle Channel

RSE-H&H LTE Band 2 BW1.4 CH18900



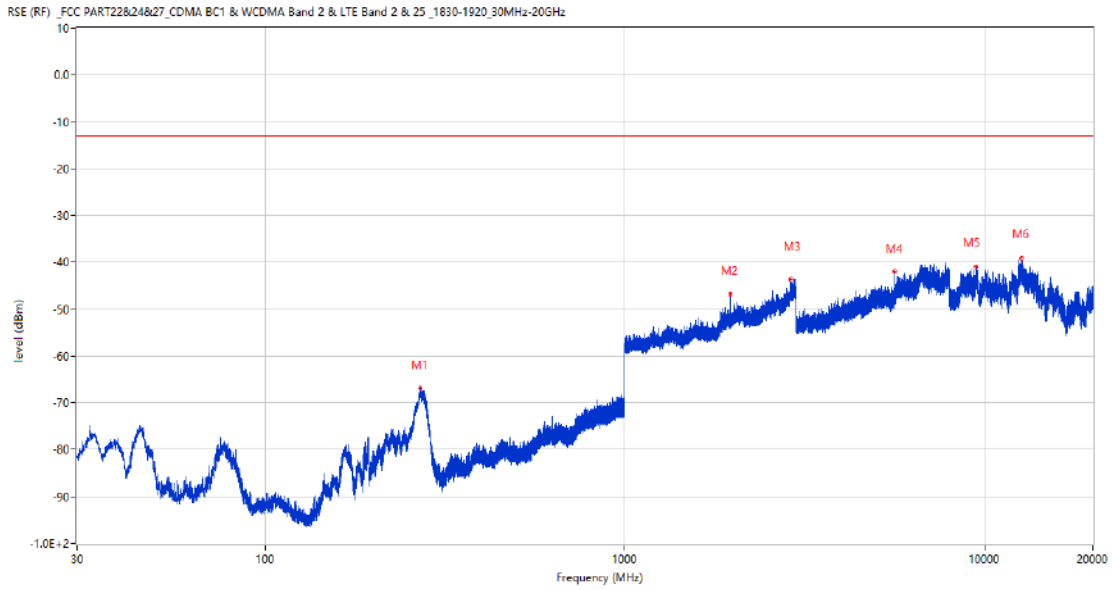
Frequency (MHz)	Result (dBm)	Factor (dB)	PK Limit (dBm)	Over Limit (dB)	Table (o)	ANT	EUT	Verdict
274.682	-70.86	-14.01	-13.0	-57.86	286.00	Horizontal	Horizontal	Pass
1960.300	-29.74	2.80	-13.0	-16.74	73.00	Horizontal	Horizontal	N/A
2962.300	-42.79	11.72	-13.0	-29.79	263.00	Horizontal	Horizontal	Pass
5639.250	-41.17	11.40	-13.0	-28.17	307.00	Horizontal	Horizontal	Pass
9476.537	-40.93	13.39	-13.0	-27.93	167.00	Horizontal	Horizontal	Pass
12699.650	-39.28	16.53	-13.0	-26.28	261.00	Horizontal	Horizontal	Pass

RSE-H&V LTE Band 2 BW1.4 CH18900



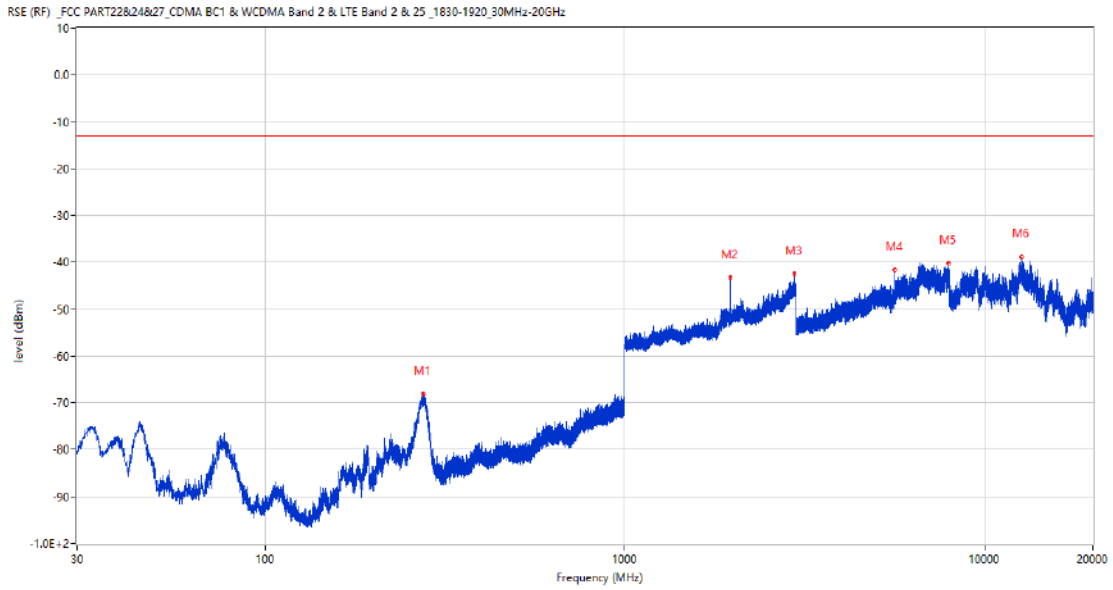
Frequency (MHz)	Result (dBm)	Factor (dB)	PK Limit (dBm)	Over Limit (dB)	Table (o)	ANT	EUT	Verdict
188.983	-73.07	-16.41	-13.0	-60.07	147.00	Horizontal	Vertical	Pass
1960.400	-30.42	2.80	-13.0	-17.42	76.00	Horizontal	Vertical	N/A
2965.500	-42.47	11.88	-13.0	-29.47	32.00	Horizontal	Vertical	Pass
5173.750	-42.46	10.74	-13.0	-29.46	360.00	Horizontal	Vertical	Pass
7872.000	-40.41	14.85	-13.0	-27.41	237.00	Horizontal	Vertical	Pass
12689.200	-39.77	16.35	-13.0	-26.77	319.00	Horizontal	Vertical	Pass

RSE-V&V LTE Band 2 BW1.4 CH18900



Frequency (MHz)	Result (dBm)	Factor (dB)	PK Limit (dBm)	Over Limit (dB)	Table (o)	ANT	EUT	Verdict
270.560	-66.80	-14.54	-13.0	-53.80	2.00	Vertical	Vertical	Pass
1960.700	-46.75	2.80	-13.0	-33.75	235.00	Vertical	Vertical	N/A
2889.900	-43.66	12.01	-13.0	-30.66	285.00	Vertical	Vertical	Pass
5639.250	-42.01	11.40	-13.0	-29.01	242.00	Vertical	Vertical	Pass
9466.800	-40.89	13.70	-13.0	-27.89	119.00	Vertical	Vertical	Pass
12703.213	-39.14	16.51	-13.0	-26.14	179.00	Vertical	Vertical	Pass

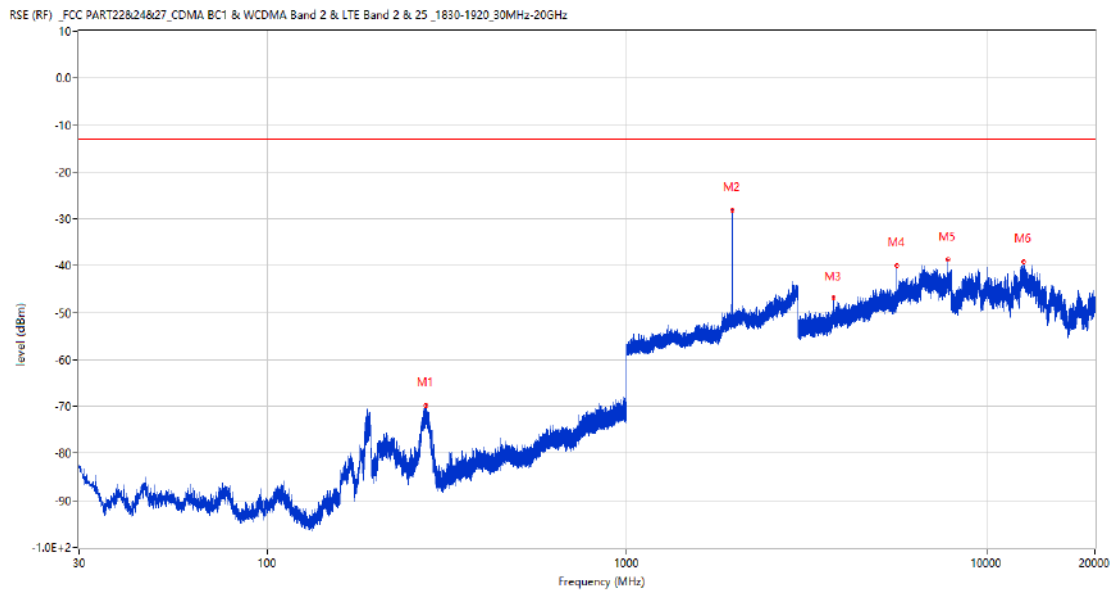
RSE-V&H LTE Band 2 BW1.4 CH18900



Frequency (MHz)	Result (dBm)	Factor (dB)	PK Limit (dBm)	Over Limit (dB)	Table (o)	ANT	EUT	Verdict
274.682	-68.08	-14.01	-13.0	-55.08	339.00	Vertical	Horizontal	Pass
1960.900	-43.30	2.80	-13.0	-30.30	195.00	Vertical	Horizontal	N/A
2963.300	-42.49	11.88	-13.0	-29.49	360.00	Vertical	Horizontal	Pass
5639.000	-41.67	11.43	-13.0	-28.67	193.00	Vertical	Horizontal	Pass
7949.500	-40.13	14.76	-13.0	-27.13	62.00	Vertical	Horizontal	Pass
12685.638	-38.97	16.29	-13.0	-25.97	69.00	Vertical	Horizontal	Pass

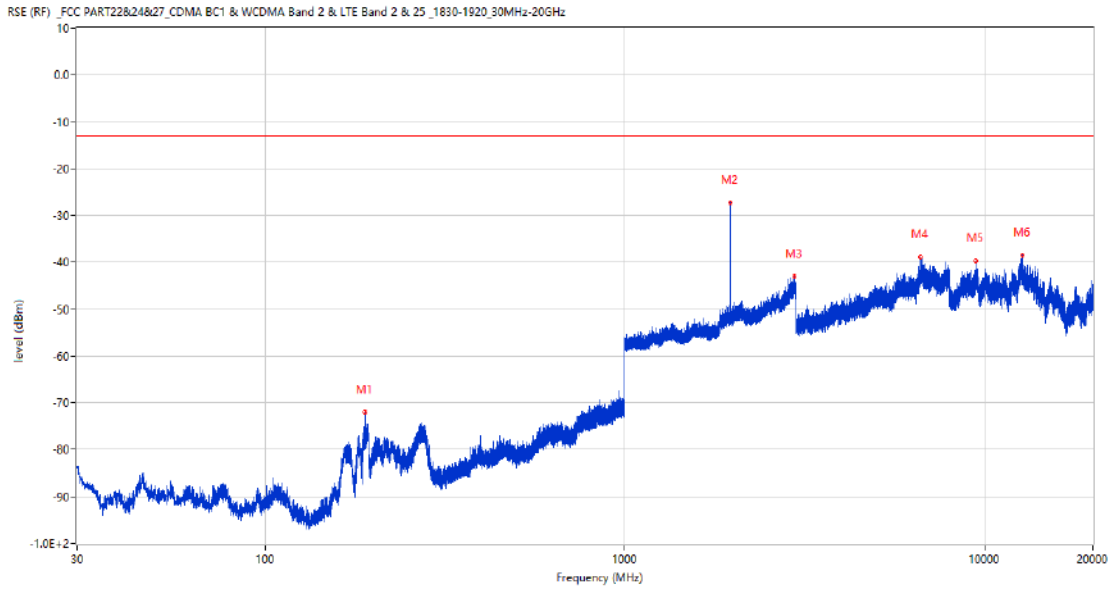
## 8.2 LTE Band 2 BW3, Middle Channel

RSE-H&H LTE Band 2 BW3 CH18900



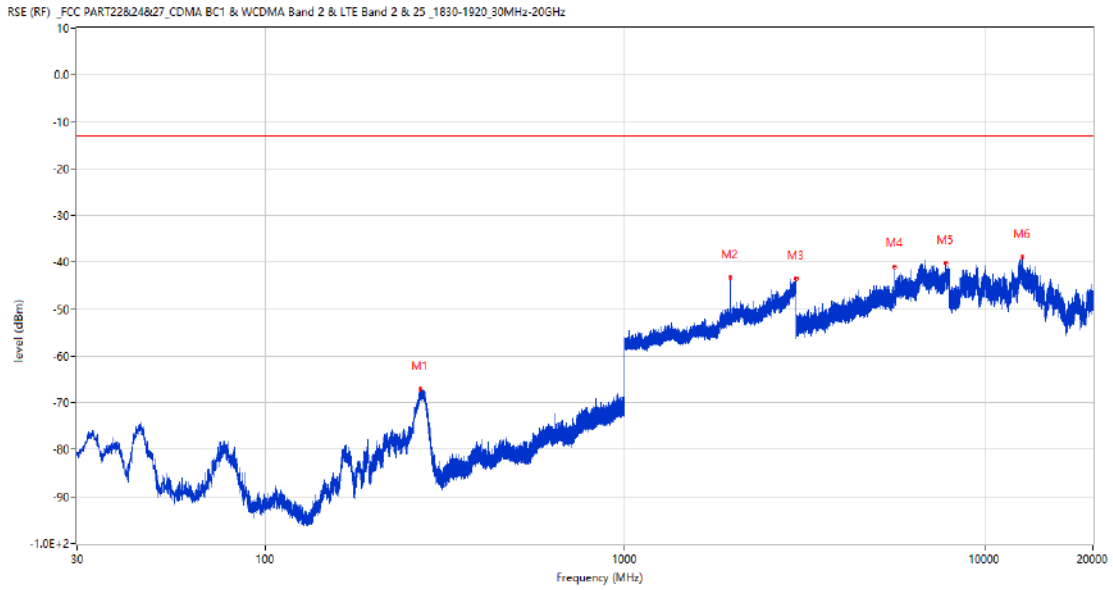
Frequency (MHz)	Result (dBm)	Factor (dB)	PK Limit (dBm)	Over Limit (dB)	Table (o)	ANT	EUT	Verdict
275.653	-69.82	-13.95	-13.0	-56.82	292.00	Horizontal	Horizontal	Pass
1961.500	-28.19	2.98	-13.0	-15.19	106.00	Horizontal	Horizontal	N/A
3758.250	-46.82	8.55	-13.0	-33.82	197.00	Horizontal	Horizontal	Pass
5636.750	-39.86	11.51	-13.0	-26.86	322.00	Horizontal	Horizontal	Pass
7822.500	-38.69	16.08	-13.0	-25.69	1.00	Horizontal	Horizontal	Pass
12676.375	-39.03	16.13	-13.0	-26.03	79.00	Horizontal	Horizontal	Pass

RSE-H&V LTE Band 2 BW3 CH18900



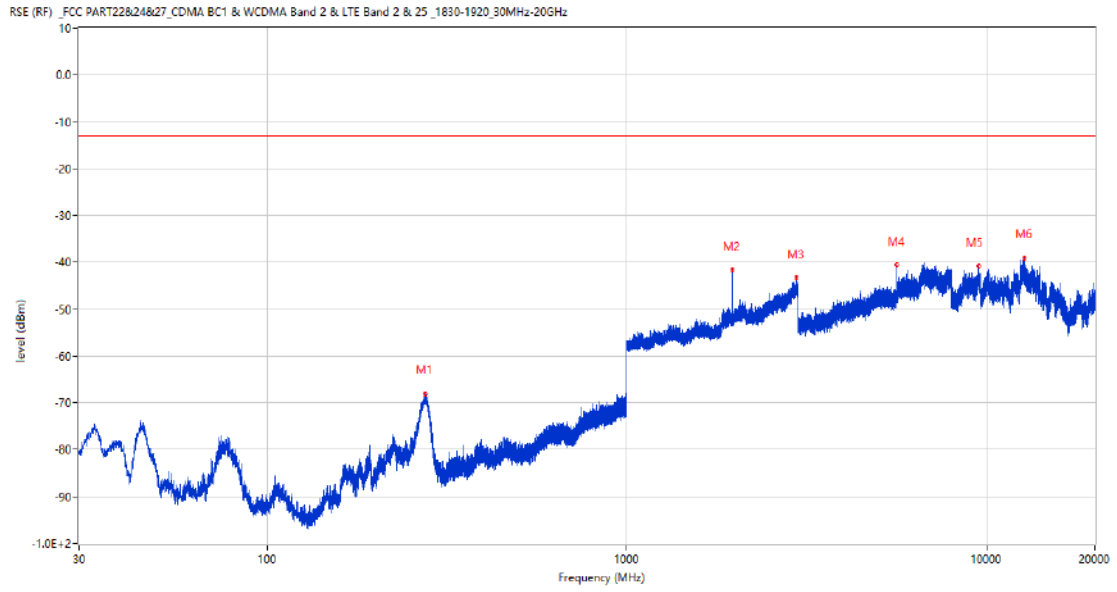
Frequency (MHz)	Result (dBm)	Factor (dB)	PK Limit (dBm)	Over Limit (dB)	Table (o)	ANT	EUT	Verdict
189.468	-72.03	-16.34	-13.0	-59.03	176.00	Horizontal	Vertical	Pass
1960.200	-27.27	2.80	-13.0	-14.27	266.00	Horizontal	Vertical	N/A
2963.300	-43.09	11.88	-13.0	-30.09	100.00	Horizontal	Vertical	Pass
6639.250	-38.98	15.07	-13.0	-25.98	352.00	Horizontal	Vertical	Pass
9445.662	-39.64	14.15	-13.0	-26.64	75.00	Horizontal	Vertical	Pass
12709.862	-38.43	16.43	-13.0	-25.43	310.00	Horizontal	Vertical	Pass

RSE-V&V LTE Band 2 BW3 CH18900



Frequency (MHz)	Result (dBm)	Factor (dB)	PK Limit (dBm)	Over Limit (dB)	Table (o)	ANT	EUT	Verdict
269.687	-67.02	-14.66	-13.0	-54.02	4.00	Vertical	Vertical	Pass
1960.100	-43.19	2.79	-13.0	-30.19	132.00	Vertical	Vertical	N/A
2998.700	-43.53	10.34	-13.0	-30.53	157.00	Vertical	Vertical	Pass
5636.750	-40.92	11.51	-13.0	-27.92	294.00	Vertical	Vertical	Pass
7785.000	-40.20	15.49	-13.0	-27.20	112.00	Vertical	Vertical	Pass
12707.013	-38.96	16.46	-13.0	-25.96	34.00	Vertical	Vertical	Pass

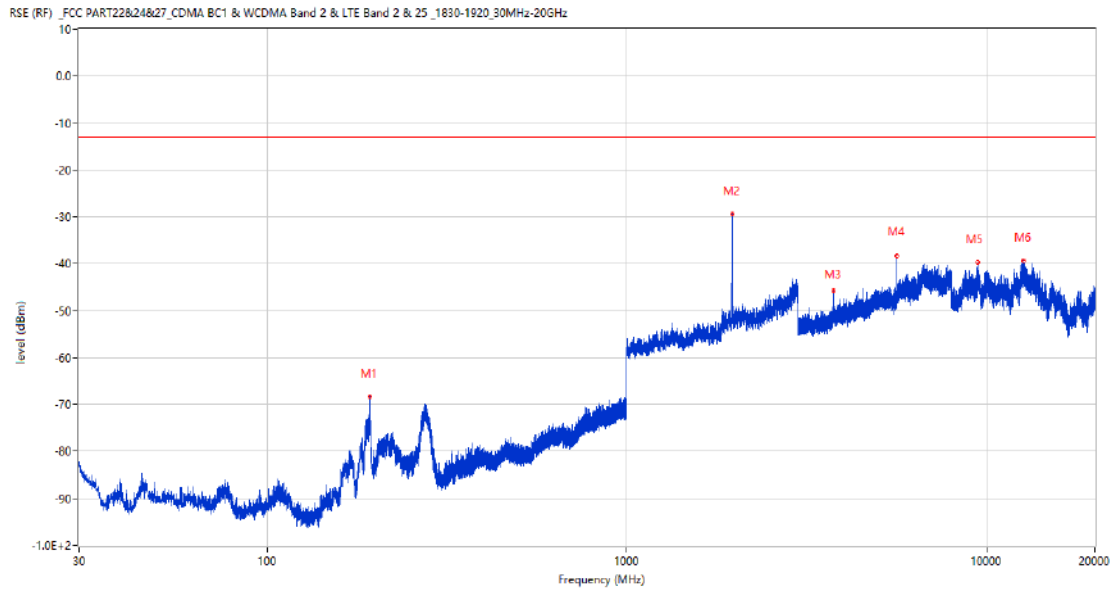
RSE-V&H LTE Band 2 BW3 CH18900



Frequency (MHz)	Result (dBm)	Factor (dB)	PK Limit (dBm)	Over Limit (dB)	Table (o)	ANT	EUT	Verdict
275.410	-68.00	-13.98	-13.0	-55.00	332.00	Vertical	Horizontal	Pass
1959.900	-41.64	2.78	-13.0	-28.64	135.00	Vertical	Horizontal	N/A
2966.600	-43.23	11.96	-13.0	-30.23	10.00	Vertical	Horizontal	Pass
5636.500	-40.51	11.50	-13.0	-27.51	307.00	Vertical	Horizontal	Pass
9483.662	-40.83	13.17	-13.0	-27.83	0.00	Vertical	Horizontal	Pass
12714.375	-39.11	16.38	-13.0	-26.11	360.00	Vertical	Horizontal	Pass

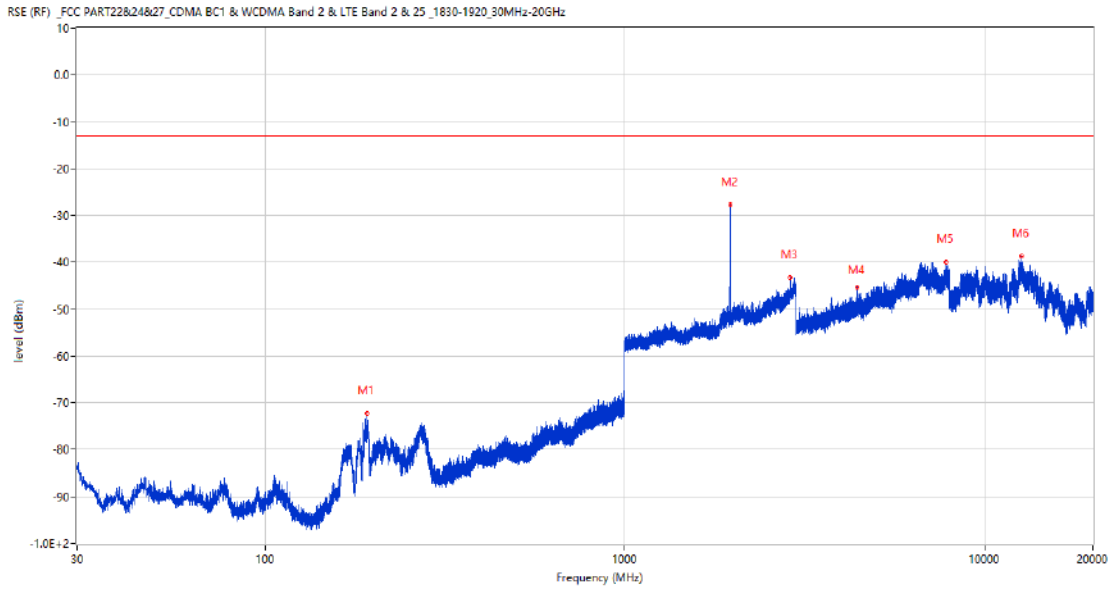
### 8.3 LTE Band 2 BW5, Middle Channel

RSE-H&H LTE Band 2 BW5 CH18900



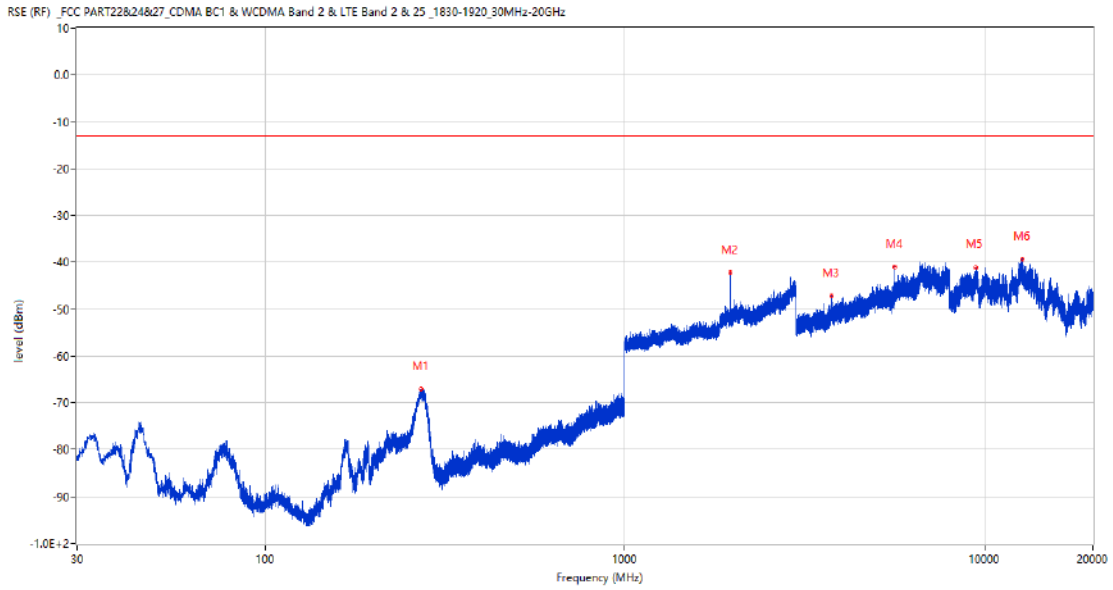
Frequency (MHz)	Result (dBm)	Factor (dB)	PK Limit (dBm)	Over Limit (dB)	Table (o)	ANT	EUT	Verdict
192.378	-68.37	-16.10	-13.0	-55.37	316.00	Horizontal	Horizontal	Pass
1959.100	-29.40	2.75	-13.0	-16.40	73.00	Horizontal	Horizontal	N/A
3756.500	-45.64	8.42	-13.0	-32.64	1.00	Horizontal	Horizontal	Pass
5634.000	-38.34	11.57	-13.0	-25.34	295.00	Horizontal	Horizontal	Pass
9455.400	-39.71	14.05	-13.0	-26.71	238.00	Horizontal	Horizontal	Pass
12663.550	-39.21	15.91	-13.0	-26.21	42.00	Horizontal	Horizontal	Pass

RSE-H&V LTE Band 2 BW5 CH18900



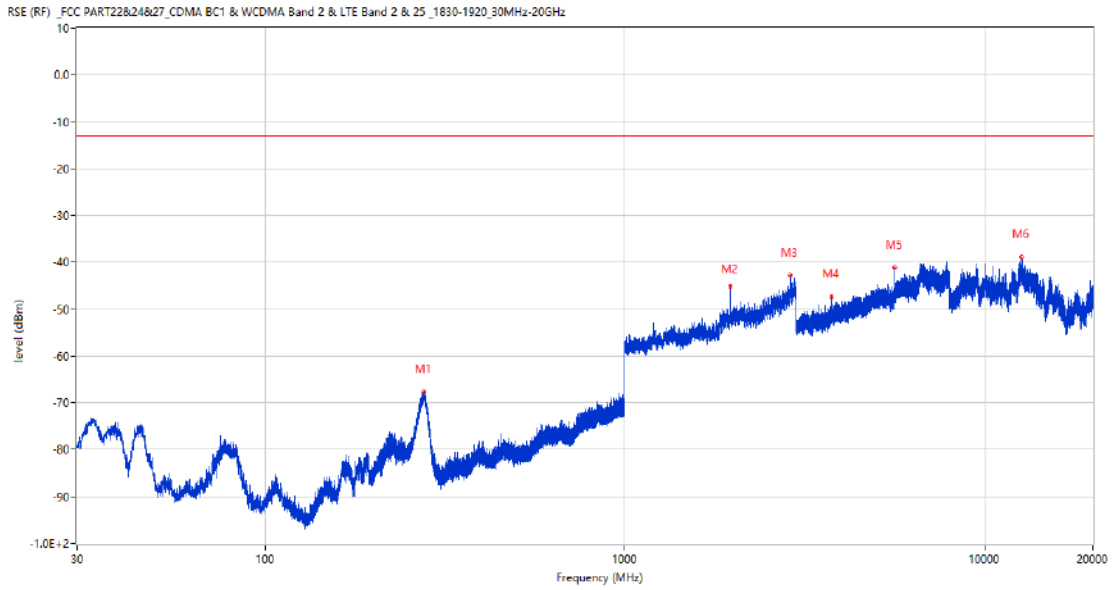
Frequency (MHz)	Result (dBm)	Factor (dB)	PK Limit (dBm)	Over Limit (dB)	Table (o)	ANT	EUT	Verdict
191.893	-72.22	-16.20	-13.0	-59.22	160.00	Horizontal	Vertical	Pass
1960.800	-27.74	2.80	-13.0	-14.74	255.00	Horizontal	Vertical	N/A
2882.100	-43.25	10.64	-13.0	-30.25	11.00	Horizontal	Vertical	Pass
4418.750	-45.37	9.56	-13.0	-32.37	335.00	Horizontal	Vertical	Pass
7811.250	-39.83	16.33	-13.0	-26.83	132.00	Horizontal	Vertical	Pass
12700.599	-38.65	16.53	-13.0	-25.65	253.00	Horizontal	Vertical	Pass

RSE-V&V LTE Band 2 BW5 CH18900



Frequency (MHz)	Result (dBm)	Factor (dB)	PK Limit (dBm)	Over Limit (dB)	Table (o)	ANT	EUT	Verdict
270.851	-67.05	-14.56	-13.0	-54.05	328.00	Vertical	Vertical	Pass
1960.200	-42.25	2.80	-13.0	-29.25	135.00	Vertical	Vertical	N/A
3754.250	-47.12	8.21	-13.0	-34.12	78.00	Vertical	Vertical	Pass
5634.000	-40.97	11.57	-13.0	-27.97	286.00	Vertical	Vertical	Pass
9441.388	-41.15	14.09	-13.0	-28.15	58.00	Vertical	Vertical	Pass
12709.625	-39.40	16.44	-13.0	-26.40	27.00	Vertical	Vertical	Pass

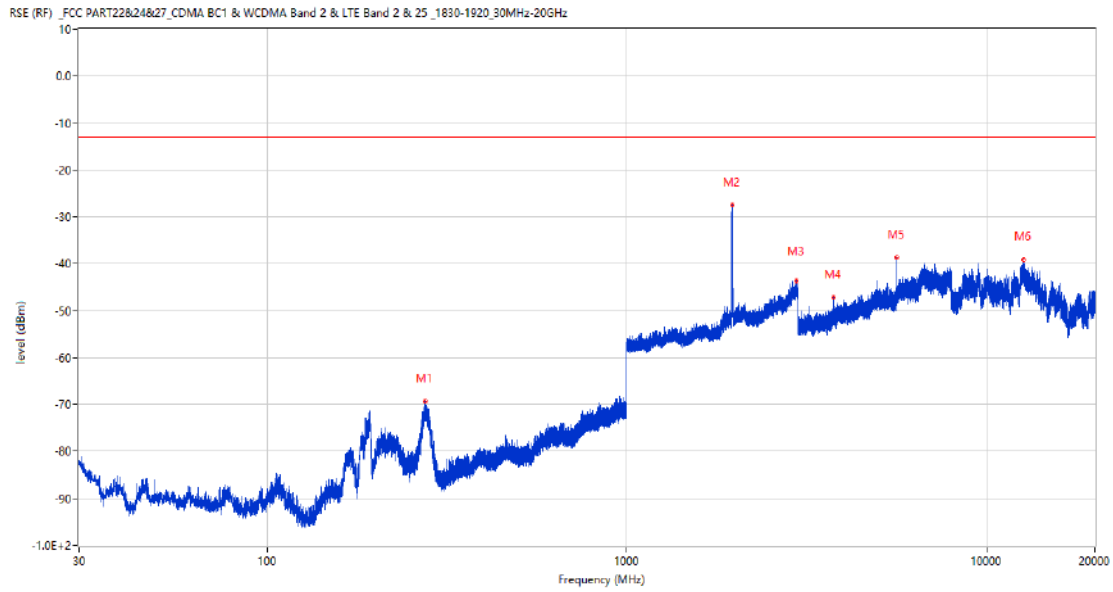
RSE-V&H LTE Band 2 BW5 CH18900



Frequency (MHz)	Result (dBm)	Factor (dB)	PK Limit (dBm)	Over Limit (dB)	Table (o)	ANT	EUT	Verdict
275.458	-67.62	-13.98	-13.0	-54.62	21.00	Vertical	Horizontal	Pass
1961.300	-45.04	2.91	-13.0	-32.04	194.00	Vertical	Horizontal	N/A
2887.100	-42.83	11.60	-13.0	-29.83	14.00	Vertical	Horizontal	Pass
3754.750	-47.47	8.27	-13.0	-34.47	187.00	Vertical	Horizontal	Pass
5633.500	-41.15	11.54	-13.0	-28.15	299.00	Vertical	Horizontal	Pass
12653.100	-38.95	15.72	-13.0	-25.95	151.00	Vertical	Horizontal	Pass

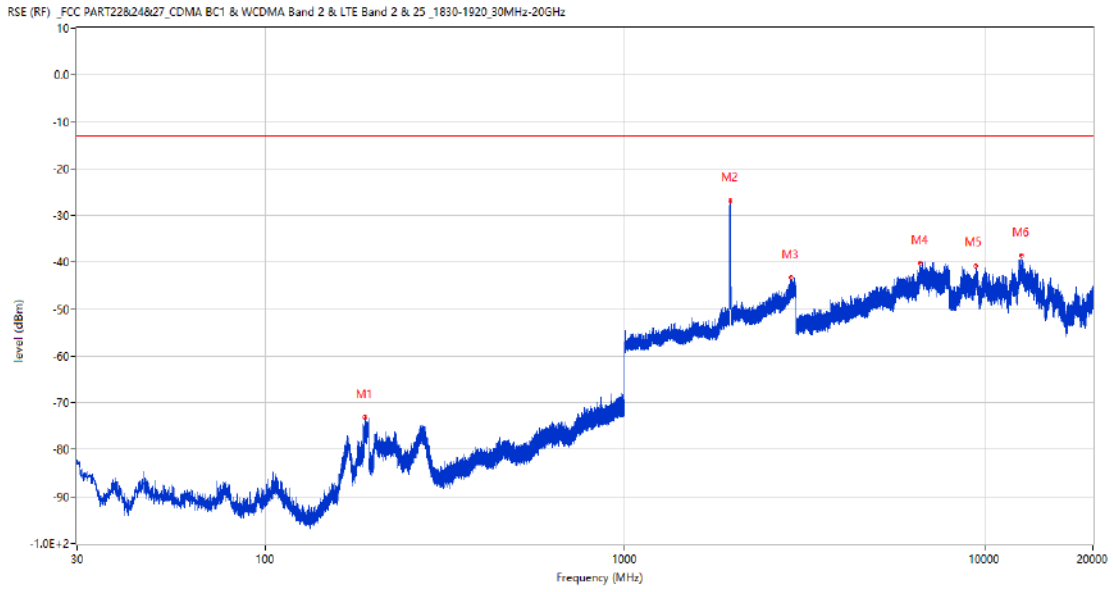
### 8.4 LTE Band 2 BW10, Middle Channel

RSE-H&H LTE Band 2 BW10 CH18900



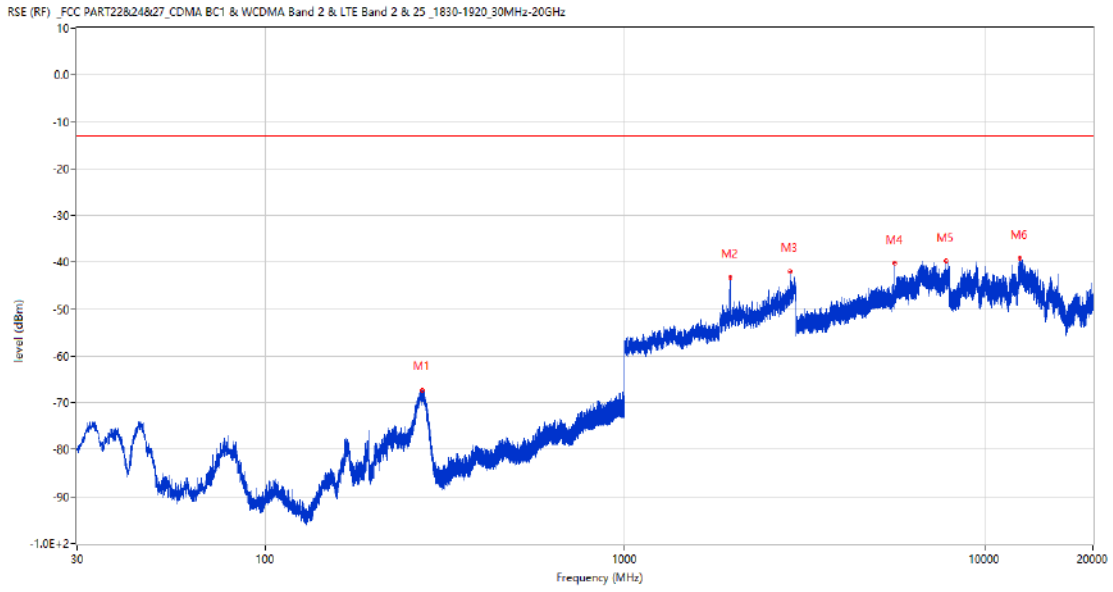
Frequency (MHz)	Result (dBm)	Factor (dB)	PK Limit (dBm)	Over Limit (dB)	Table (o)	ANT	EUT	Verdict
274.682	-69.38	-14.01	-13.0	-56.38	293.00	Horizontal	Horizontal	Pass
1961.800	-27.54	3.09	-13.0	-14.54	120.00	Horizontal	Horizontal	N/A
2964.500	-43.58	11.83	-13.0	-30.58	0.00	Horizontal	Horizontal	Pass
3751.500	-47.11	8.02	-13.0	-34.11	8.00	Horizontal	Horizontal	Pass
5627.500	-38.77	11.40	-13.0	-25.77	259.00	Horizontal	Horizontal	Pass
12683.025	-39.16	16.24	-13.0	-26.16	318.00	Horizontal	Horizontal	Pass

RSE-H&V LTE Band 2 BW10 CH18900



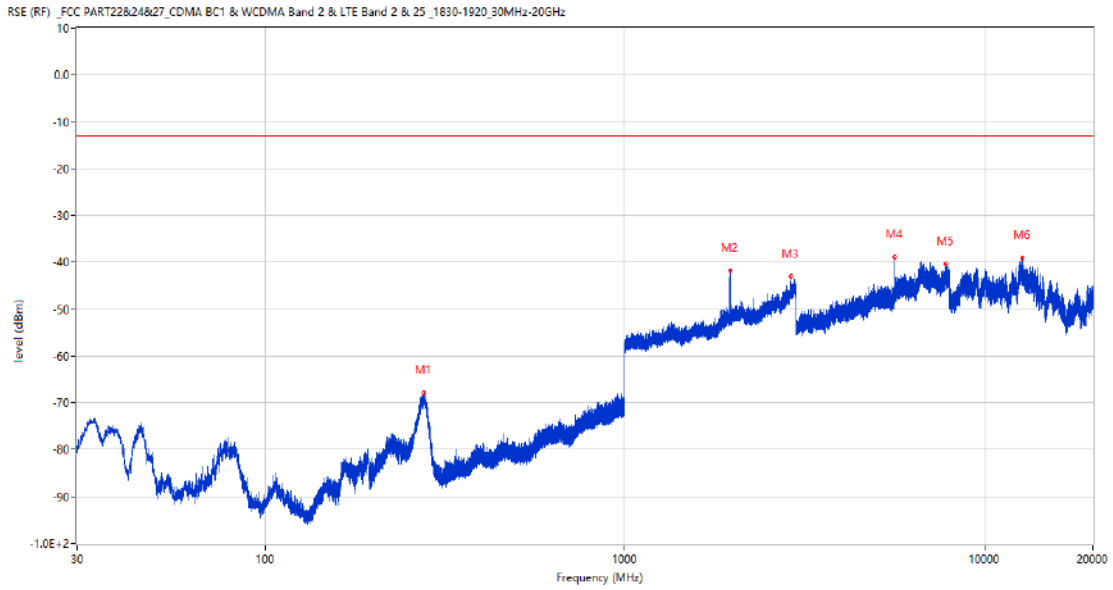
Frequency (MHz)	Result (dBm)	Factor (dB)	PK Limit (dBm)	Over Limit (dB)	Table (o)	ANT	EUT	Verdict
189.274	-73.04	-16.37	-13.0	-60.04	153.00	Horizontal	Vertical	Pass
1957.300	-26.77	2.96	-13.0	-13.77	79.00	Horizontal	Vertical	N/A
2888.500	-43.33	11.72	-13.0	-30.33	17.00	Horizontal	Vertical	Pass
6637.500	-40.11	15.03	-13.0	-27.11	80.00	Horizontal	Vertical	Pass
9439.963	-40.77	14.07	-13.0	-27.77	72.00	Horizontal	Vertical	Pass
12655.713	-38.47	15.77	-13.0	-25.47	353.00	Horizontal	Vertical	Pass

RSE-V&V LTE Band 2 BW10 CH18900



Frequency (MHz)	Result (dBm)	Factor (dB)	PK Limit (dBm)	Over Limit (dB)	Table (o)	ANT	EUT	Verdict
273.179	-67.18	-14.31	-13.0	-54.18	0.00	Vertical	Vertical	Pass
1958.900	-43.15	2.76	-13.0	-30.15	135.00	Vertical	Vertical	N/A
2886.600	-41.90	11.44	-13.0	-28.90	337.00	Vertical	Vertical	Pass
5627.250	-40.07	11.35	-13.0	-27.07	292.00	Vertical	Vertical	Pass
7813.750	-39.77	16.25	-13.0	-26.77	259.00	Vertical	Vertical	Pass
12502.287	-39.05	15.61	-13.0	-26.05	161.00	Vertical	Vertical	Pass

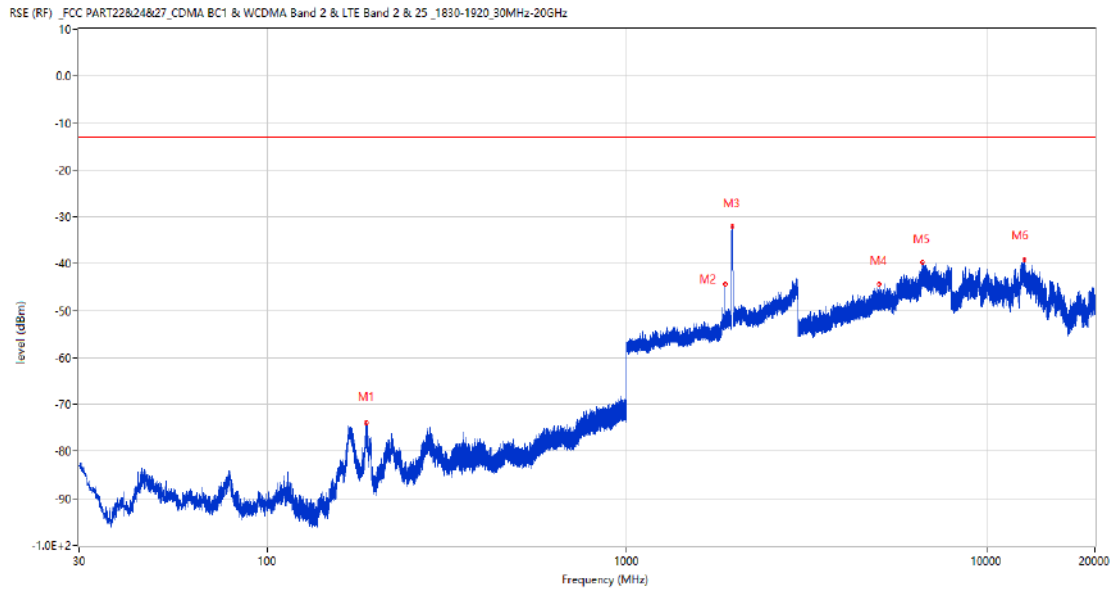
RSE-V&H LTE Band 2 BW10 CH18900



Frequency (MHz)	Result (dBm)	Factor (dB)	PK Limit (dBm)	Over Limit (dB)	Table (o)	ANT	EUT	Verdict
275.846	-67.95	-13.91	-13.0	-54.95	341.00	Vertical	Horizontal	Pass
1959.800	-41.82	2.77	-13.0	-28.82	286.00	Vertical	Horizontal	N/A
2889.800	-43.05	11.98	-13.0	-30.05	28.00	Vertical	Horizontal	Pass
5627.500	-38.81	11.40	-13.0	-25.81	331.00	Vertical	Horizontal	Pass
7811.000	-40.38	16.31	-13.0	-27.38	157.00	Vertical	Horizontal	Pass
12717.938	-39.00	16.35	-13.0	-26.00	195.00	Vertical	Horizontal	Pass

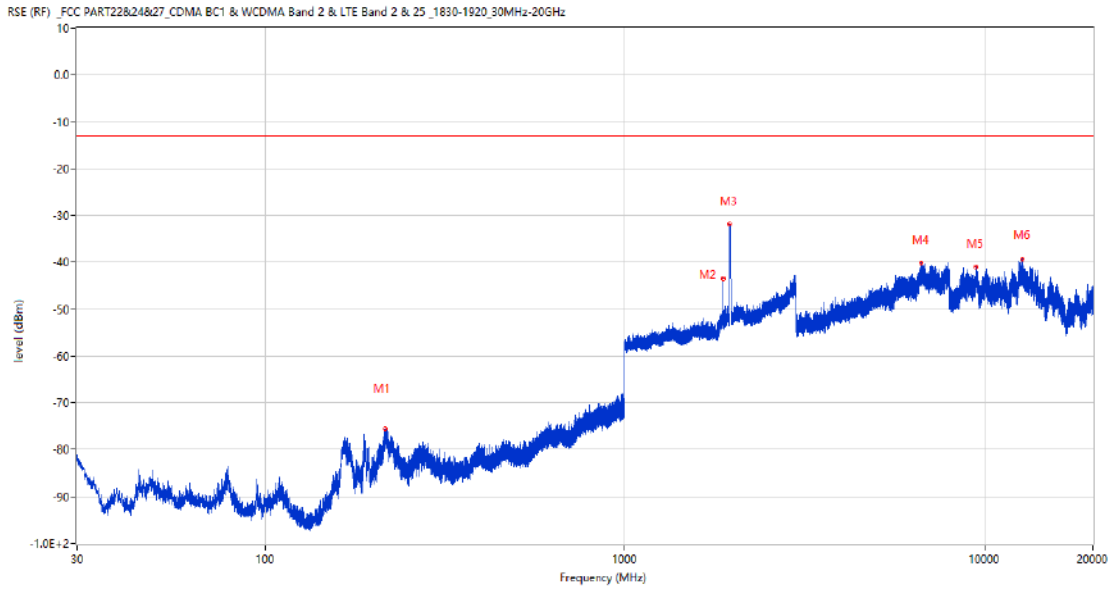
## 8.5 LTE Band 2 BW15, Middle Channel

RSE-H&H LTE Band 2 BW15 CH18900



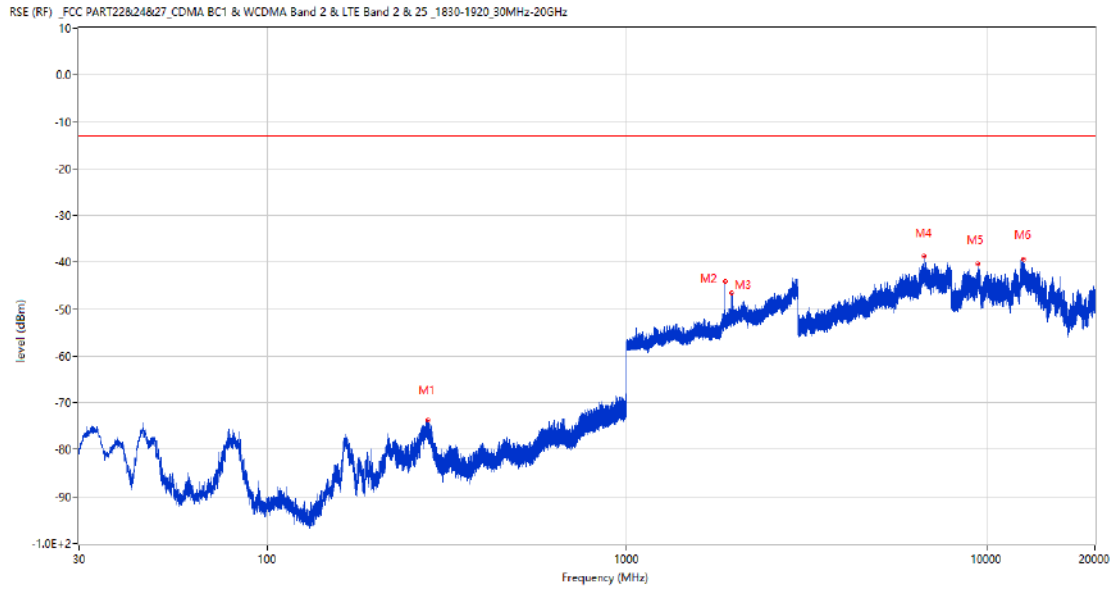
Frequency (MHz)	Result (dBm)	Factor (dB)	PK Limit (dBm)	Over Limit (dB)	Table (o)	ANT	EUT	Verdict
188.740	-73.93	-16.45	-13.0	-60.93	159.00	Horizontal	Horizontal	Pass
1873.900	-44.30	2.72	-13.0	-31.30	190.00	Horizontal	Horizontal	N/A
1958.600	-31.97	2.77	-13.0	-18.97	77.00	Horizontal	Horizontal	N/A
5034.500	-44.27	10.73	-13.0	-31.27	136.00	Horizontal	Horizontal	Pass
6641.750	-39.72	15.02	-13.0	-26.72	277.00	Horizontal	Horizontal	Pass
12711.287	-39.05	16.42	-13.0	-26.05	117.00	Horizontal	Horizontal	Pass

RSE-H&V LTE Band 2 BW15 CH18900



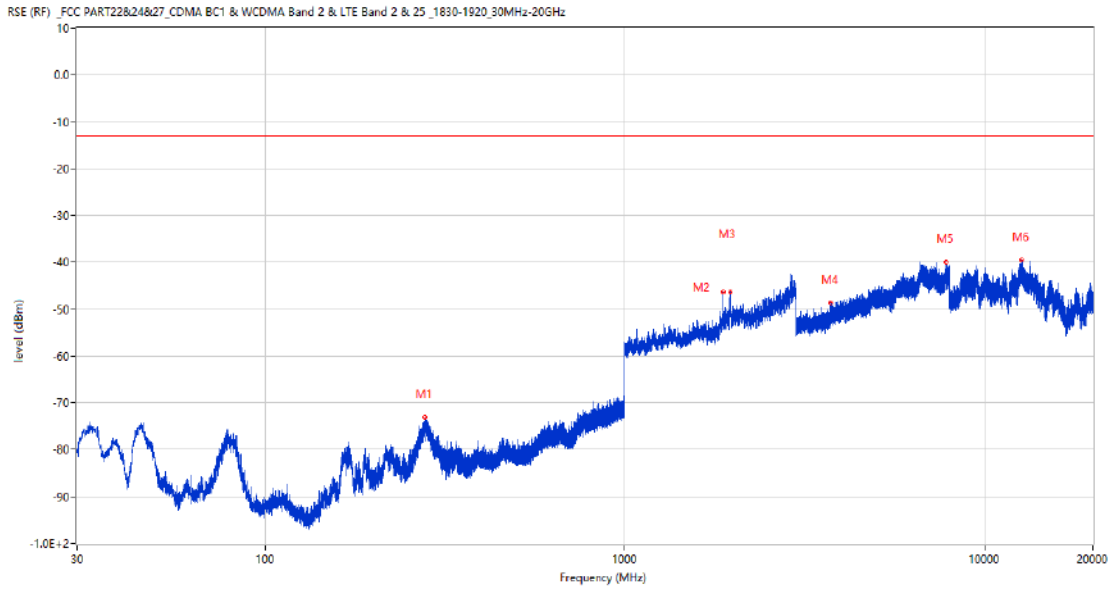
Frequency (MHz)	Result (dBm)	Factor (dB)	PK Limit (dBm)	Over Limit (dB)	Table (o)	ANT	EUT	Verdict
215.367	-75.63	-16.64	-13.0	-62.63	319.00	Horizontal	Vertical	Pass
1874.100	-43.37	2.73	-13.0	-30.37	183.00	Horizontal	Vertical	N/A
1955.400	-31.84	3.01	-13.0	-18.84	76.00	Horizontal	Vertical	N/A
6655.500	-40.14	15.04	-13.0	-27.14	15.00	Horizontal	Vertical	Pass
9434.500	-40.88	13.98	-13.0	-27.88	131.00	Horizontal	Vertical	Pass
12749.763	-39.24	16.00	-13.0	-26.24	360.00	Horizontal	Vertical	Pass

RSE-V&V LTE Band 2 BW15 CH18900



Frequency (MHz)	Result (dBm)	Factor (dB)	PK Limit (dBm)	Over Limit (dB)	Table (o)	ANT	EUT	Verdict
279.533	-73.66	-13.53	-13.0	-60.66	39.00	Vertical	Vertical	Pass
1874.100	-44.08	2.73	-13.0	-31.08	215.00	Vertical	Vertical	N/A
1956.700	-46.64	2.83	-13.0	-33.64	190.00	Vertical	Vertical	N/A
6718.500	-38.70	15.67	-13.0	-25.70	29.00	Vertical	Vertical	Pass
9450.174	-40.37	14.21	-13.0	-27.37	94.00	Vertical	Vertical	Pass
12668.537	-39.37	15.99	-13.0	-26.37	276.00	Vertical	Vertical	Pass

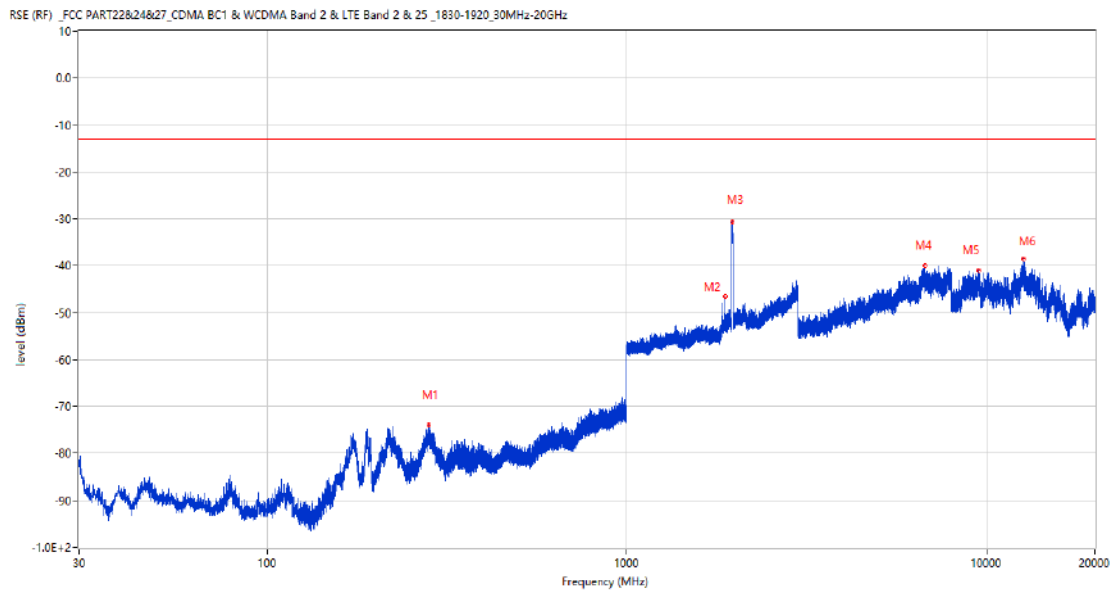
RSE-V&H LTE Band 2 BW15 CH18900



Frequency (MHz)	Result (dBm)	Factor (dB)	PK Limit (dBm)	Over Limit (dB)	Table (o)	ANT	EUT	Verdict
278.126	-73.07	-13.73	-13.0	-60.07	39.00	Vertical	Horizontal	Pass
1874.000	-46.43	2.72	-13.0	-33.43	45.00	Vertical	Horizontal	N/A
1965.700	-46.43	3.09	-13.0	-33.43	14.00	Vertical	Horizontal	N/A
3729.750	-48.72	7.47	-13.0	-35.72	135.00	Vertical	Horizontal	Pass
7801.250	-39.97	15.86	-13.0	-26.97	212.00	Vertical	Horizontal	Pass
12647.875	-39.42	15.65	-13.0	-26.42	357.00	Vertical	Horizontal	Pass

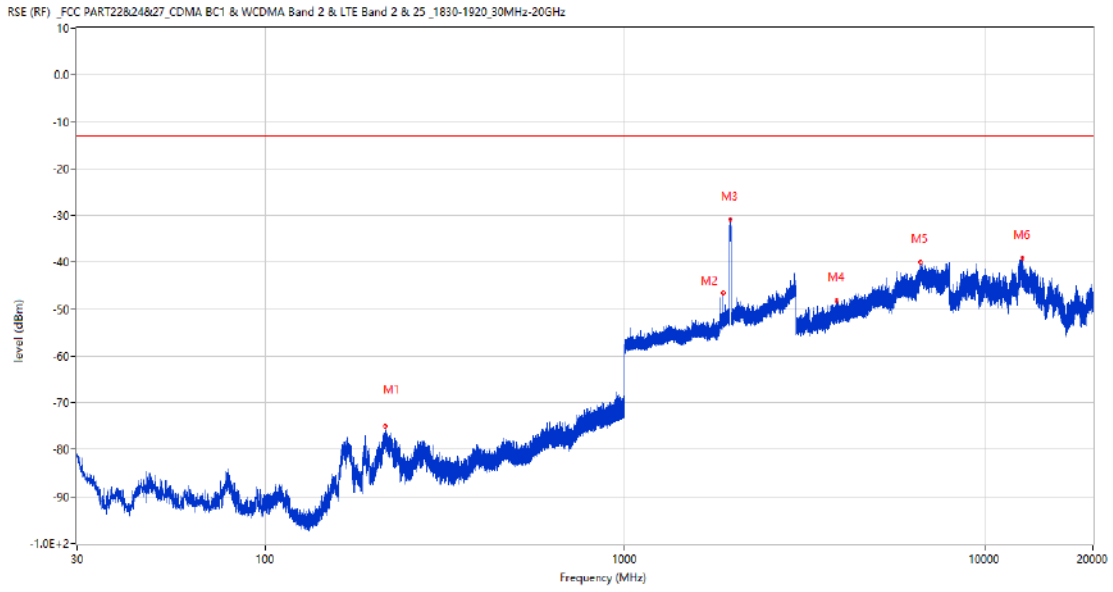
## 8.6 LTE Band 2 BW20, Middle Channel

RSE-H&H LTE Band 2 BW20 CH18900



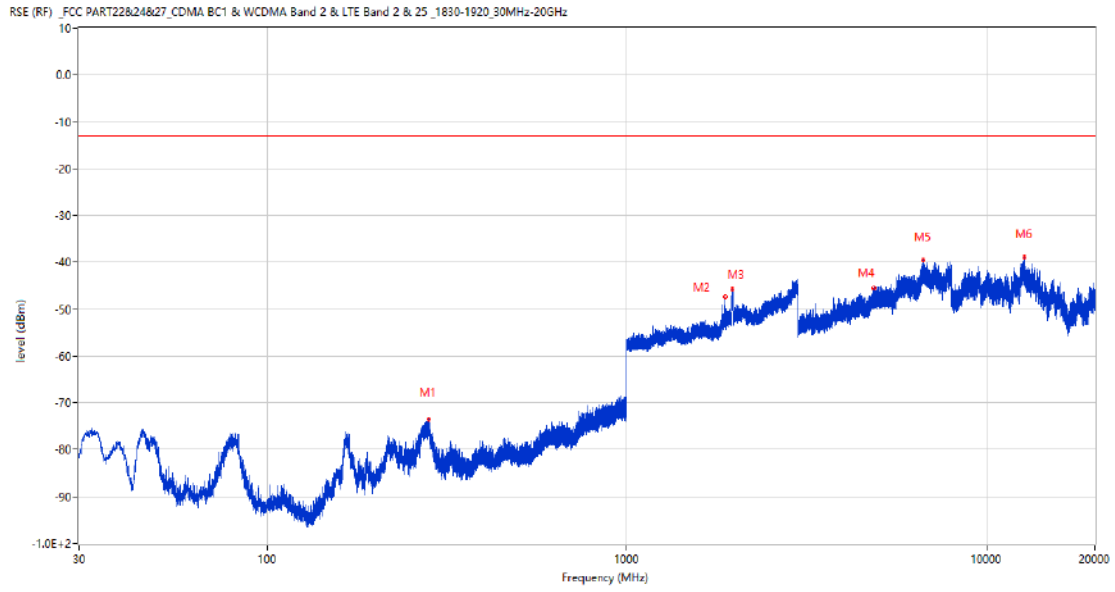
Frequency (MHz)	Result (dBm)	Factor (dB)	PK Limit (dBm)	Over Limit (dB)	Table (o)	ANT	EUT	Verdict
281.230	-73.98	-13.54	-13.0	-60.98	294.00	Horizontal	Horizontal	Pass
1872.200	-46.55	2.70	-13.0	-33.55	191.00	Horizontal	Horizontal	N/A
1962.000	-30.68	3.08	-13.0	-17.68	74.00	Horizontal	Horizontal	N/A
6723.750	-39.86	15.61	-13.0	-26.86	62.00	Horizontal	Horizontal	Pass
9494.350	-41.04	12.84	-13.0	-28.04	0.00	Horizontal	Horizontal	Pass
12695.850	-38.49	16.47	-13.0	-25.49	37.00	Horizontal	Horizontal	Pass

RSE-H&V LTE Band 2 BW20 CH18900



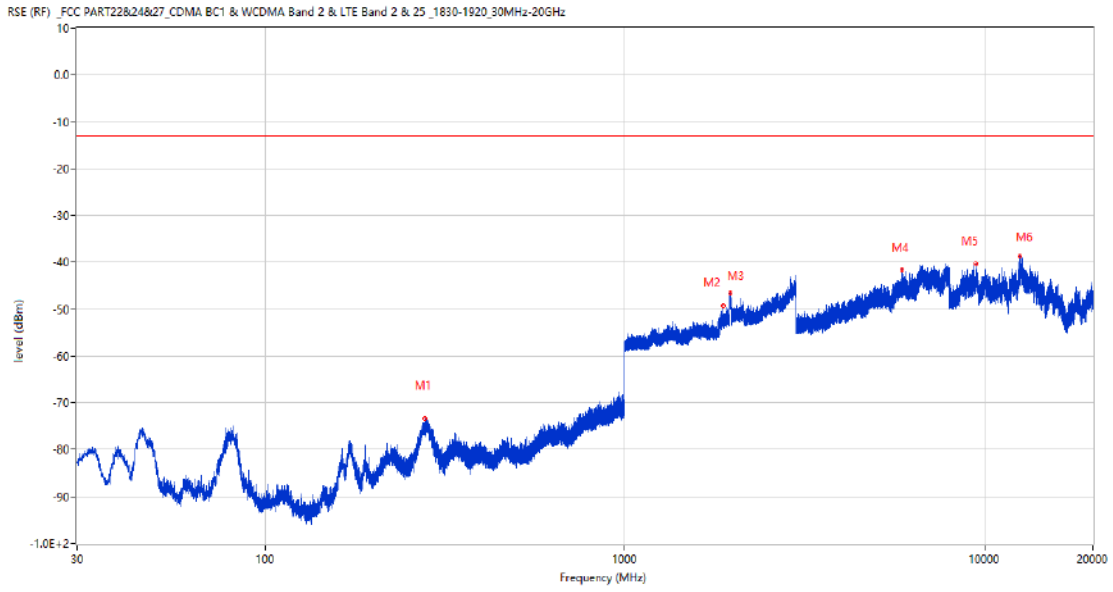
Frequency (MHz)	Result (dBm)	Factor (dB)	PK Limit (dBm)	Over Limit (dB)	Table (o)	ANT	EUT	Verdict
215.998	-74.97	-16.52	-13.0	-61.97	289.00	Horizontal	Vertical	Pass
1871.500	-46.65	2.69	-13.0	-33.65	184.00	Horizontal	Vertical	N/A
1958.800	-30.86	2.76	-13.0	-17.86	71.00	Horizontal	Vertical	N/A
3891.750	-48.25	9.05	-13.0	-35.25	197.00	Horizontal	Vertical	Pass
6643.250	-39.86	15.14	-13.0	-26.86	360.00	Horizontal	Vertical	Pass
12712.950	-39.17	16.40	-13.0	-26.17	3.00	Horizontal	Vertical	Pass

RSE-V&V LTE Band 2 BW20 CH18900



Frequency (MHz)	Result (dBm)	Factor (dB)	PK Limit (dBm)	Over Limit (dB)	Table (o)	ANT	EUT	Verdict
281.085	-73.52	-13.56	-13.0	-60.52	21.00	Vertical	Vertical	Pass
1871.900	-47.48	2.70	-13.0	-34.48	213.00	Vertical	Vertical	N/A
1958.700	-45.64	2.77	-13.0	-32.64	20.00	Vertical	Vertical	N/A
4872.250	-45.51	10.14	-13.0	-32.51	360.00	Vertical	Vertical	Pass
6647.750	-39.52	15.13	-13.0	-26.52	16.00	Vertical	Vertical	Pass
12719.838	-38.96	16.33	-13.0	-25.96	177.00	Vertical	Vertical	Pass

RSE-V&H LTE Band 2 BW20 CH18900

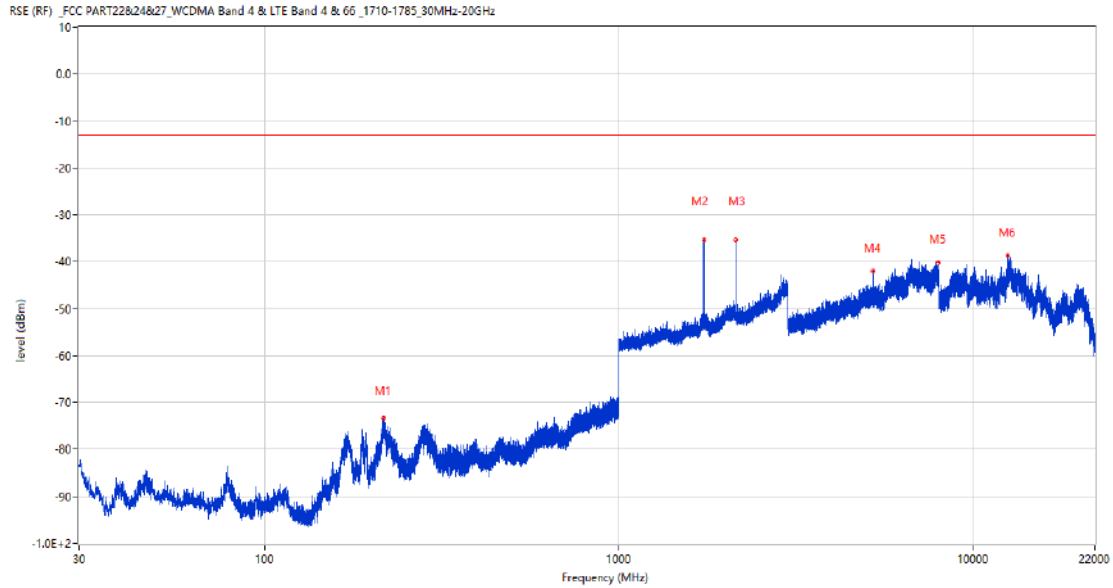


Frequency (MHz)	Result (dBm)	Factor (dB)	PK Limit (dBm)	Over Limit (dB)	Table (o)	ANT	EUT	Verdict
278.078	-73.33	-13.75	-13.0	-60.33	46.00	Vertical	Horizontal	Pass
1871.800	-49.24	2.70	-13.0	-36.24	41.00	Vertical	Horizontal	N/A
1958.400	-46.58	2.80	-13.0	-33.58	290.00	Vertical	Horizontal	N/A
5898.750	-41.54	12.68	-13.0	-28.54	232.00	Vertical	Horizontal	Pass
9460.150	-40.36	13.90	-13.0	-27.36	12.00	Vertical	Horizontal	Pass
12508.701	-38.62	15.48	-13.0	-25.62	146.00	Vertical	Horizontal	Pass

## 9 LTE Band 4

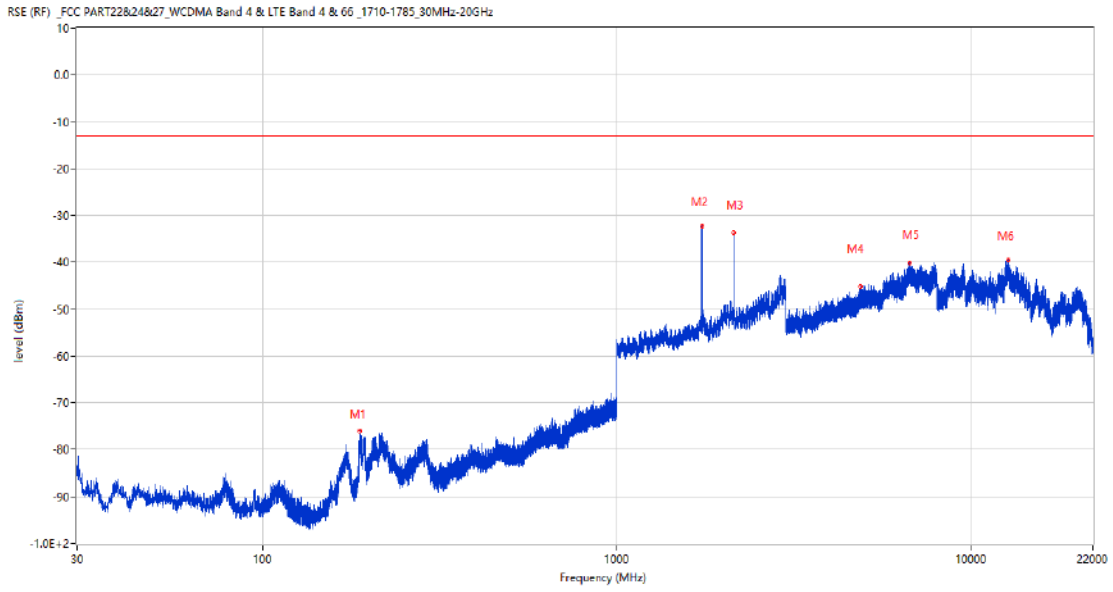
### 9.1 LTE Band 4 BW1.4, Middle Channel

RSE-H&H LTE Band 4 BW1.4 CH20175



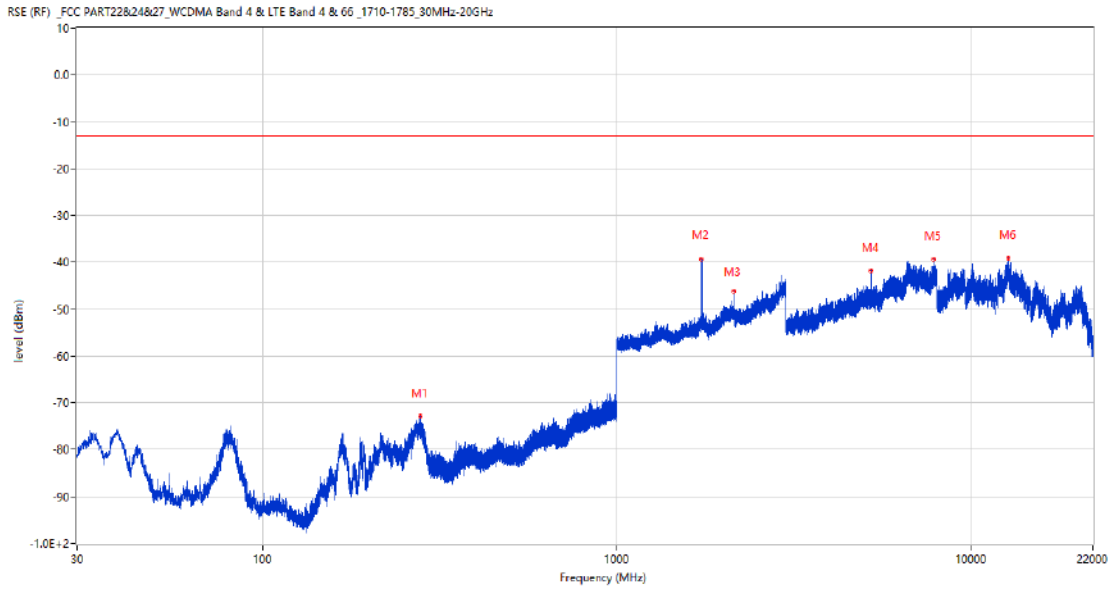
Frequency (MHz)	Result (dBm)	Factor (dB)	PK Limit (dBm)	Over Limit (dB)	Table (o)	ANT	EUT	Verdict
216.580	-73.32	-16.60	-13.0	-60.32	308.00	Horizontal	Horizontal	Pass
1732.900	-35.28	2.02	-13.0	-22.28	25.00	Horizontal	Horizontal	N/A
2133.000	-35.46	3.97	-13.0	-22.46	118.00	Horizontal	Horizontal	N/A
5196.750	-41.98	10.31	-13.0	-28.98	297.00	Horizontal	Horizontal	Pass
7944.500	-40.16	14.73	-13.0	-27.16	60.00	Horizontal	Horizontal	Pass
12514.875	-38.77	15.36	-13.0	-25.77	1.00	Horizontal	Horizontal	Pass

RSE-H&V LTE Band 4 BW1.4 CH20175



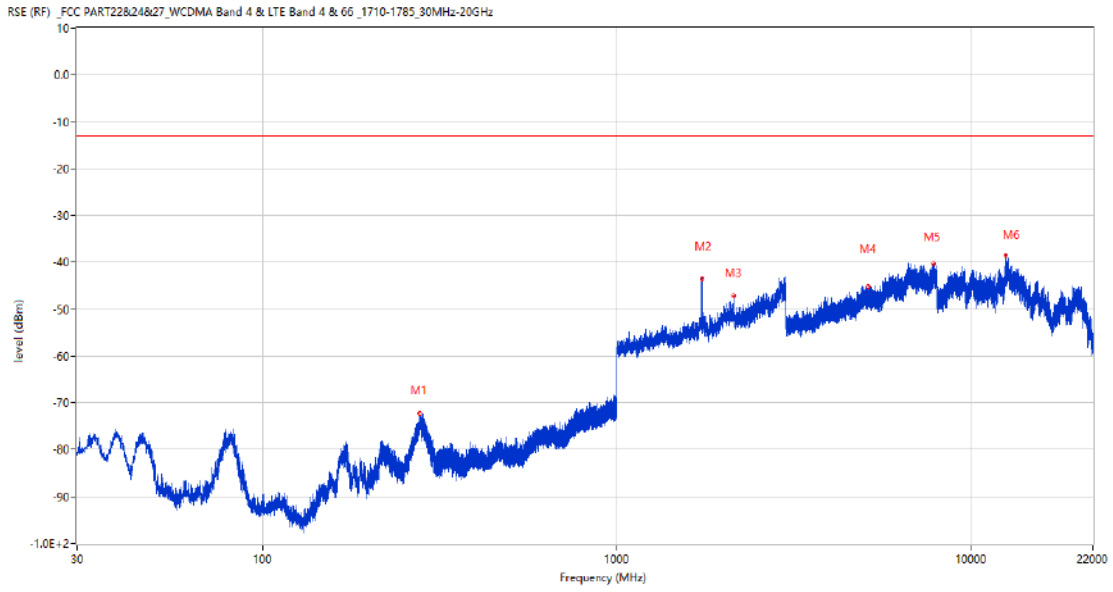
Frequency (MHz)	Result (dBm)	Factor (dB)	PK Limit (dBm)	Over Limit (dB)	Table (o)	ANT	EUT	Verdict
188.352	-76.00	-16.53	-13.0	-63.00	141.00	Horizontal	Vertical	Pass
1732.900	-32.16	2.02	-13.0	-19.16	161.00	Horizontal	Vertical	N/A
2133.000	-33.74	3.97	-13.0	-20.74	253.00	Horizontal	Vertical	N/A
4868.750	-45.04	10.14	-13.0	-32.04	193.00	Horizontal	Vertical	Pass
6704.000	-40.09	15.50	-13.0	-27.09	83.00	Horizontal	Vertical	Pass
12713.900	-39.41	16.39	-13.0	-26.41	275.00	Horizontal	Vertical	Pass

RSE-V&V LTE Band 4 BW1.4 CH20175



Frequency (MHz)	Result (dBm)	Factor (dB)	PK Limit (dBm)	Over Limit (dB)	Table (o)	ANT	EUT	Verdict
278.999	-72.81	-13.52	-13.0	-59.81	3.00	Vertical	Vertical	Pass
1732.700	-39.22	2.02	-13.0	-26.22	243.00	Vertical	Vertical	N/A
2133.200	-46.13	3.96	-13.0	-33.13	13.00	Vertical	Vertical	N/A
5196.500	-41.85	10.31	-13.0	-28.85	360.00	Vertical	Vertical	Pass
7832.500	-39.34	15.51	-13.0	-26.34	222.00	Vertical	Vertical	Pass
12727.675	-39.18	16.24	-13.0	-26.18	198.00	Vertical	Vertical	Pass

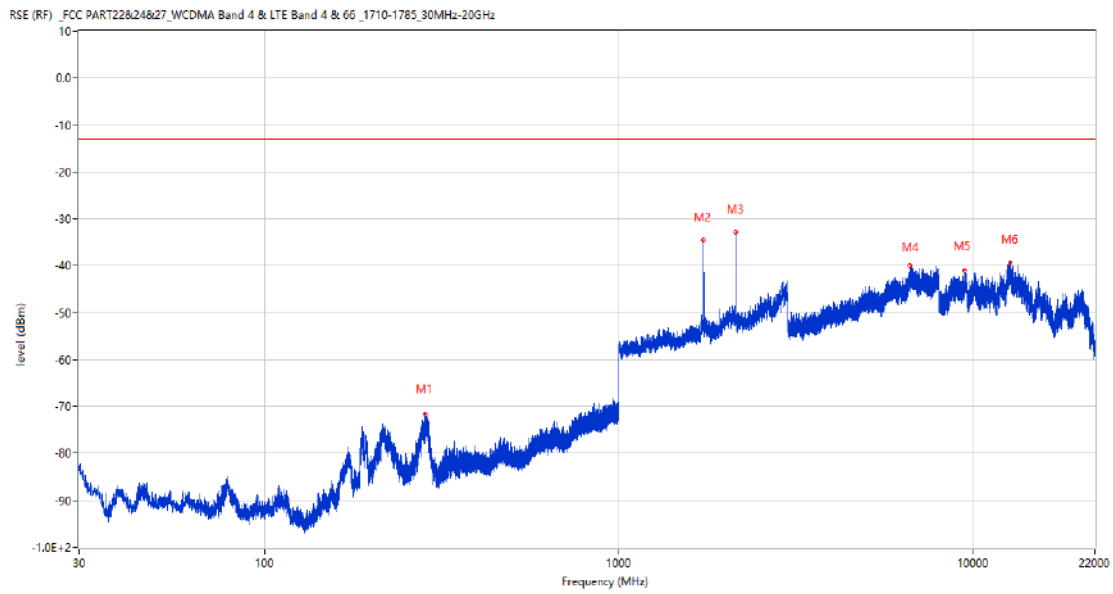
RSE-V&H LTE Band 4 BW1.4 CH20175



Frequency (MHz)	Result (dBm)	Factor (dB)	PK Limit (dBm)	Over Limit (dB)	Table (o)	ANT	EUT	Verdict
277.593	-72.33	-13.79	-13.0	-59.33	21.00	Vertical	Horizontal	Pass
1732.900	-43.50	2.02	-13.0	-30.50	92.00	Vertical	Horizontal	N/A
2133.600	-47.13	3.95	-13.0	-34.13	347.00	Vertical	Horizontal	N/A
5107.250	-45.19	11.22	-13.0	-32.19	258.00	Vertical	Horizontal	Pass
7809.500	-40.33	16.24	-13.0	-27.33	355.00	Vertical	Horizontal	Pass
12493.975	-38.51	15.46	-13.0	-25.51	4.00	Vertical	Horizontal	Pass

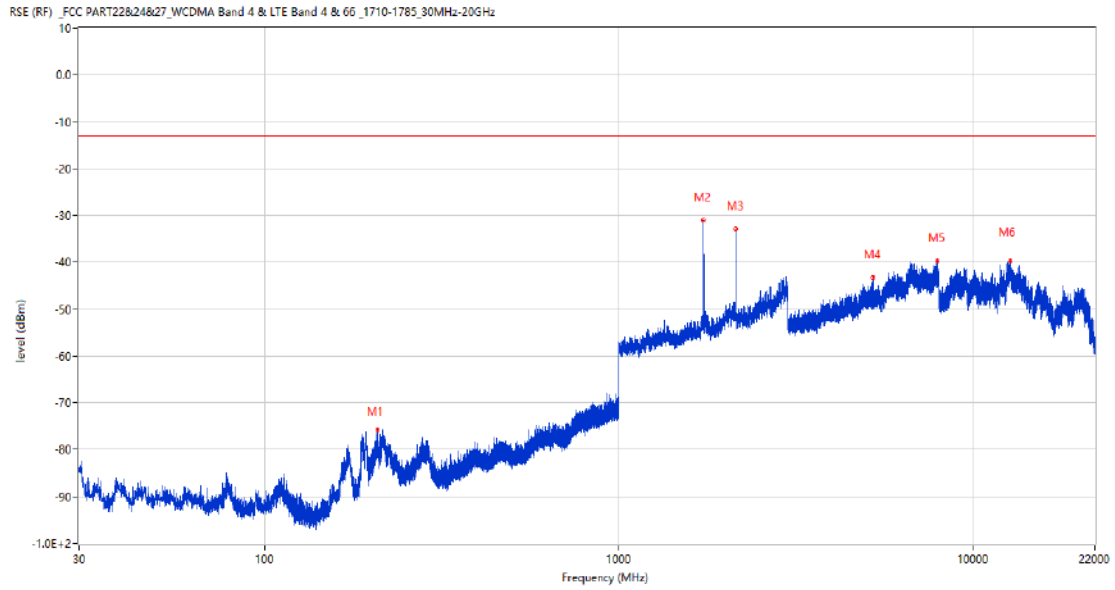
## 9.2 LTE Band 4 BW3, Middle Channel

RSE-H&H LTE Band 4 BW3 CH20175



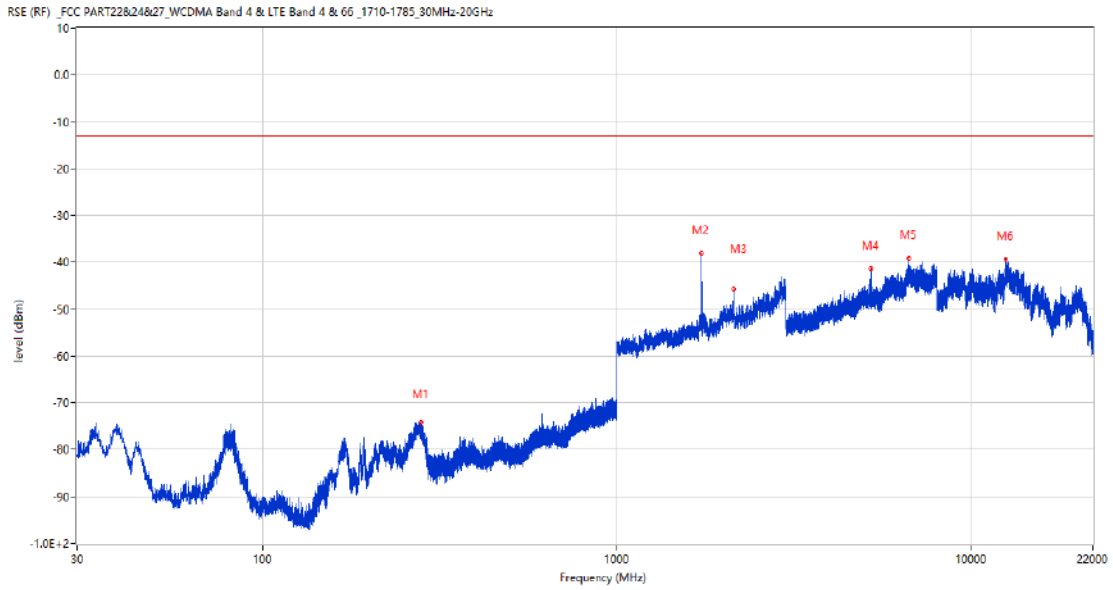
Frequency (MHz)	Result (dBm)	Factor (dB)	PK Limit (dBm)	Over Limit (dB)	Table (o)	ANT	EUT	Verdict
284.091	-71.54	-13.48	-13.0	-58.54	326.00	Horizontal	Horizontal	Pass
1732.000	-34.55	2.02	-13.0	-21.55	14.00	Horizontal	Horizontal	N/A
2132.900	-32.96	3.97	-13.0	-19.96	94.00	Horizontal	Horizontal	N/A
6632.750	-39.93	14.93	-13.0	-26.93	127.00	Horizontal	Horizontal	Pass
9462.525	-40.88	13.83	-13.0	-27.88	199.00	Horizontal	Horizontal	Pass
12706.062	-39.33	16.47	-13.0	-26.33	62.00	Horizontal	Horizontal	Pass

RSE-H&V LTE Band 4 BW3 CH20175



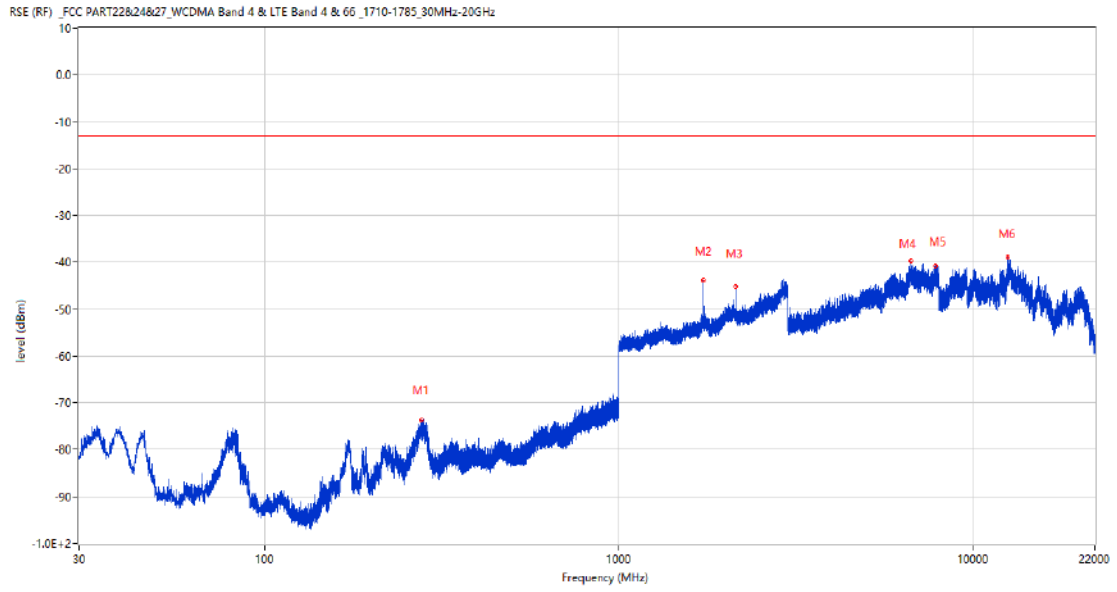
Frequency (MHz)	Result (dBm)	Factor (dB)	PK Limit (dBm)	Over Limit (dB)	Table (o)	ANT	EUT	Verdict
207.898	-75.74	-16.29	-13.0	-62.74	297.00	Horizontal	Vertical	Pass
1732.100	-31.10	2.02	-13.0	-18.10	164.00	Horizontal	Vertical	N/A
2133.700	-32.91	3.97	-13.0	-19.91	95.00	Horizontal	Vertical	N/A
5194.000	-43.28	10.22	-13.0	-30.28	310.00	Horizontal	Vertical	Pass
7924.250	-39.81	14.71	-13.0	-26.81	278.00	Horizontal	Vertical	Pass
12688.487	-39.80	16.34	-13.0	-26.80	129.00	Horizontal	Vertical	Pass

RSE-V&V LTE Band 4 BW3 CH20175



Frequency (MHz)	Result (dBm)	Factor (dB)	PK Limit (dBm)	Over Limit (dB)	Table (o)	ANT	EUT	Verdict
280.648	-74.09	-13.61	-13.0	-61.09	19.00	Vertical	Vertical	Pass
1732.100	-38.11	2.02	-13.0	-25.11	248.00	Vertical	Vertical	N/A
2134.000	-45.79	4.02	-13.0	-32.79	112.00	Vertical	Vertical	N/A
5194.250	-41.42	10.22	-13.0	-28.42	360.00	Vertical	Vertical	Pass
6664.000	-39.18	14.69	-13.0	-26.18	237.00	Vertical	Vertical	Pass
12524.375	-39.36	15.16	-13.0	-26.36	3.00	Vertical	Vertical	Pass

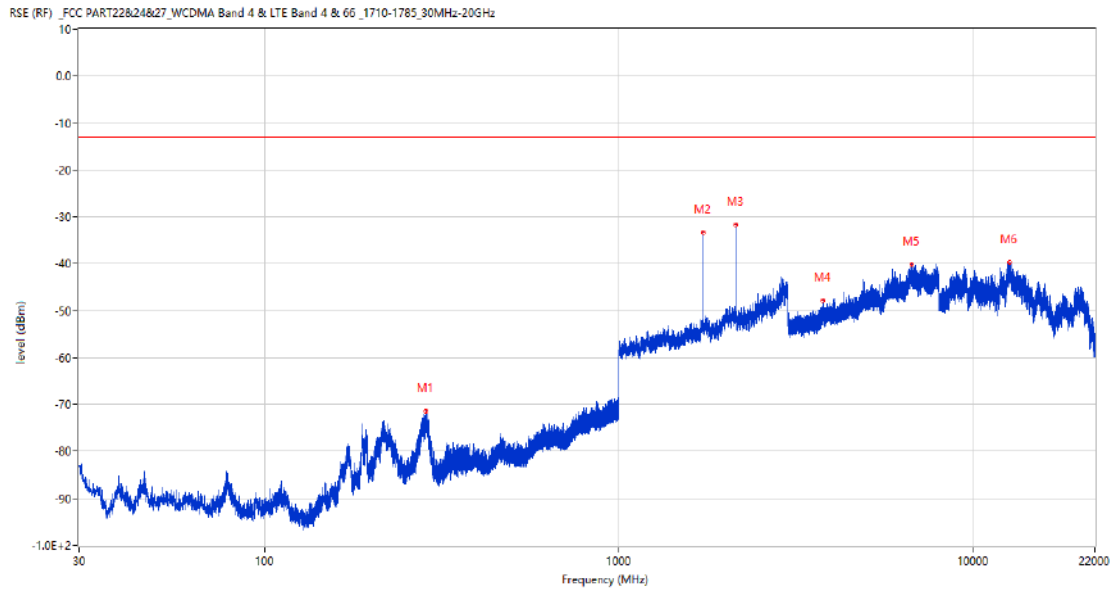
RSE-V&H LTE Band 4 BW3 CH20175



Frequency (MHz)	Result (dBm)	Factor (dB)	PK Limit (dBm)	Over Limit (dB)	Table (o)	ANT	EUT	Verdict
277.302	-73.74	-13.81	-13.0	-60.74	41.00	Vertical	Horizontal	Pass
1732.000	-43.76	2.02	-13.0	-30.76	218.00	Vertical	Horizontal	N/A
2132.700	-45.12	3.98	-13.0	-32.12	198.00	Vertical	Horizontal	N/A
6657.750	-39.65	14.90	-13.0	-26.65	171.00	Vertical	Horizontal	Pass
7815.750	-40.85	16.26	-13.0	-27.85	62.00	Vertical	Horizontal	Pass
12511.075	-38.83	15.43	-13.0	-25.83	360.00	Vertical	Horizontal	Pass

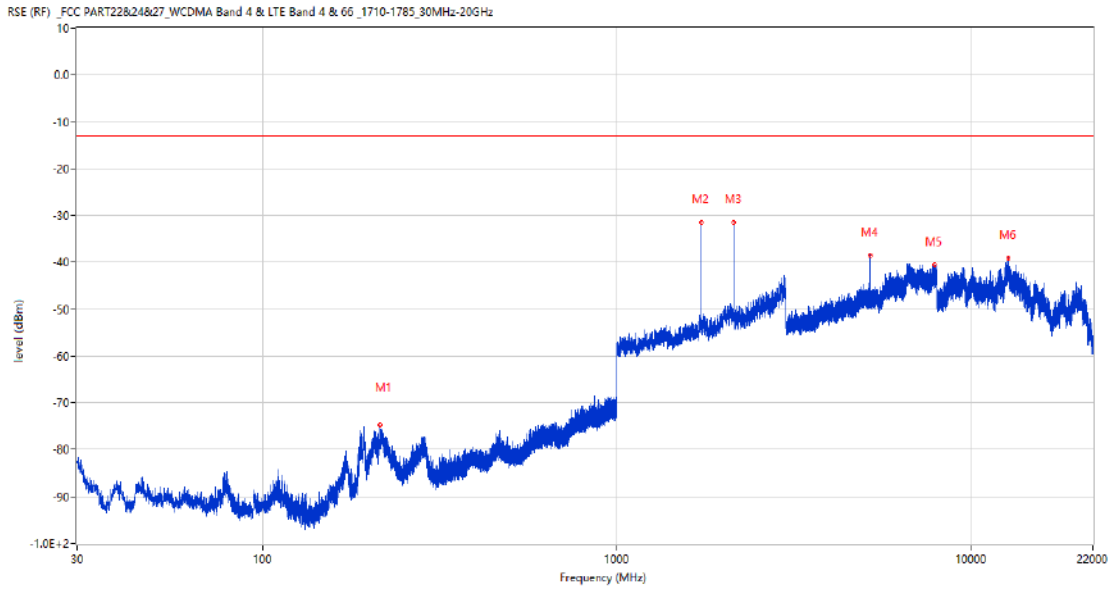
### 9.3 LTE Band 4 BW5, Middle Channel

RSE-H&H LTE Band 4 BW5 CH20175



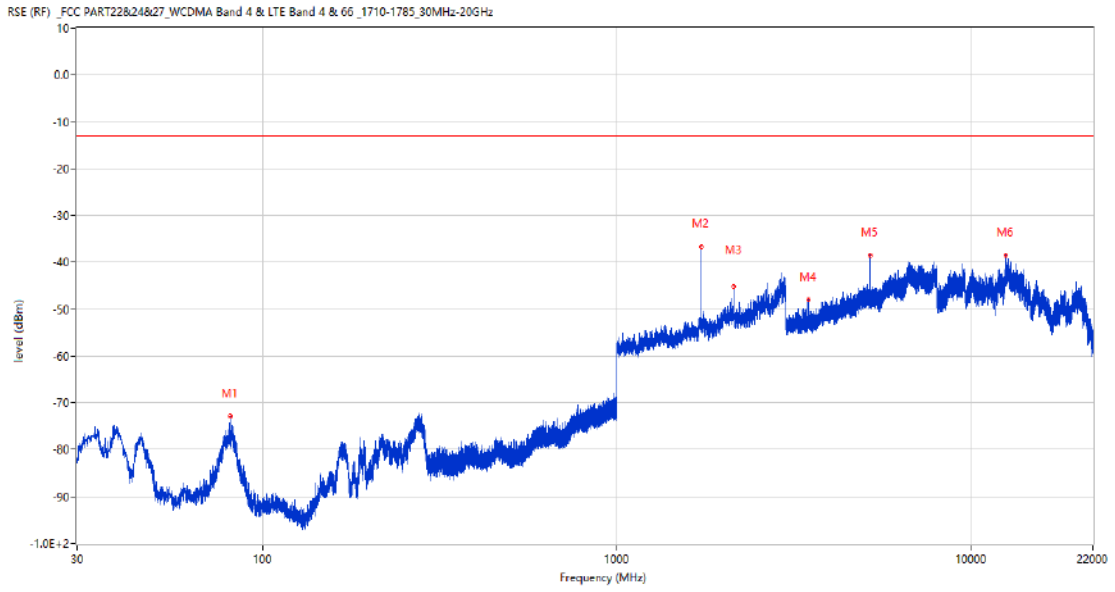
Frequency (MHz)	Result (dBm)	Factor (dB)	PK Limit (dBm)	Over Limit (dB)	Table (o)	ANT	EUT	Verdict
285.498	-71.44	-13.53	-13.0	-58.44	303.00	Horizontal	Horizontal	Pass
1731.100	-33.31	2.02	-13.0	-20.31	44.00	Horizontal	Horizontal	N/A
2134.000	-31.66	4.02	-13.0	-18.66	100.00	Horizontal	Horizontal	N/A
3759.250	-47.88	8.64	-13.0	-34.88	247.00	Horizontal	Horizontal	Pass
6708.500	-40.15	15.70	-13.0	-27.15	52.00	Horizontal	Horizontal	Pass
12599.900	-39.74	15.21	-13.0	-26.74	360.00	Horizontal	Horizontal	Pass

RSE-H&V LTE Band 4 BW5 CH20175



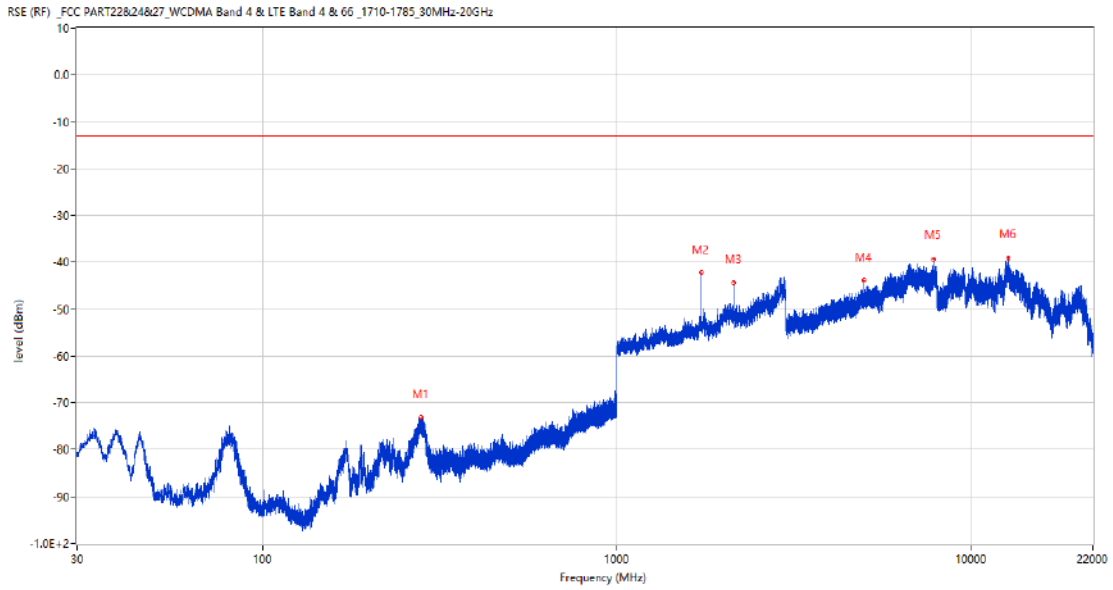
Frequency (MHz)	Result (dBm)	Factor (dB)	PK Limit (dBm)	Over Limit (dB)	Table (o)	ANT	EUT	Verdict
214.397	-74.66	-16.65	-13.0	-61.66	309.00	Horizontal	Vertical	Pass
1731.200	-31.43	2.02	-13.0	-18.43	166.00	Horizontal	Vertical	N/A
2133.600	-31.43	3.95	-13.0	-18.43	80.00	Horizontal	Vertical	N/A
5191.500	-38.51	10.27	-13.0	-25.51	221.00	Horizontal	Vertical	Pass
7867.250	-40.55	14.71	-13.0	-27.55	88.00	Horizontal	Vertical	Pass
12697.750	-39.20	16.50	-13.0	-26.20	245.00	Horizontal	Vertical	Pass

RSE-V&V LTE Band 4 BW5 CH20175



Frequency (MHz)	Result (dBm)	Factor (dB)	PK Limit (dBm)	Over Limit (dB)	Table (o)	ANT	EUT	Verdict
80.925	-72.92	-21.29	-13.0	-59.92	309.00	Vertical	Vertical	Pass
1731.100	-36.65	2.02	-13.0	-23.65	217.00	Vertical	Vertical	N/A
2135.000	-45.11	3.99	-13.0	-32.11	297.00	Vertical	Vertical	N/A
3461.000	-48.05	6.91	-13.0	-35.05	210.00	Vertical	Vertical	Pass
5191.500	-38.49	10.27	-13.0	-25.49	1.00	Vertical	Vertical	Pass
12503.474	-38.53	15.59	-13.0	-25.53	109.00	Vertical	Vertical	Pass

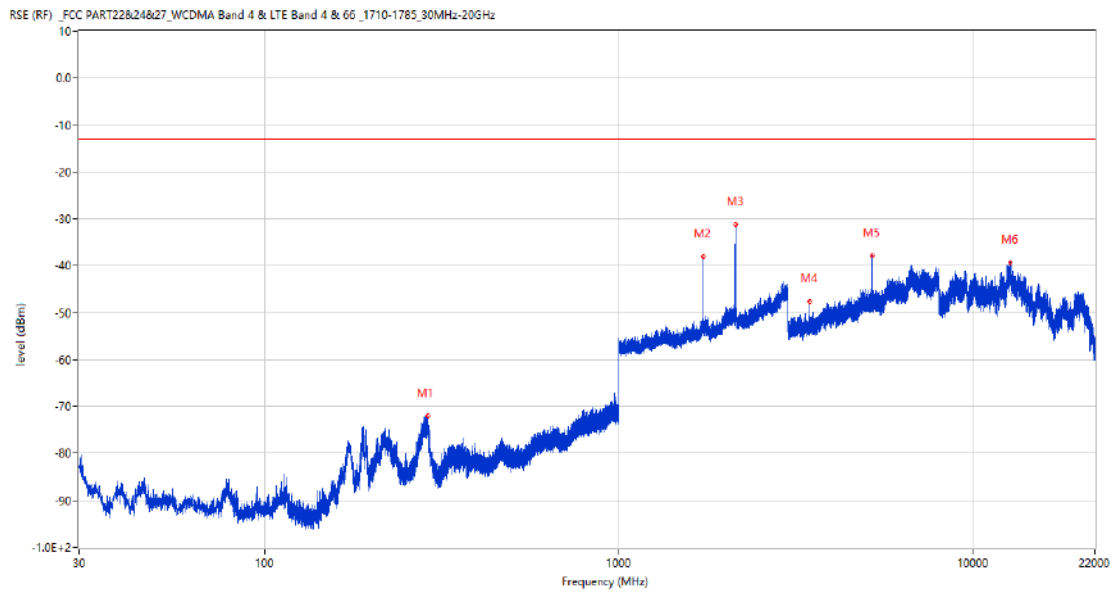
RSE-V&H LTE Band 4 BW5 CH20175



Frequency (MHz)	Result (dBm)	Factor (dB)	PK Limit (dBm)	Over Limit (dB)	Table (o)	ANT	EUT	Verdict
280.551	-73.11	-13.61	-13.0	-60.11	35.00	Vertical	Horizontal	Pass
1731.100	-42.21	2.02	-13.0	-29.21	113.00	Vertical	Horizontal	N/A
2132.500	-44.22	3.97	-13.0	-31.22	162.00	Vertical	Horizontal	N/A
4968.000	-43.83	10.74	-13.0	-30.83	136.00	Vertical	Horizontal	Pass
7806.500	-39.20	16.02	-13.0	-26.20	342.00	Vertical	Horizontal	Pass
12711.050	-39.20	16.42	-13.0	-26.20	243.00	Vertical	Horizontal	Pass

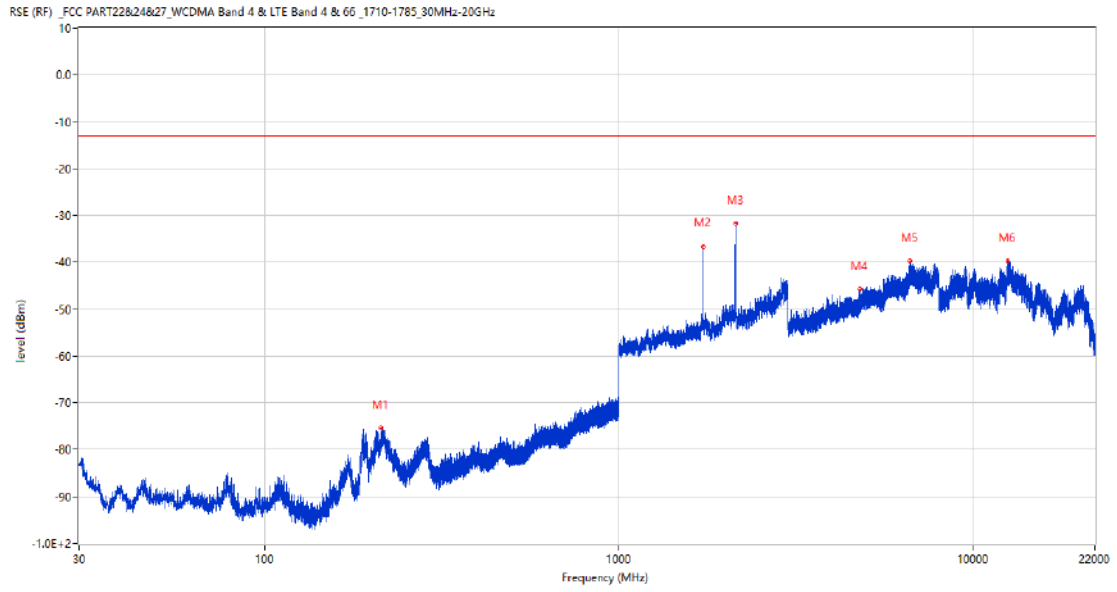
## 9.4 LTE Band 4 BW10, Middle Channel

RSE-H&H LTE Band 4 BW10 CH20175



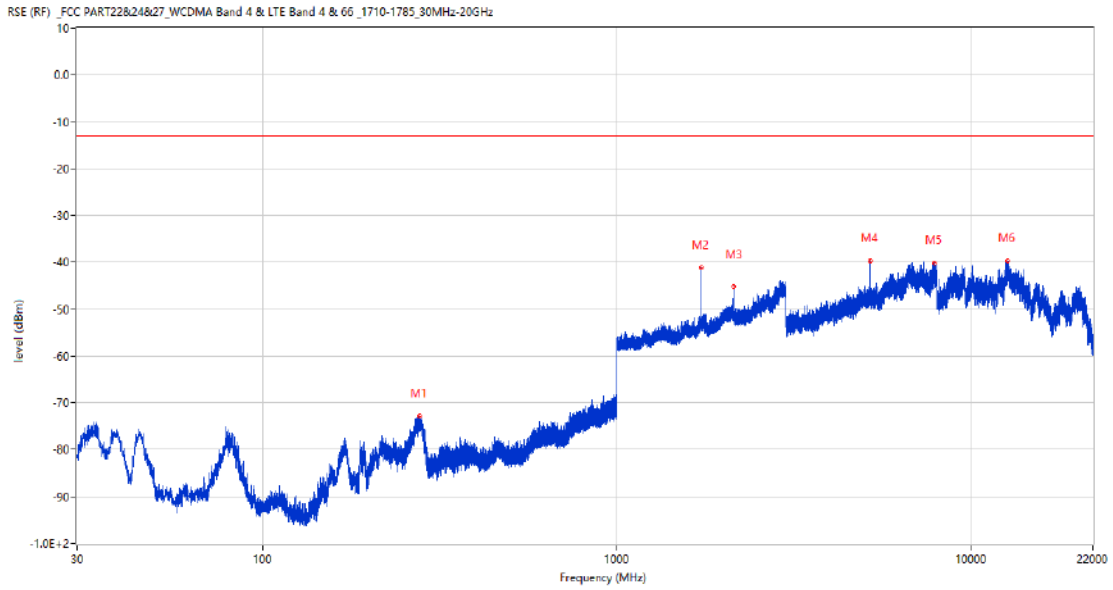
Frequency (MHz)	Result (dBm)	Factor (dB)	PK Limit (dBm)	Over Limit (dB)	Table (o)	ANT	EUT	Verdict
288.069	-71.96	-13.96	-13.0	-58.96	320.00	Horizontal	Horizontal	Pass
1728.800	-38.09	2.02	-13.0	-25.09	174.00	Horizontal	Horizontal	N/A
2131.000	-31.17	3.96	-13.0	-18.17	137.00	Horizontal	Horizontal	N/A
3457.000	-47.51	6.71	-13.0	-34.51	193.00	Horizontal	Horizontal	Pass
5184.500	-37.90	10.42	-13.0	-24.90	311.00	Horizontal	Horizontal	Pass
12713.662	-39.27	16.39	-13.0	-26.27	3.00	Horizontal	Horizontal	Pass

RSE-H&V LTE Band 4 BW10 CH20175



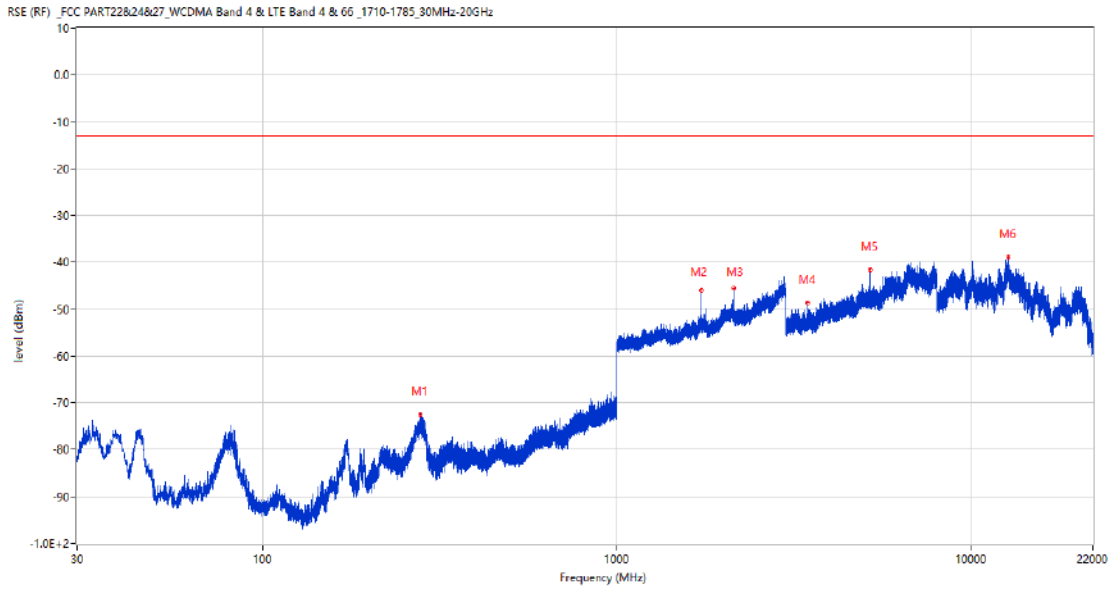
Frequency (MHz)	Result (dBm)	Factor (dB)	PK Limit (dBm)	Over Limit (dB)	Table (o)	ANT	EUT	Verdict
213.184	-75.27	-16.61	-13.0	-62.27	288.00	Horizontal	Vertical	Pass
1729.000	-36.53	2.02	-13.0	-23.53	163.00	Horizontal	Vertical	N/A
2131.200	-31.58	3.95	-13.0	-18.58	95.00	Horizontal	Vertical	N/A
4777.500	-45.83	9.91	-13.0	-32.83	50.00	Horizontal	Vertical	Pass
6638.750	-39.76	15.00	-13.0	-26.76	114.00	Horizontal	Vertical	Pass
12520.100	-39.73	15.25	-13.0	-26.73	360.00	Horizontal	Vertical	Pass

RSE-V&V LTE Band 4 BW10 CH20175



Frequency (MHz)	Result (dBm)	Factor (dB)	PK Limit (dBm)	Over Limit (dB)	Table (o)	ANT	EUT	Verdict
277.932	-72.84	-13.76	-13.0	-59.84	26.00	Vertical	Vertical	Pass
1728.800	-41.11	2.02	-13.0	-28.11	229.00	Vertical	Vertical	N/A
2134.000	-45.01	4.02	-13.0	-32.01	179.00	Vertical	Vertical	N/A
5185.000	-39.74	10.35	-13.0	-26.74	360.00	Vertical	Vertical	Pass
7871.750	-40.22	14.85	-13.0	-27.22	88.00	Vertical	Vertical	Pass
12644.312	-39.75	15.62	-13.0	-26.75	292.00	Vertical	Vertical	Pass

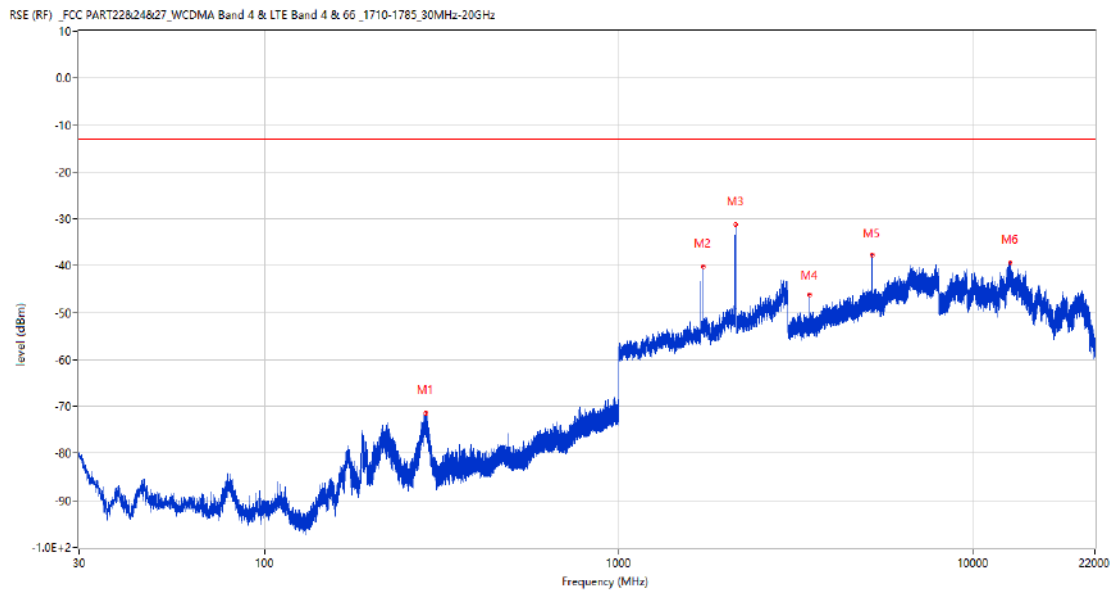
RSE-V&H LTE Band 4 BW10 CH20175



Frequency (MHz)	Result (dBm)	Factor (dB)	PK Limit (dBm)	Over Limit (dB)	Table (o)	ANT	EUT	Verdict
279.678	-72.52	-13.54	-13.0	-59.52	38.00	Vertical	Horizontal	Pass
1728.900	-45.97	2.02	-13.0	-32.97	20.00	Vertical	Horizontal	N/A
2129.600	-45.62	3.92	-13.0	-32.62	158.00	Vertical	Horizontal	N/A
3456.500	-48.65	6.68	-13.0	-35.65	360.00	Vertical	Horizontal	Pass
5184.500	-41.51	10.42	-13.0	-28.51	104.00	Vertical	Horizontal	Pass
12687.776	-38.88	16.33	-13.0	-25.88	222.00	Vertical	Horizontal	Pass

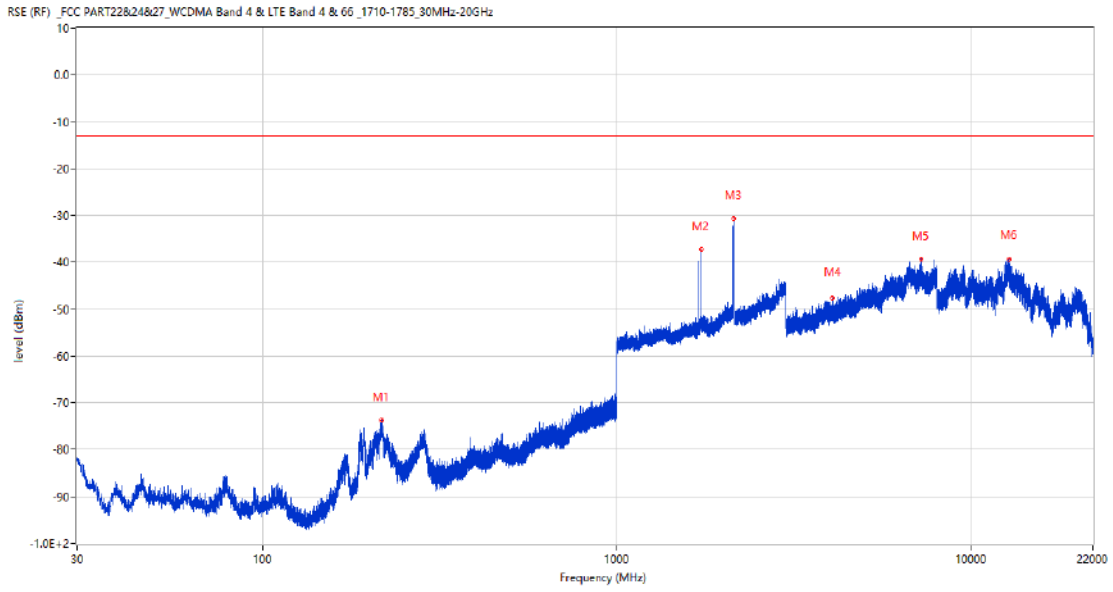
## 9.5 LTE Band 4 BW15, Middle Channel

RSE-H&H LTE Band 4 BW15 CH20175



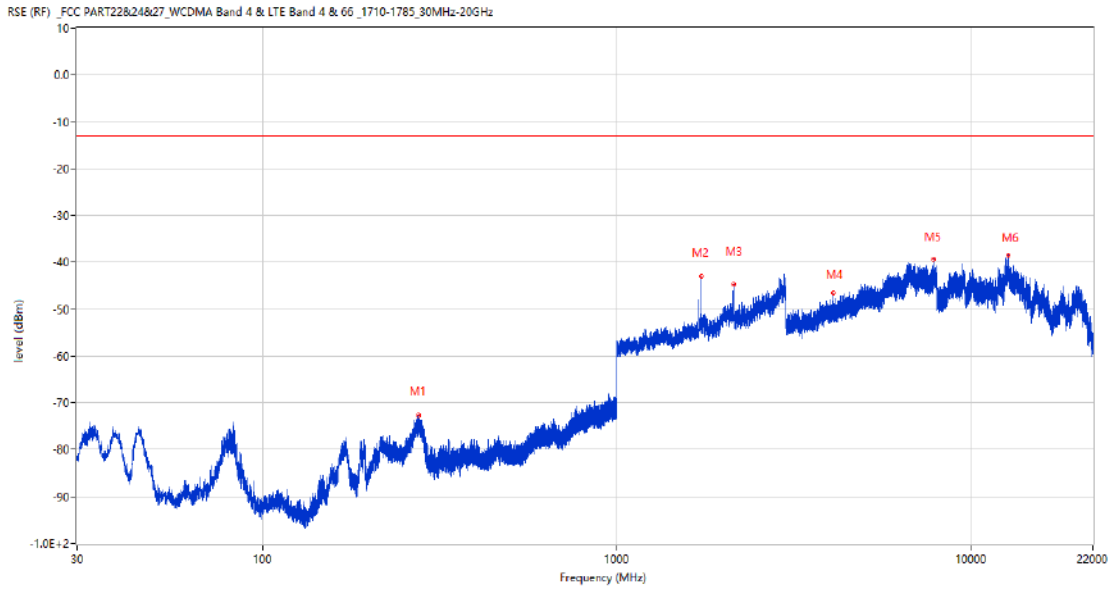
Frequency (MHz)	Result (dBm)	Factor (dB)	PK Limit (dBm)	Over Limit (dB)	Table (o)	ANT	EUT	Verdict
285.741	-71.38	-13.54	-13.0	-58.38	327.00	Horizontal	Horizontal	Pass
1726.500	-40.23	2.01	-13.0	-27.23	301.00	Horizontal	Horizontal	N/A
2134.200	-31.26	4.05	-13.0	-18.26	89.00	Horizontal	Horizontal	N/A
3452.250	-46.16	6.62	-13.0	-33.16	27.00	Horizontal	Horizontal	Pass
5178.250	-37.74	10.65	-13.0	-24.74	298.00	Horizontal	Horizontal	Pass
12674.950	-39.21	16.10	-13.0	-26.21	129.00	Horizontal	Horizontal	Pass

RSE-H&V LTE Band 4 BW15 CH20175



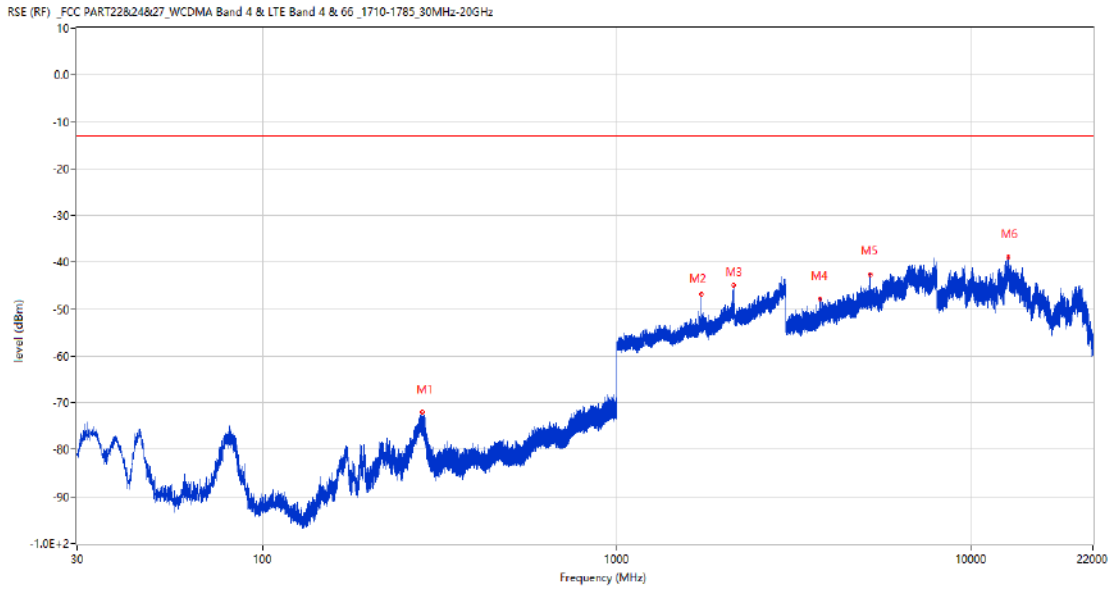
Frequency (MHz)	Result (dBm)	Factor (dB)	PK Limit (dBm)	Over Limit (dB)	Table (o)	ANT	EUT	Verdict
217.064	-73.74	-16.62	-13.0	-60.74	299.00	Horizontal	Vertical	Pass
1726.700	-37.26	2.01	-13.0	-24.26	173.00	Horizontal	Vertical	N/A
2134.700	-30.56	4.04	-13.0	-17.56	105.00	Horizontal	Vertical	N/A
4043.250	-47.64	9.26	-13.0	-34.64	62.00	Horizontal	Vertical	Pass
7203.000	-39.22	14.66	-13.0	-26.22	0.00	Horizontal	Vertical	Pass
12749.763	-39.33	16.00	-13.0	-26.33	23.00	Horizontal	Vertical	Pass

RSE-V&V LTE Band 4 BW15 CH20175



Frequency (MHz)	Result (dBm)	Factor (dB)	PK Limit (dBm)	Over Limit (dB)	Table (o)	ANT	EUT	Verdict
275.604	-72.57	-13.96	-13.0	-59.57	13.00	Vertical	Vertical	Pass
1726.600	-42.93	2.01	-13.0	-29.93	218.00	Vertical	Vertical	N/A
2132.600	-44.69	3.97	-13.0	-31.69	349.00	Vertical	Vertical	N/A
4066.250	-46.64	9.11	-13.0	-33.64	4.00	Vertical	Vertical	Pass
7817.250	-39.36	16.32	-13.0	-26.36	81.00	Vertical	Vertical	Pass
12686.349	-38.42	16.30	-13.0	-25.42	131.00	Vertical	Vertical	Pass

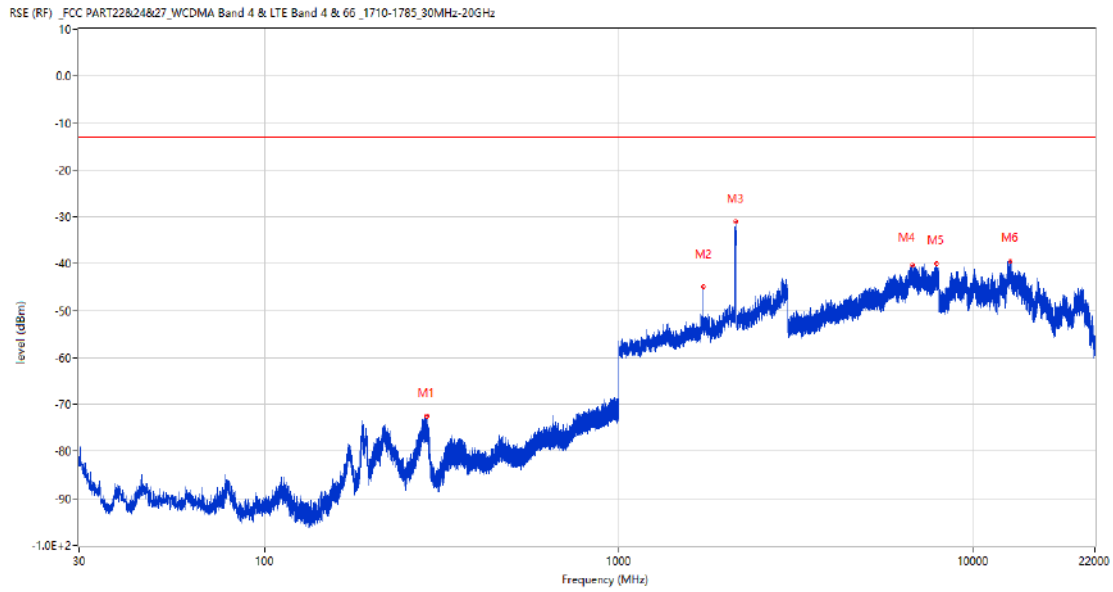
RSE-V&H LTE Band 4 BW15 CH20175



Frequency (MHz)	Result (dBm)	Factor (dB)	PK Limit (dBm)	Over Limit (dB)	Table (o)	ANT	EUT	Verdict
282.103	-72.11	-13.45	-13.0	-59.11	60.00	Vertical	Horizontal	Pass
1726.700	-46.76	2.01	-13.0	-33.76	61.00	Vertical	Horizontal	N/A
2130.800	-44.92	3.95	-13.0	-31.92	135.00	Vertical	Horizontal	N/A
3740.000	-47.74	7.43	-13.0	-34.74	1.00	Vertical	Horizontal	Pass
5177.750	-42.67	10.67	-13.0	-29.67	226.00	Vertical	Horizontal	Pass
12706.537	-38.97	16.47	-13.0	-25.97	25.00	Vertical	Horizontal	Pass

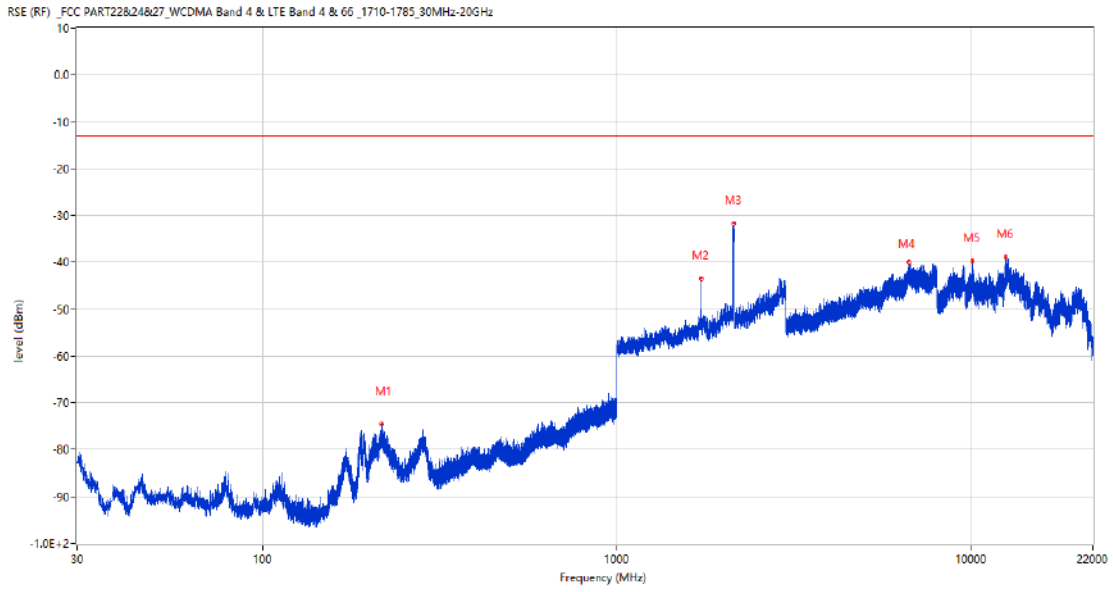
## 9.6 LTE Band 4 BW20, Middle Channel

RSE-H&H LTE Band 4 BW20 CH20175



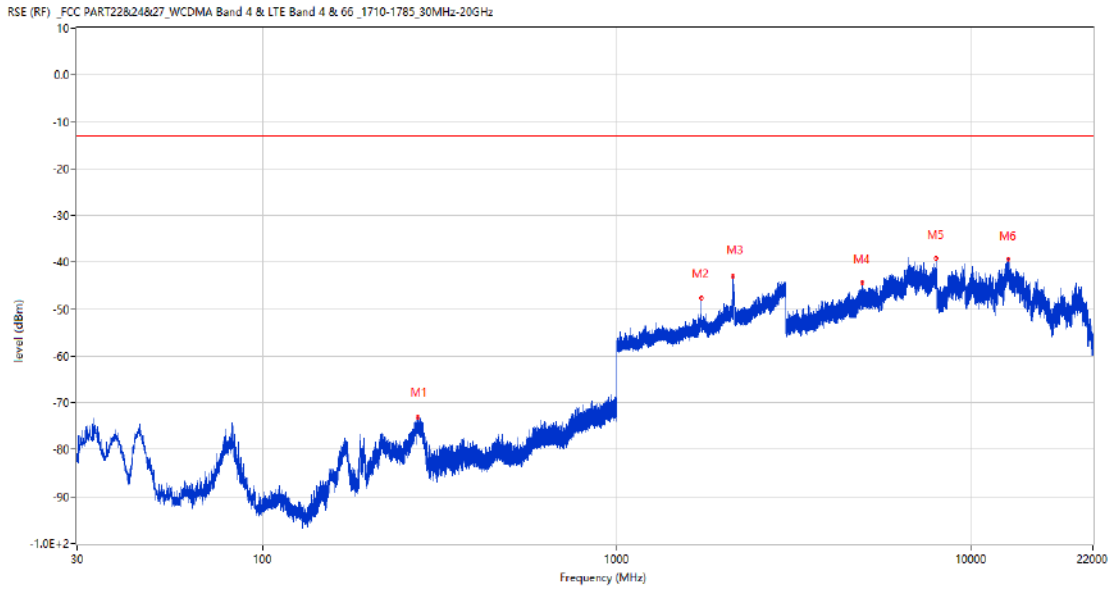
Frequency (MHz)	Result (dBm)	Factor (dB)	PK Limit (dBm)	Over Limit (dB)	Table (o)	ANT	EUT	Verdict
286.274	-72.41	-13.57	-13.0	-59.41	309.00	Horizontal	Horizontal	Pass
1724.100	-44.86	2.01	-13.0	-31.86	36.00	Horizontal	Horizontal	N/A
2137.100	-31.06	3.86	-13.0	-18.06	147.00	Horizontal	Horizontal	N/A
6731.500	-40.36	15.30	-13.0	-27.36	122.00	Horizontal	Horizontal	Pass
7876.250	-40.00	15.09	-13.0	-27.00	53.00	Horizontal	Horizontal	Pass
12686.825	-39.45	16.31	-13.0	-26.45	321.00	Horizontal	Horizontal	Pass

RSE-H&V LTE Band 4 BW20 CH20175



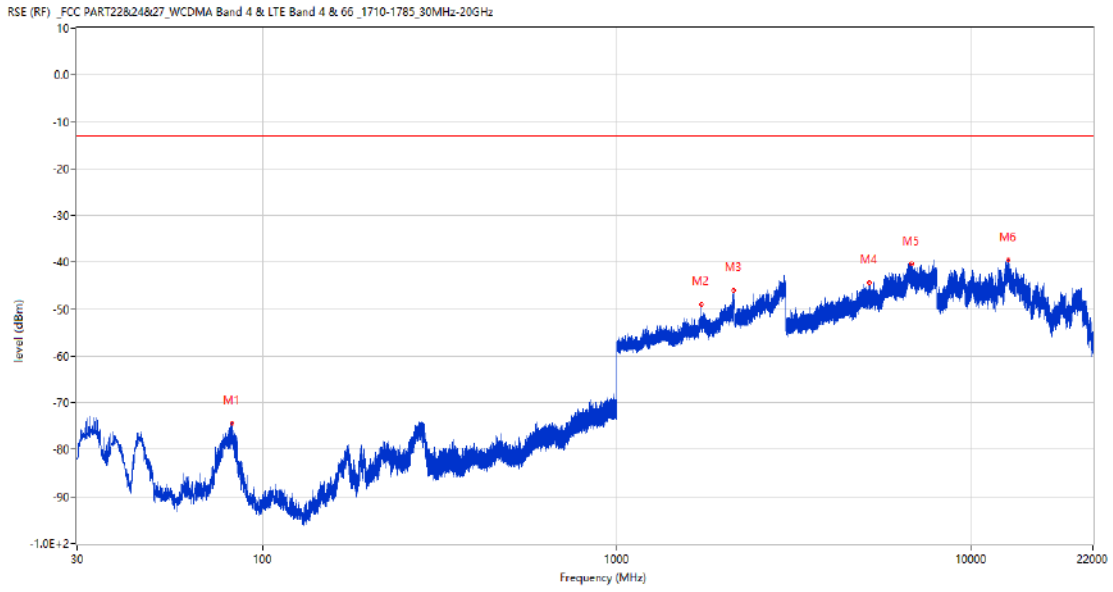
Frequency (MHz)	Result (dBm)	Factor (dB)	PK Limit (dBm)	Over Limit (dB)	Table (o)	ANT	EUT	Verdict
217.113	-74.55	-16.61	-13.0	-61.55	319.00	Horizontal	Vertical	Pass
1724.300	-43.54	2.01	-13.0	-30.54	169.00	Horizontal	Vertical	N/A
2131.800	-31.69	3.94	-13.0	-18.69	138.00	Horizontal	Vertical	N/A
6671.750	-40.02	14.59	-13.0	-27.02	51.00	Horizontal	Vertical	Pass
10046.537	-39.64	13.93	-13.0	-26.64	342.00	Horizontal	Vertical	Pass
12497.063	-38.87	15.56	-13.0	-25.87	342.00	Horizontal	Vertical	Pass

RSE-V&V LTE Band 4 BW20 CH20175



Frequency (MHz)	Result (dBm)	Factor (dB)	PK Limit (dBm)	Over Limit (dB)	Table (o)	ANT	EUT	Verdict
274.488	-73.14	-14.06	-13.0	-60.14	22.00	Vertical	Vertical	Pass
1724.300	-47.64	2.01	-13.0	-34.64	272.00	Vertical	Vertical	N/A
2127.000	-43.06	4.09	-13.0	-30.06	347.00	Vertical	Vertical	N/A
4909.250	-44.26	10.64	-13.0	-31.26	52.00	Vertical	Vertical	Pass
7974.250	-39.10	14.82	-13.0	-26.10	107.00	Vertical	Vertical	Pass
12704.400	-39.27	16.49	-13.0	-26.27	184.00	Vertical	Vertical	Pass

RSE-V&H LTE Band 4 BW20 CH20175

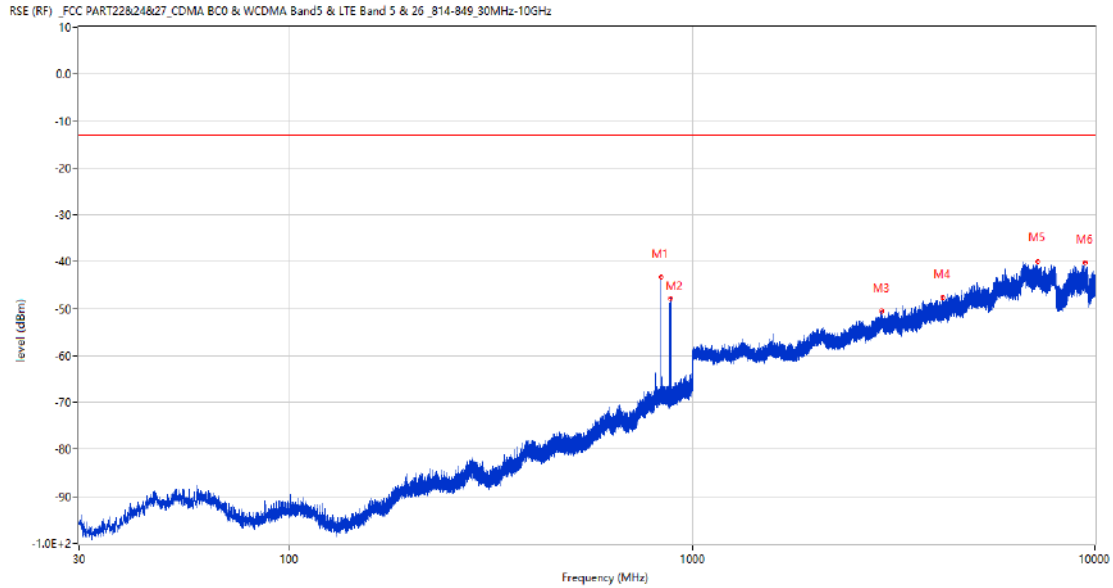


Frequency (MHz)	Result (dBm)	Factor (dB)	PK Limit (dBm)	Over Limit (dB)	Table (o)	ANT	EUT	Verdict
81.992	-74.30	-21.06	-13.0	-61.30	48.00	Vertical	Horizontal	Pass
1724.600	-48.95	2.01	-13.0	-35.95	6.00	Vertical	Horizontal	N/A
2132.400	-46.00	3.96	-13.0	-33.00	18.00	Vertical	Horizontal	N/A
5146.000	-44.23	11.12	-13.0	-31.23	1.00	Vertical	Horizontal	Pass
6772.750	-40.38	14.25	-13.0	-27.38	161.00	Vertical	Horizontal	Pass
12706.537	-39.45	16.47	-13.0	-26.45	162.00	Vertical	Horizontal	Pass

## 10 LTE Band 5

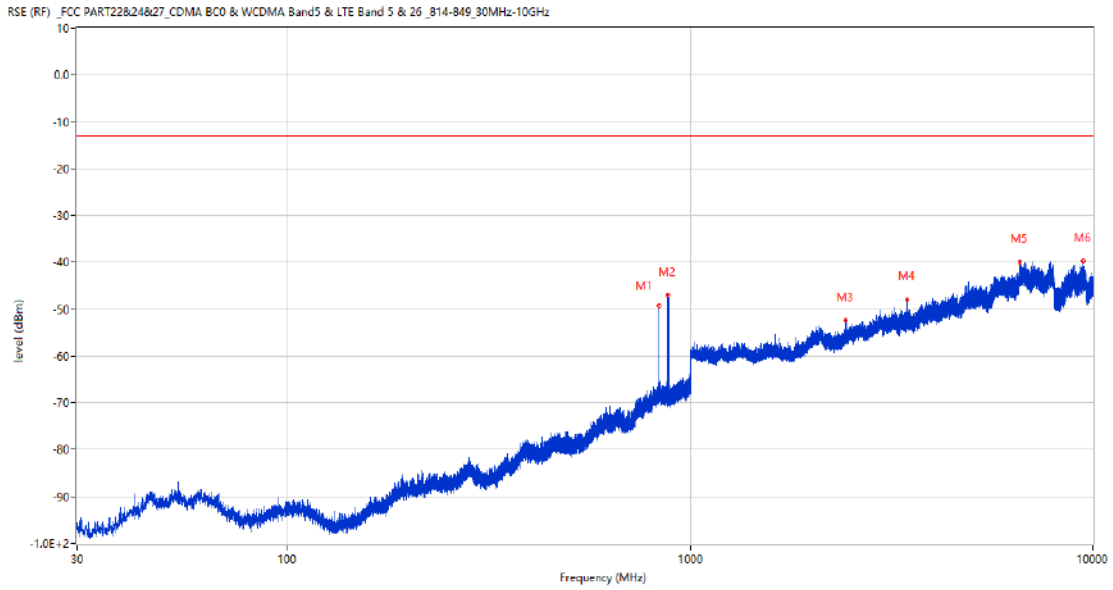
### 10.1 LTE Band 5 BW1.4, Middle Channel

RSE-H&H LTE Band 5 BW1.4 CH20525



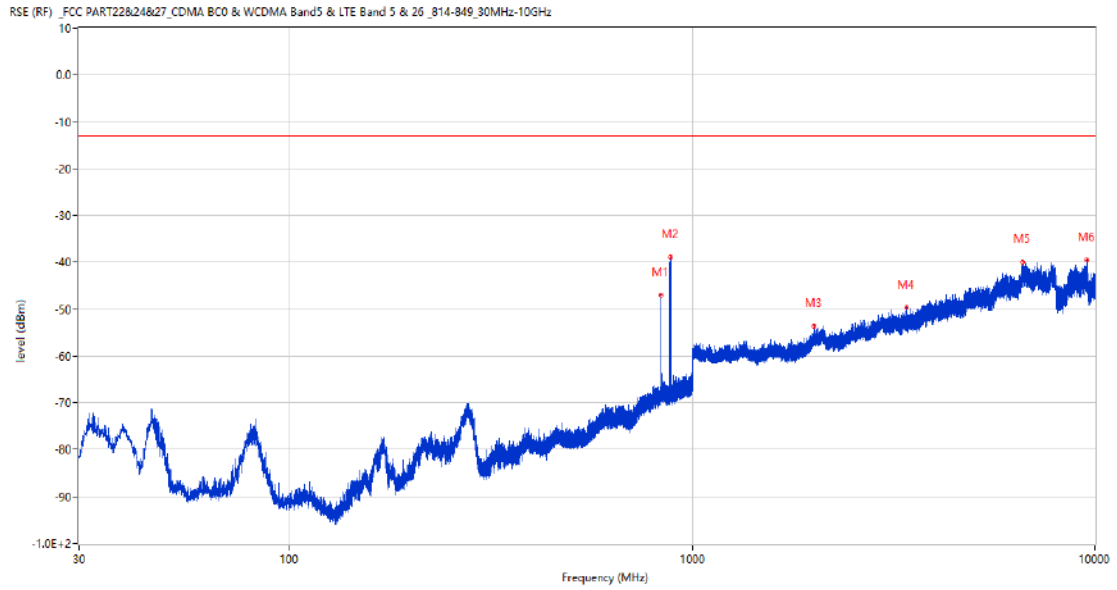
Frequency (MHz)	Result (dBm)	Factor (dB)	PK Limit (dBm)	Over Limit (dB)	Table (o)	ANT	EUT	Verdict
836.070	-43.21	4.75	-13.0	-30.21	160.00	Horizontal	Horizontal	N/A
881.757	-47.78	4.17	-13.0	-34.78	41.00	Horizontal	Horizontal	N/A
2952.800	-50.46	4.16	-13.0	-37.46	119.00	Horizontal	Horizontal	Pass
4188.000	-47.68	9.04	-13.0	-34.68	184.00	Horizontal	Horizontal	Pass
7193.750	-40.01	14.74	-13.0	-27.01	350.00	Horizontal	Horizontal	Pass
9446.500	-40.08	14.17	-13.0	-27.08	70.00	Horizontal	Horizontal	Pass

RSE-H&V LTE Band 5 BW1.4 CH20525



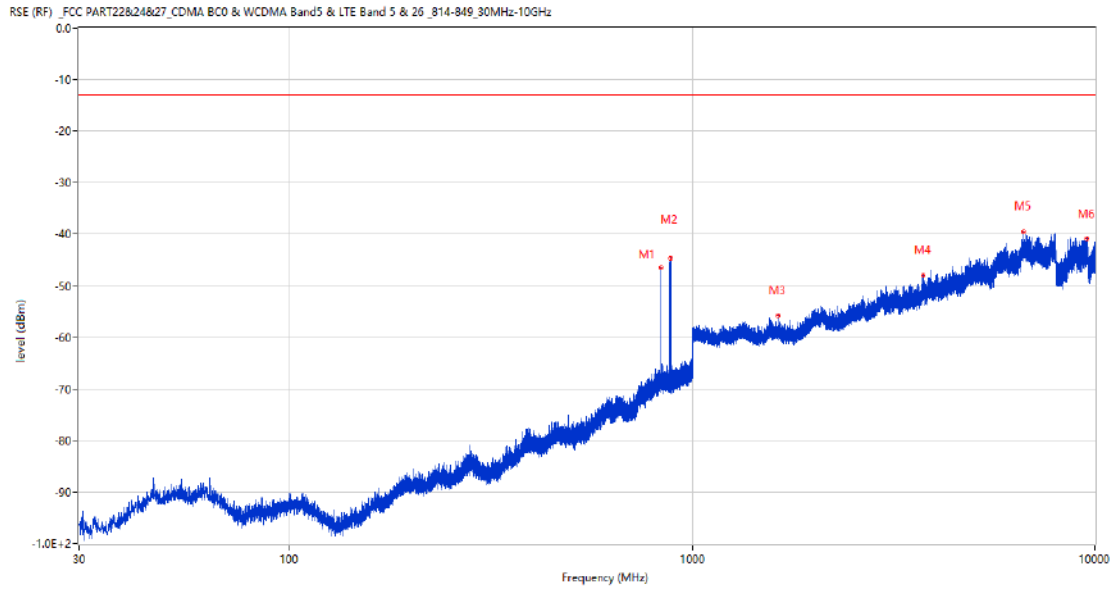
Frequency (MHz)	Result (dBm)	Factor (dB)	PK Limit (dBm)	Over Limit (dB)	Table (o)	ANT	EUT	Verdict
836.022	-49.20	4.75	-13.0	-36.20	293.00	Horizontal	Vertical	N/A
881.175	-47.06	4.17	-13.0	-34.06	236.00	Horizontal	Vertical	N/A
2425.000	-52.36	-0.23	-13.0	-39.36	350.00	Horizontal	Vertical	Pass
3453.500	-47.93	6.63	-13.0	-34.93	110.00	Horizontal	Vertical	Pass
6570.250	-39.94	14.03	-13.0	-26.94	265.00	Horizontal	Vertical	Pass
9450.100	-39.75	14.22	-13.0	-26.75	158.00	Horizontal	Vertical	Pass

RSE-V&V LTE Band 5 BW1.4 CH20525



Frequency (MHz)	Result (dBm)	Factor (dB)	PK Limit (dBm)	Over Limit (dB)	Table (o)	ANT	EUT	Verdict
836.070	-46.90	4.75	-13.0	-33.90	78.00	Vertical	Vertical	N/A
881.612	-38.98	4.17	-13.0	-25.98	239.00	Vertical	Vertical	N/A
2011.500	-53.64	-1.53	-13.0	-40.64	181.00	Vertical	Vertical	Pass
3405.500	-49.70	6.53	-13.0	-36.70	0.00	Vertical	Vertical	Pass
6628.750	-40.01	14.78	-13.0	-27.01	333.00	Vertical	Vertical	Pass
9543.999	-39.47	13.88	-13.0	-26.47	152.00	Vertical	Vertical	Pass

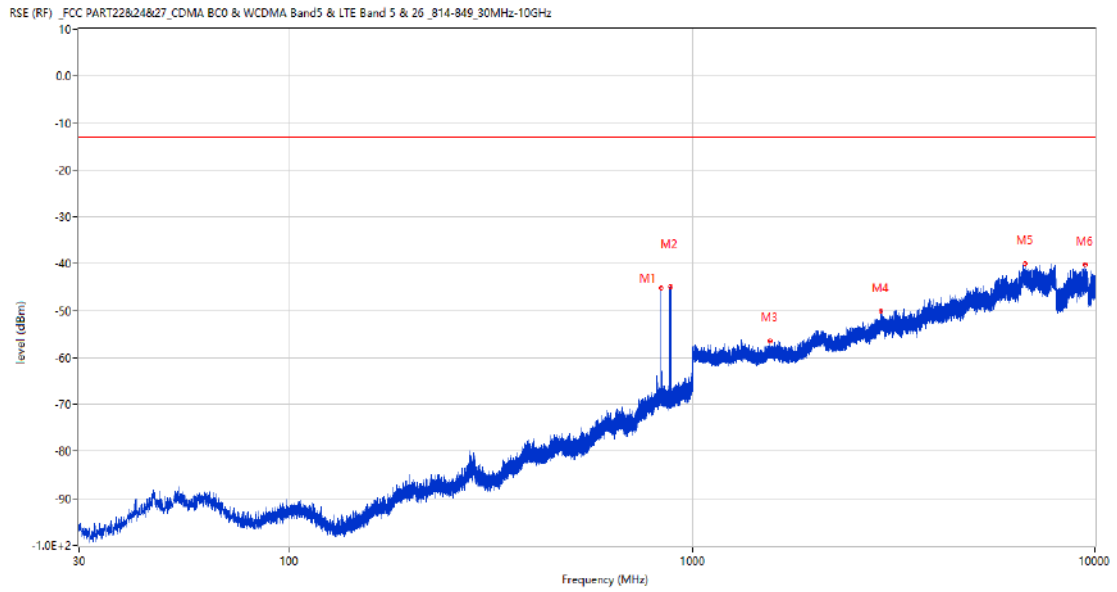
RSE-V&H LTE Band 5 BW1.4 CH20525



Frequency (MHz)	Result (dBm)	Factor (dB)	PK Limit (dBm)	Over Limit (dB)	Table (o)	ANT	EUT	Verdict
836.119	-46.52	4.76	-13.0	-33.52	303.00	Vertical	Horizontal	N/A
881.951	-44.66	4.17	-13.0	-31.66	189.00	Vertical	Horizontal	N/A
1633.600	-55.70	-4.06	-13.0	-42.70	344.00	Vertical	Horizontal	Pass
3751.500	-47.98	8.02	-13.0	-34.98	107.00	Vertical	Horizontal	Pass
6660.750	-39.61	14.74	-13.0	-26.61	207.00	Vertical	Horizontal	Pass
9568.600	-40.94	13.35	-13.0	-27.94	136.00	Vertical	Horizontal	Pass

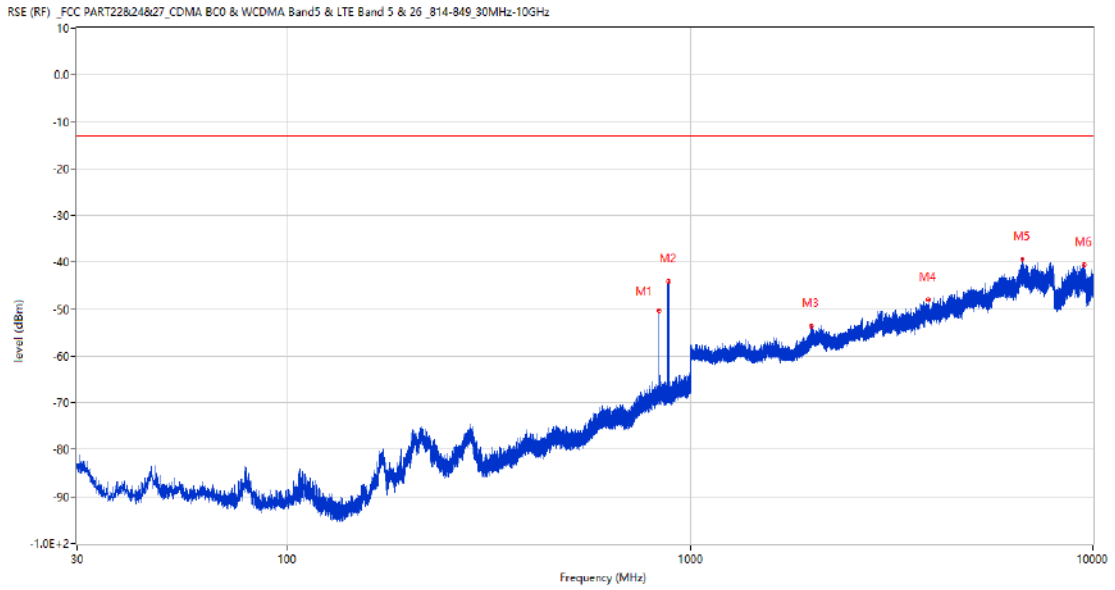
## 10.2 LTE Band 5 BW3, Middle Channel

RSE-H&H LTE Band 5 BW3 CH20525



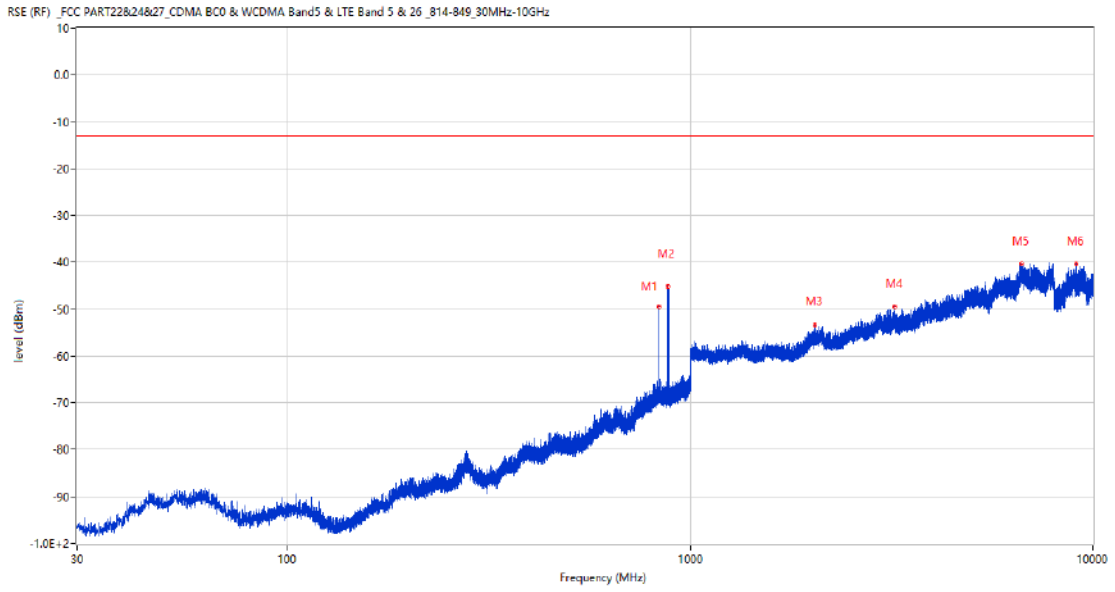
Frequency (MHz)	Result (dBm)	Factor (dB)	PK Limit (dBm)	Over Limit (dB)	Table (o)	ANT	EUT	Verdict
835.294	-45.13	4.72	-13.0	-32.13	150.00	Horizontal	Horizontal	N/A
881.466	-44.86	4.17	-13.0	-31.86	180.00	Horizontal	Horizontal	N/A
1561.000	-56.53	-3.87	-13.0	-43.53	237.00	Horizontal	Horizontal	Pass
2946.000	-50.06	3.81	-13.0	-37.06	122.00	Horizontal	Horizontal	Pass
6703.000	-39.93	15.54	-13.0	-26.93	113.00	Horizontal	Horizontal	Pass
9452.701	-40.18	14.14	-13.0	-27.18	341.00	Horizontal	Horizontal	Pass

RSE-H&V LTE Band 5 BW3 CH20525



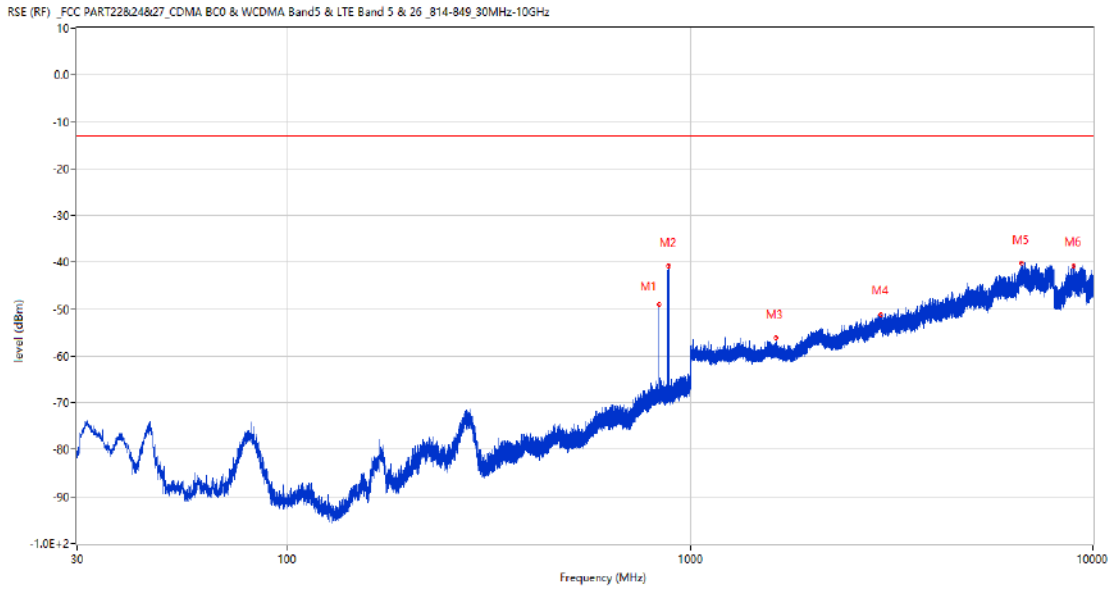
Frequency (MHz)	Result (dBm)	Factor (dB)	PK Limit (dBm)	Over Limit (dB)	Table (o)	ANT	EUT	Verdict
835.294	-50.30	4.72	-13.0	-37.30	298.00	Horizontal	Vertical	N/A
882.193	-44.15	4.17	-13.0	-31.15	37.00	Horizontal	Vertical	N/A
2002.200	-53.58	-1.63	-13.0	-40.58	56.00	Horizontal	Vertical	Pass
3898.000	-47.91	9.09	-13.0	-34.91	306.00	Horizontal	Vertical	Pass
6683.500	-39.28	14.62	-13.0	-26.28	30.00	Horizontal	Vertical	Pass
9494.901	-40.47	12.82	-13.0	-27.47	165.00	Horizontal	Vertical	Pass

RSE-V&V LTE Band 5 BW3 CH20525



Frequency (MHz)	Result (dBm)	Factor (dB)	PK Limit (dBm)	Over Limit (dB)	Table (o)	ANT	EUT	Verdict
835.197	-49.52	4.72	-13.0	-36.52	144.00	Vertical	Vertical	N/A
881.030	-45.20	4.17	-13.0	-32.20	238.00	Vertical	Vertical	N/A
2042.200	-53.48	-1.32	-13.0	-40.48	338.00	Vertical	Vertical	Pass
3215.250	-49.47	5.89	-13.0	-36.47	52.00	Vertical	Vertical	Pass
6648.000	-40.41	15.12	-13.0	-27.41	360.00	Vertical	Vertical	Pass
9088.000	-40.44	13.15	-13.0	-27.44	3.00	Vertical	Vertical	Pass

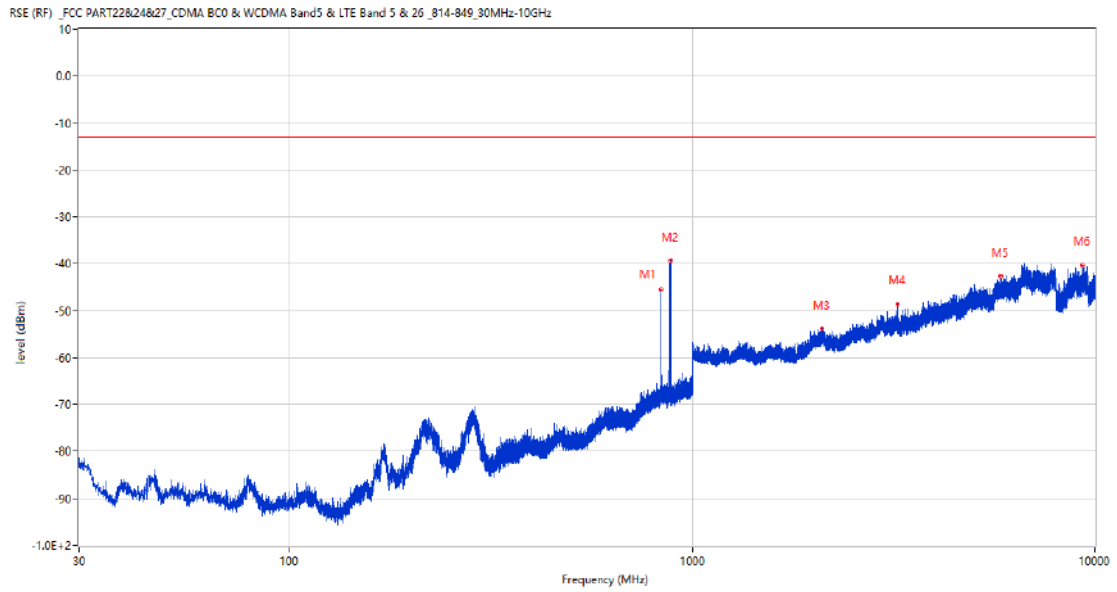
RSE-V&H LTE Band 5 BW3 CH20525



Frequency (MHz)	Result (dBm)	Factor (dB)	PK Limit (dBm)	Over Limit (dB)	Table (o)	ANT	EUT	Verdict
835.197	-49.09	4.72	-13.0	-36.09	286.00	Vertical	Horizontal	N/A
881.903	-40.81	4.17	-13.0	-27.81	332.00	Vertical	Horizontal	N/A
1630.200	-56.05	-4.01	-13.0	-43.05	35.00	Vertical	Horizontal	Pass
2967.300	-51.17	4.50	-13.0	-38.17	218.00	Vertical	Horizontal	Pass
6659.250	-40.15	14.83	-13.0	-27.15	308.00	Vertical	Horizontal	Pass
8936.100	-40.73	13.69	-13.0	-27.73	247.00	Vertical	Horizontal	Pass

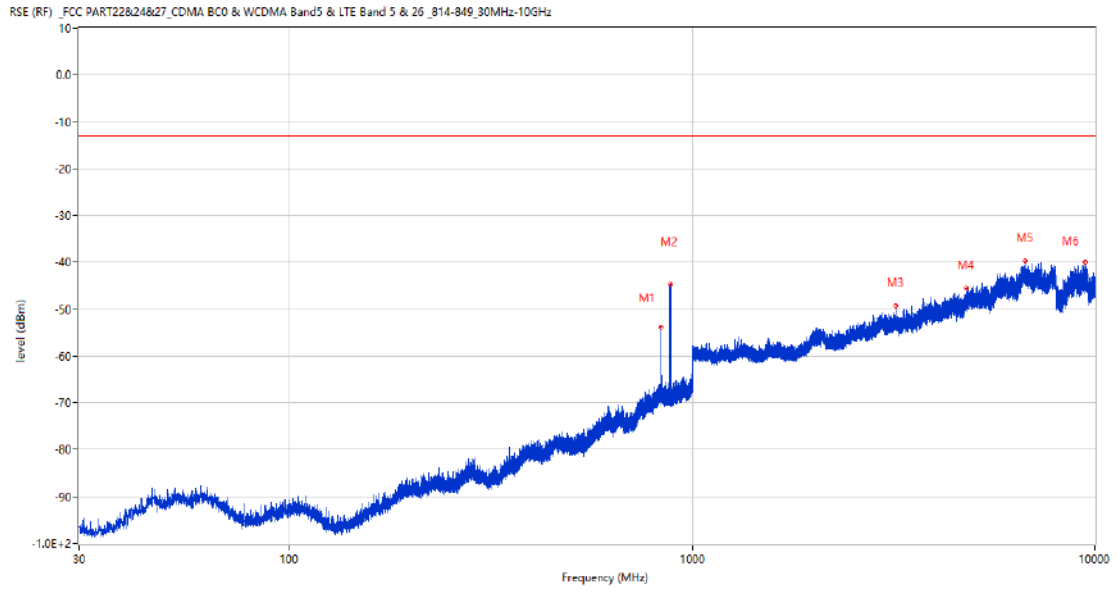
### 10.3 LTE Band 5 BW5, Middle Channel

RSE-H&H LTE Band 5 BW5 CH20525



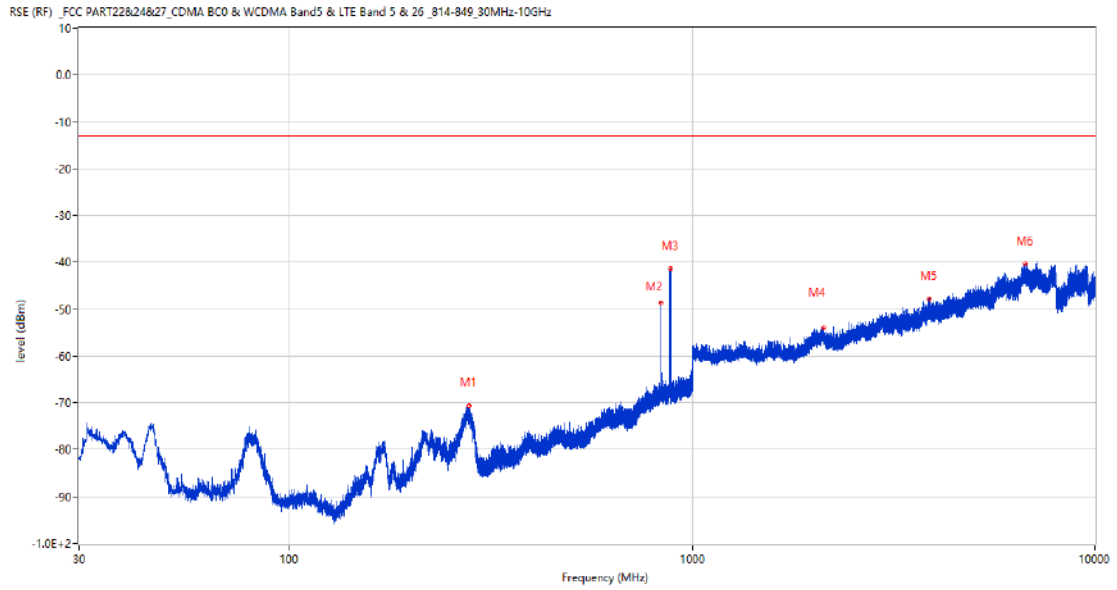
Frequency (MHz)	Result (dBm)	Factor (dB)	PK Limit (dBm)	Over Limit (dB)	Table (o)	ANT	EUT	Verdict
834.372	-45.60	4.69	-13.0	-32.60	163.00	Horizontal	Horizontal	N/A
881.660	-39.36	4.17	-13.0	-26.36	79.00	Horizontal	Horizontal	N/A
2102.300	-53.88	-0.09	-13.0	-40.88	263.00	Horizontal	Horizontal	Pass
3238.000	-48.60	6.25	-13.0	-35.60	7.00	Horizontal	Horizontal	Pass
5846.500	-42.71	12.71	-13.0	-29.71	342.00	Horizontal	Horizontal	Pass
9319.400	-40.40	15.13	-13.0	-27.40	210.00	Horizontal	Horizontal	Pass

RSE-H&V LTE Band 5 BW5 CH20525



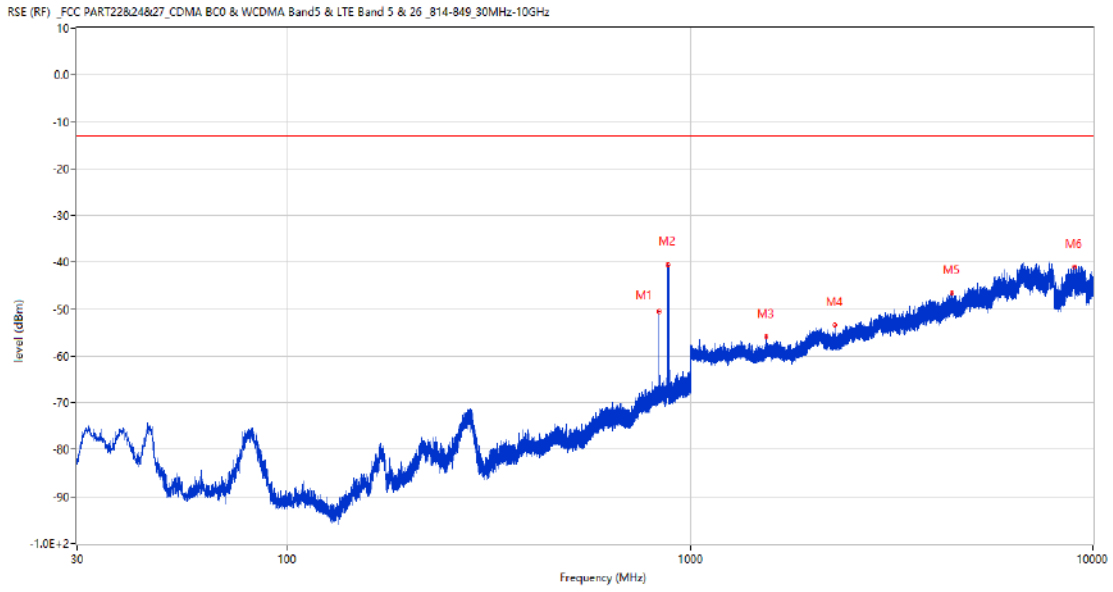
Frequency (MHz)	Result (dBm)	Factor (dB)	PK Limit (dBm)	Over Limit (dB)	Table (o)	ANT	EUT	Verdict
834.372	-53.71	4.69	-13.0	-40.71	293.00	Horizontal	Vertical	N/A
881.466	-44.66	4.17	-13.0	-31.66	50.00	Horizontal	Vertical	N/A
3198.500	-49.24	6.25	-13.0	-36.24	135.00	Horizontal	Vertical	Pass
4796.250	-45.54	9.98	-13.0	-32.54	277.00	Horizontal	Vertical	Pass
6720.000	-39.73	15.58	-13.0	-26.73	342.00	Horizontal	Vertical	Pass
9471.600	-39.96	13.55	-13.0	-26.96	1.00	Horizontal	Vertical	Pass

RSE-V&V LTE Band 5 BW5 CH20525



Frequency (MHz)	Result (dBm)	Factor (dB)	PK Limit (dBm)	Over Limit (dB)	Table (o)	ANT	EUT	Verdict
279.629	-70.67	-11.21	-13.0	-57.67	20.00	Vertical	Vertical	Pass
834.324	-48.61	4.68	-13.0	-35.61	140.00	Vertical	Vertical	N/A
882.533	-41.43	4.17	-13.0	-28.43	341.00	Vertical	Vertical	N/A
2122.100	-54.09	-1.14	-13.0	-41.09	169.00	Vertical	Vertical	Pass
3878.500	-47.78	9.02	-13.0	-34.78	168.00	Vertical	Vertical	Pass
6704.750	-40.38	15.53	-13.0	-27.38	352.00	Vertical	Vertical	Pass

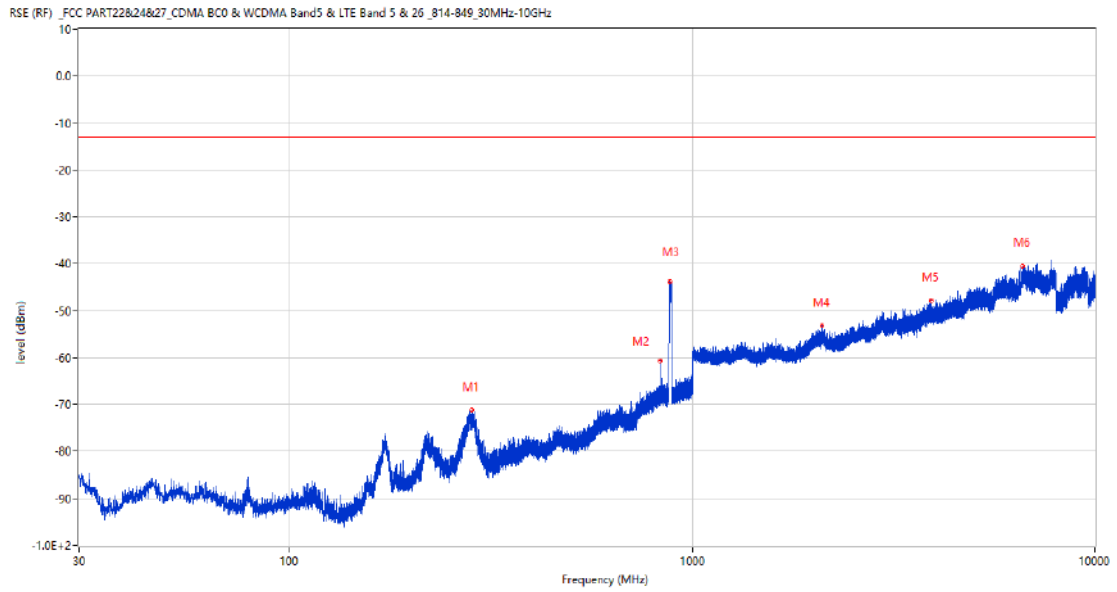
RSE-V&H LTE Band 5 BW5 CH20525



Frequency (MHz)	Result (dBm)	Factor (dB)	PK Limit (dBm)	Over Limit (dB)	Table (o)	ANT	EUT	Verdict
834.421	-50.44	4.69	-13.0	-37.44	311.00	Vertical	Horizontal	N/A
880.836	-40.45	4.17	-13.0	-27.45	341.00	Vertical	Horizontal	N/A
1548.400	-55.79	-3.95	-13.0	-42.79	85.00	Vertical	Horizontal	Pass
2290.700	-53.48	-1.15	-13.0	-40.48	35.00	Vertical	Horizontal	Pass
4479.750	-46.47	9.65	-13.0	-33.47	360.00	Vertical	Horizontal	Pass
8988.100	-41.02	13.58	-13.0	-28.02	116.00	Vertical	Horizontal	Pass

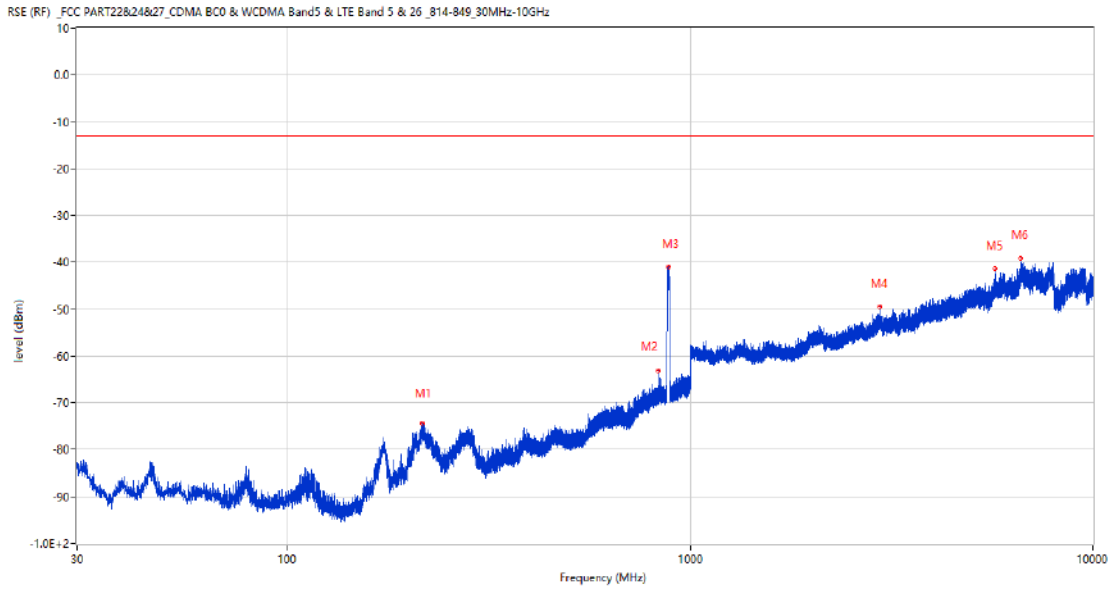
### 10.4 LTE Band 5 BW10, Middle Channel

RSE-H&H LTE Band 5 BW10 CH20525



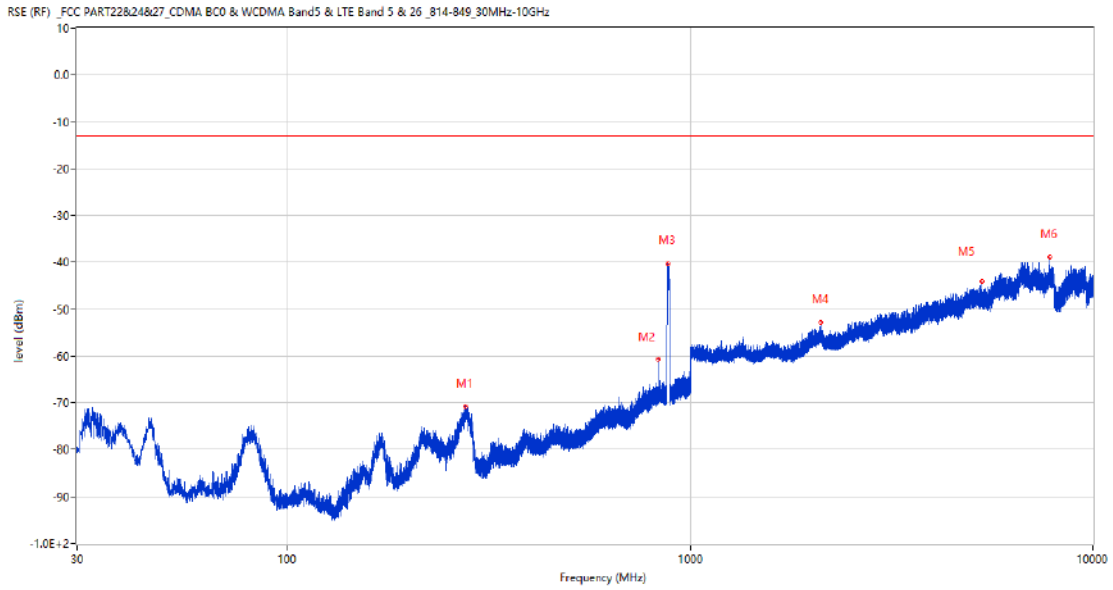
Frequency (MHz)	Result (dBm)	Factor (dB)	PK Limit (dBm)	Over Limit (dB)	Table (o)	ANT	EUT	Verdict
283.898	-71.24	-11.15	-13.0	-58.24	307.00	Horizontal	Horizontal	Pass
832.142	-60.70	4.60	-13.0	-47.70	145.00	Horizontal	Horizontal	N/A
877.683	-43.90	4.12	-13.0	-30.90	78.00	Horizontal	Horizontal	N/A
2103.800	-53.26	-0.01	-13.0	-40.26	183.00	Horizontal	Horizontal	Pass
3924.000	-47.78	8.90	-13.0	-34.78	287.00	Horizontal	Horizontal	Pass
6611.000	-40.56	14.45	-13.0	-27.56	352.00	Horizontal	Horizontal	Pass

RSE-H&V LTE Band 5 BW10 CH20525



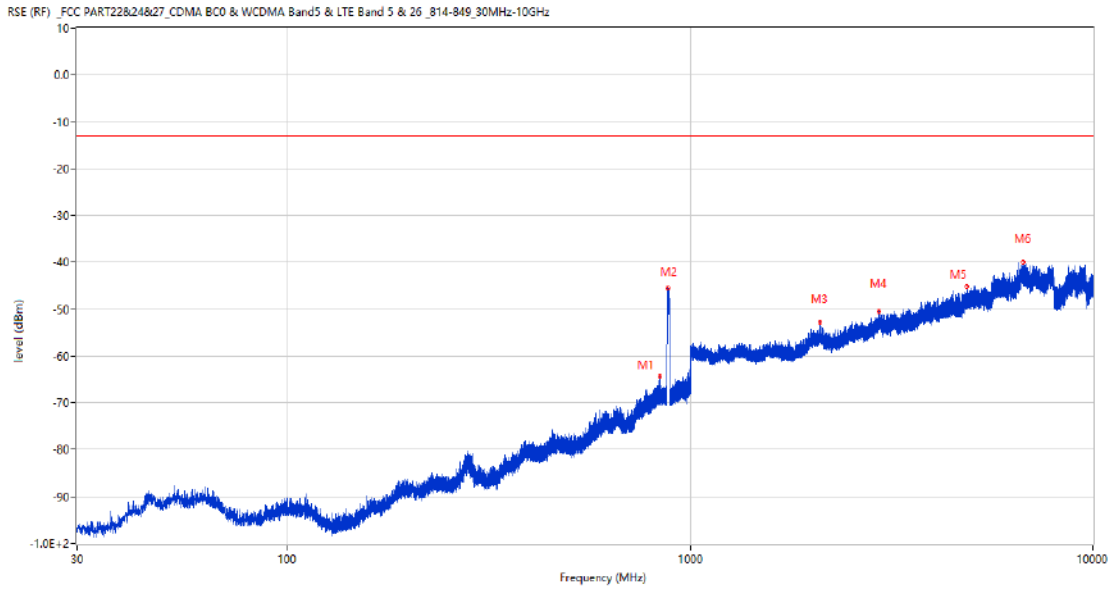
Frequency (MHz)	Result (dBm)	Factor (dB)	PK Limit (dBm)	Over Limit (dB)	Table (o)	ANT	EUT	Verdict
215.512	-74.30	-14.91	-13.0	-61.30	323.00	Horizontal	Vertical	Pass
832.142	-63.06	4.60	-13.0	-50.06	285.00	Horizontal	Vertical	N/A
883.018	-41.03	4.16	-13.0	-28.03	72.00	Horizontal	Vertical	N/A
2961.700	-49.36	4.67	-13.0	-36.36	1.00	Horizontal	Vertical	Pass
5715.750	-41.45	12.20	-13.0	-28.45	37.00	Horizontal	Vertical	Pass
6618.000	-39.19	14.58	-13.0	-26.19	27.00	Horizontal	Vertical	Pass

RSE-V&V LTE Band 5 BW10 CH20525



Frequency (MHz)	Result (dBm)	Factor (dB)	PK Limit (dBm)	Over Limit (dB)	Table (o)	ANT	EUT	Verdict
276.865	-70.87	-11.55	-13.0	-57.87	11.00	Vertical	Vertical	Pass
832.093	-60.60	4.59	-13.0	-47.60	129.00	Vertical	Vertical	N/A
877.295	-40.24	4.05	-13.0	-27.24	354.00	Vertical	Vertical	N/A
2112.900	-52.86	-0.56	-13.0	-39.86	83.00	Vertical	Vertical	Pass
5300.750	-44.14	10.46	-13.0	-31.14	147.00	Vertical	Vertical	Pass
7812.750	-38.79	16.30	-13.0	-25.79	134.00	Vertical	Vertical	Pass

RSE-V&H LTE Band 5 BW10 CH20525

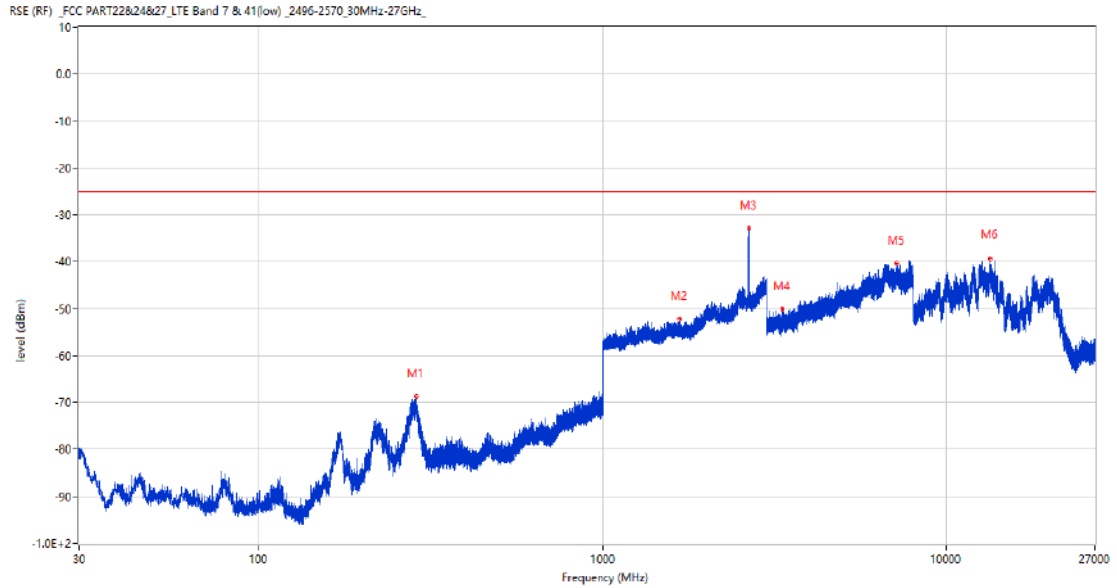


Frequency (MHz)	Result (dBm)	Factor (dB)	PK Limit (dBm)	Over Limit (dB)	Table (o)	ANT	EUT	Verdict
839.998	-64.43	4.91	-13.0	-51.43	214.00	Vertical	Horizontal	N/A
878.750	-45.59	4.23	-13.0	-32.59	336.00	Vertical	Horizontal	N/A
2103.800	-52.72	-0.01	-13.0	-39.72	232.00	Vertical	Horizontal	Pass
2946.200	-50.45	3.86	-13.0	-37.45	258.00	Vertical	Horizontal	Pass
4865.000	-45.16	10.15	-13.0	-32.16	49.00	Vertical	Horizontal	Pass
6712.500	-39.94	15.64	-13.0	-26.94	243.00	Vertical	Horizontal	Pass

# 11 LTE Band 7

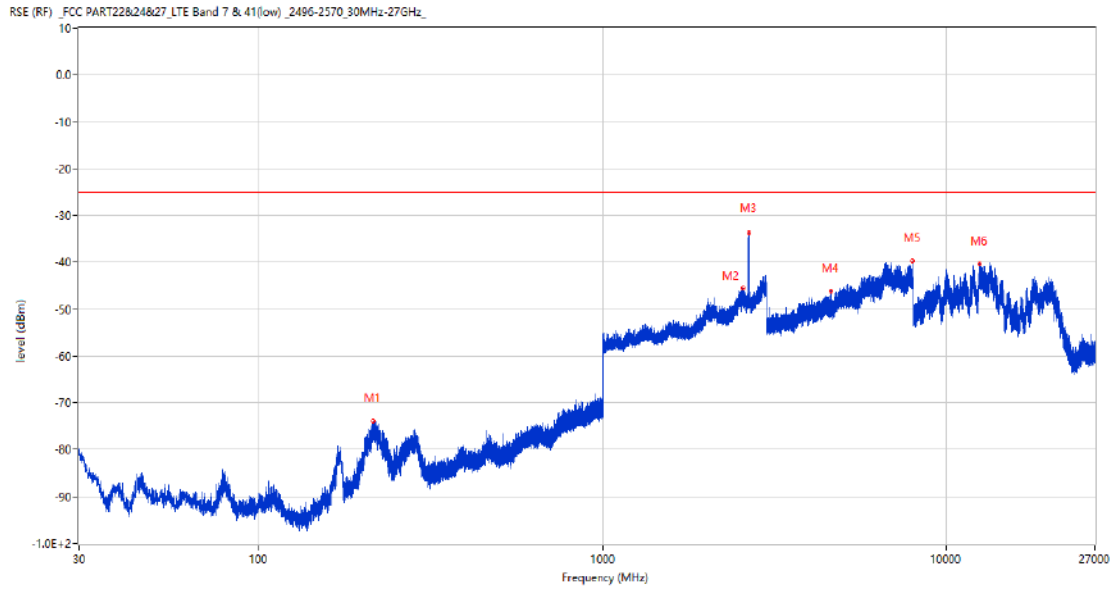
## 11.1 LTE Band 7 BW5, Middle Channel

### RSE-H&H LTE Band 7 BW5 CH21100



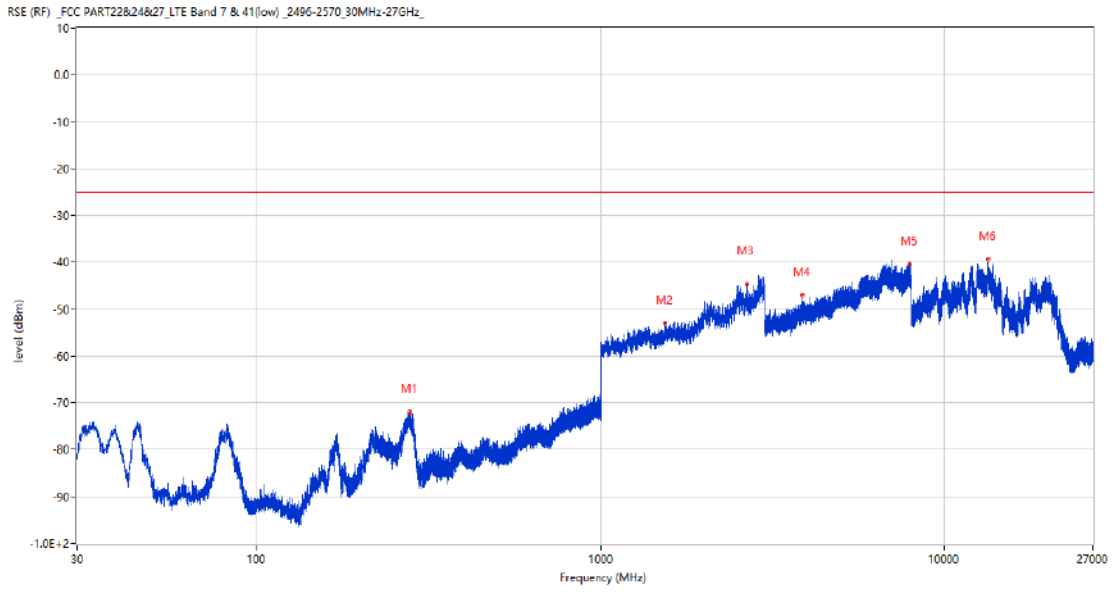
Frequency (MHz)	Result (dBm)	Factor (dB)	PK Limit (dBm)	Over Limit (dB)	Table (o)	ANT	EUT	Verdict
287.341	-68.70	-13.85	-25.0	-43.70	300.00	Horizontal	Horizontal	Pass
1675.600	-52.09	0.20	-25.0	-27.09	205.00	Horizontal	Horizontal	Pass
2655.900	-32.81	8.19	-25.0	-7.81	130.00	Horizontal	Horizontal	N/A
3337.250	-50.01	6.05	-25.0	-25.01	170.00	Horizontal	Horizontal	Pass
7169.250	-40.34	14.35	-25.0	-15.34	226.00	Horizontal	Horizontal	Pass
13385.775	-39.21	16.88	-25.0	-14.21	1.00	Horizontal	Horizontal	Pass

RSE-H&V LTE Band 7 BW5 CH21100



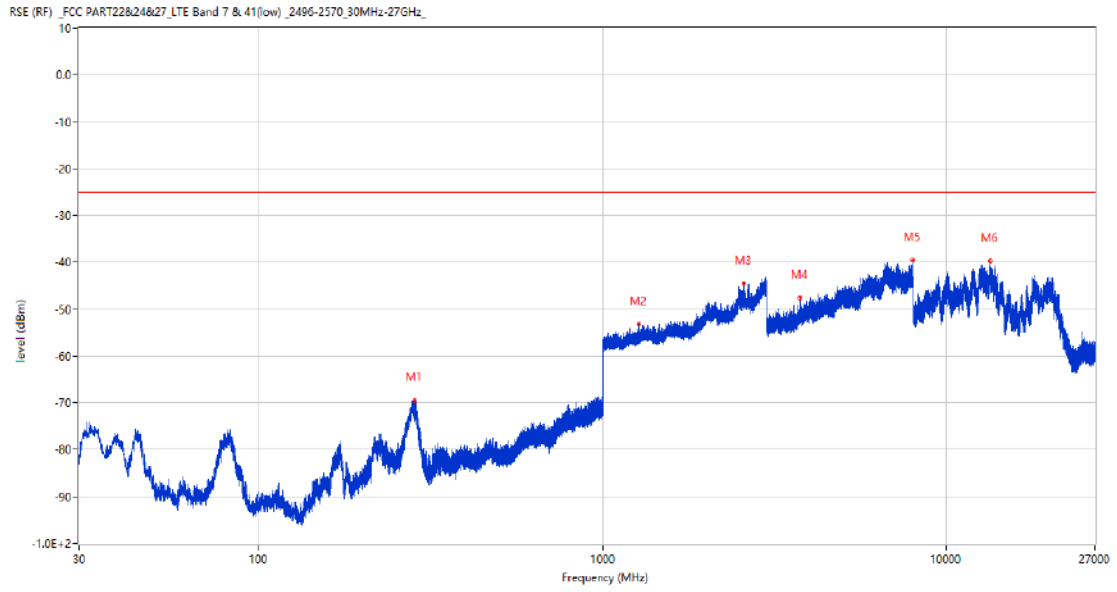
Frequency (MHz)	Result (dBm)	Factor (dB)	PK Limit (dBm)	Over Limit (dB)	Table (o)	ANT	EUT	Verdict
214.639	-73.92	-16.66	-25.0	-48.92	300.00	Horizontal	Vertical	Pass
2556.400	-45.56	8.21	-25.0	-20.56	121.00	Horizontal	Vertical	Pass
2655.500	-33.69	8.20	-25.0	-8.69	196.00	Horizontal	Vertical	N/A
4593.250	-46.06	9.42	-25.0	-21.06	289.00	Horizontal	Vertical	Pass
7951.250	-39.70	14.69	-25.0	-14.70	242.00	Horizontal	Vertical	Pass
12446.950	-40.34	14.18	-25.0	-15.34	154.00	Horizontal	Vertical	Pass

RSE-V&V LTE Band 7 BW5 CH21100



Frequency (MHz)	Result (dBm)	Factor (dB)	PK Limit (dBm)	Over Limit (dB)	Table (o)	ANT	EUT	Verdict
279.193	-71.93	-13.53	-25.0	-46.93	11.00	Vertical	Vertical	Pass
1541.100	-53.01	0.06	-25.0	-28.01	360.00	Vertical	Vertical	Pass
2656.200	-44.78	8.18	-25.0	-19.78	194.00	Vertical	Vertical	N/A
3858.250	-46.97	8.73	-25.0	-21.97	186.00	Vertical	Vertical	Pass
7931.000	-40.44	14.75	-25.0	-15.44	18.00	Vertical	Vertical	Pass
13390.763	-39.40	16.92	-25.0	-14.40	254.00	Vertical	Vertical	Pass

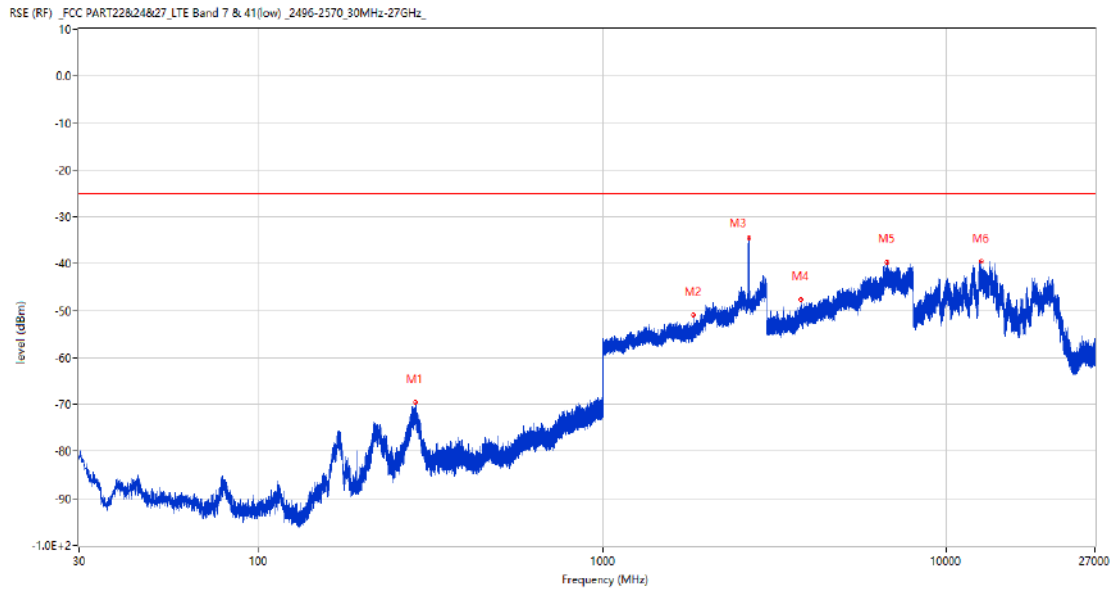
RSE-V&H LTE Band 7 BW5 CH21100



Frequency (MHz)	Result (dBm)	Factor (dB)	PK Limit (dBm)	Over Limit (dB)	Table (o)	ANT	EUT	Verdict
283.655	-69.45	-13.48	-25.0	-44.45	30.00	Vertical	Horizontal	Pass
1273.900	-53.18	-0.76	-25.0	-28.18	283.00	Vertical	Horizontal	Pass
2573.200	-44.53	8.48	-25.0	-19.53	215.00	Vertical	Horizontal	Pass
3754.250	-47.66	8.21	-25.0	-22.66	272.00	Vertical	Horizontal	Pass
7962.000	-39.53	14.58	-25.0	-14.53	338.00	Vertical	Horizontal	Pass
13354.537	-39.82	16.58	-25.0	-14.82	255.00	Vertical	Horizontal	Pass

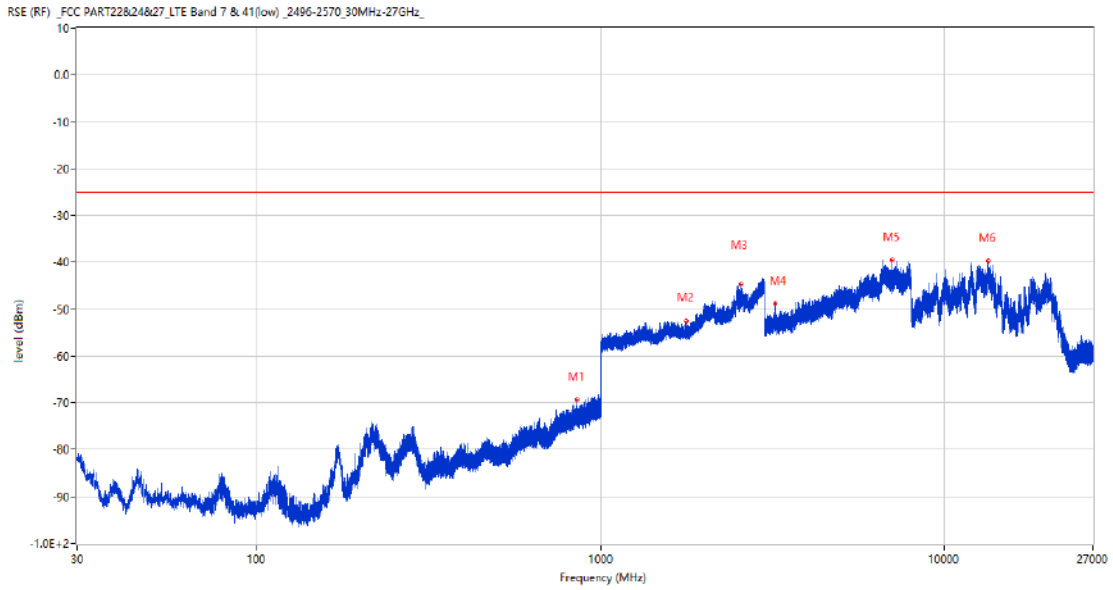
## 11.2 LTE Band 7 BW10, Middle Channel

### RSE-H&H LTE Band 7 BW10 CH21100



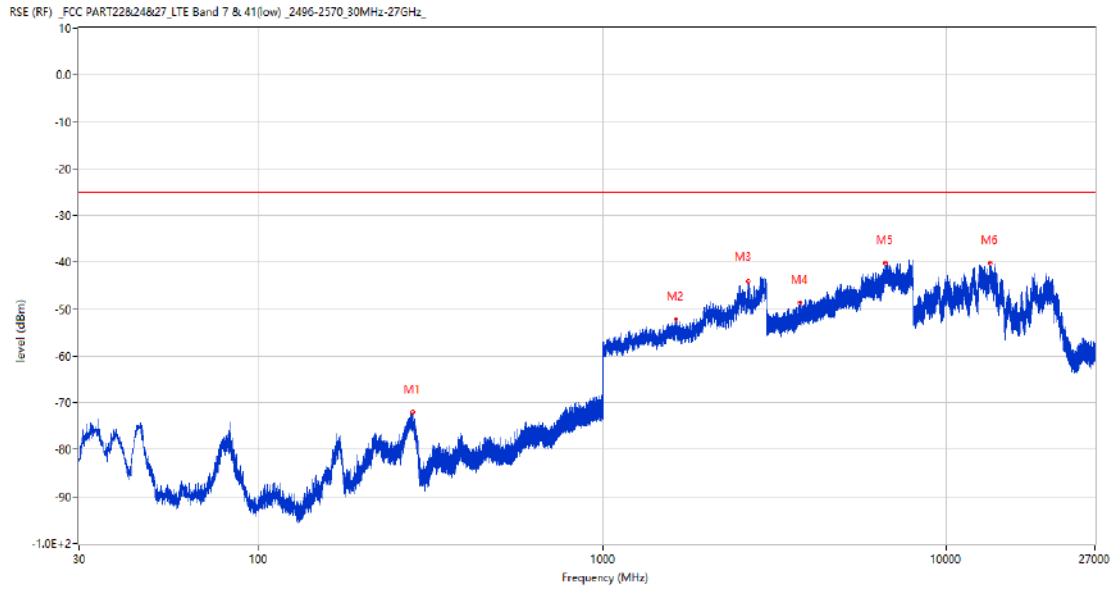
Frequency (MHz)	Result (dBm)	Factor (dB)	PK Limit (dBm)	Over Limit (dB)	Table (o)	ANT	EUT	Verdict
285.304	-69.56	-13.52	-25.0	-44.56	299.00	Horizontal	Horizontal	Pass
1837.500	-50.95	0.49	-25.0	-25.95	360.00	Horizontal	Horizontal	Pass
2656.600	-34.51	8.13	-25.0	-9.51	192.00	Horizontal	Horizontal	N/A
3763.250	-47.58	8.92	-25.0	-22.58	309.00	Horizontal	Horizontal	Pass
6713.000	-39.81	15.70	-25.0	-14.81	101.00	Horizontal	Horizontal	Pass
12653.575	-39.56	14.31	-25.0	-14.56	110.00	Horizontal	Horizontal	Pass

RSE-H&V LTE Band 7 BW10 CH21100



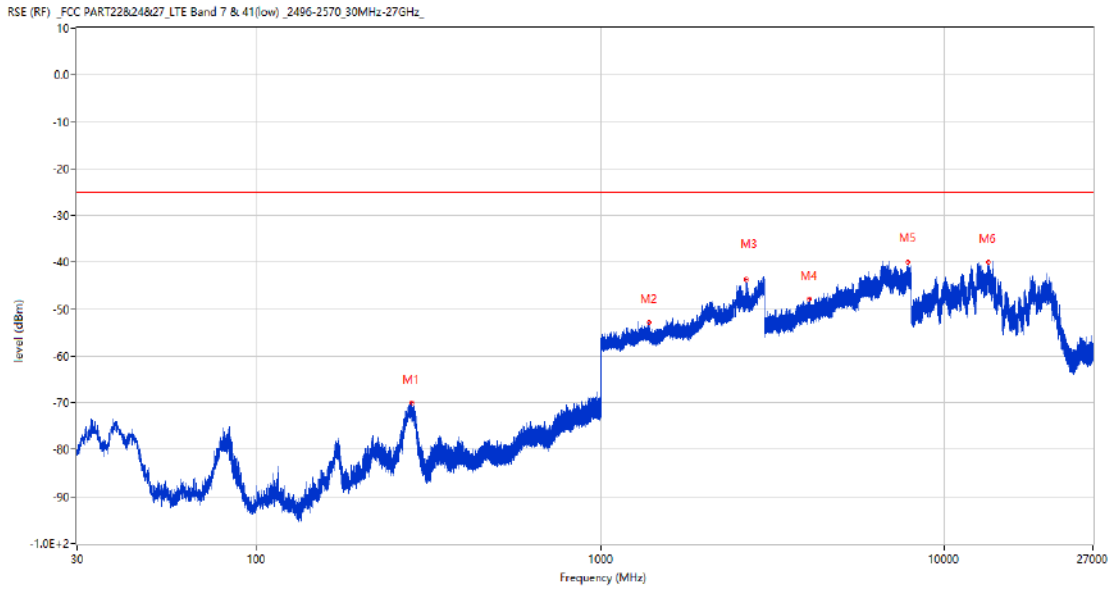
Frequency (MHz)	Result (dBm)	Factor (dB)	PK Limit (dBm)	Over Limit (dB)	Table (o)	ANT	EUT	Verdict
855.518	-69.40	-0.16	-25.0	-44.40	63.00	Horizontal	Vertical	Pass
1771.100	-52.48	-0.06	-25.0	-27.48	186.00	Horizontal	Vertical	Pass
2554.900	-44.67	8.19	-25.0	-19.67	117.00	Horizontal	Vertical	N/A
3218.250	-48.74	6.17	-25.0	-23.74	242.00	Horizontal	Vertical	Pass
7059.250	-39.49	14.17	-25.0	-14.49	197.00	Horizontal	Vertical	Pass
13402.313	-39.65	16.96	-25.0	-14.65	319.00	Horizontal	Vertical	Pass

RSE-V&V LTE Band 7 BW10 CH21100



Frequency (MHz)	Result (dBm)	Factor (dB)	PK Limit (dBm)	Over Limit (dB)	Table (o)	ANT	EUT	Verdict
279.581	-72.03	-13.53	-25.0	-47.03	9.00	Vertical	Vertical	Pass
1629.700	-52.21	0.29	-25.0	-27.21	339.00	Vertical	Vertical	Pass
2652.700	-44.11	8.42	-25.0	-19.11	180.00	Vertical	Vertical	N/A
3749.250	-48.56	7.83	-25.0	-23.56	52.00	Vertical	Vertical	Pass
6648.500	-40.20	15.17	-25.0	-15.20	143.00	Vertical	Vertical	Pass
13367.663	-40.20	16.71	-25.0	-15.20	14.00	Vertical	Vertical	Pass

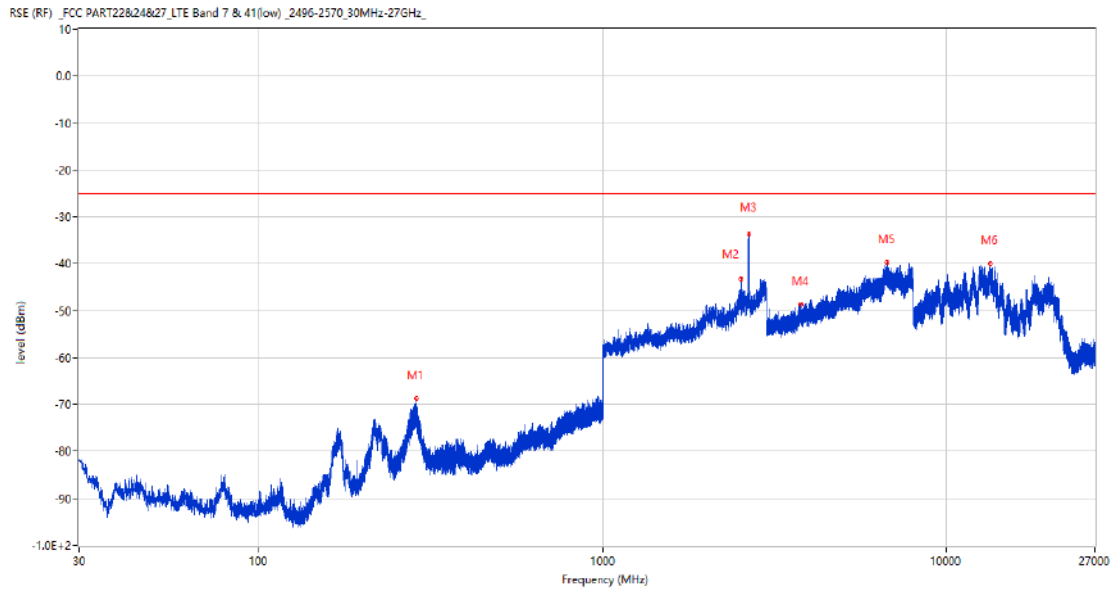
RSE-V&H LTE Band 7 BW10 CH21100



Frequency (MHz)	Result (dBm)	Factor (dB)	PK Limit (dBm)	Over Limit (dB)	Table (o)	ANT	EUT	Verdict
280.987	-70.02	-13.57	-25.0	-45.02	32.00	Vertical	Horizontal	Pass
1382.500	-52.83	-0.43	-25.0	-27.83	343.00	Vertical	Horizontal	Pass
2652.700	-43.74	8.42	-25.0	-18.74	116.00	Vertical	Horizontal	N/A
4037.750	-47.85	9.30	-25.0	-22.85	0.00	Vertical	Horizontal	Pass
7826.000	-39.99	15.93	-25.0	-14.99	318.00	Vertical	Horizontal	Pass
13361.362	-39.95	16.65	-25.0	-14.95	204.00	Vertical	Horizontal	Pass

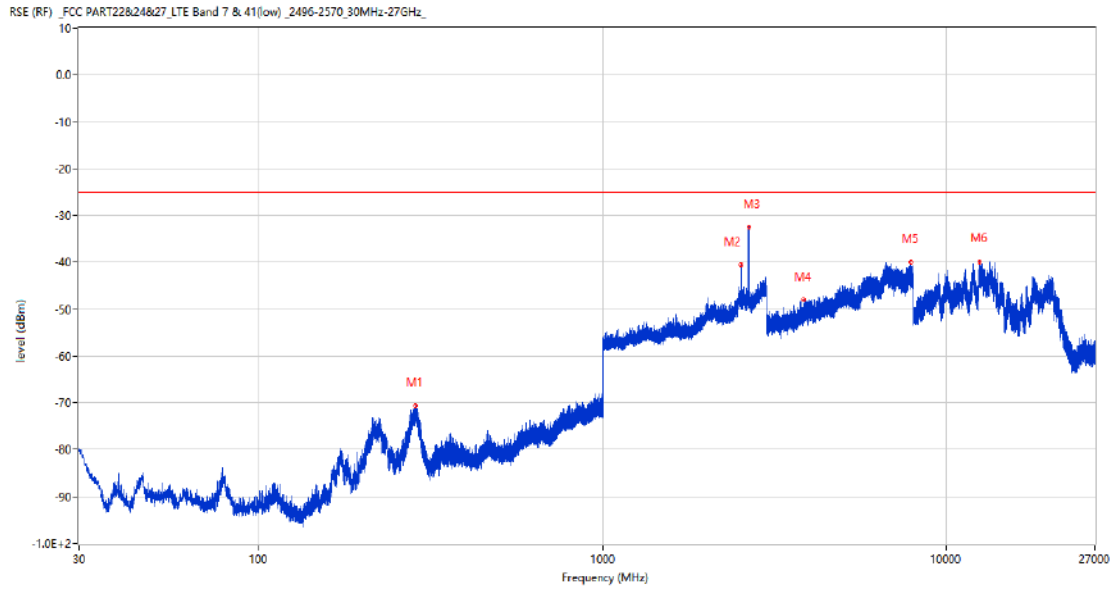
### 11.3 LTE Band 7 BW15, Middle Channel

#### RSE-H&H LTE Band 7 BW15 CH21100



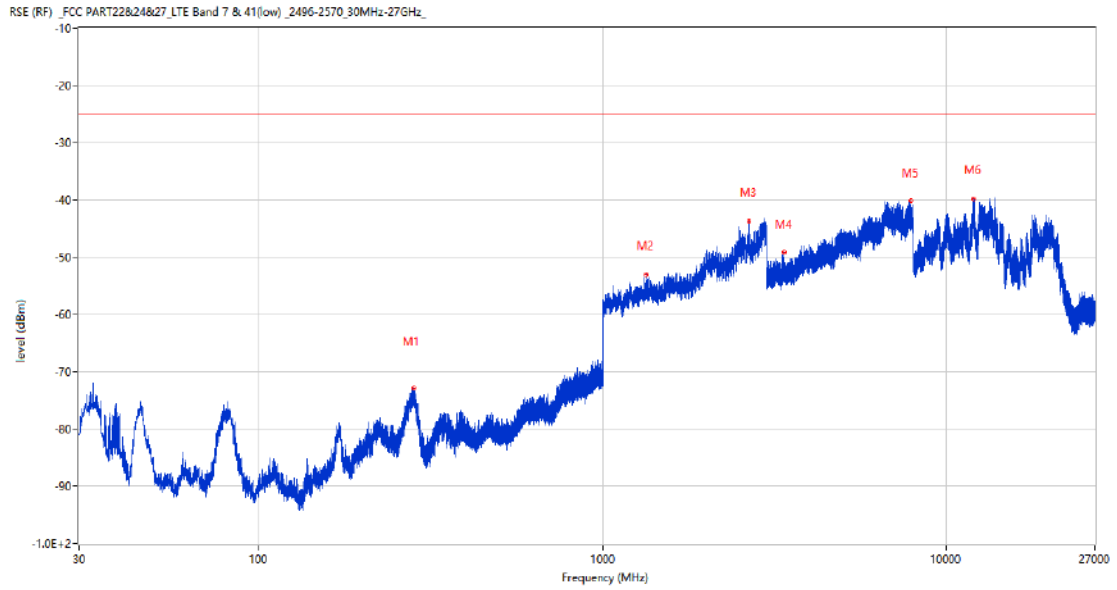
Frequency (MHz)	Result (dBm)	Factor (dB)	PK Limit (dBm)	Over Limit (dB)	Table (o)	ANT	EUT	Verdict
287.535	-68.66	-13.89	-25.0	-43.66	311.00	Horizontal	Horizontal	Pass
2529.100	-43.22	8.19	-25.0	-18.22	298.00	Horizontal	Horizontal	N/A
2657.100	-33.62	8.05	-25.0	-8.62	141.00	Horizontal	Horizontal	N/A
3768.750	-48.67	8.78	-25.0	-23.67	276.00	Horizontal	Horizontal	Pass
6709.000	-39.66	15.63	-25.0	-14.66	155.00	Horizontal	Horizontal	Pass
13349.026	-39.89	16.50	-25.0	-14.89	137.00	Horizontal	Horizontal	Pass

RSE-H&V LTE Band 7 BW15 CH21100



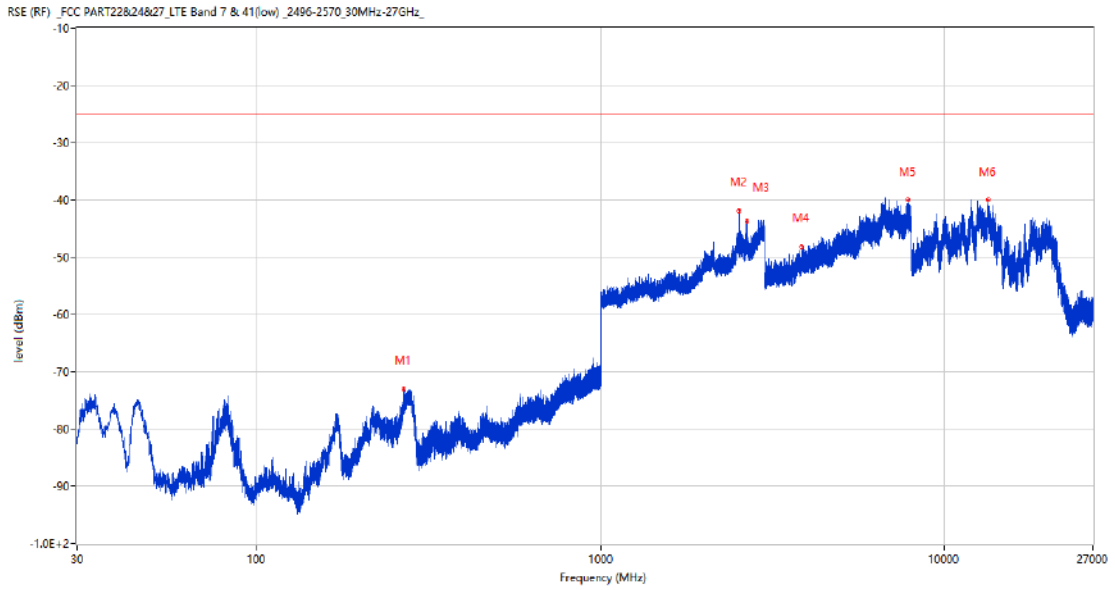
Frequency (MHz)	Result (dBm)	Factor (dB)	PK Limit (dBm)	Over Limit (dB)	Table (o)	ANT	EUT	Verdict
284.479	-70.64	-13.51	-25.0	-45.64	314.00	Horizontal	Vertical	Pass
2529.100	-40.50	8.19	-25.0	-15.50	322.00	Horizontal	Vertical	N/A
2656.900	-32.56	8.09	-25.0	-7.56	144.00	Horizontal	Vertical	N/A
3844.750	-47.94	8.31	-25.0	-22.94	252.00	Horizontal	Vertical	Pass
7877.250	-40.00	15.13	-25.0	-15.00	197.00	Horizontal	Vertical	Pass
12501.576	-40.00	14.69	-25.0	-15.00	335.00	Horizontal	Vertical	Pass

RSE-V&V LTE Band 7 BW15 CH21100



Frequency (MHz)	Result (dBm)	Factor (dB)	PK Limit (dBm)	Over Limit (dB)	Table (o)	ANT	EUT	Verdict
282.054	-72.94	-13.45	-25.0	-47.94	28.00	Vertical	Vertical	Pass
1336.500	-53.01	-0.38	-25.0	-28.01	332.00	Vertical	Vertical	Pass
2661.600	-43.79	7.87	-25.0	-18.79	119.00	Vertical	Vertical	N/A
3364.250	-49.23	6.89	-25.0	-24.23	54.00	Vertical	Vertical	Pass
7898.750	-40.20	14.95	-25.0	-15.20	264.00	Vertical	Vertical	Pass
11955.562	-39.80	13.99	-25.0	-14.80	354.00	Vertical	Vertical	Pass

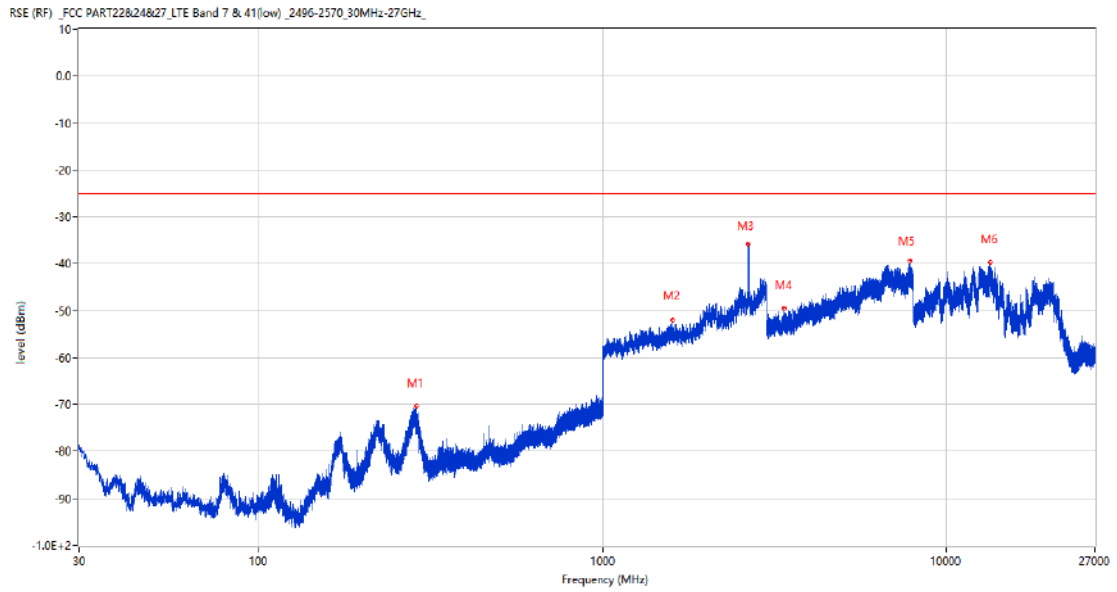
RSE-V&H LTE Band 7 BW15 CH21100



Frequency (MHz)	Result (dBm)	Factor (dB)	PK Limit (dBm)	Over Limit (dB)	Table (o)	ANT	EUT	Verdict
267.796	-72.97	-14.71	-25.0	-47.97	0.00	Vertical	Horizontal	Pass
2529.200	-41.81	8.19	-25.0	-16.81	201.00	Vertical	Horizontal	N/A
2656.400	-43.74	8.16	-25.0	-18.74	350.00	Vertical	Horizontal	N/A
3826.750	-48.15	7.79	-25.0	-23.15	138.00	Vertical	Horizontal	Pass
7818.250	-40.01	16.33	-25.0	-15.01	51.00	Vertical	Horizontal	Pass
13351.650	-40.08	16.56	-25.0	-15.08	360.00	Vertical	Horizontal	Pass

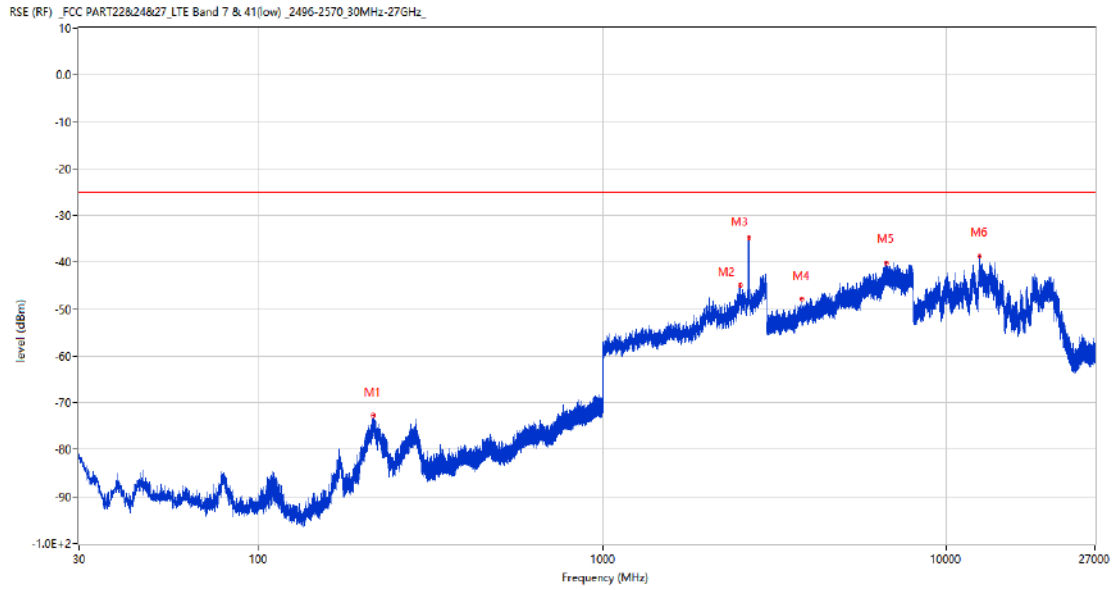
### 11.4 LTE Band 7 BW20, Middle Channel

#### RSE-H&H LTE Band 7 BW20 CH21100



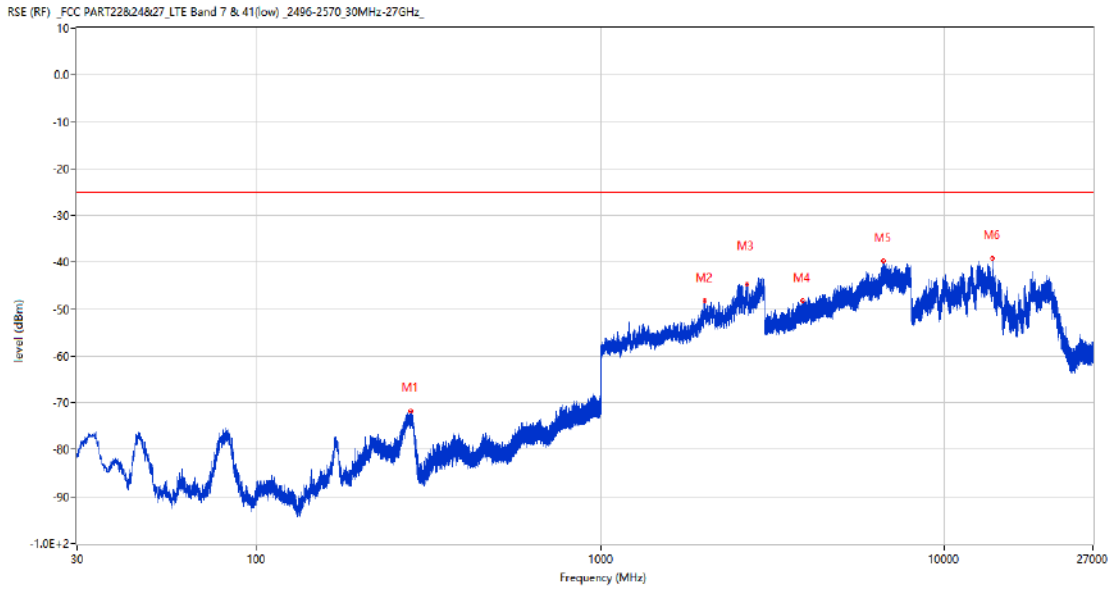
Frequency (MHz)	Result (dBm)	Factor (dB)	PK Limit (dBm)	Over Limit (dB)	Table (o)	ANT	EUT	Verdict
287.583	-70.39	-13.89	-25.0	-45.39	291.00	Horizontal	Horizontal	Pass
1591.200	-52.04	0.06	-25.0	-27.04	137.00	Horizontal	Horizontal	Pass
2647.300	-35.77	8.49	-25.0	-10.77	131.00	Horizontal	Horizontal	N/A
3364.000	-49.53	6.88	-25.0	-24.53	231.00	Horizontal	Horizontal	Pass
7816.500	-39.40	16.35	-25.0	-14.40	100.00	Horizontal	Horizontal	Pass
13365.562	-39.75	16.69	-25.0	-14.75	22.00	Horizontal	Horizontal	Pass

RSE-H&V LTE Band 7 BW20 CH21100



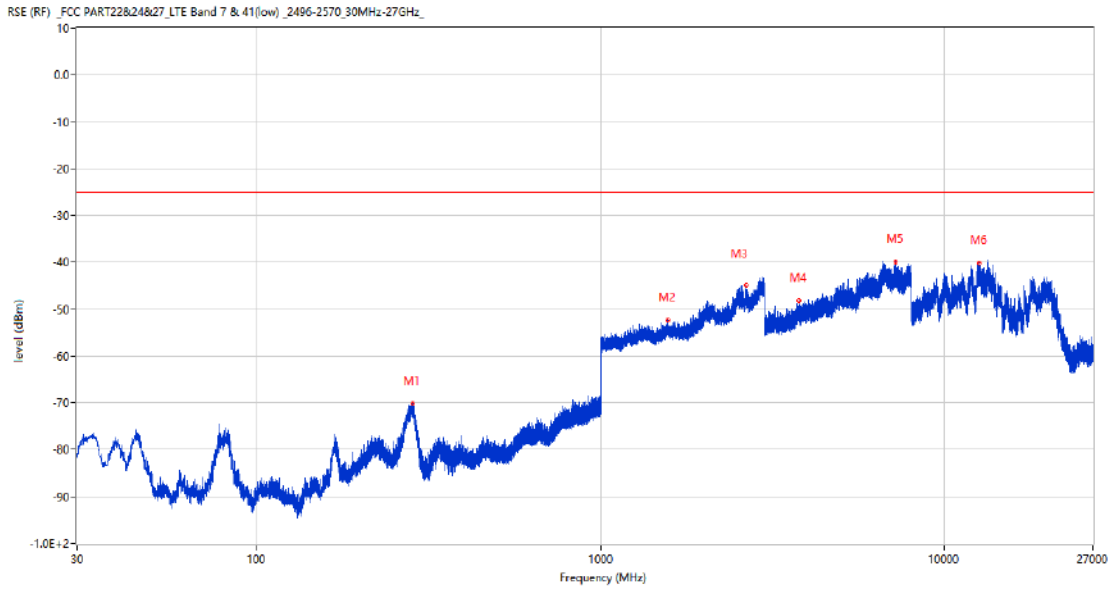
Frequency (MHz)	Result (dBm)	Factor (dB)	PK Limit (dBm)	Over Limit (dB)	Table (o)	ANT	EUT	Verdict
215.270	-72.68	-16.66	-25.0	-47.68	306.00	Horizontal	Vertical	Pass
2506.900	-44.86	8.27	-25.0	-19.86	49.00	Horizontal	Vertical	N/A
2663.100	-34.77	8.01	-25.0	-9.77	150.00	Horizontal	Vertical	N/A
3782.000	-47.80	7.86	-25.0	-22.80	111.00	Horizontal	Vertical	Pass
6659.500	-40.20	14.85	-25.0	-15.20	316.00	Horizontal	Vertical	Pass
12503.474	-38.76	14.66	-25.0	-13.76	1.00	Horizontal	Vertical	Pass

RSE-V&V LTE Band 7 BW20 CH21100



Frequency (MHz)	Result (dBm)	Factor (dB)	PK Limit (dBm)	Over Limit (dB)	Table (o)	ANT	EUT	Verdict
279.484	-71.75	-13.53	-25.0	-46.75	16.00	Vertical	Vertical	Pass
2000.500	-48.20	3.70	-25.0	-23.20	353.00	Vertical	Vertical	Pass
2663.600	-44.73	7.95	-25.0	-19.73	195.00	Vertical	Vertical	N/A
3858.750	-48.28	8.81	-25.0	-23.28	132.00	Vertical	Vertical	Pass
6656.000	-39.69	15.05	-25.0	-14.69	298.00	Vertical	Vertical	Pass
13822.312	-39.12	16.49	-25.0	-14.12	246.00	Vertical	Vertical	Pass

RSE-V&H LTE Band 7 BW20 CH21100

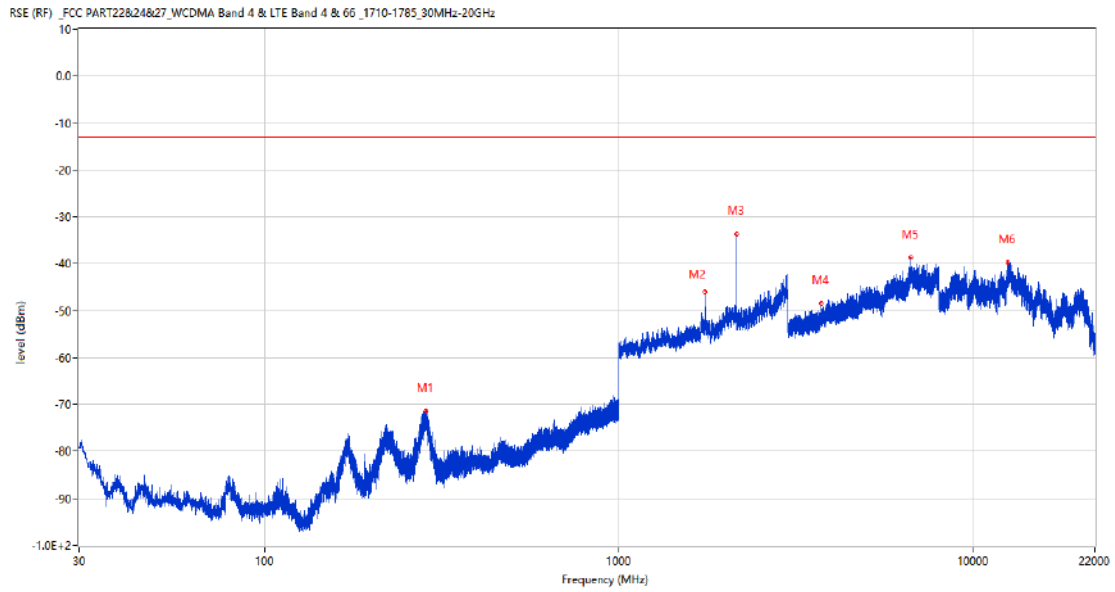


Frequency (MHz)	Result (dBm)	Factor (dB)	PK Limit (dBm)	Over Limit (dB)	Table (o)	ANT	EUT	Verdict
282.830	-70.16	-13.46	-25.0	-45.16	50.00	Vertical	Horizontal	Pass
1562.600	-52.26	0.36	-25.0	-27.26	256.00	Vertical	Horizontal	Pass
2654.300	-44.98	8.31	-25.0	-19.98	212.00	Vertical	Horizontal	N/A
3762.750	-48.28	8.87	-25.0	-23.28	108.00	Vertical	Horizontal	Pass
7196.750	-39.91	14.70	-25.0	-14.91	341.00	Vertical	Horizontal	Pass
12588.738	-40.20	14.12	-25.0	-15.20	27.00	Vertical	Horizontal	Pass

12 LTE Band 66

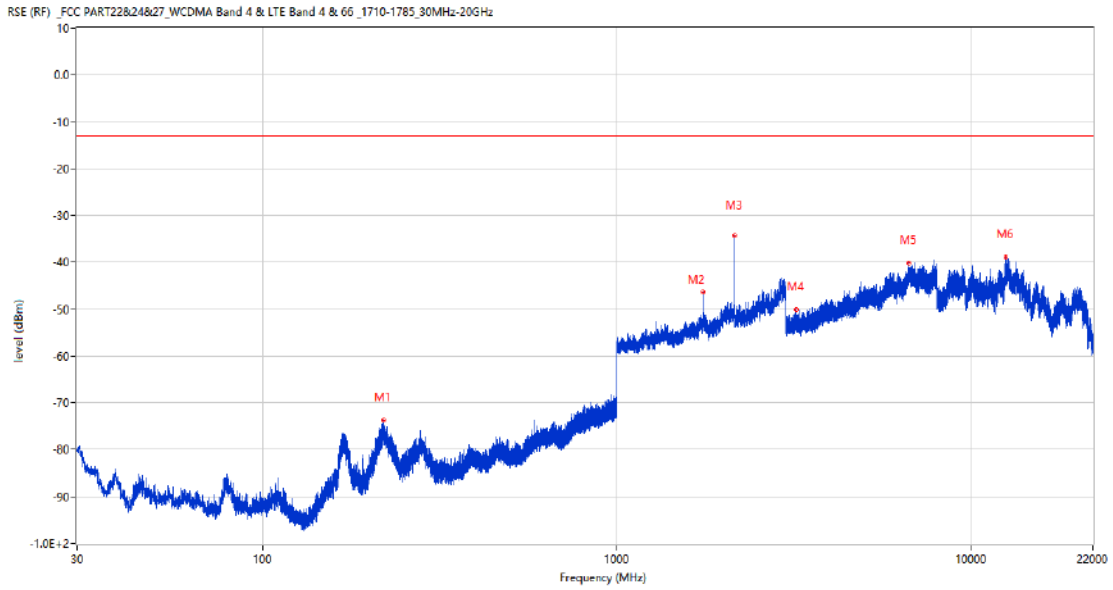
12.1 LTE Band 66 BW1.4, Middle Channel

RSE-H&H LTE Band 66 BW1.4 CH132322



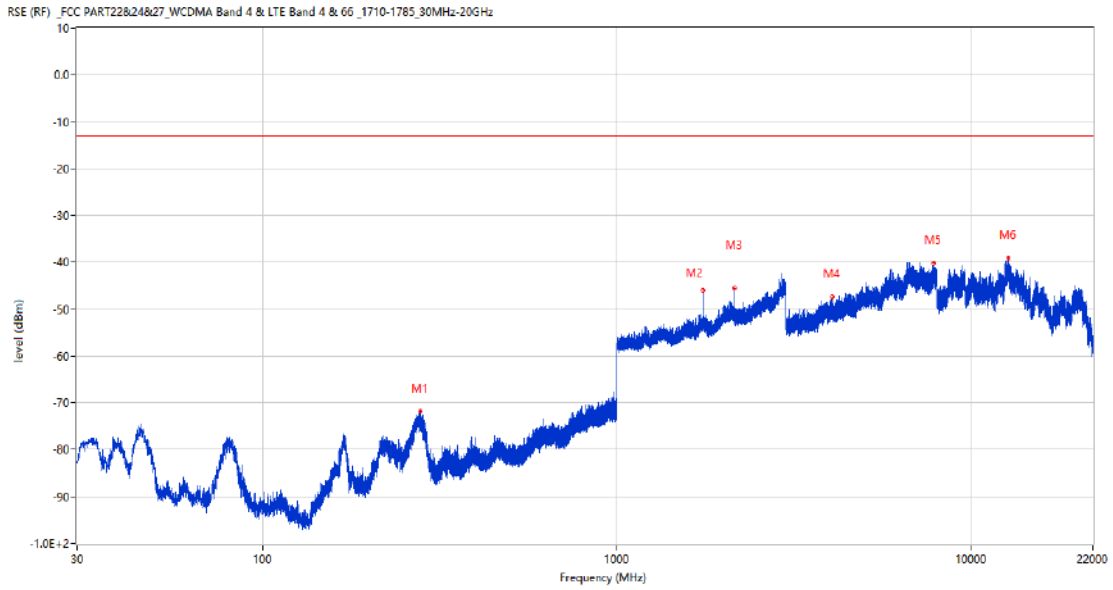
Frequency (MHz)	Result (dBm)	Factor (dB)	PK Limit (dBm)	Over Limit (dB)	Table (o)	ANT	EUT	Verdict
285.353	-71.41	-13.52	-13.0	-58.41	289.00	Horizontal	Horizontal	Pass
1745.400	-45.87	2.05	-13.0	-32.87	9.00	Horizontal	Horizontal	N/A
2145.700	-33.62	3.41	-13.0	-20.62	97.00	Horizontal	Horizontal	N/A
3720.500	-48.46	7.89	-13.0	-35.46	297.00	Horizontal	Horizontal	Pass
6663.500	-38.72	14.66	-13.0	-25.72	34.00	Horizontal	Horizontal	Pass
12507.275	-39.69	15.51	-13.0	-26.69	360.00	Horizontal	Horizontal	Pass

RSE-H&V LTE Band 66 BW1.4 CH132322



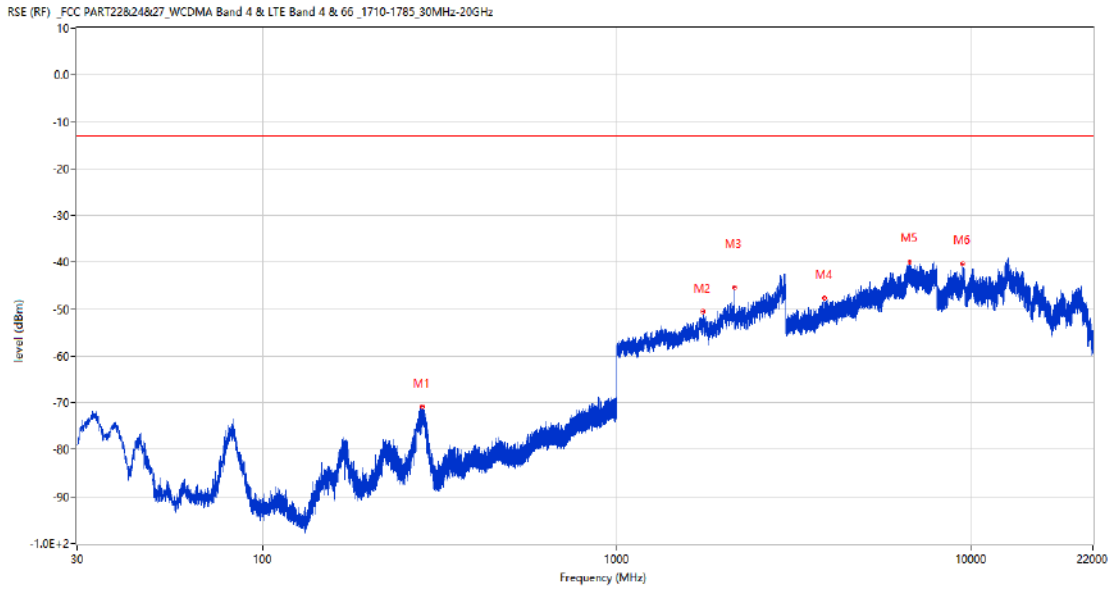
Frequency (MHz)	Result (dBm)	Factor (dB)	PK Limit (dBm)	Over Limit (dB)	Table (o)	ANT	EUT	Verdict
219.296	-73.78	-16.41	-13.0	-60.78	325.00	Horizontal	Vertical	Pass
1745.400	-46.35	2.05	-13.0	-33.35	158.00	Horizontal	Vertical	N/A
2145.700	-34.40	3.41	-13.0	-21.40	127.00	Horizontal	Vertical	N/A
3202.750	-50.16	5.95	-13.0	-37.16	358.00	Horizontal	Vertical	Pass
6652.250	-40.23	15.07	-13.0	-27.23	303.00	Horizontal	Vertical	Pass
12515.112	-38.79	15.35	-13.0	-25.79	275.00	Horizontal	Vertical	Pass

RSE-V&V LTE Band 66 BW1.4 CH132322



Frequency (MHz)	Result (dBm)	Factor (dB)	PK Limit (dBm)	Over Limit (dB)	Table (o)	ANT	EUT	Verdict
279.047	-71.77	-13.52	-13.0	-58.77	360.00	Vertical	Vertical	Pass
1745.200	-45.89	2.05	-13.0	-32.89	222.00	Vertical	Vertical	N/A
2145.900	-45.46	3.42	-13.0	-32.46	297.00	Vertical	Vertical	N/A
4050.250	-47.37	9.33	-13.0	-34.37	342.00	Vertical	Vertical	Pass
7830.250	-40.23	15.67	-13.0	-27.23	0.00	Vertical	Vertical	Pass
12696.563	-39.05	16.48	-13.0	-26.05	200.00	Vertical	Vertical	Pass

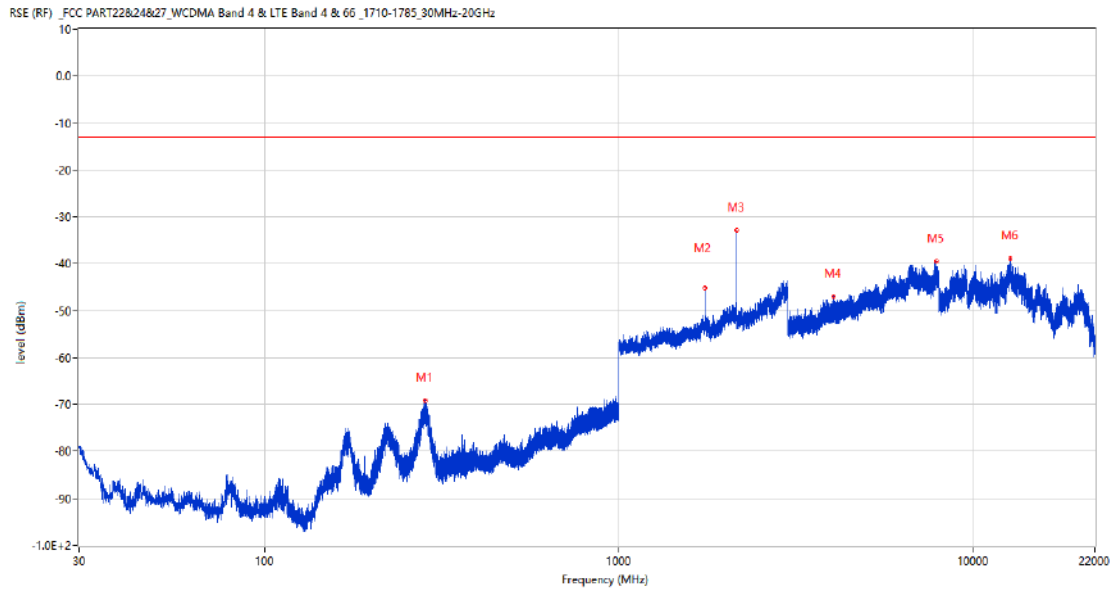
RSE-V&H LTE Band 66 BW1.4 CH132322



Frequency (MHz)	Result (dBm)	Factor (dB)	PK Limit (dBm)	Over Limit (dB)	Table (o)	ANT	EUT	Verdict
281.958	-70.79	-13.46	-13.0	-57.79	66.00	Vertical	Horizontal	Pass
1745.500	-50.56	2.05	-13.0	-37.56	95.00	Vertical	Horizontal	N/A
2145.900	-45.36	3.42	-13.0	-32.36	138.00	Vertical	Horizontal	N/A
3857.000	-47.60	8.79	-13.0	-34.60	50.00	Vertical	Horizontal	Pass
6715.000	-39.90	15.76	-13.0	-26.90	289.00	Vertical	Horizontal	Pass
9440.912	-40.28	14.08	-13.0	-27.28	252.00	Vertical	Horizontal	Pass

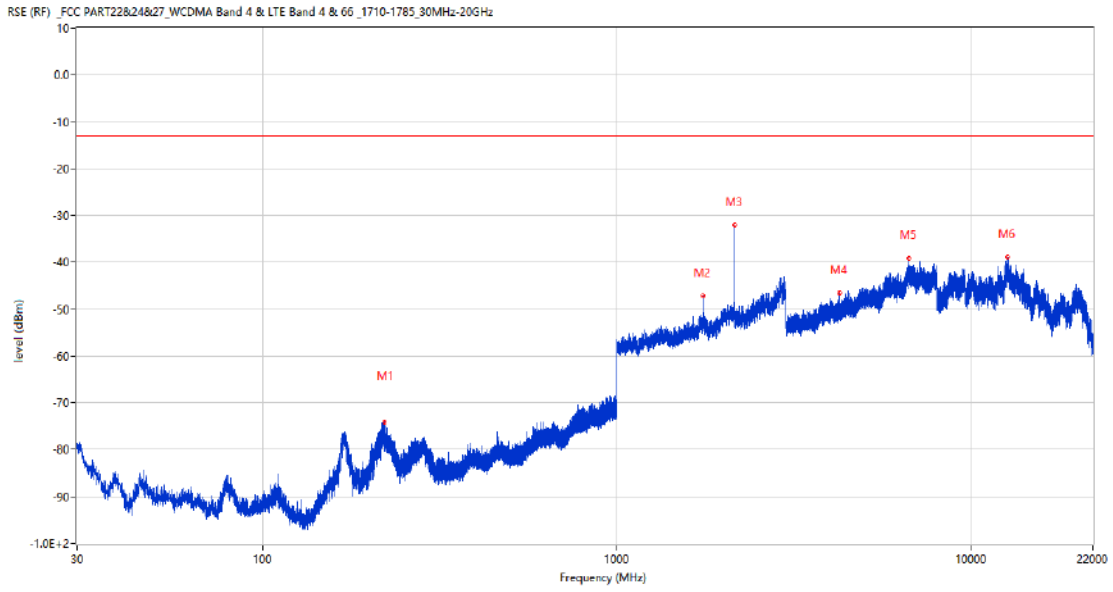
## 12.2 LTE Band 66 BW3, Middle Channel

RSE-H&H LTE Band 66 BW3 CH132322



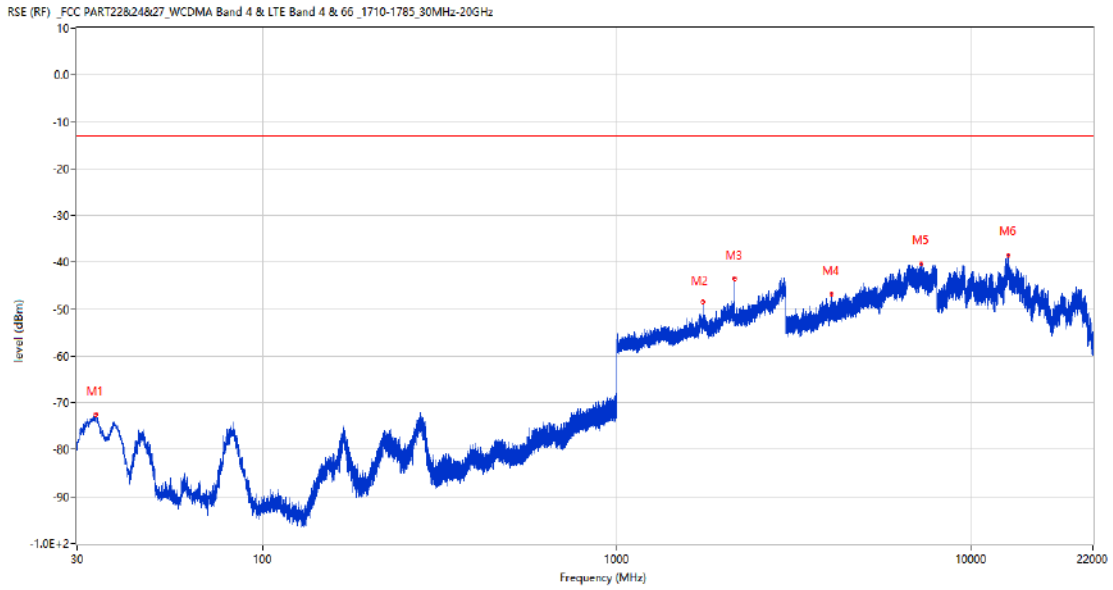
Frequency (MHz)	Result (dBm)	Factor (dB)	PK Limit (dBm)	Over Limit (dB)	Table (o)	ANT	EUT	Verdict
283.703	-69.08	-13.48	-13.0	-56.08	289.00	Horizontal	Horizontal	Pass
1744.400	-45.14	2.05	-13.0	-32.14	362.00	Horizontal	Horizontal	N/A
2145.200	-32.97	3.46	-13.0	-19.97	139.00	Horizontal	Horizontal	N/A
4030.250	-47.01	9.23	-13.0	-34.01	90.00	Horizontal	Horizontal	Pass
7882.250	-39.59	15.22	-13.0	-26.59	1.00	Horizontal	Horizontal	Pass
12683.975	-38.84	16.26	-13.0	-25.84	272.00	Horizontal	Horizontal	Pass

RSE-H&V LTE Band 66 BW3 CH132322



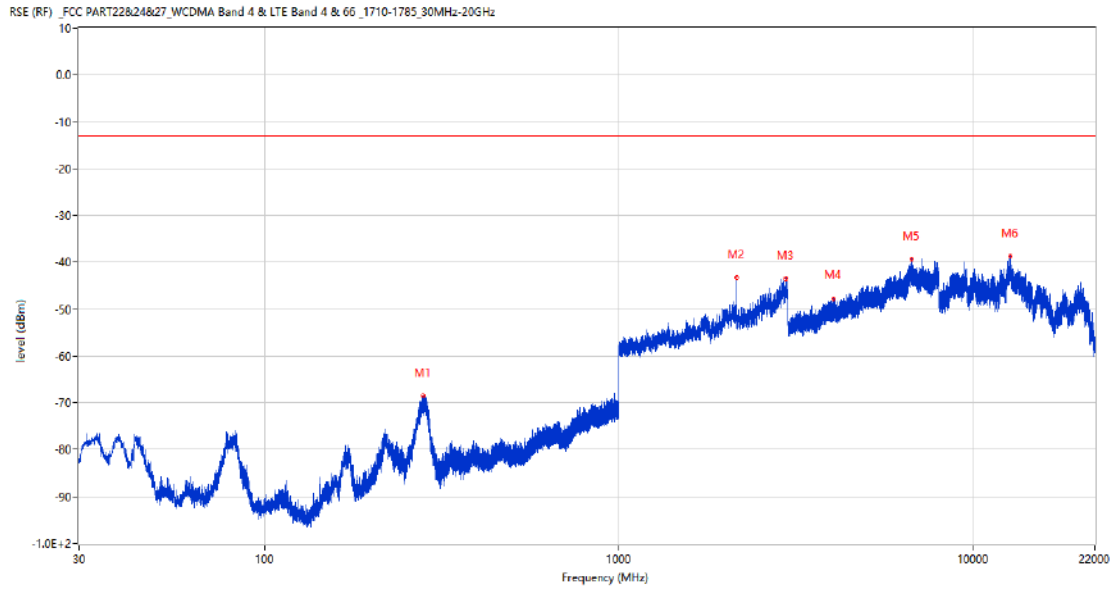
Frequency (MHz)	Result (dBm)	Factor (dB)	PK Limit (dBm)	Over Limit (dB)	Table (o)	ANT	EUT	Verdict
220.314	-74.04	-16.38	-13.0	-61.04	321.00	Horizontal	Vertical	Pass
1744.400	-47.16	2.05	-13.0	-34.16	329.00	Horizontal	Vertical	N/A
2145.500	-32.15	3.40	-13.0	-19.15	85.00	Horizontal	Vertical	N/A
4251.250	-46.55	9.03	-13.0	-33.55	179.00	Horizontal	Vertical	Pass
6656.250	-39.13	15.05	-13.0	-26.13	14.00	Horizontal	Vertical	Pass
12665.213	-38.98	15.93	-13.0	-25.98	315.00	Horizontal	Vertical	Pass

RSE-V&V LTE Band 66 BW3 CH132322



Frequency (MHz)	Result (dBm)	Factor (dB)	PK Limit (dBm)	Over Limit (dB)	Table (o)	ANT	EUT	Verdict
33.734	-72.44	-23.47	-13.0	-59.44	300.00	Vertical	Vertical	Pass
1744.400	-48.37	2.05	-13.0	-35.37	217.00	Vertical	Vertical	N/A
2146.400	-43.47	3.41	-13.0	-30.47	287.00	Vertical	Vertical	N/A
4037.500	-46.85	9.34	-13.0	-33.85	259.00	Vertical	Vertical	Pass
7208.500	-40.39	14.29	-13.0	-27.39	325.00	Vertical	Vertical	Pass
12701.075	-38.53	16.53	-13.0	-25.53	139.00	Vertical	Vertical	Pass

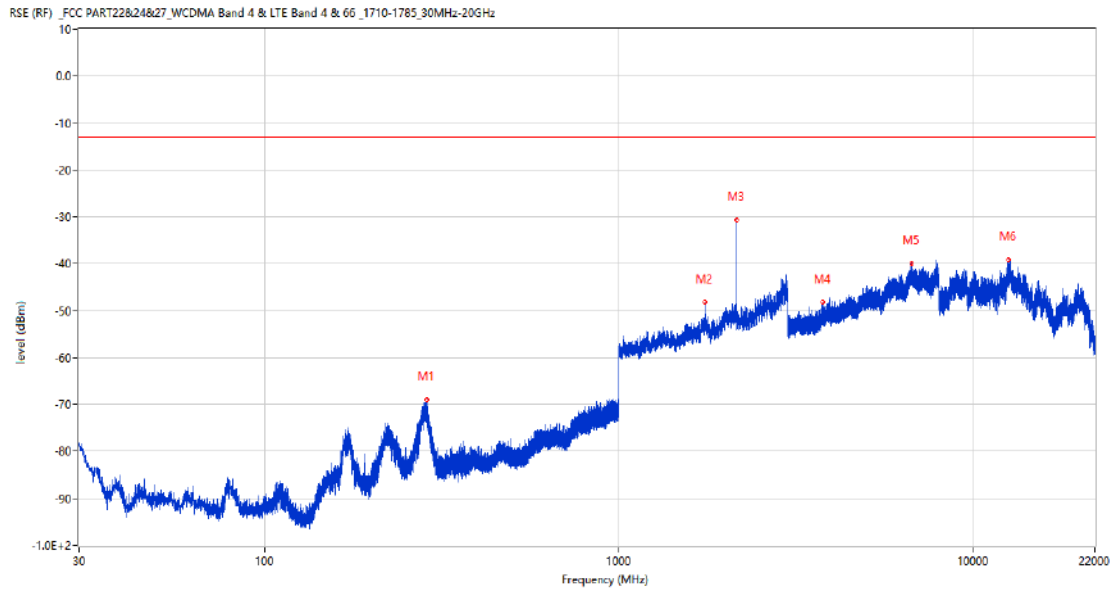
RSE-V&H LTE Band 66 BW3 CH132322



Frequency (MHz)	Result (dBm)	Factor (dB)	PK Limit (dBm)	Over Limit (dB)	Table (o)	ANT	EUT	Verdict
279.775	-68.50	-13.54	-13.0	-55.50	45.00	Vertical	Horizontal	Pass
2146.200	-43.29	3.43	-13.0	-30.29	159.00	Vertical	Horizontal	N/A
2963.000	-43.54	11.56	-13.0	-30.54	97.00	Vertical	Horizontal	Pass
4035.750	-47.88	9.25	-13.0	-34.88	41.00	Vertical	Horizontal	Pass
6698.500	-39.30	15.25	-13.0	-26.30	131.00	Vertical	Horizontal	Pass
12715.800	-38.66	16.37	-13.0	-25.66	273.00	Vertical	Horizontal	Pass

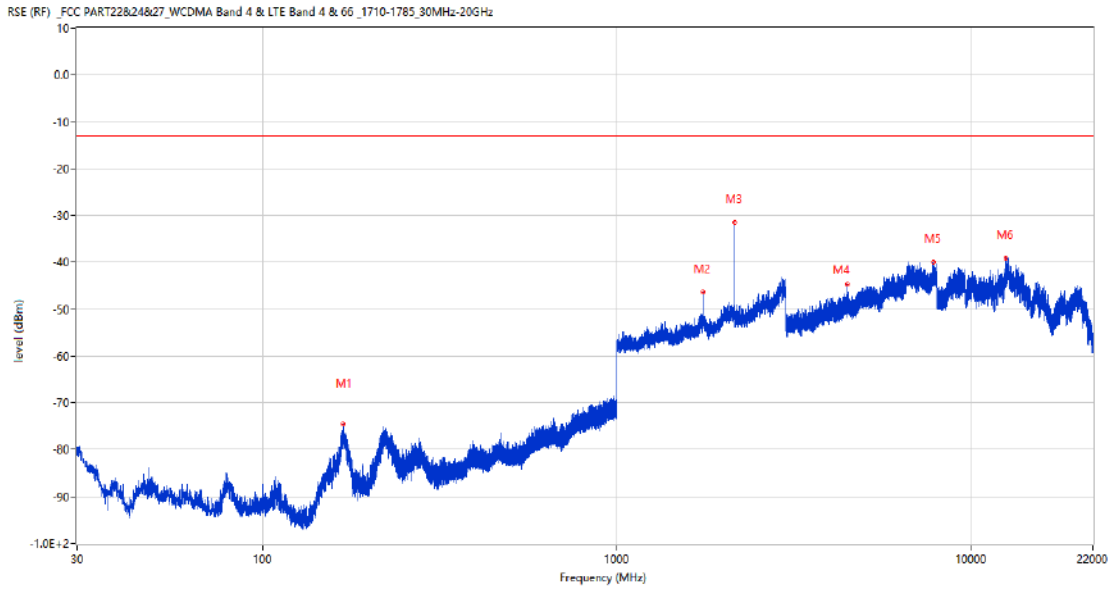
### 12.3 LTE Band 66 BW5, Middle Channel

RSE-H&H LTE Band 66 BW5 CH132322



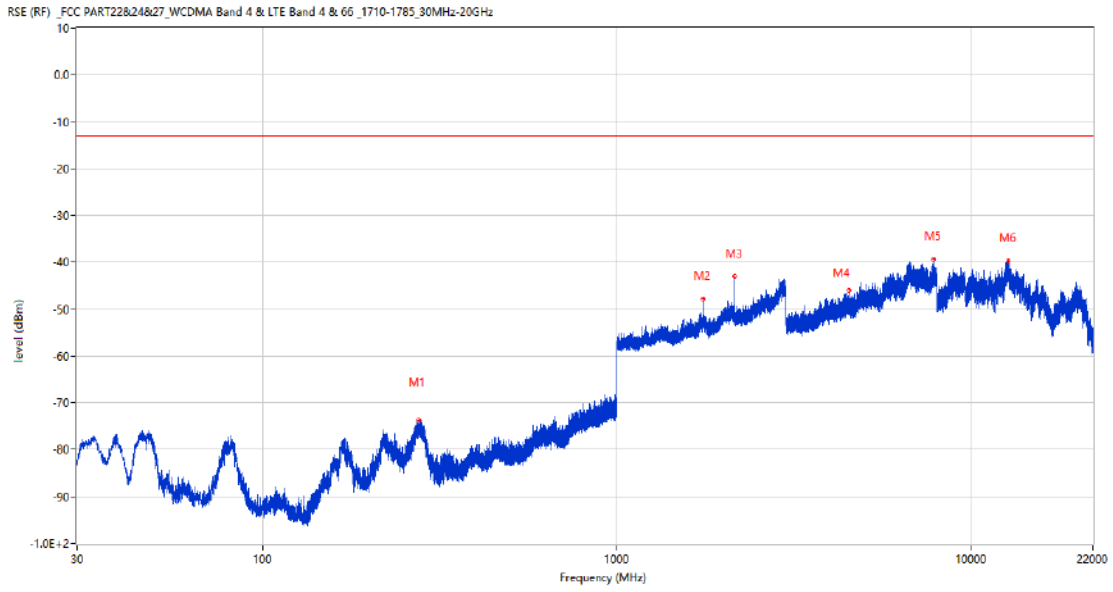
Frequency (MHz)	Result (dBm)	Factor (dB)	PK Limit (dBm)	Over Limit (dB)	Table (o)	ANT	EUT	Verdict
287.535	-68.86	-13.89	-13.0	-55.86	277.00	Horizontal	Horizontal	Pass
1743.600	-48.27	2.05	-13.0	-35.27	321.00	Horizontal	Horizontal	N/A
2146.500	-30.58	3.38	-13.0	-17.58	93.00	Horizontal	Horizontal	N/A
3754.750	-48.15	8.27	-13.0	-35.15	12.00	Horizontal	Horizontal	Pass
6702.250	-39.91	15.53	-13.0	-26.91	231.00	Horizontal	Horizontal	Pass
12572.349	-39.16	14.89	-13.0	-26.16	158.00	Horizontal	Horizontal	Pass

RSE-H&V LTE Band 66 BW5 CH132322



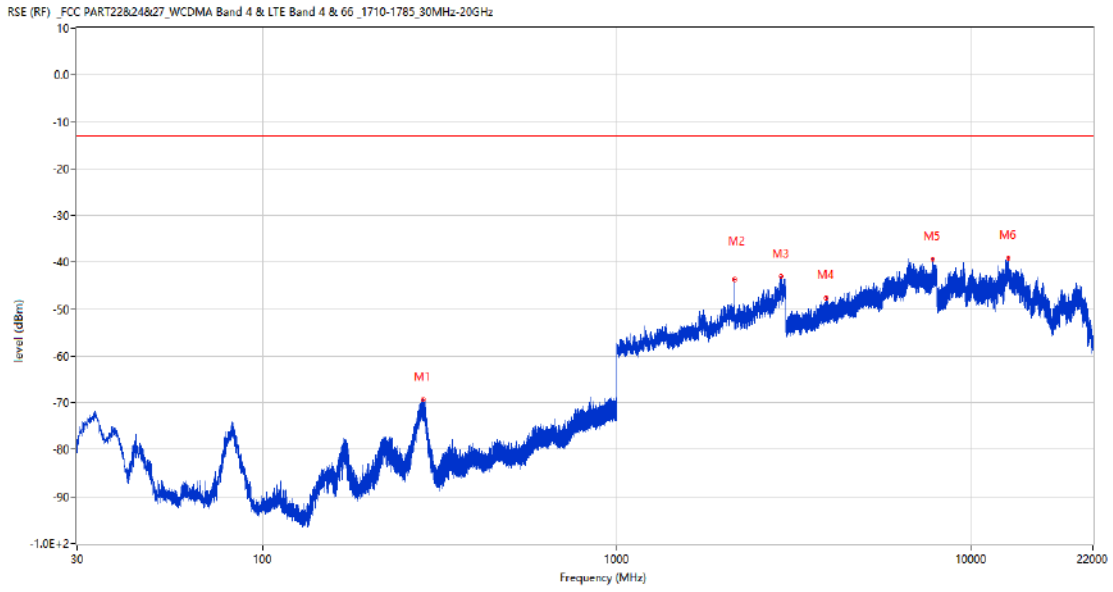
Frequency (MHz)	Result (dBm)	Factor (dB)	PK Limit (dBm)	Over Limit (dB)	Table (o)	ANT	EUT	Verdict
168.564	-74.62	-19.24	-13.0	-61.62	165.00	Horizontal	Vertical	Pass
1743.700	-46.29	2.05	-13.0	-33.29	167.00	Horizontal	Vertical	N/A
2145.500	-31.39	3.40	-13.0	-18.39	91.00	Horizontal	Vertical	N/A
4475.750	-44.62	9.49	-13.0	-31.62	334.00	Horizontal	Vertical	Pass
7831.500	-39.90	15.69	-13.0	-26.90	210.00	Horizontal	Vertical	Pass
12523.187	-39.04	15.19	-13.0	-26.04	155.00	Horizontal	Vertical	Pass

RSE-V&V LTE Band 66 BW5 CH132322



Frequency (MHz)	Result (dBm)	Factor (dB)	PK Limit (dBm)	Over Limit (dB)	Table (o)	ANT	EUT	Verdict
275.750	-73.72	-13.93	-13.0	-60.72	19.00	Vertical	Vertical	Pass
1743.600	-47.87	2.05	-13.0	-34.87	224.00	Vertical	Vertical	N/A
2145.100	-42.97	3.48	-13.0	-29.97	155.00	Vertical	Vertical	N/A
4523.000	-45.89	10.43	-13.0	-32.89	318.00	Vertical	Vertical	Pass
7824.250	-39.40	16.03	-13.0	-26.40	360.00	Vertical	Vertical	Pass
12721.025	-39.71	16.31	-13.0	-26.71	348.00	Vertical	Vertical	Pass

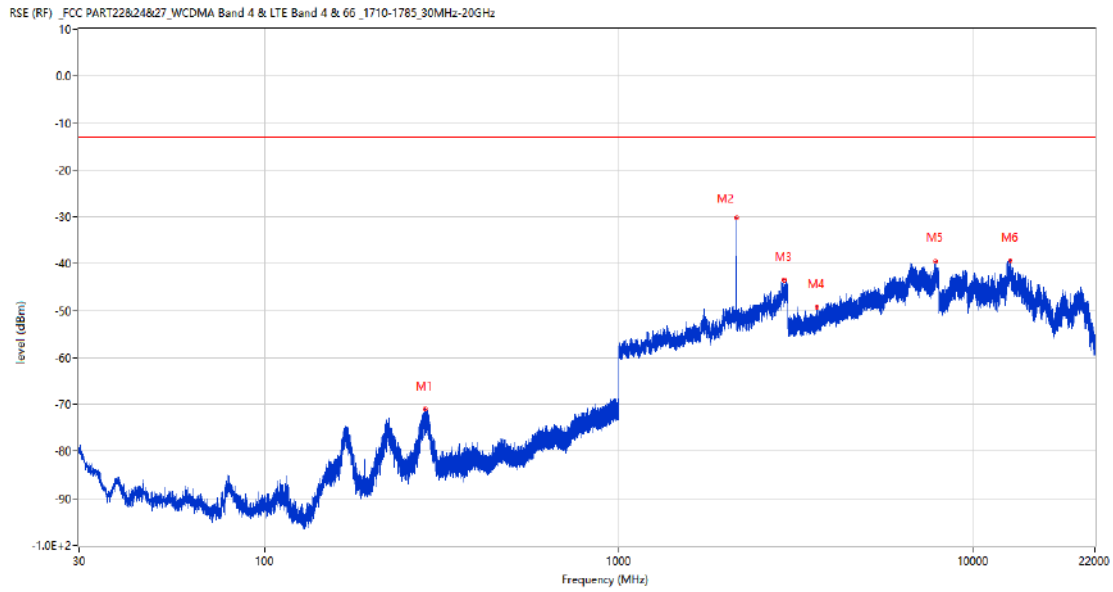
RSE-V&H LTE Band 66 BW5 CH132322



Frequency (MHz)	Result (dBm)	Factor (dB)	PK Limit (dBm)	Over Limit (dB)	Table (o)	ANT	EUT	Verdict
283.267	-69.38	-13.48	-13.0	-56.38	33.00	Vertical	Horizontal	Pass
2144.900	-43.67	3.53	-13.0	-30.67	143.00	Vertical	Horizontal	N/A
2915.300	-43.04	11.32	-13.0	-30.04	223.00	Vertical	Horizontal	Pass
3886.500	-47.61	9.03	-13.0	-34.61	299.00	Vertical	Horizontal	Pass
7790.750	-39.28	15.74	-13.0	-26.28	43.00	Vertical	Horizontal	Pass
12735.037	-39.15	16.16	-13.0	-26.15	341.00	Vertical	Horizontal	Pass

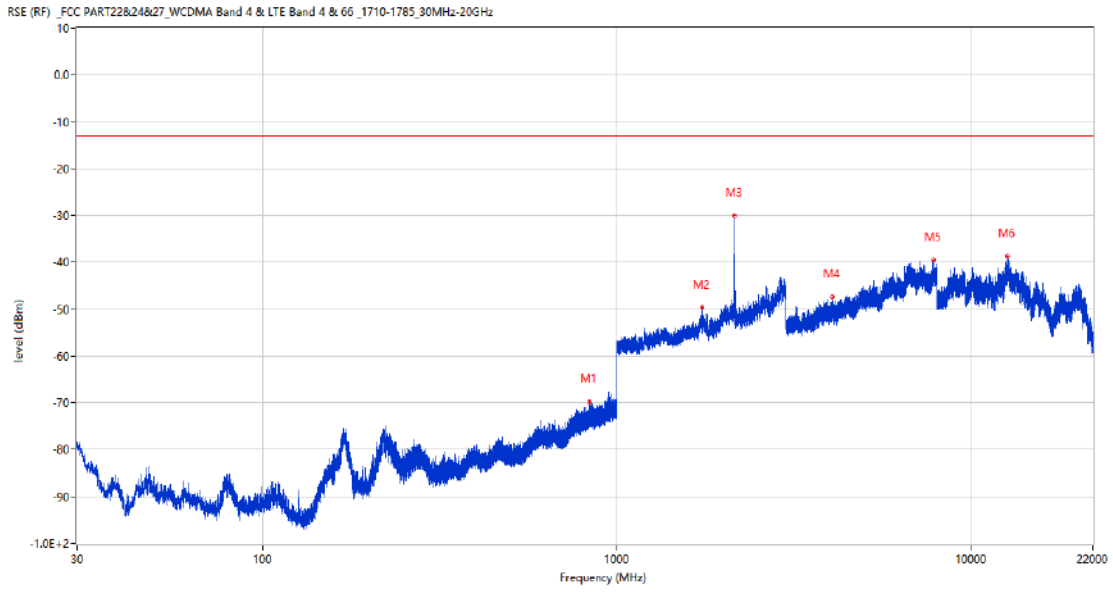
## 12.4 LTE Band 66 BW10, Middle Channel

RSE-H&H LTE Band 66 BW10 CH132322



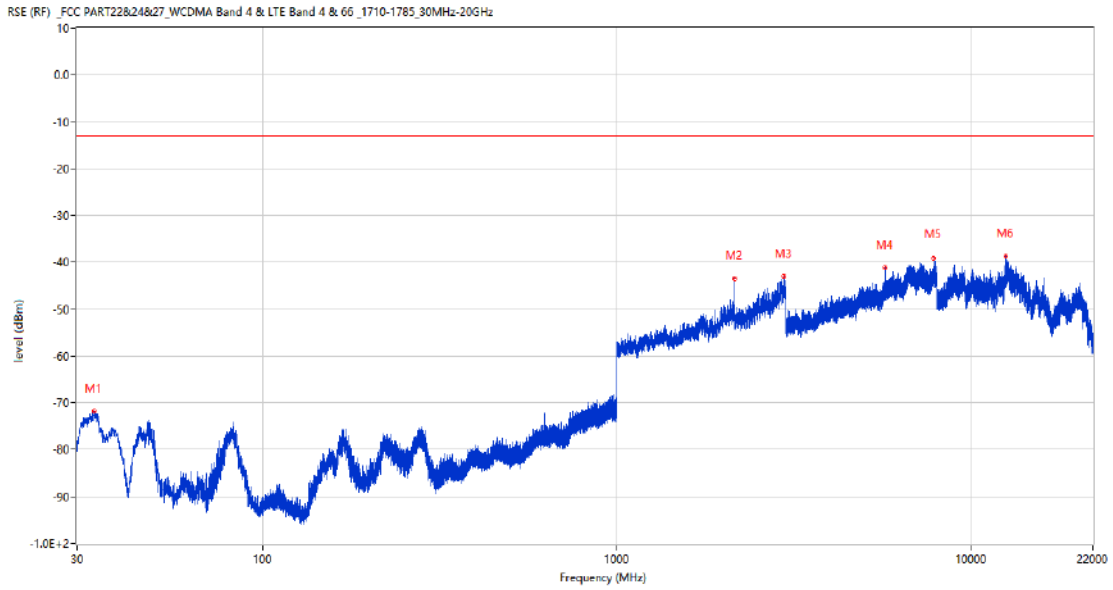
Frequency (MHz)	Result (dBm)	Factor (dB)	PK Limit (dBm)	Over Limit (dB)	Table (o)	ANT	EUT	Verdict
284.431	-71.05	-13.50	-13.0	-58.05	290.00	Horizontal	Horizontal	Pass
2145.100	-30.23	3.48	-13.0	-17.23	86.00	Horizontal	Horizontal	N/A
2926.600	-43.53	10.69	-13.0	-30.53	186.00	Horizontal	Horizontal	Pass
3610.000	-49.31	6.90	-13.0	-36.31	160.00	Horizontal	Horizontal	Pass
7808.000	-39.58	16.04	-13.0	-26.58	1.00	Horizontal	Horizontal	Pass
12677.325	-39.35	16.15	-13.0	-26.35	275.00	Horizontal	Horizontal	Pass

RSE-H&V LTE Band 66 BW10 CH132322



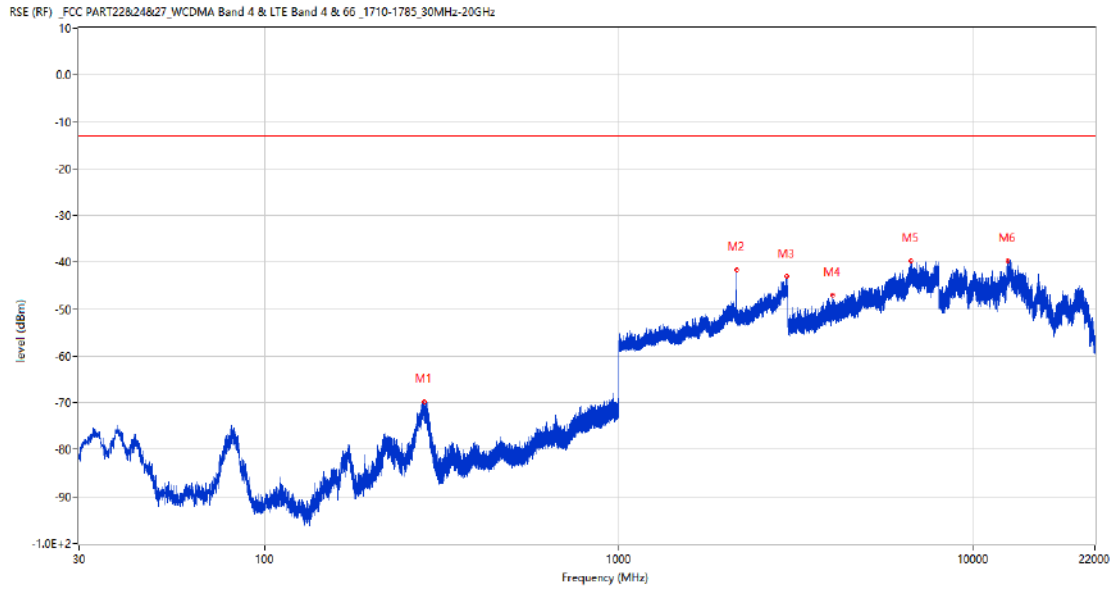
Frequency (MHz)	Result (dBm)	Factor (dB)	PK Limit (dBm)	Over Limit (dB)	Table (o)	ANT	EUT	Verdict
836.458	-69.84	-0.22	-13.0	-56.84	353.00	Horizontal	Vertical	Pass
1741.500	-49.63	2.04	-13.0	-36.63	182.00	Horizontal	Vertical	N/A
2148.200	-30.03	3.30	-13.0	-17.03	245.00	Horizontal	Vertical	N/A
4055.250	-47.47	9.40	-13.0	-34.47	0.00	Horizontal	Vertical	Pass
7826.250	-39.60	15.92	-13.0	-26.60	31.00	Horizontal	Vertical	Pass
12659.276	-38.61	15.83	-13.0	-25.61	160.00	Horizontal	Vertical	Pass

RSE-V&V LTE Band 66 BW10 CH132322



Frequency (MHz)	Result (dBm)	Factor (dB)	PK Limit (dBm)	Over Limit (dB)	Table (o)	ANT	EUT	Verdict
33.395	-71.84	-23.79	-13.0	-58.84	331.00	Vertical	Vertical	Pass
2142.500	-43.44	3.70	-13.0	-30.44	142.00	Vertical	Vertical	N/A
2963.200	-43.06	11.55	-13.0	-30.06	73.00	Vertical	Vertical	Pass
5715.250	-41.21	12.22	-13.0	-28.21	52.00	Vertical	Vertical	Pass
7816.000	-39.18	16.29	-13.0	-26.18	360.00	Vertical	Vertical	Pass
12519.625	-38.61	15.26	-13.0	-25.61	81.00	Vertical	Vertical	Pass

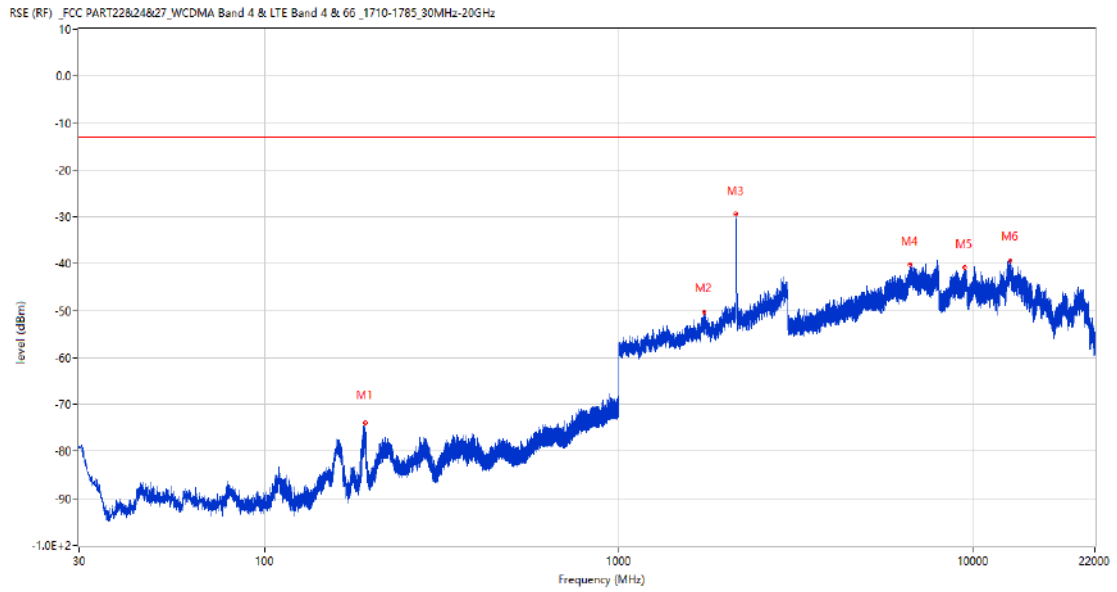
RSE-V&H LTE Band 66 BW10 CH132322



Frequency (MHz)	Result (dBm)	Factor (dB)	PK Limit (dBm)	Over Limit (dB)	Table (o)	ANT	EUT	Verdict
281.570	-69.84	-13.50	-13.0	-56.84	33.00	Vertical	Horizontal	Pass
2146.300	-41.55	3.44	-13.0	-28.55	165.00	Vertical	Horizontal	N/A
2981.400	-43.05	11.01	-13.0	-30.05	-2.00	Vertical	Horizontal	Pass
4013.500	-46.97	9.18	-13.0	-33.97	210.00	Vertical	Horizontal	Pass
6675.500	-39.75	14.56	-13.0	-26.75	47.00	Vertical	Horizontal	Pass
12509.175	-39.79	15.47	-13.0	-26.79	176.00	Vertical	Horizontal	Pass

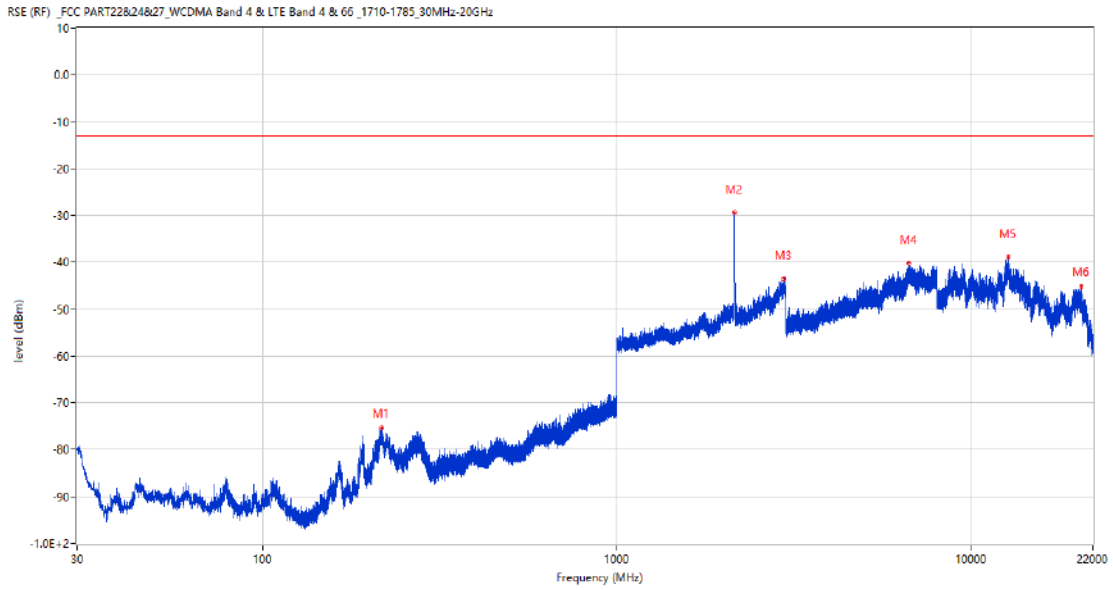
## 12.5 LTE Band 66 BW15, Middle Channel

RSE-H&H LTE Band 66 BW15 CH132322



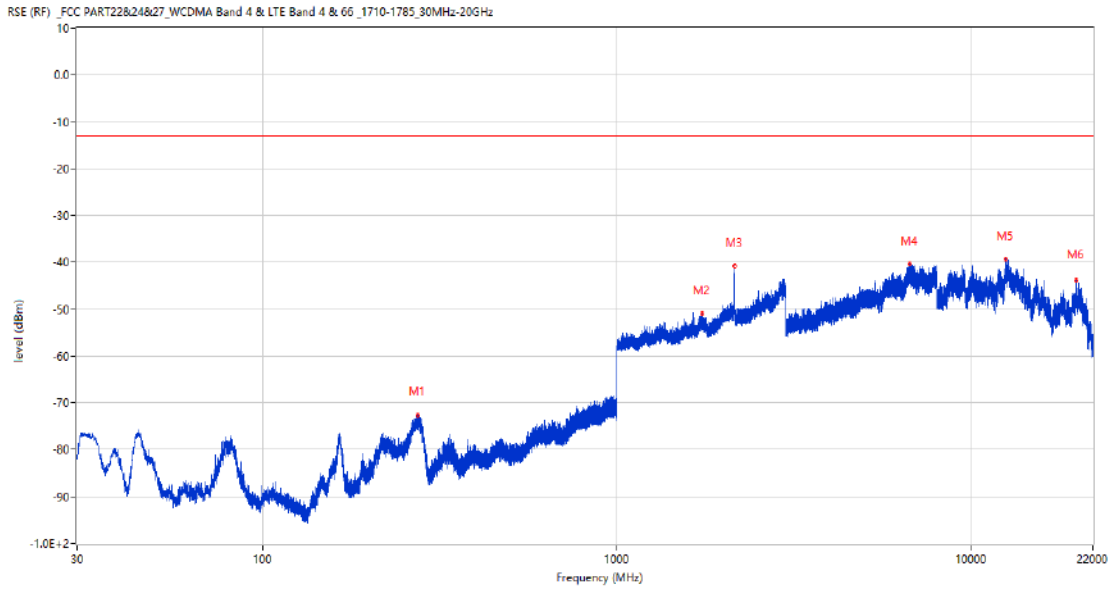
Frequency (MHz)	Result (dBm)	Factor (dB)	PK Limit (dBm)	Over Limit (dB)	Table (o)	ANT	EUT	Verdict
192.669	-73.87	-16.10	-13.0	-60.87	160.00	Horizontal	Horizontal	Pass
1733.000	-50.20	2.03	-13.0	-37.20	79.00	Horizontal	Horizontal	N/A
2139.900	-29.33	3.77	-13.0	-16.33	129.00	Horizontal	Horizontal	N/A
6625.750	-40.21	14.86	-13.0	-27.21	352.00	Horizontal	Horizontal	Pass
9429.512	-40.82	13.90	-13.0	-27.82	173.00	Horizontal	Horizontal	Pass
12683.263	-39.23	16.25	-13.0	-26.23	276.00	Horizontal	Horizontal	Pass

RSE-H&V LTE Band 66 BW15 CH132322



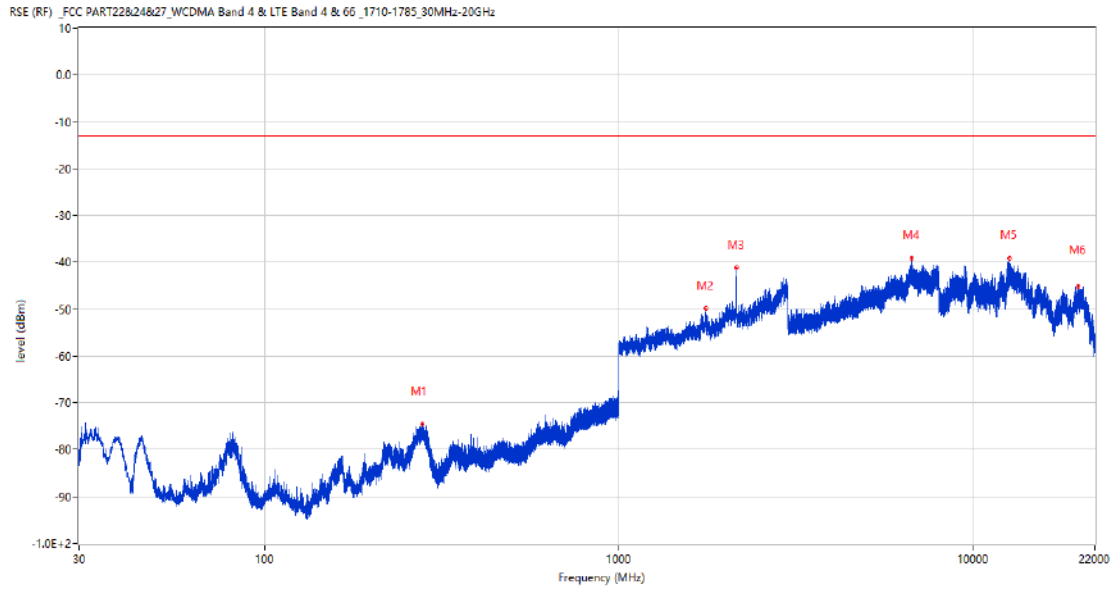
Frequency (MHz)	Result (dBm)	Factor (dB)	PK Limit (dBm)	Over Limit (dB)	Table (o)	ANT	EUT	Verdict
216.725	-75.32	-16.62	-13.0	-62.32	338.00	Horizontal	Vertical	Pass
2144.200	-29.29	3.63	-13.0	-16.29	84.00	Horizontal	Vertical	N/A
2961.100	-43.53	11.46	-13.0	-30.53	72.00	Horizontal	Vertical	Pass
6646.250	-40.10	15.25	-13.0	-27.10	303.00	Horizontal	Vertical	Pass
12705.112	-38.91	16.48	-13.0	-25.91	52.00	Horizontal	Vertical	Pass
20430.275	-45.13	11.20	-13.0	-32.13	270.00	Horizontal	Vertical	Pass

RSE-V&V LTE Band 66 BW15 CH132322



Frequency (MHz)	Result (dBm)	Factor (dB)	PK Limit (dBm)	Over Limit (dB)	Table (o)	ANT	EUT	Verdict
274.876	-72.57	-14.00	-13.0	-59.57	360.00	Vertical	Vertical	Pass
1742.000	-50.90	2.04	-13.0	-37.90	348.00	Vertical	Vertical	N/A
2146.400	-40.81	3.41	-13.0	-27.81	160.00	Vertical	Vertical	N/A
6715.000	-40.39	15.76	-13.0	-27.39	35.00	Vertical	Vertical	Pass
12505.612	-39.37	15.55	-13.0	-26.37	109.00	Vertical	Vertical	Pass
19743.001	-43.80	10.84	-13.0	-30.80	90.00	Vertical	Vertical	Pass

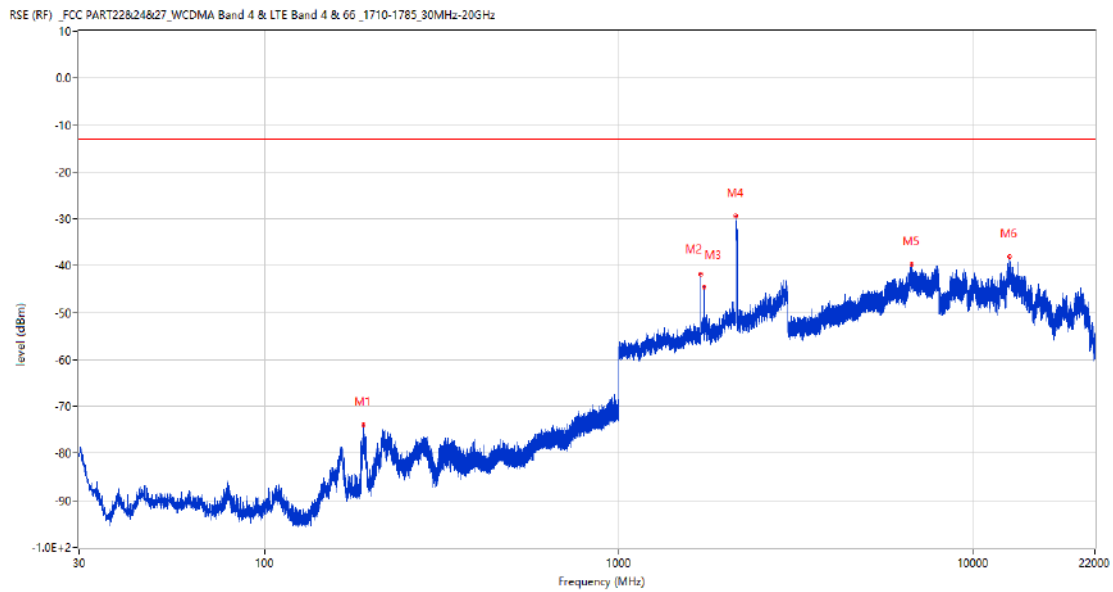
RSE-V&H LTE Band 66 BW15 CH132322



Frequency (MHz)	Result (dBm)	Factor (dB)	PK Limit (dBm)	Over Limit (dB)	Table (o)	ANT	EUT	Verdict
279.435	-74.56	-13.53	-13.0	-61.56	1.00	Vertical	Horizontal	Pass
1755.300	-49.84	2.01	-13.0	-36.84	240.00	Vertical	Horizontal	N/A
2145.300	-41.09	3.44	-13.0	-28.09	154.00	Vertical	Horizontal	N/A
6683.250	-39.04	14.63	-13.0	-26.04	136.00	Vertical	Horizontal	Pass
12670.913	-39.11	16.03	-13.0	-26.11	56.00	Vertical	Horizontal	Pass
19757.339	-45.16	10.85	-13.0	-32.16	355.00	Vertical	Horizontal	Pass

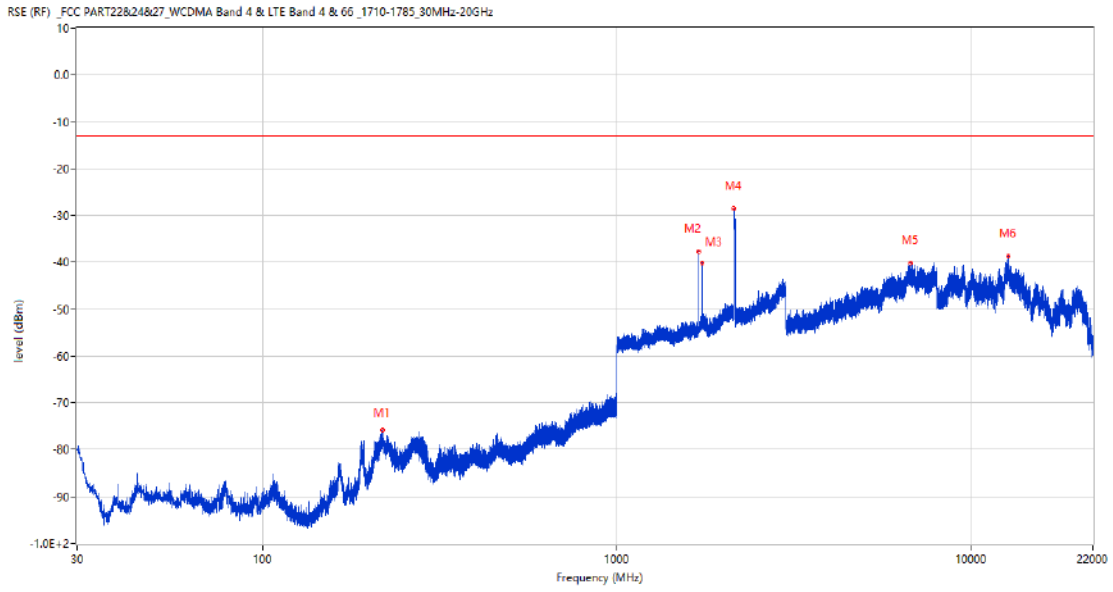
## 12.6 LTE Band 66 BW20, Middle Channel

RSE-H&H LTE Band 66 BW20 CH132322



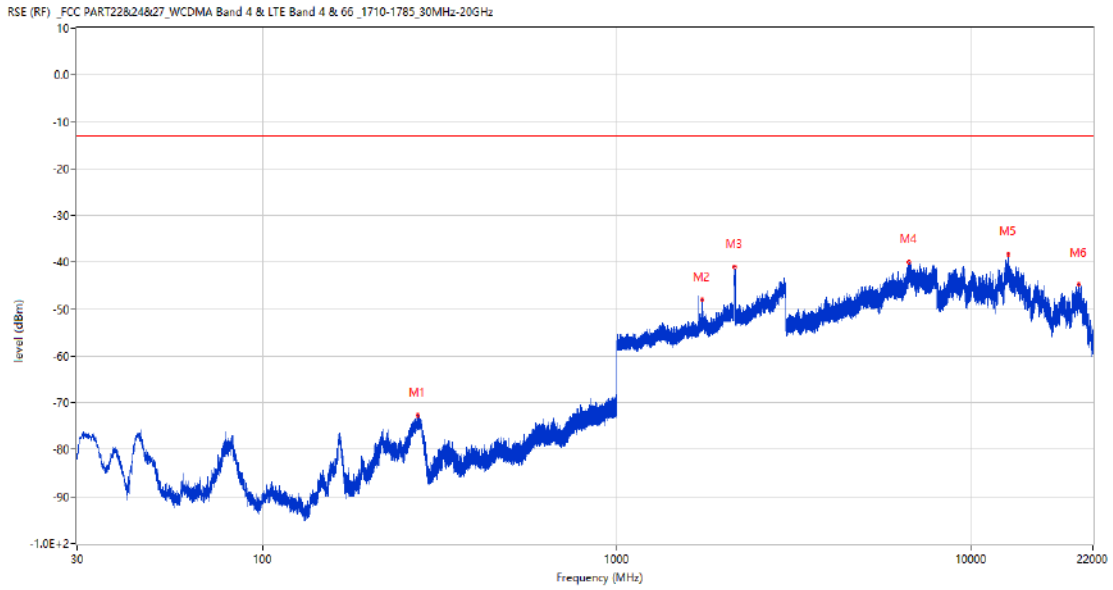
Frequency (MHz)	Result (dBm)	Factor (dB)	PK Limit (dBm)	Over Limit (dB)	Table (o)	ANT	EUT	Verdict
190.147	-73.93	-16.30	-13.0	-60.93	176.00	Horizontal	Horizontal	Pass
1701.200	-41.87	1.96	-13.0	-28.87	5.00	Horizontal	Horizontal	N/A
1737.000	-44.48	2.03	-13.0	-31.48	29.00	Horizontal	Horizontal	N/A
2137.700	-29.33	3.82	-13.0	-16.33	122.00	Horizontal	Horizontal	N/A
6688.250	-39.63	14.67	-13.0	-26.63	225.00	Horizontal	Horizontal	Pass
12637.662	-38.03	15.56	-13.0	-25.03	0.00	Horizontal	Horizontal	Pass

RSE-H&V LTE Band 66 BW20 CH132322



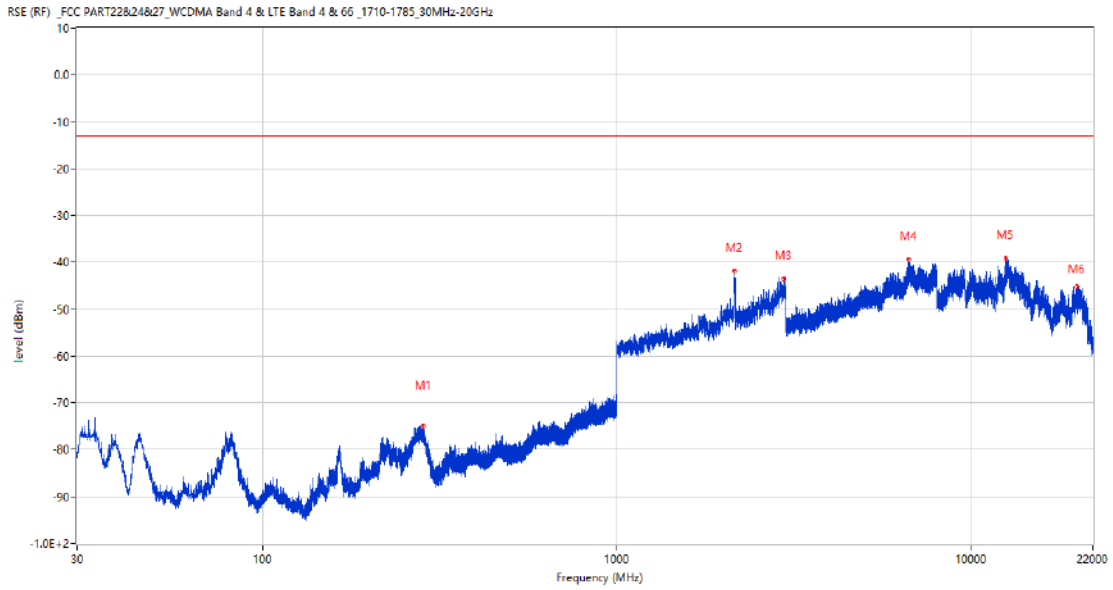
Frequency (MHz)	Result (dBm)	Factor (dB)	PK Limit (dBm)	Over Limit (dB)	Table (o)	ANT	EUT	Verdict
217.840	-75.80	-16.54	-13.0	-62.80	320.00	Horizontal	Vertical	Pass
1701.400	-37.61	1.96	-13.0	-24.61	165.00	Horizontal	Vertical	N/A
1737.000	-40.10	2.03	-13.0	-27.10	177.00	Horizontal	Vertical	N/A
2140.600	-28.53	3.72	-13.0	-15.53	79.00	Horizontal	Vertical	N/A
6726.000	-40.11	15.49	-13.0	-27.11	167.00	Horizontal	Vertical	Pass
12693.950	-38.58	16.43	-13.0	-25.58	281.00	Horizontal	Vertical	Pass

RSE-V&V LTE Band 66 BW20 CH132322



Frequency (MHz)	Result (dBm)	Factor (dB)	PK Limit (dBm)	Over Limit (dB)	Table (o)	ANT	EUT	Verdict
273.906	-72.74	-14.24	-13.0	-59.74	328.00	Vertical	Vertical	Pass
1736.900	-47.92	2.03	-13.0	-34.92	230.00	Vertical	Vertical	N/A
2148.300	-41.01	3.29	-13.0	-28.01	158.00	Vertical	Vertical	N/A
6655.750	-39.88	15.05	-13.0	-26.88	302.00	Vertical	Vertical	Pass
12700.363	-38.23	16.54	-13.0	-25.23	23.00	Vertical	Vertical	Pass
20026.511	-44.71	10.99	-13.0	-31.71	285.00	Vertical	Vertical	Pass

RSE-V&H LTE Band 66 BW20 CH132322

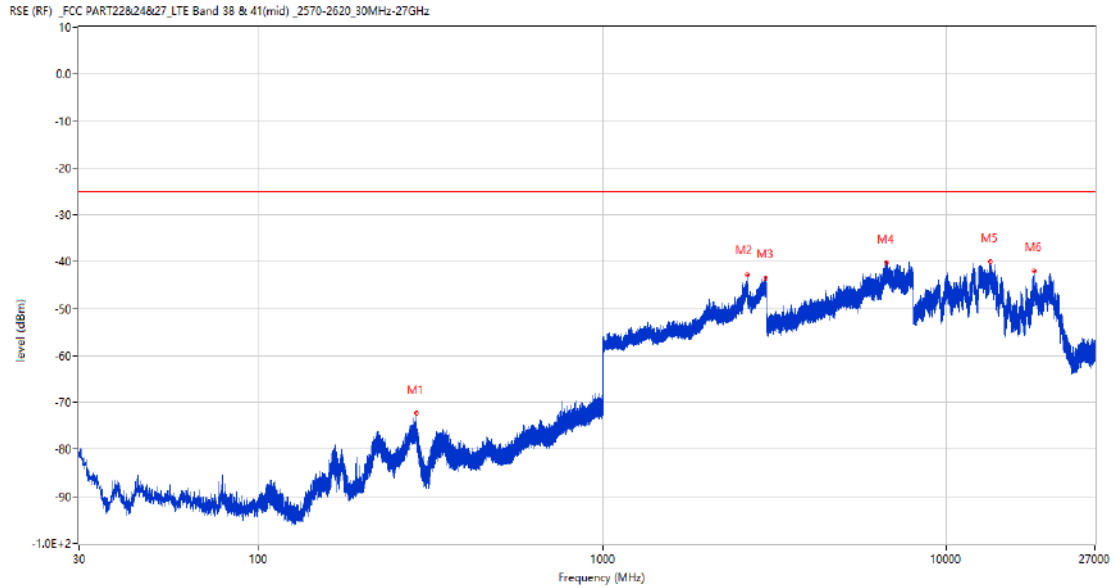


Frequency (MHz)	Result (dBm)	Factor (dB)	PK Limit (dBm)	Over Limit (dB)	Table (o)	ANT	EUT	Verdict
283.558	-74.87	-13.48	-13.0	-61.87	350.00	Vertical	Horizontal	Pass
2151.500	-41.84	3.16	-13.0	-28.84	161.00	Vertical	Horizontal	N/A
2961.000	-43.52	11.46	-13.0	-30.52	217.00	Vertical	Horizontal	Pass
6668.500	-39.26	14.63	-13.0	-26.26	284.00	Vertical	Horizontal	Pass
12496.825	-39.07	15.55	-13.0	-26.07	273.00	Vertical	Horizontal	Pass
19881.751	-45.14	10.91	-13.0	-32.14	122.00	Vertical	Horizontal	Pass

### 13 LTE Band 38

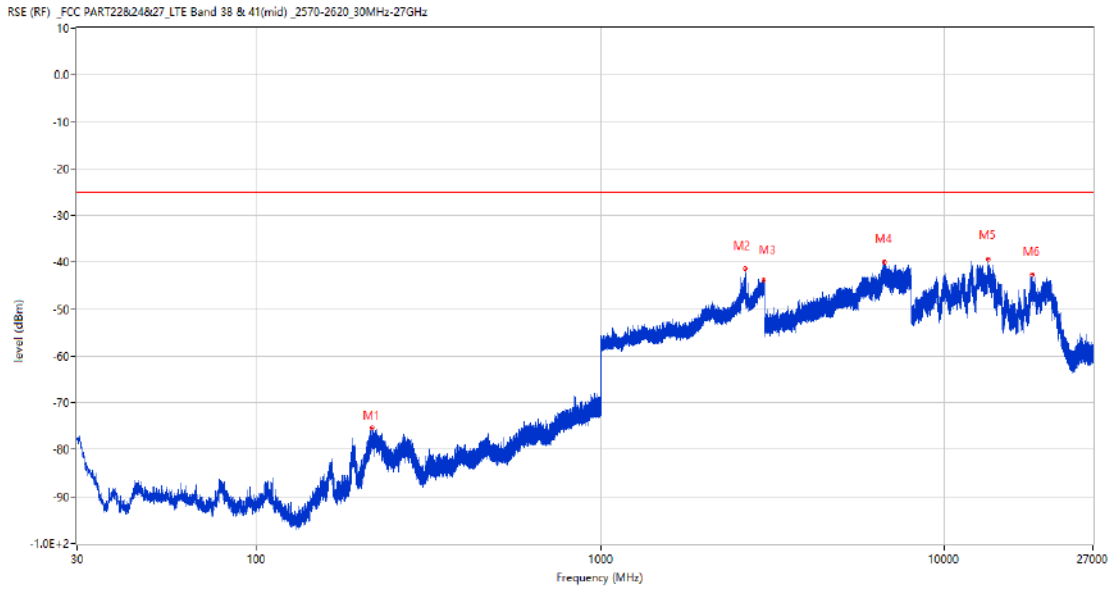
#### 13.1 LTE Band 38 BW5, Middle Channel

RSE-H&H LTE Band 38 BW5 CH38000



Frequency (MHz)	Result (dBm)	Factor (dB)	PK Limit (dBm)	Over Limit (dB)	Table (o)	ANT	EUT	Verdict
287.341	-72.34	-13.85	-25.0	-47.34	291.00	Horizontal	Horizontal	Pass
2633.500	-42.87	8.15	-25.0	-17.87	326.00	Horizontal	Horizontal	Pass
2969.800	-43.36	11.91	-25.0	-18.36	301.00	Horizontal	Horizontal	Pass
6677.500	-40.11	14.53	-25.0	-15.11	318.00	Horizontal	Horizontal	Pass
13369.238	-40.00	16.72	-25.0	-15.00	360.00	Horizontal	Horizontal	Pass
17940.412	-42.07	13.86	-25.0	-17.07	97.00	Horizontal	Horizontal	Pass

RSE-H&V LTE Band 38 BW5 CH38000



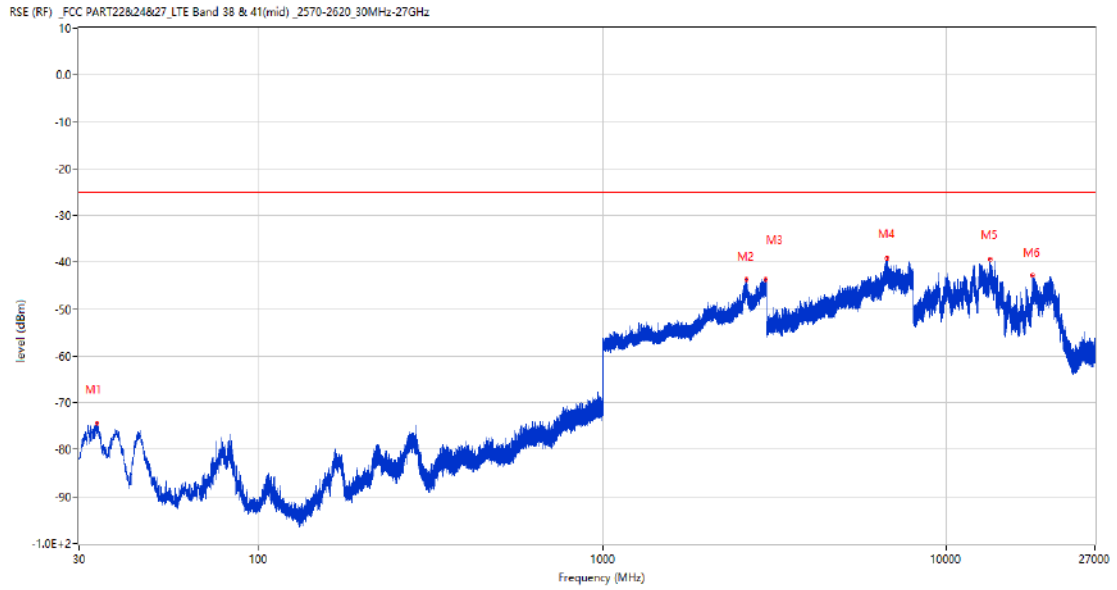
Frequency (MHz)	Result (dBm)	Factor (dB)	PK Limit (dBm)	Over Limit (dB)	Table (o)	ANT	EUT	Verdict
216.046	-75.40	-16.52	-25.0	-50.40	334.00	Horizontal	Vertical	Pass
2630.600	-41.47	8.22	-25.0	-16.47	173.00	Horizontal	Vertical	Pass
2972.700	-43.76	12.06	-25.0	-18.76	185.00	Horizontal	Vertical	Pass
6660.000	-39.84	14.83	-25.0	-14.84	192.00	Horizontal	Vertical	Pass
13349.550	-39.40	16.52	-25.0	-14.40	118.00	Horizontal	Vertical	Pass
17959.051	-42.56	13.87	-25.0	-17.56	240.00	Horizontal	Vertical	Pass

RSE-V&V LTE Band 38 BW5 CH38000



Frequency (MHz)	Result (dBm)	Factor (dB)	PK Limit (dBm)	Over Limit (dB)	Table (o)	ANT	EUT	Verdict
277.496	-72.96	-13.80	-25.0	-47.96	337.00	Vertical	Vertical	Pass
2562.400	-40.65	8.86	-25.0	-15.65	269.00	Vertical	Vertical	Pass
2969.900	-43.73	11.91	-25.0	-18.73	136.00	Vertical	Vertical	Pass
6665.000	-39.59	14.69	-25.0	-14.59	49.00	Vertical	Vertical	Pass
13360.050	-39.49	16.63	-25.0	-14.49	334.00	Vertical	Vertical	Pass
17800.761	-42.13	13.18	-25.0	-17.13	78.00	Vertical	Vertical	Pass

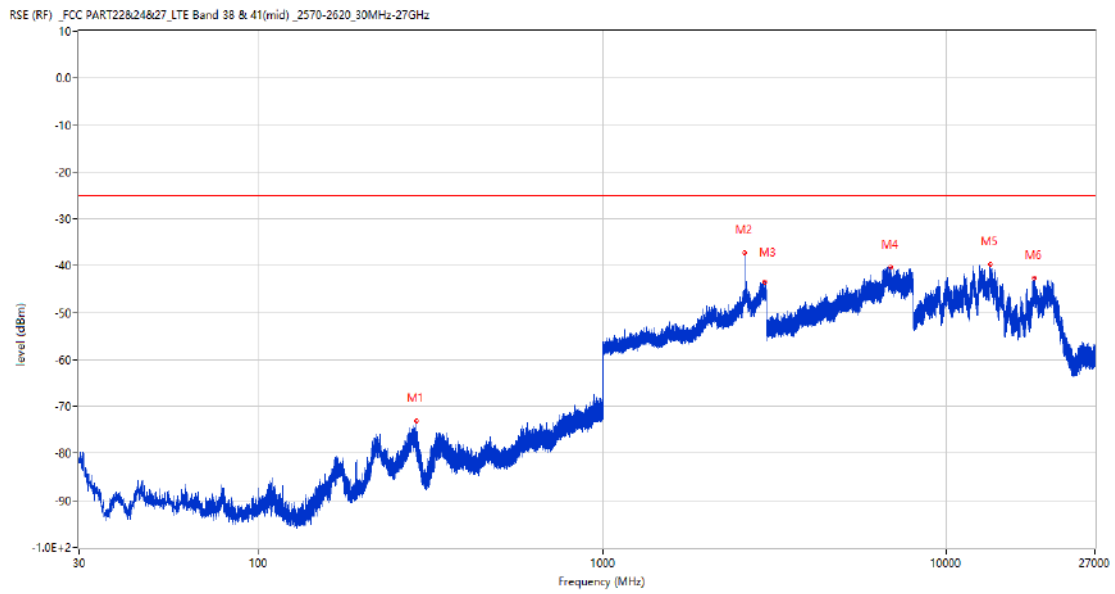
RSE-V&H LTE Band 38 BW5 CH38000



Frequency (MHz)	Result (dBm)	Factor (dB)	PK Limit (dBm)	Over Limit (dB)	Table (o)	ANT	EUT	Verdict
33.734	-74.38	-23.47	-25.0	-49.38	218.00	Vertical	Horizontal	Pass
2611.900	-43.55	9.92	-25.0	-18.55	293.00	Vertical	Horizontal	Pass
2983.900	-43.65	10.98	-25.0	-18.65	282.00	Vertical	Horizontal	Pass
6702.500	-39.19	15.54	-25.0	-14.19	158.00	Vertical	Horizontal	Pass
13411.237	-39.22	16.76	-25.0	-14.22	203.00	Vertical	Horizontal	Pass
17789.213	-42.84	12.53	-25.0	-17.84	360.00	Vertical	Horizontal	Pass

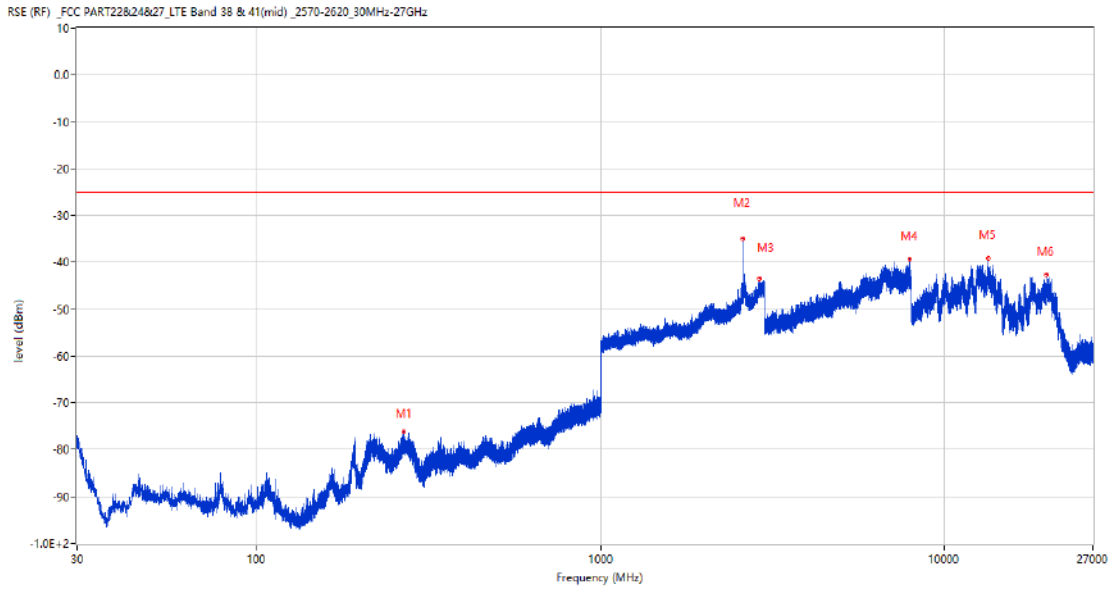
### 13.2 LTE Band 38 BW10, Middle Channel

RSE-H&H LTE Band 38 BW10 CH38000



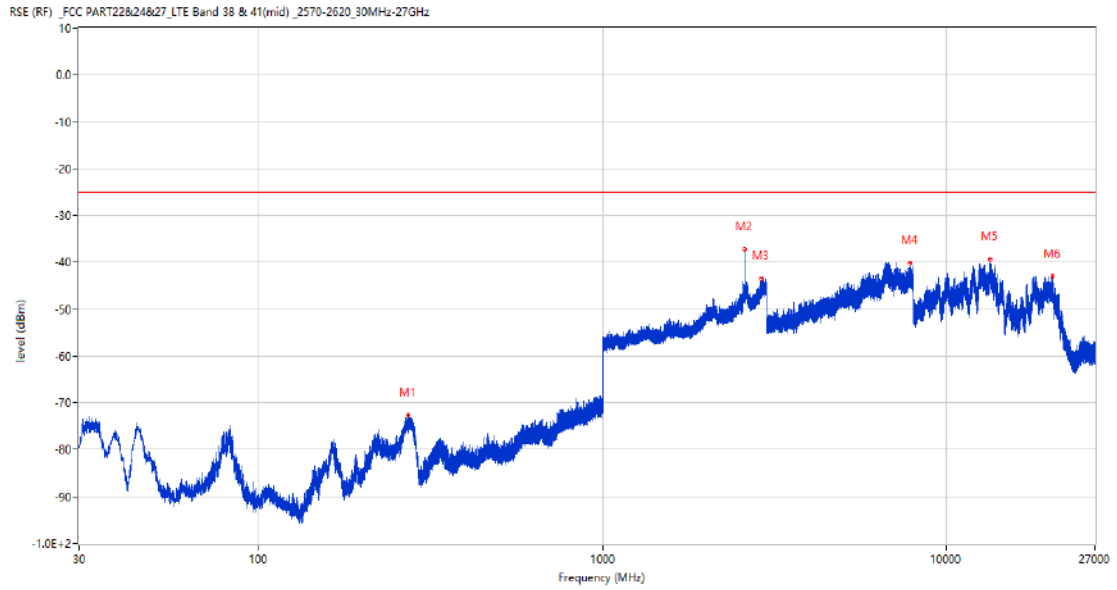
Frequency (MHz)	Result (dBm)	Factor (dB)	PK Limit (dBm)	Over Limit (dB)	Table (o)	ANT	EUT	Verdict
287.293	-73.16	-13.83	-25.0	-48.16	326.00	Horizontal	Horizontal	Pass
2591.400	-37.32	9.55	-25.0	-12.32	182.00	Horizontal	Horizontal	N/A
2961.500	-43.37	11.34	-25.0	-18.37	0.00	Horizontal	Horizontal	Pass
6866.750	-40.38	14.14	-25.0	-15.38	258.00	Horizontal	Horizontal	Pass
13382.362	-39.63	16.84	-25.0	-14.63	282.00	Horizontal	Horizontal	Pass
17948.287	-42.62	14.05	-25.0	-17.62	218.00	Horizontal	Horizontal	Pass

RSE-H&V LTE Band 38 BW10 CH38000



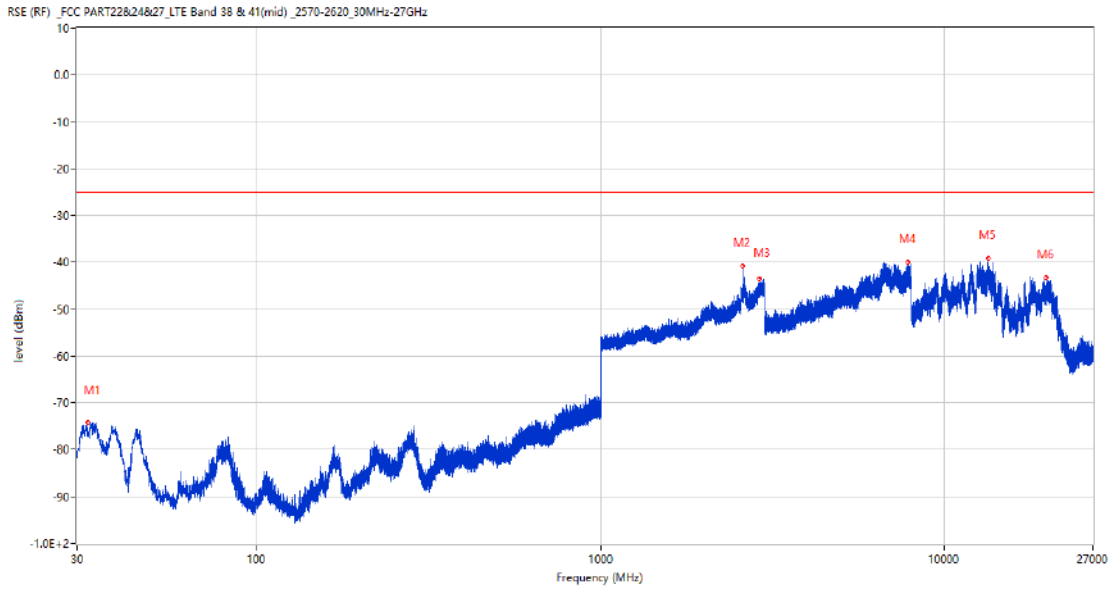
Frequency (MHz)	Result (dBm)	Factor (dB)	PK Limit (dBm)	Over Limit (dB)	Table (o)	ANT	EUT	Verdict
267.408	-76.08	-14.79	-25.0	-51.08	195.00	Horizontal	Vertical	Pass
2591.300	-34.99	9.55	-25.0	-9.99	213.00	Horizontal	Vertical	N/A
2887.100	-43.45	10.98	-25.0	-18.45	67.00	Horizontal	Vertical	Pass
7913.750	-39.22	14.65	-25.0	-14.22	164.00	Horizontal	Vertical	Pass
13368.974	-39.03	16.72	-25.0	-14.03	208.00	Horizontal	Vertical	Pass
19758.150	-42.60	12.94	-25.0	-17.60	290.00	Horizontal	Vertical	Pass

RSE-V&V LTE Band 38 BW10 CH38000



Frequency (MHz)	Result (dBm)	Factor (dB)	PK Limit (dBm)	Over Limit (dB)	Table (o)	ANT	EUT	Verdict
271.724	-72.69	-14.48	-25.0	-47.69	336.00	Vertical	Vertical	Pass
2591.500	-37.27	9.55	-25.0	-12.27	303.00	Vertical	Vertical	N/A
2885.900	-43.48	11.03	-25.0	-18.48	216.00	Vertical	Vertical	Pass
7810.250	-40.10	16.27	-25.0	-15.10	298.00	Vertical	Vertical	Pass
13378.162	-39.22	16.80	-25.0	-14.22	138.00	Vertical	Vertical	Pass
20353.950	-43.04	12.97	-25.0	-18.04	259.00	Vertical	Vertical	Pass

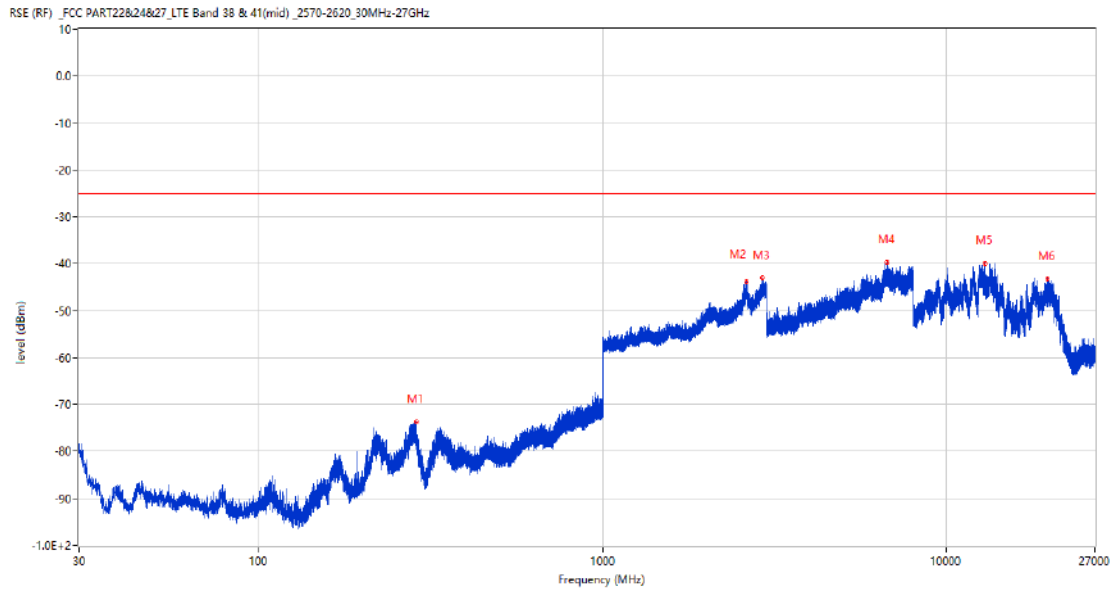
RSE-V&H LTE Band 38 BW10 CH38000



Frequency (MHz)	Result (dBm)	Factor (dB)	PK Limit (dBm)	Over Limit (dB)	Table (o)	ANT	EUT	Verdict
32.182	-74.09	-24.43	-25.0	-49.09	251.00	Vertical	Horizontal	Pass
2591.300	-40.71	9.55	-25.0	-15.71	352.00	Vertical	Horizontal	N/A
2889.300	-43.50	10.92	-25.0	-18.50	13.00	Vertical	Horizontal	Pass
7818.250	-39.85	16.33	-25.0	-14.85	29.00	Vertical	Horizontal	Pass
13375.013	-39.14	16.78	-25.0	-14.14	140.00	Vertical	Horizontal	Pass
19735.200	-43.30	12.94	-25.0	-18.30	96.00	Vertical	Horizontal	Pass

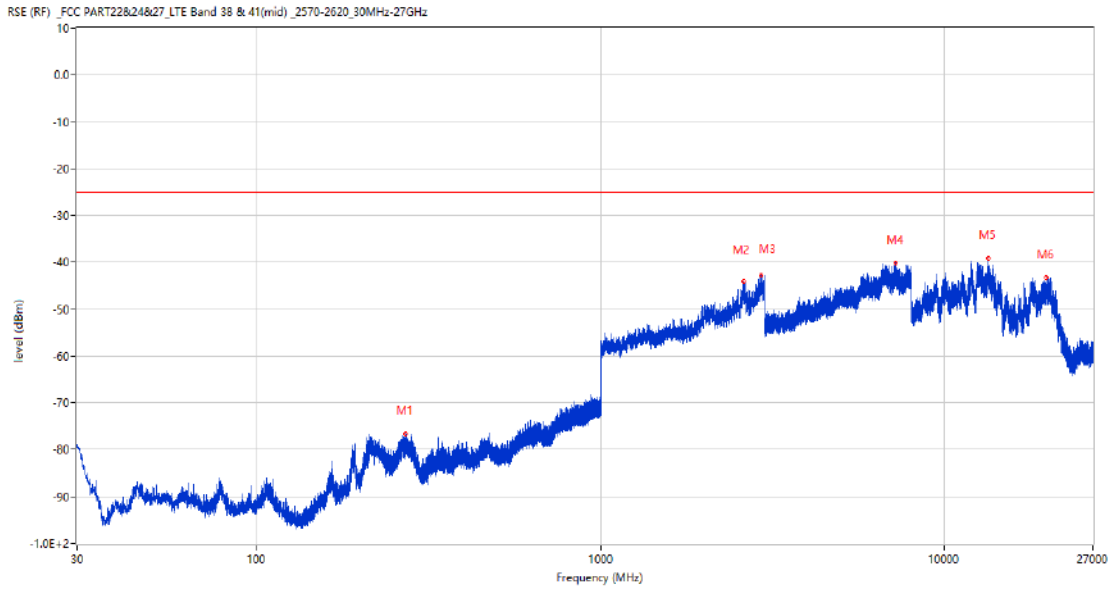
### 13.3 LTE Band 38 BW15, Middle Channel

RSE-H&H LTE Band 38 BW15 CH38000



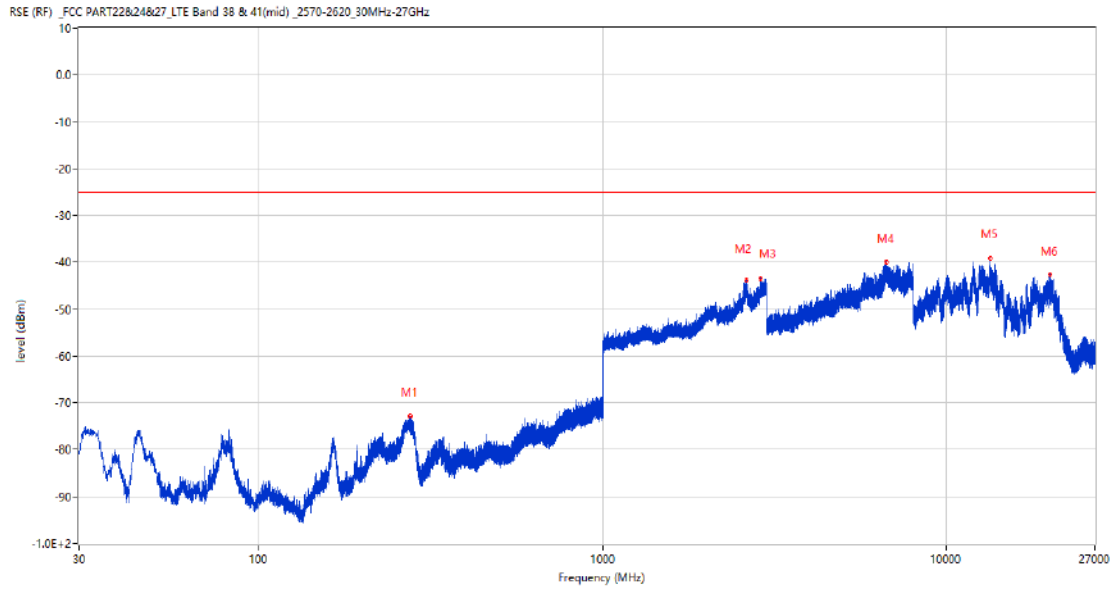
Frequency (MHz)	Result (dBm)	Factor (dB)	PK Limit (dBm)	Over Limit (dB)	Table (o)	ANT	EUT	Verdict
287.390	-73.73	-13.86	-25.0	-48.73	326.00	Horizontal	Horizontal	Pass
2619.400	-43.79	10.02	-25.0	-18.79	102.00	Horizontal	Horizontal	N/A
2916.500	-43.06	11.26	-25.0	-18.06	165.00	Horizontal	Horizontal	Pass
6705.000	-39.64	15.52	-25.0	-14.64	217.00	Horizontal	Horizontal	Pass
12899.888	-39.83	15.48	-25.0	-14.83	71.00	Horizontal	Horizontal	Pass
19644.750	-43.18	12.93	-25.0	-18.18	360.00	Horizontal	Horizontal	Pass

RSE-H&V LTE Band 38 BW15 CH38000



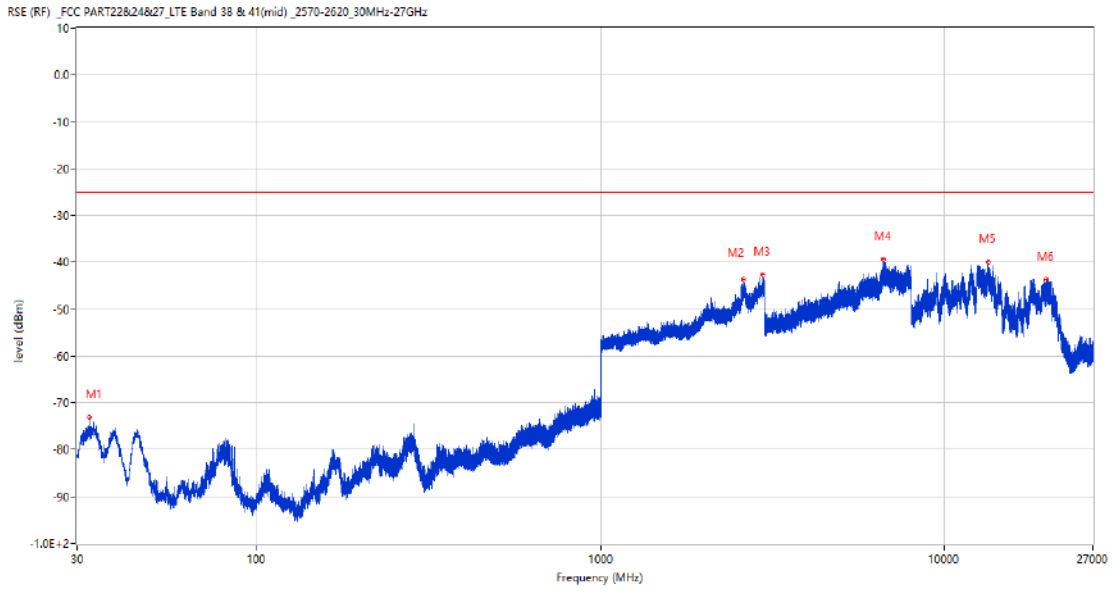
Frequency (MHz)	Result (dBm)	Factor (dB)	PK Limit (dBm)	Over Limit (dB)	Table (o)	ANT	EUT	Verdict
270.172	-76.67	-14.58	-25.0	-51.67	189.00	Horizontal	Vertical	Pass
2600.600	-44.13	9.76	-25.0	-19.13	56.00	Horizontal	Vertical	N/A
2925.900	-42.85	10.75	-25.0	-17.85	360.00	Horizontal	Vertical	Pass
7195.750	-40.12	14.82	-25.0	-15.12	213.00	Horizontal	Vertical	Pass
13350.338	-39.05	16.54	-25.0	-14.05	222.00	Horizontal	Vertical	Pass
19744.651	-43.14	12.94	-25.0	-18.14	360.00	Horizontal	Vertical	Pass

RSE-V&V LTE Band 38 BW15 CH38000



Frequency (MHz)	Result (dBm)	Factor (dB)	PK Limit (dBm)	Over Limit (dB)	Table (o)	ANT	EUT	Verdict
274.925	-72.77	-14.00	-25.0	-47.77	352.00	Vertical	Vertical	Pass
2619.900	-43.96	10.03	-25.0	-18.96	76.00	Vertical	Vertical	N/A
2881.600	-43.48	10.70	-25.0	-18.48	170.00	Vertical	Vertical	Pass
6665.250	-39.86	14.69	-25.0	-14.86	136.00	Vertical	Vertical	Pass
13392.862	-39.20	16.94	-25.0	-14.20	138.00	Vertical	Vertical	Pass
20024.099	-42.66	12.95	-25.0	-17.66	76.00	Vertical	Vertical	Pass

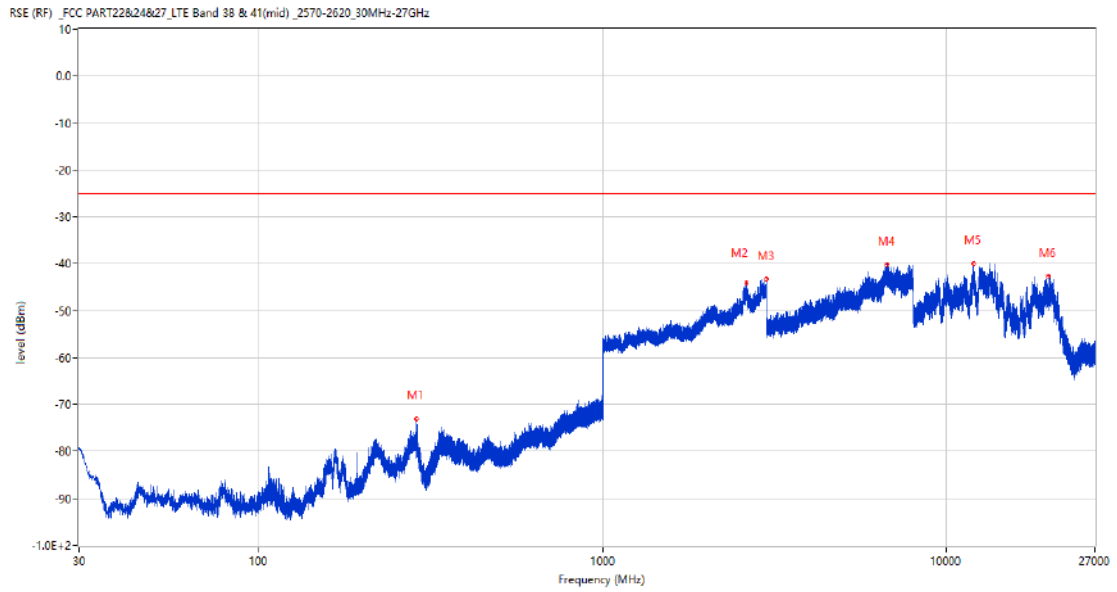
RSE-V&H LTE Band 38 BW15 CH38000



Frequency (MHz)	Result (dBm)	Factor (dB)	PK Limit (dBm)	Over Limit (dB)	Table (o)	ANT	EUT	Verdict
32.667	-73.16	-24.24	-25.0	-48.16	323.00	Vertical	Horizontal	Pass
2598.500	-43.75	9.72	-25.0	-18.75	14.00	Vertical	Horizontal	N/A
2966.100	-42.71	11.53	-25.0	-17.71	175.00	Vertical	Horizontal	Pass
6655.500	-39.38	15.04	-25.0	-14.38	168.00	Vertical	Horizontal	Pass
13402.313	-39.87	16.96	-25.0	-14.87	59.00	Vertical	Horizontal	Pass
19756.349	-43.69	12.94	-25.0	-18.69	360.00	Vertical	Horizontal	Pass

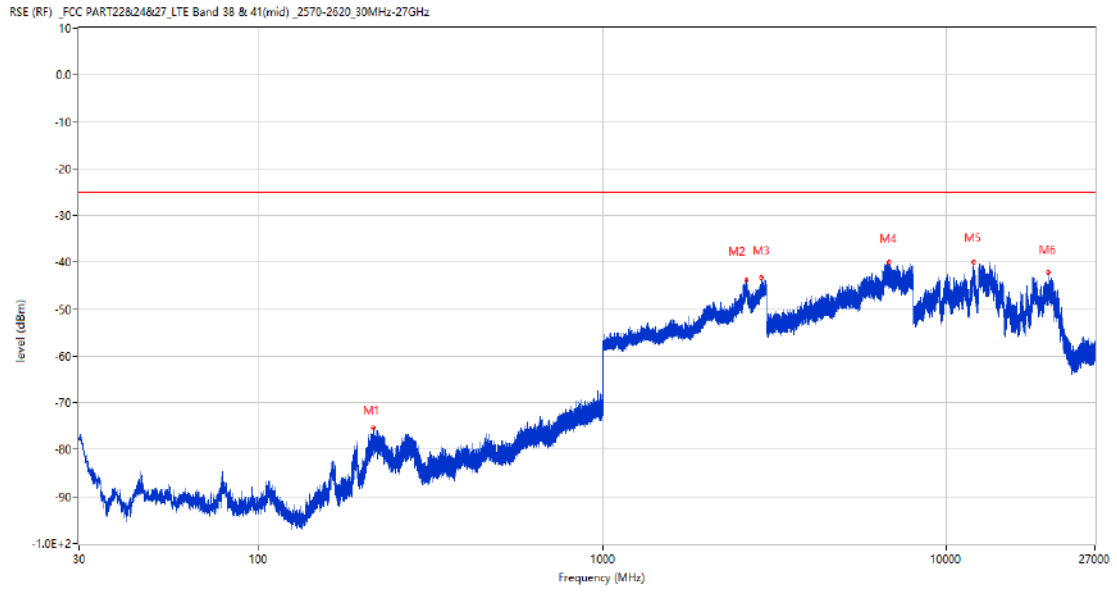
### 13.4 LTE Band 38 BW20, Middle Channel

RSE-H&H LTE Band 38 BW20 CH38000



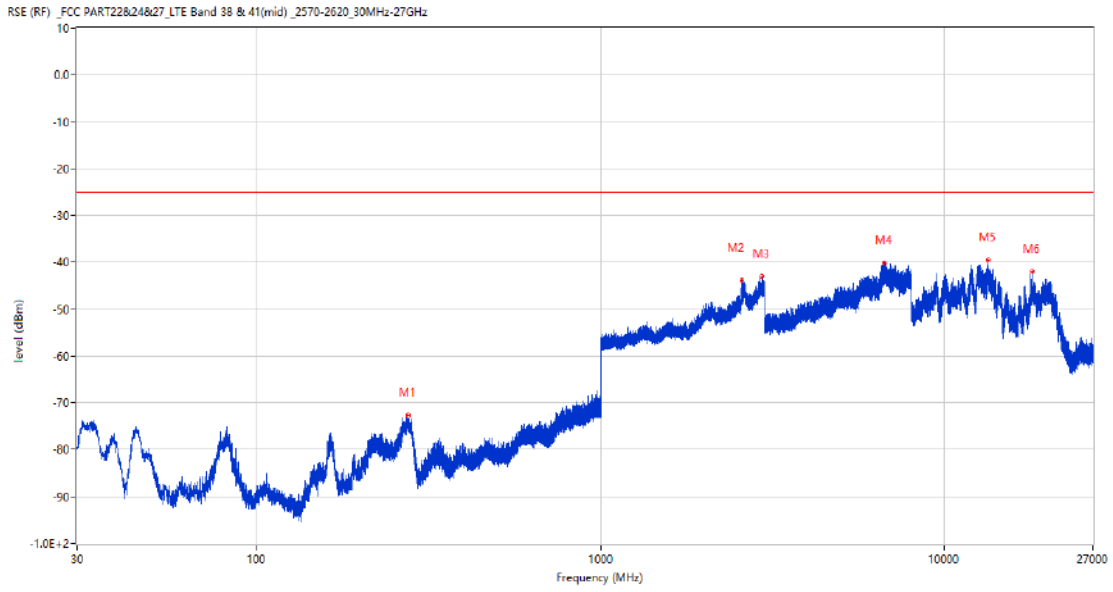
Frequency (MHz)	Result (dBm)	Factor (dB)	PK Limit (dBm)	Over Limit (dB)	Table (o)	ANT	EUT	Verdict
287.535	-72.99	-13.89	-25.0	-47.99	309.00	Horizontal	Horizontal	Pass
2613.600	-44.11	9.94	-25.0	-19.11	268.00	Horizontal	Horizontal	N/A
2996.600	-43.28	10.70	-25.0	-18.28	71.00	Horizontal	Horizontal	Pass
6702.250	-40.18	15.53	-25.0	-15.18	266.00	Horizontal	Horizontal	Pass
11951.050	-39.98	14.01	-25.0	-14.98	220.00	Horizontal	Horizontal	Pass
19713.151	-42.68	12.94	-25.0	-17.68	287.00	Horizontal	Horizontal	Pass

RSE-H&V LTE Band 38 BW20 CH38000



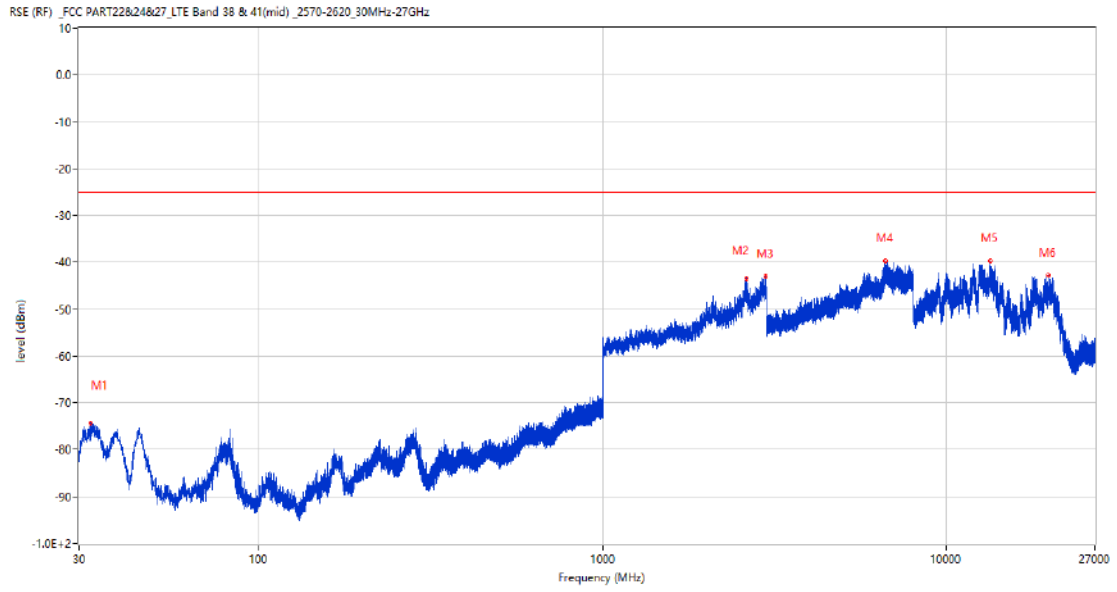
Frequency (MHz)	Result (dBm)	Factor (dB)	PK Limit (dBm)	Over Limit (dB)	Table (o)	ANT	EUT	Verdict
214.882	-75.43	-16.68	-25.0	-50.43	328.00	Horizontal	Vertical	Pass
2619.600	-43.93	10.02	-25.0	-18.93	261.00	Horizontal	Vertical	N/A
2889.000	-43.20	10.90	-25.0	-18.20	209.00	Horizontal	Vertical	Pass
6802.500	-39.88	14.48	-25.0	-14.88	130.00	Horizontal	Vertical	Pass
11988.575	-39.83	13.86	-25.0	-14.83	28.00	Horizontal	Vertical	Pass
19755.901	-42.26	12.94	-25.0	-17.26	360.00	Horizontal	Vertical	Pass

RSE-V&V LTE Band 38 BW20 CH38000



Frequency (MHz)	Result (dBm)	Factor (dB)	PK Limit (dBm)	Over Limit (dB)	Table (o)	ANT	EUT	Verdict
275.168	-72.74	-13.99	-25.0	-47.74	343.00	Vertical	Vertical	Pass
2576.500	-43.96	9.19	-25.0	-18.96	82.00	Vertical	Vertical	N/A
2949.400	-43.06	10.67	-25.0	-18.06	300.00	Vertical	Vertical	Pass
6693.500	-40.23	14.83	-25.0	-15.23	170.00	Vertical	Vertical	Pass
13383.937	-39.58	16.86	-25.0	-14.58	121.00	Vertical	Vertical	Pass
17961.413	-41.99	13.81	-25.0	-16.99	141.00	Vertical	Vertical	Pass

RSE-V&H LTE Band 38 BW20 CH38000

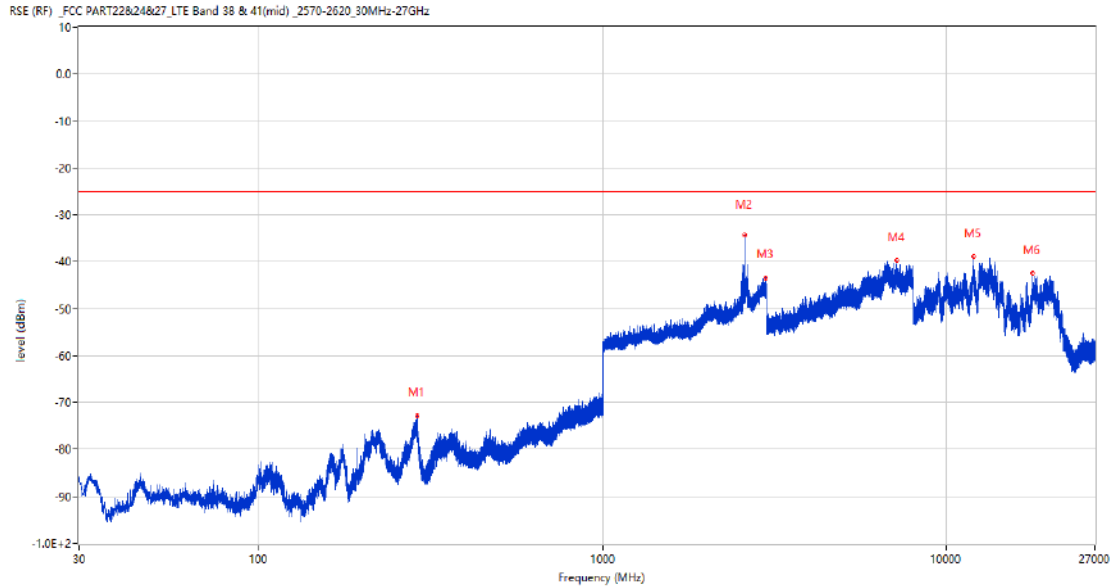


Frequency (MHz)	Result (dBm)	Factor (dB)	PK Limit (dBm)	Over Limit (dB)	Table (o)	ANT	EUT	Verdict
32.328	-74.28	-24.37	-25.0	-49.28	292.00	Vertical	Horizontal	Pass
2619.800	-43.41	10.03	-25.0	-18.41	101.00	Vertical	Horizontal	N/A
2969.500	-43.06	11.90	-25.0	-18.06	204.00	Vertical	Horizontal	Pass
6654.500	-39.70	14.94	-25.0	-14.70	4.00	Vertical	Horizontal	Pass
13354.800	-39.69	16.59	-25.0	-14.69	337.00	Vertical	Horizontal	Pass
19724.849	-42.82	12.94	-25.0	-17.82	257.00	Vertical	Horizontal	Pass

## 14 LTE Band 41

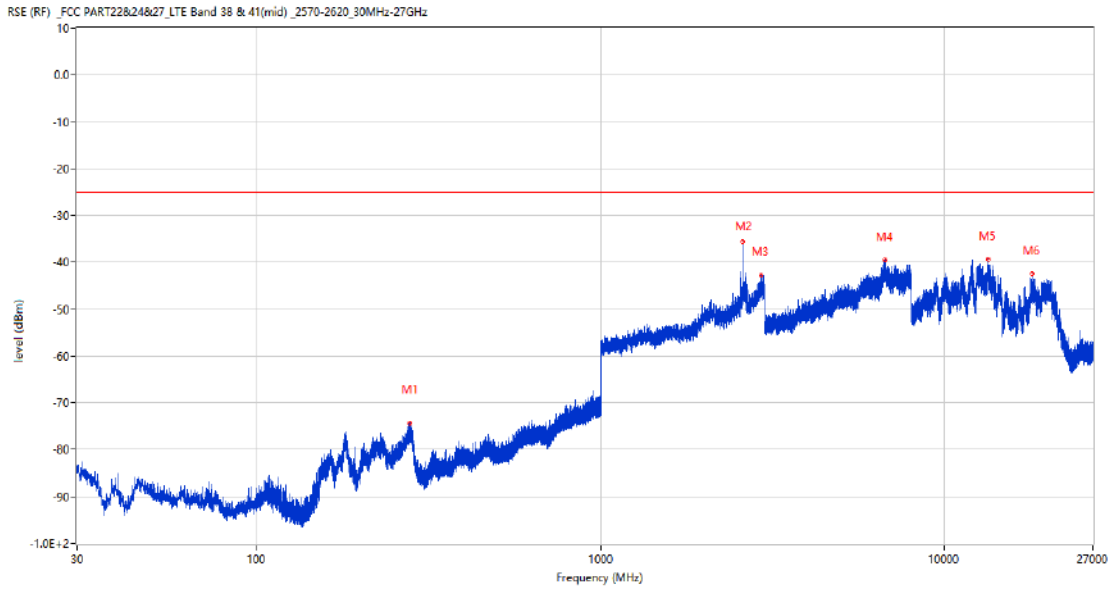
### 14.1 LTE Band 41 BW5, Middle Channel

RSE-H&H LTE Band 41 BW5 CH40620



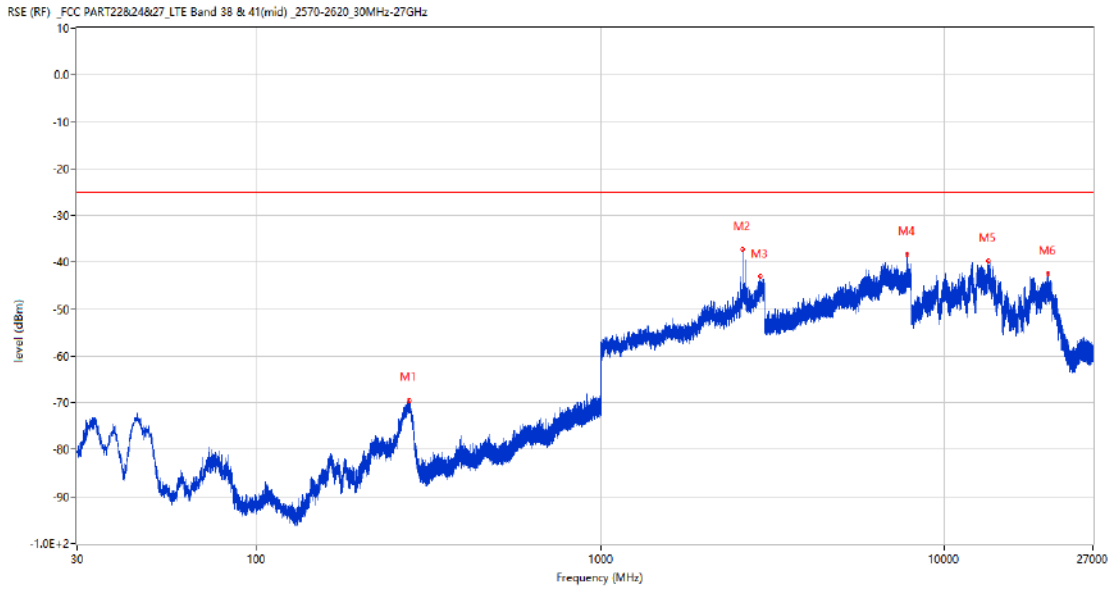
Frequency (MHz)	Result (dBm)	Factor (dB)	PK Limit (dBm)	Over Limit (dB)	Table (o)	ANT	EUT	Verdict
287.729	-72.77	-13.91	-25.0	-47.77	294.00	Horizontal	Horizontal	Pass
2591.700	-34.42	9.56	-25.0	-9.42	294.00	Horizontal	Horizontal	N/A
2973.300	-43.41	12.09	-25.0	-18.41	313.00	Horizontal	Horizontal	Pass
7146.500	-39.75	14.06	-25.0	-14.75	33.00	Horizontal	Horizontal	Pass
11959.363	-38.82	13.97	-25.0	-13.82	207.00	Horizontal	Horizontal	Pass
17814.151	-42.34	12.82	-25.0	-17.34	49.00	Horizontal	Horizontal	Pass

RSE-H&V LTE Band 41 BW5 CH40620



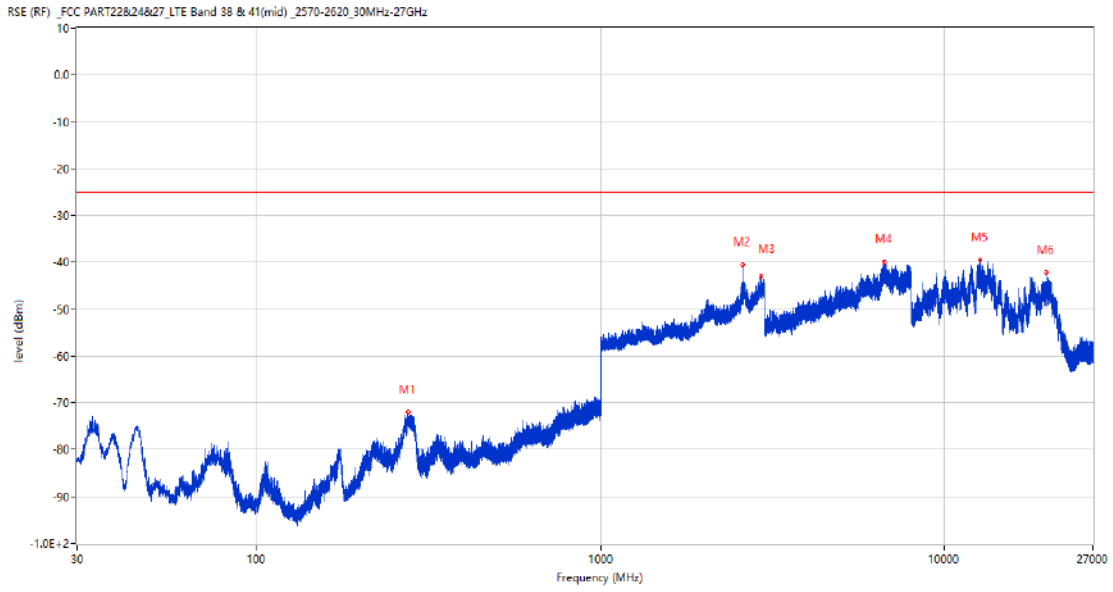
Frequency (MHz)	Result (dBm)	Factor (dB)	PK Limit (dBm)	Over Limit (dB)	Table (o)	ANT	EUT	Verdict
278.659	-74.22	-13.59	-25.0	-49.22	301.00	Horizontal	Vertical	Pass
2591.600	-35.51	9.55	-25.0	-10.51	177.00	Horizontal	Vertical	N/A
2919.400	-42.73	11.46	-25.0	-17.73	2.00	Horizontal	Vertical	Pass
6702.750	-39.48	15.54	-25.0	-14.48	117.00	Horizontal	Vertical	Pass
13372.125	-39.32	16.75	-25.0	-14.32	333.00	Horizontal	Vertical	Pass
17934.901	-42.41	13.73	-25.0	-17.41	58.00	Horizontal	Vertical	Pass

RSE-V&V LTE Band 41 BW5 CH40620



Frequency (MHz)	Result (dBm)	Factor (dB)	PK Limit (dBm)	Over Limit (dB)	Table (o)	ANT	EUT	Verdict
276.186	-69.45	-13.85	-25.0	-44.45	0.00	Vertical	Vertical	Pass
2591.600	-37.20	9.55	-25.0	-12.20	200.00	Vertical	Vertical	N/A
2916.800	-43.10	11.31	-25.0	-18.10	143.00	Vertical	Vertical	Pass
7773.000	-38.17	14.80	-25.0	-13.17	248.00	Vertical	Vertical	Pass
13380.000	-39.74	16.82	-25.0	-14.74	360.00	Vertical	Vertical	Pass
20040.301	-42.42	12.95	-25.0	-17.42	35.00	Vertical	Vertical	Pass

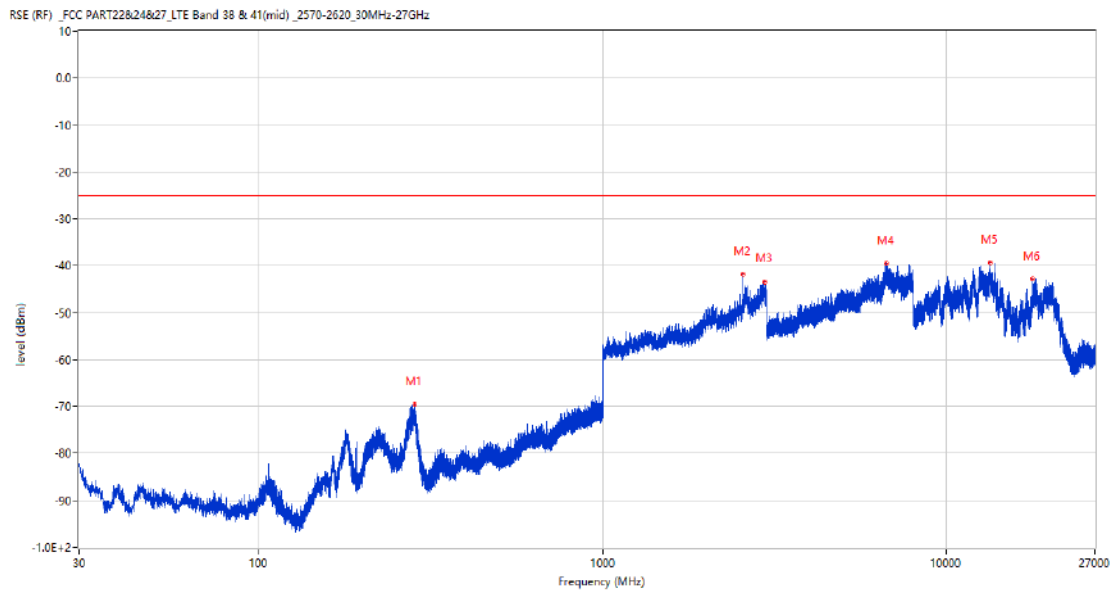
RSE-V&H LTE Band 41 BW5 CH40620



Frequency (MHz)	Result (dBm)	Factor (dB)	PK Limit (dBm)	Over Limit (dB)	Table (o)	ANT	EUT	Verdict
274.731	-71.98	-14.01	-25.0	-46.98	0.00	Vertical	Horizontal	Pass
2591.500	-40.60	9.55	-25.0	-15.60	337.00	Vertical	Horizontal	N/A
2921.700	-42.95	11.37	-25.0	-17.95	306.00	Vertical	Horizontal	Pass
6664.750	-40.00	14.69	-25.0	-15.00	210.00	Vertical	Horizontal	Pass
12693.238	-39.54	14.72	-25.0	-14.54	165.00	Vertical	Horizontal	Pass
19748.700	-42.18	12.94	-25.0	-17.18	0.00	Vertical	Horizontal	Pass

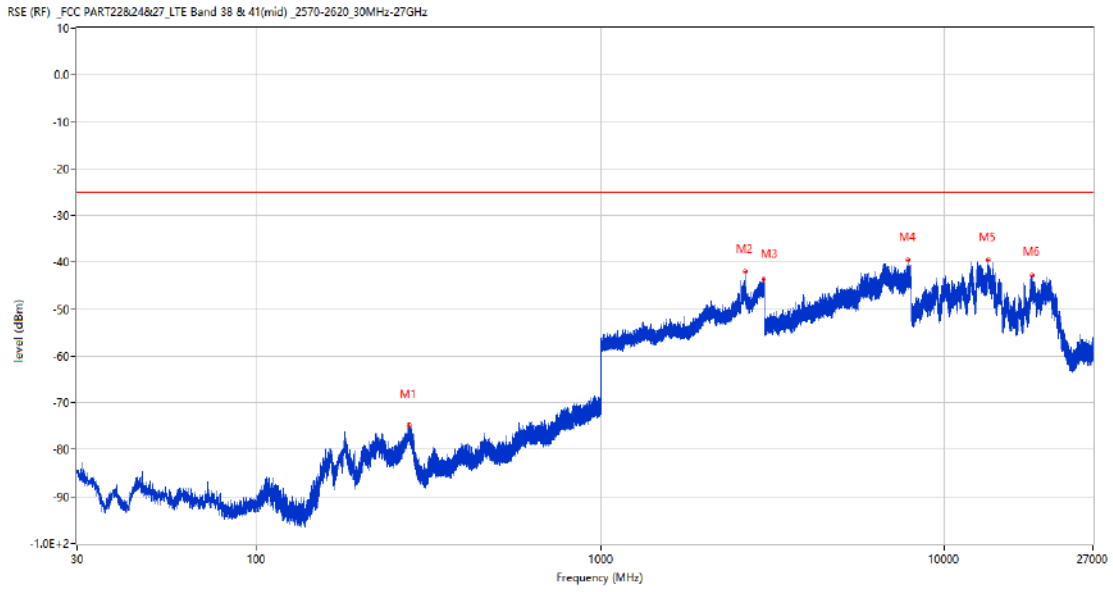
## 14.2 LTE Band 41 BW10, Middle Channel

RSE-H&H LTE Band 41 BW10 CH40620



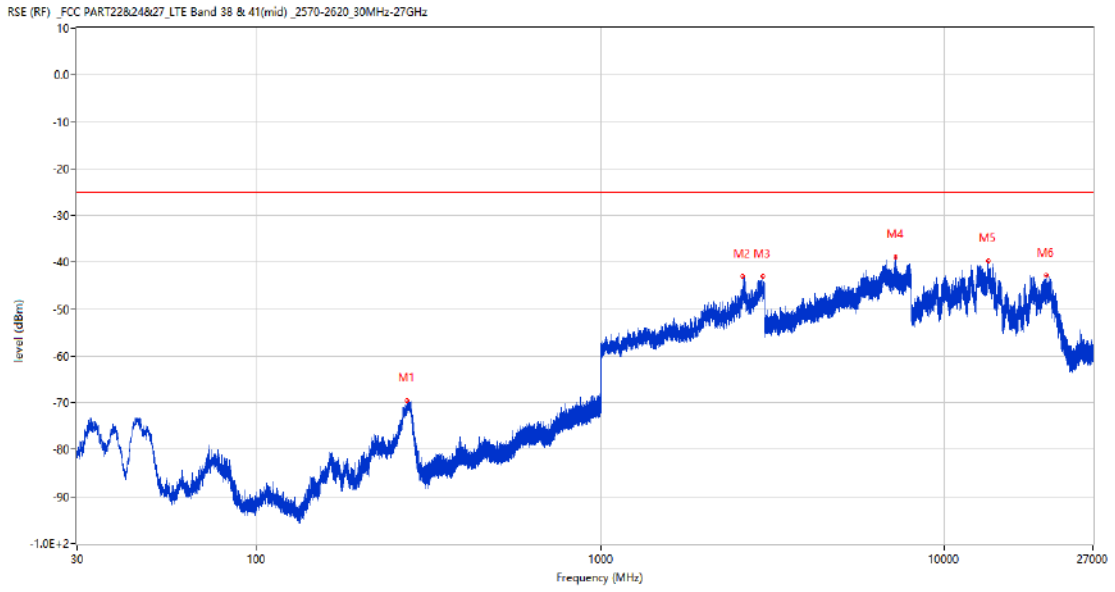
Frequency (MHz)	Result (dBm)	Factor (dB)	PK Limit (dBm)	Over Limit (dB)	Table (o)	ANT	EUT	Verdict
282.927	-69.52	-13.47	-25.0	-44.52	303.00	Horizontal	Horizontal	Pass
2554.000	-41.79	7.27	-25.0	-16.79	280.00	Horizontal	Horizontal	Pass
2965.300	-43.54	11.49	-25.0	-18.54	254.00	Horizontal	Horizontal	Pass
6692.750	-39.50	14.87	-25.0	-14.50	272.00	Horizontal	Horizontal	Pass
13405.463	-39.32	16.89	-25.0	-14.32	0.00	Horizontal	Horizontal	Pass
17805.488	-42.78	13.05	-25.0	-17.78	284.00	Horizontal	Horizontal	Pass

RSE-H&V LTE Band 41 BW10 CH40620



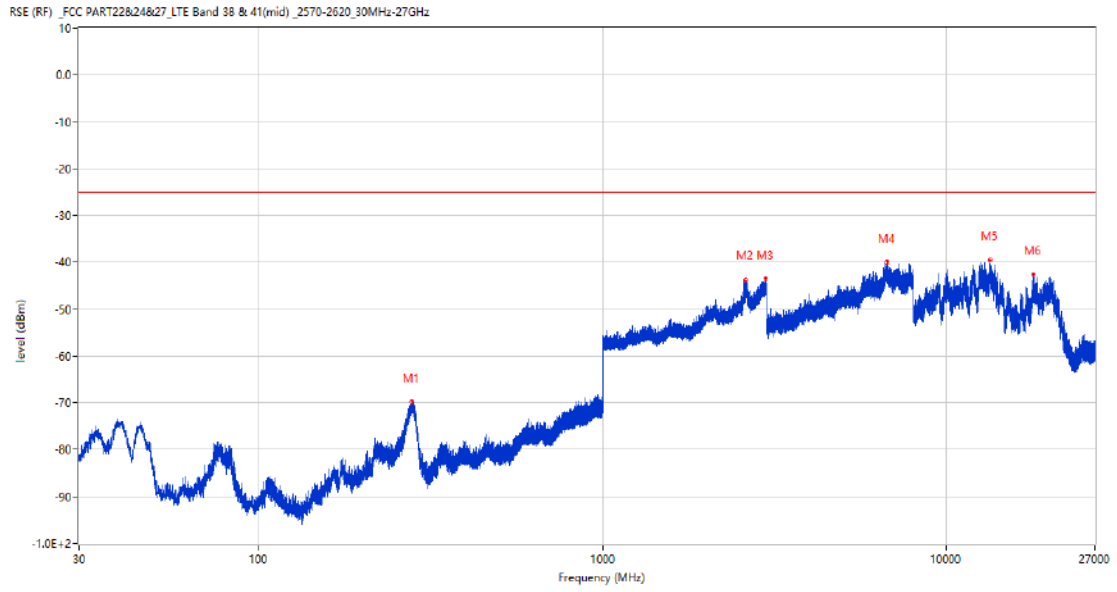
Frequency (MHz)	Result (dBm)	Factor (dB)	PK Limit (dBm)	Over Limit (dB)	Table (o)	ANT	EUT	Verdict
277.350	-74.65	-13.81	-25.0	-49.65	315.00	Horizontal	Vertical	Pass
2627.900	-41.97	8.64	-25.0	-16.97	173.00	Horizontal	Vertical	Pass
2970.900	-43.69	12.03	-25.0	-18.69	225.00	Horizontal	Vertical	Pass
7816.250	-39.48	16.32	-25.0	-14.48	213.00	Horizontal	Vertical	Pass
13399.950	-39.55	17.01	-25.0	-14.55	290.00	Horizontal	Vertical	Pass
17945.137	-42.91	13.97	-25.0	-17.91	15.00	Horizontal	Vertical	Pass

RSE-V&V LTE Band 41 BW10 CH40620



Frequency (MHz)	Result (dBm)	Factor (dB)	PK Limit (dBm)	Over Limit (dB)	Table (o)	ANT	EUT	Verdict
273.906	-69.60	-14.24	-25.0	-44.60	343.00	Vertical	Vertical	Pass
2584.400	-43.11	9.38	-25.0	-18.11	210.00	Vertical	Vertical	N/A
2968.800	-42.96	11.83	-25.0	-17.96	52.00	Vertical	Vertical	Pass
7205.250	-38.91	14.36	-25.0	-13.91	360.00	Vertical	Vertical	Pass
13366.875	-39.68	16.70	-25.0	-14.68	187.00	Vertical	Vertical	Pass
19720.350	-42.92	12.94	-25.0	-17.92	299.00	Vertical	Vertical	Pass

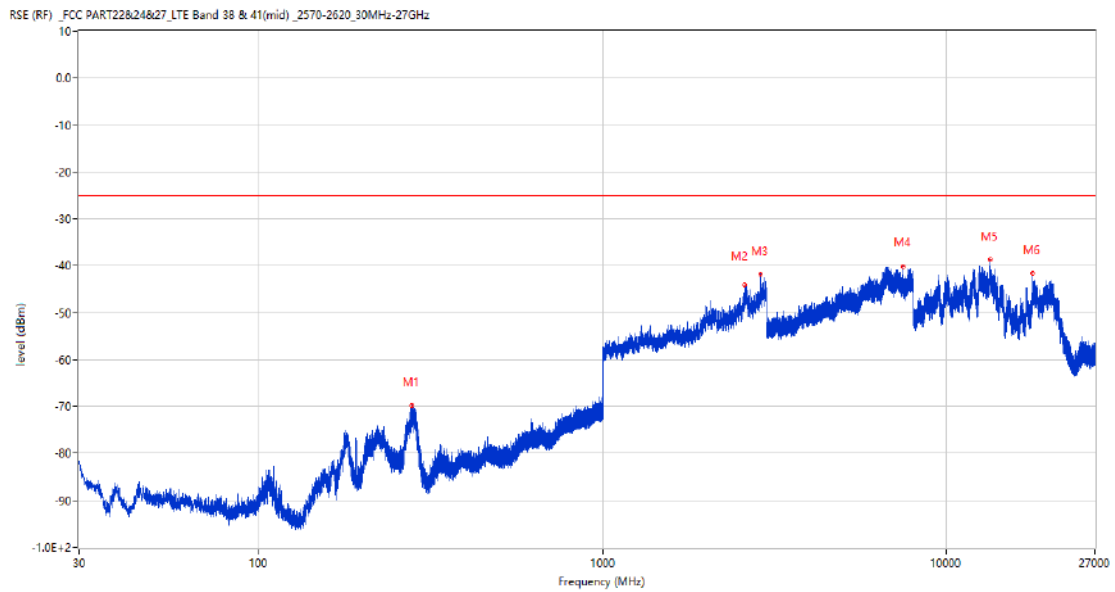
RSE-V&H LTE Band 41 BW10 CH40620



Frequency (MHz)	Result (dBm)	Factor (dB)	PK Limit (dBm)	Over Limit (dB)	Table (o)	ANT	EUT	Verdict
279.193	-69.84	-13.53	-25.0	-44.84	29.00	Vertical	Horizontal	Pass
2600.000	-43.92	9.76	-25.0	-18.92	302.00	Vertical	Horizontal	N/A
2974.000	-43.45	12.04	-25.0	-18.45	271.00	Vertical	Horizontal	Pass
6707.250	-39.91	15.64	-25.0	-14.91	195.00	Vertical	Horizontal	Pass
13375.013	-39.42	16.78	-25.0	-14.42	360.00	Vertical	Horizontal	Pass
17923.613	-42.71	13.46	-25.0	-17.71	341.00	Vertical	Horizontal	Pass

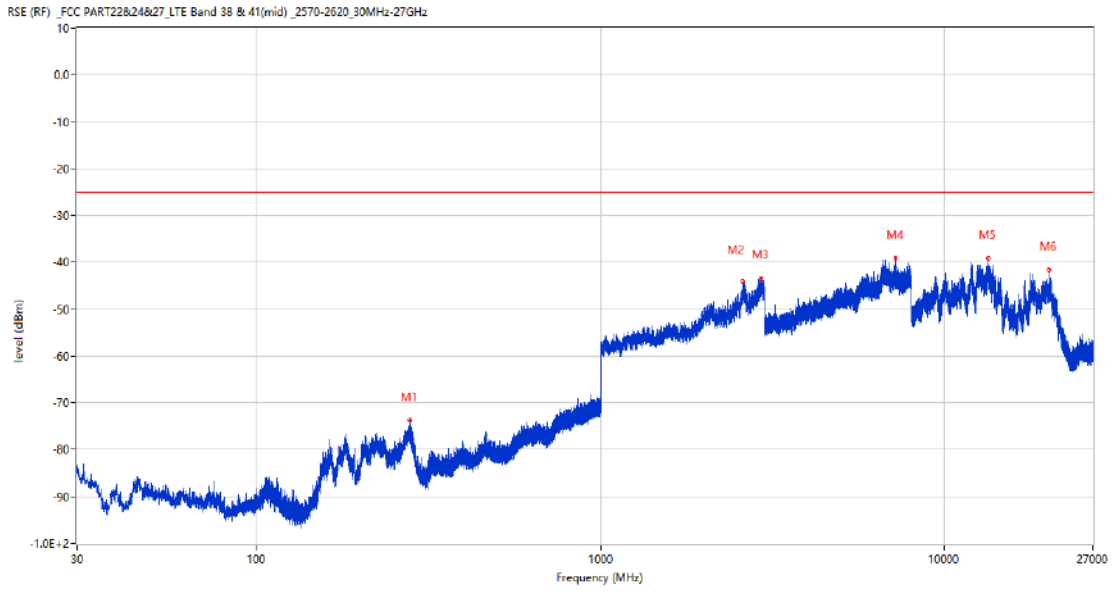
### 14.3 LTE Band 41 BW15, Middle Channel

RSE-H&H LTE Band 41 BW15 CH40620



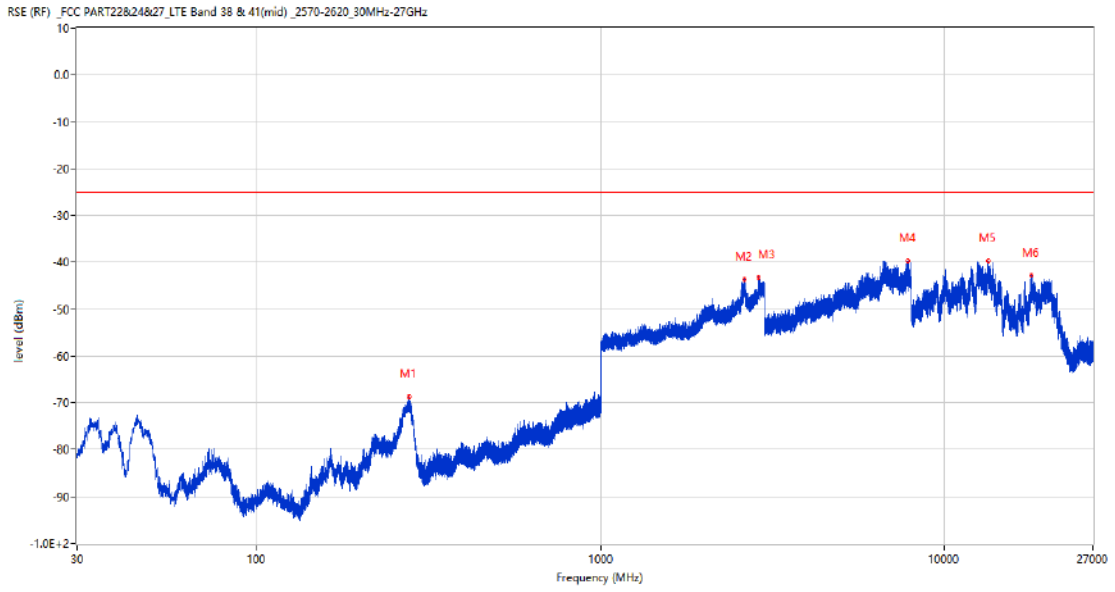
Frequency (MHz)	Result (dBm)	Factor (dB)	PK Limit (dBm)	Over Limit (dB)	Table (o)	ANT	EUT	Verdict
278.853	-69.85	-13.53	-25.0	-44.85	311.00	Horizontal	Horizontal	Pass
2590.600	-44.17	9.53	-25.0	-19.17	184.00	Horizontal	Horizontal	N/A
2878.600	-41.82	10.38	-25.0	-16.82	342.00	Horizontal	Horizontal	Pass
7457.750	-40.14	13.60	-25.0	-15.14	19.00	Horizontal	Horizontal	Pass
13381.838	-38.75	16.84	-25.0	-13.75	136.00	Horizontal	Horizontal	Pass
17810.475	-41.57	12.92	-25.0	-16.57	28.00	Horizontal	Horizontal	Pass

RSE-H&V LTE Band 41 BW15 CH40620



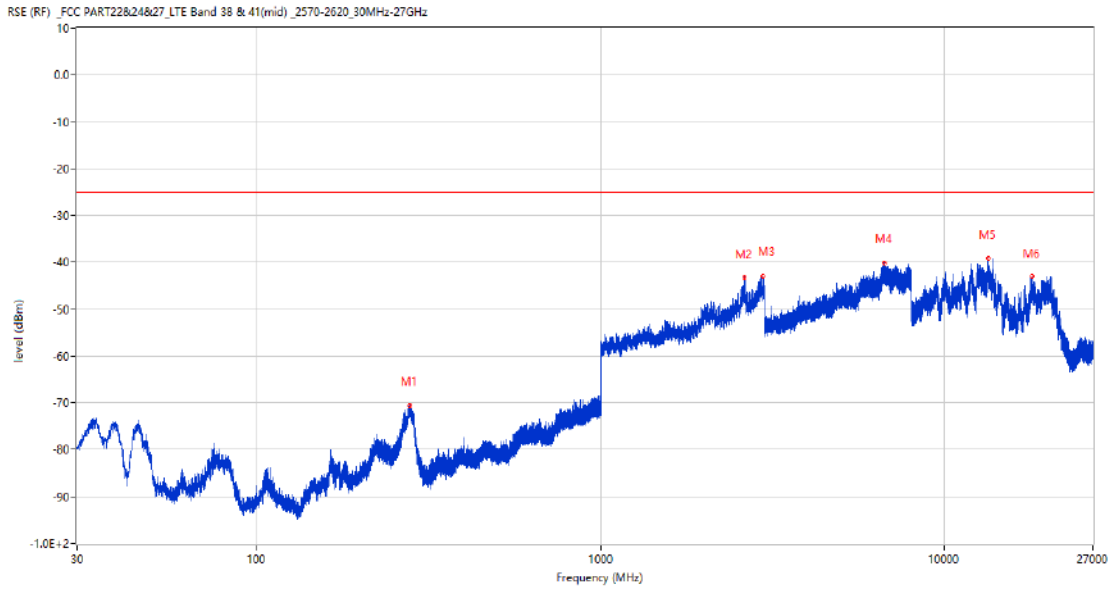
Frequency (MHz)	Result (dBm)	Factor (dB)	PK Limit (dBm)	Over Limit (dB)	Table (o)	ANT	EUT	Verdict
278.805	-73.77	-13.55	-25.0	-48.77	307.00	Horizontal	Vertical	Pass
2589.900	-44.05	9.51	-25.0	-19.05	60.00	Horizontal	Vertical	N/A
2917.300	-43.37	11.39	-25.0	-18.37	281.00	Horizontal	Vertical	Pass
7200.000	-39.12	14.80	-25.0	-14.12	0.00	Horizontal	Vertical	Pass
13399.425	-39.01	17.00	-25.0	-14.01	113.00	Horizontal	Vertical	Pass
20068.198	-41.60	12.96	-25.0	-16.60	169.00	Horizontal	Vertical	Pass

RSE-V&V LTE Band 41 BW15 CH40620



Frequency (MHz)	Result (dBm)	Factor (dB)	PK Limit (dBm)	Over Limit (dB)	Table (o)	ANT	EUT	Verdict
276.283	-68.76	-13.83	-25.0	-43.76	7.00	Vertical	Vertical	Pass
2613.000	-43.75	9.93	-25.0	-18.75	53.00	Vertical	Vertical	N/A
2882.400	-43.25	10.95	-25.0	-18.25	110.00	Vertical	Vertical	Pass
7813.500	-39.77	16.25	-25.0	-14.77	360.00	Vertical	Vertical	Pass
13358.474	-39.67	16.62	-25.0	-14.67	108.00	Vertical	Vertical	Pass
17918.364	-42.86	13.33	-25.0	-17.86	235.00	Vertical	Vertical	Pass

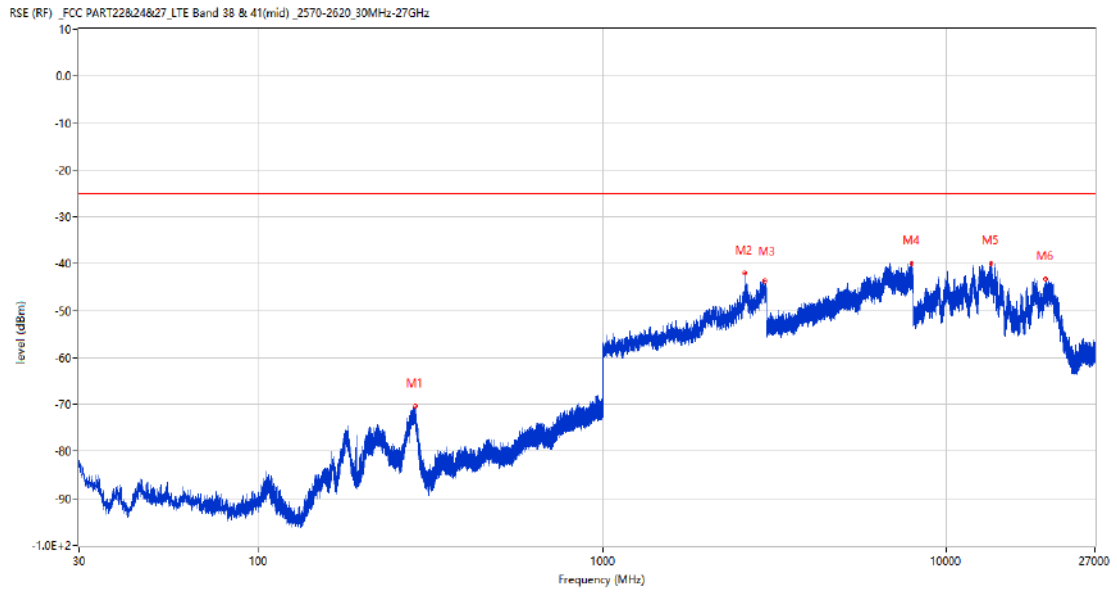
RSE-V&H LTE Band 41 BW15 CH40620



Frequency (MHz)	Result (dBm)	Factor (dB)	PK Limit (dBm)	Over Limit (dB)	Table (o)	ANT	EUT	Verdict
278.078	-70.50	-13.75	-25.0	-45.50	199.00	Vertical	Horizontal	Pass
2622.500	-43.23	10.06	-25.0	-18.23	25.00	Vertical	Horizontal	N/A
2967.200	-42.94	11.62	-25.0	-17.94	114.00	Vertical	Horizontal	Pass
6667.000	-40.08	14.62	-25.0	-15.08	161.00	Vertical	Horizontal	Pass
13350.600	-39.04	16.55	-25.0	-14.04	324.00	Vertical	Horizontal	Pass
17997.375	-43.04	12.92	-25.0	-18.04	360.00	Vertical	Horizontal	Pass

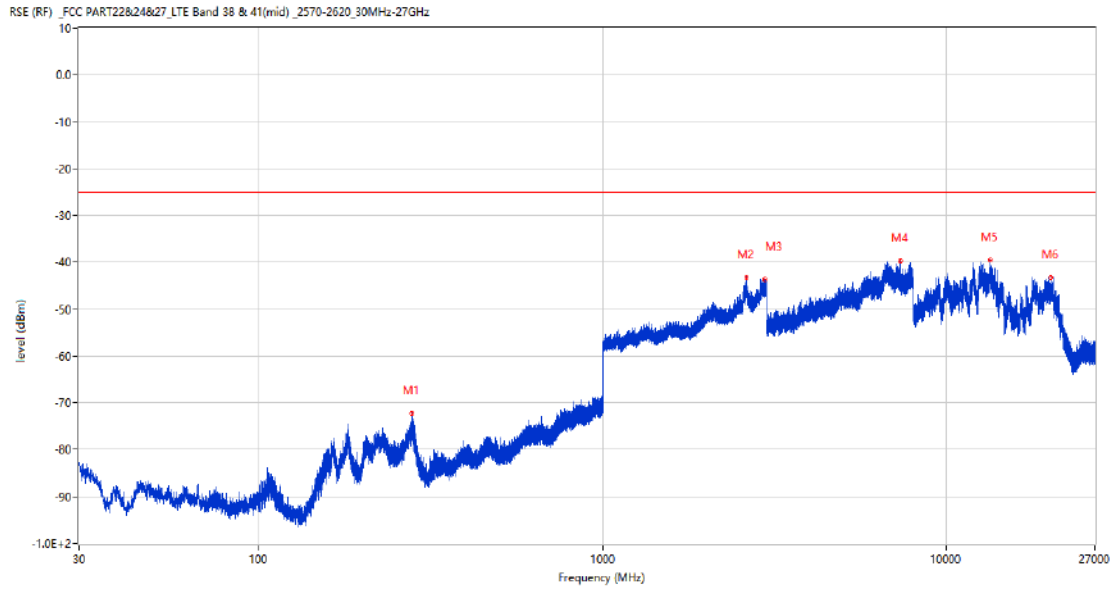
### 14.4 LTE Band 41 BW20, Middle Channel

RSE-H&H LTE Band 41 BW20 CH40620



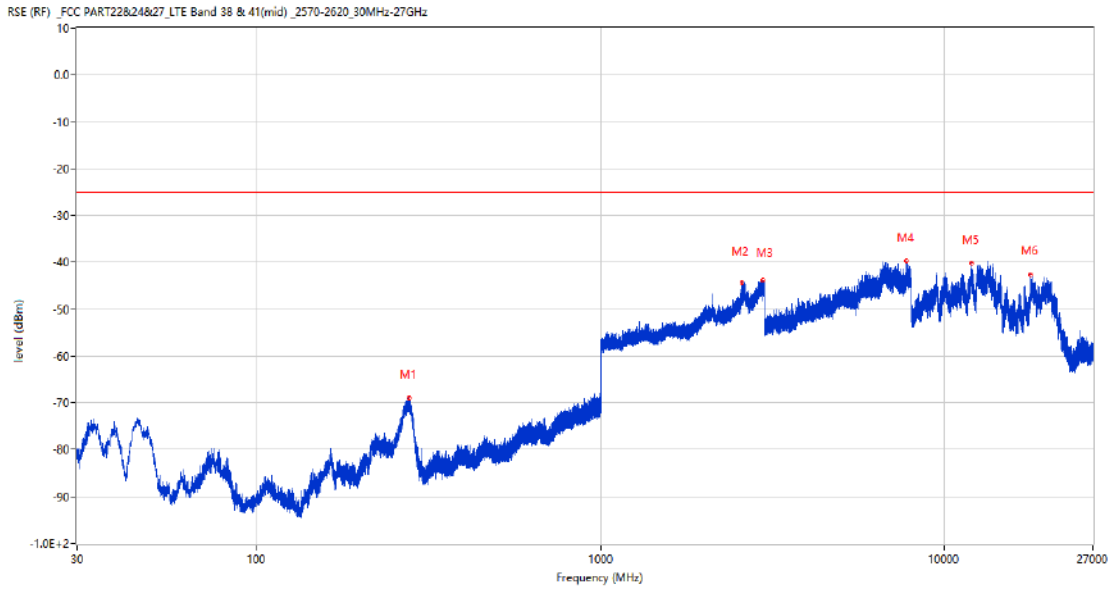
Frequency (MHz)	Result (dBm)	Factor (dB)	PK Limit (dBm)	Over Limit (dB)	Table (o)	ANT	EUT	Verdict
284.382	-70.38	-13.50	-25.0	-45.38	298.00	Horizontal	Horizontal	Pass
2585.000	-41.99	9.40	-25.0	-16.99	280.00	Horizontal	Horizontal	N/A
2959.000	-43.63	11.23	-25.0	-18.63	217.00	Horizontal	Horizontal	Pass
7900.250	-39.87	14.95	-25.0	-14.87	179.00	Horizontal	Horizontal	Pass
13429.088	-39.95	16.37	-25.0	-14.95	44.00	Horizontal	Horizontal	Pass
19393.651	-43.25	12.92	-25.0	-18.25	187.00	Horizontal	Horizontal	Pass

RSE-H&V LTE Band 41 BW20 CH40620



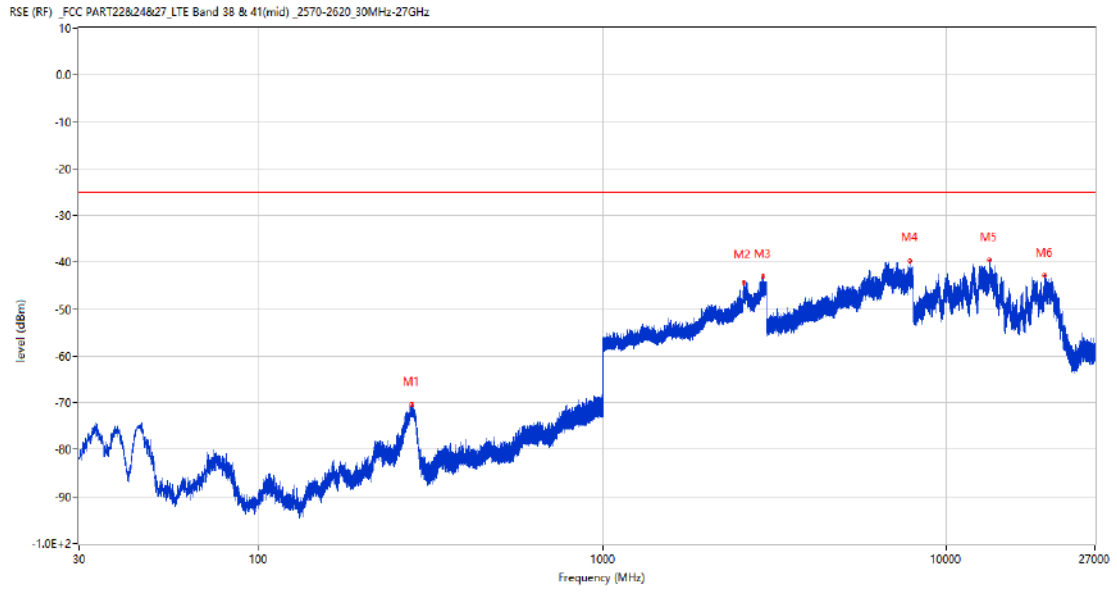
Frequency (MHz)	Result (dBm)	Factor (dB)	PK Limit (dBm)	Over Limit (dB)	Table (o)	ANT	EUT	Verdict
278.853	-72.33	-13.53	-25.0	-47.33	306.00	Horizontal	Vertical	Pass
2614.200	-43.27	9.95	-25.0	-18.27	103.00	Horizontal	Vertical	N/A
2956.800	-43.67	11.25	-25.0	-18.67	53.00	Horizontal	Vertical	Pass
7351.500	-39.61	14.80	-25.0	-14.61	268.00	Horizontal	Vertical	Pass
13352.963	-39.61	16.57	-25.0	-14.61	93.00	Horizontal	Vertical	Pass
20079.450	-43.34	12.96	-25.0	-18.34	0.00	Horizontal	Vertical	Pass

RSE-V&V LTE Band 41 BW20 CH40620



Frequency (MHz)	Result (dBm)	Factor (dB)	PK Limit (dBm)	Over Limit (dB)	Table (o)	ANT	EUT	Verdict
277.253	-68.91	-13.81	-25.0	-43.91	183.00	Vertical	Vertical	Pass
2576.500	-44.34	9.19	-25.0	-19.34	9.00	Vertical	Vertical	N/A
2965.600	-43.95	11.49	-25.0	-18.95	60.00	Vertical	Vertical	Pass
7753.000	-39.79	14.31	-25.0	-14.79	256.00	Vertical	Vertical	Pass
11956.987	-40.05	13.98	-25.0	-15.05	100.00	Vertical	Vertical	Pass
17811.526	-42.52	12.89	-25.0	-17.52	172.00	Vertical	Vertical	Pass

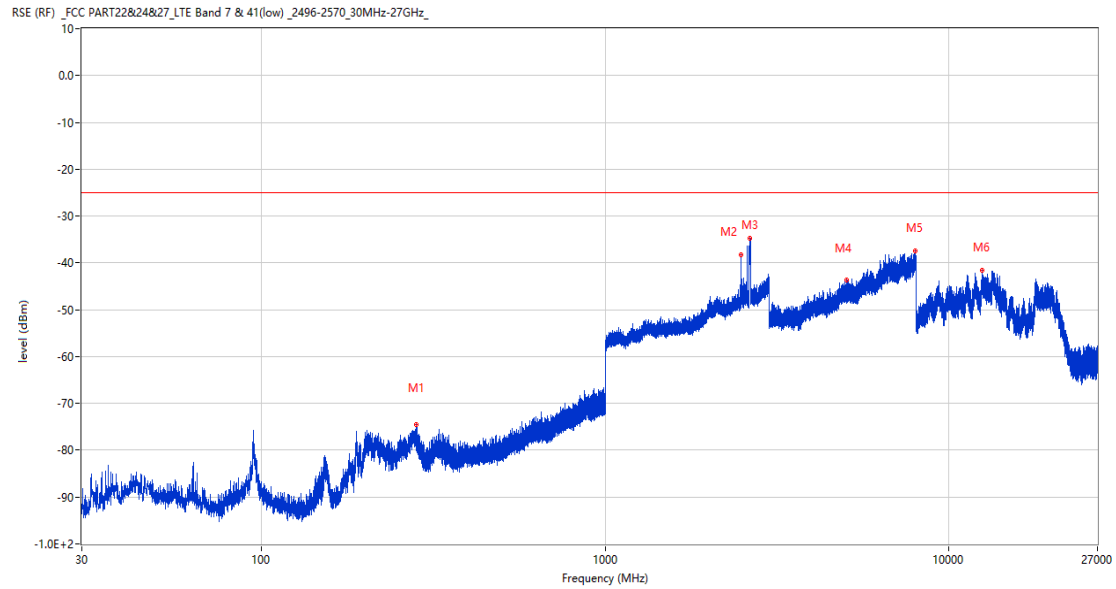
RSE-V&H LTE Band 41 BW20 CH40620



Frequency (MHz)	Result (dBm)	Factor (dB)	PK Limit (dBm)	Over Limit (dB)	Table (o)	ANT	EUT	Verdict
278.029	-70.40	-13.76	-25.0	-45.40	0.00	Vertical	Horizontal	Pass
2574.300	-44.28	9.14	-25.0	-19.28	70.00	Vertical	Horizontal	N/A
2925.200	-43.10	10.90	-25.0	-18.10	19.00	Vertical	Horizontal	Pass
7810.250	-39.75	16.27	-25.0	-14.75	142.00	Vertical	Horizontal	Pass
13348.763	-39.57	16.49	-25.0	-14.57	155.00	Vertical	Horizontal	Pass
19275.749	-42.85	12.92	-25.0	-17.85	239.00	Vertical	Horizontal	Pass

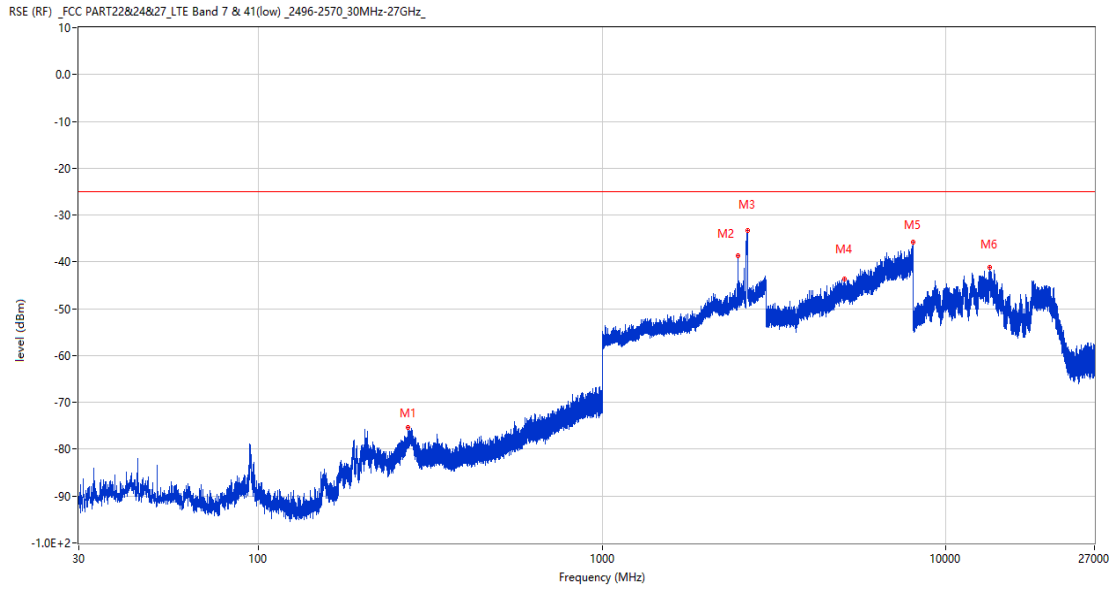
CA  
 15 CA\_7C  
 15.1 CA\_7C 20MHz+10MHz, QPSK, Low Channel

RSE-H&H CH20850 20M RB1 LOW CH20994 10M RB1 HIGH



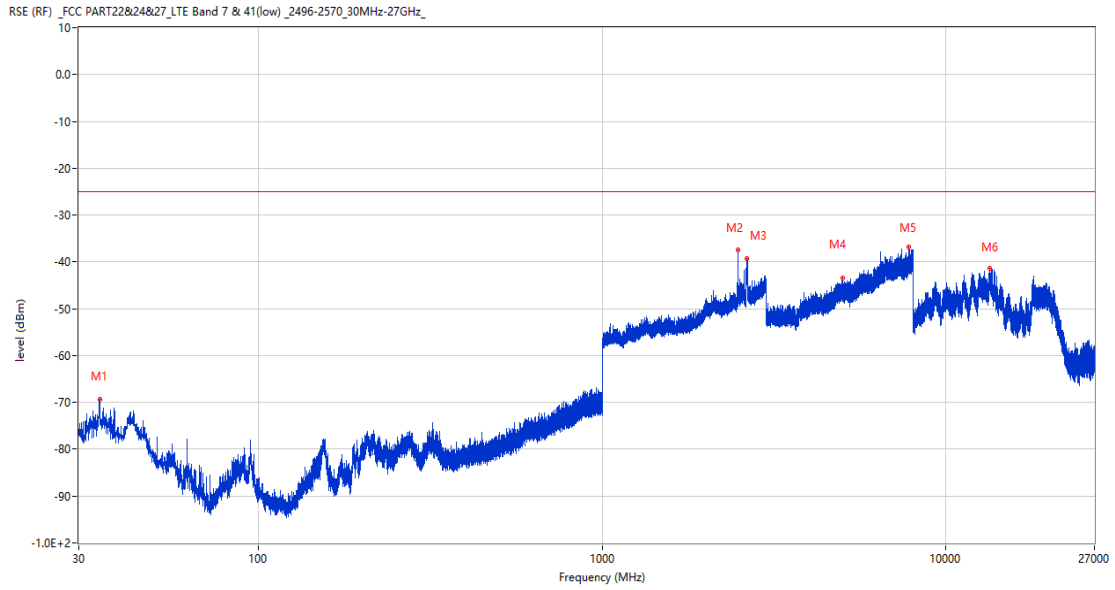
Frequency (MHz)	Result (dBm)	Factor (dB)	PK Limit (dBm)	Over Limit (dB)	Table (o)	ANT	EUT	Verdict
282.200	-74.51	-11.97	-25.0	-49.51	54.00	Horizontal	Horizontal	Pass
2474.300	-38.25	8.14	-25.0	-13.25	225.00	Horizontal	Horizontal	N/A
2629.000	-34.76	7.93	-25.0	-9.76	175.00	Horizontal	Horizontal	N/A
5028.750	-43.63	12.09	-25.0	-18.63	260.00	Horizontal	Horizontal	Pass
7961.750	-37.54	18.22	-25.0	-12.54	71.00	Horizontal	Horizontal	Pass
12469.750	-41.50	14.45	-25.0	-16.50	363.00	Horizontal	Horizontal	Pass

RSE-H&V CH20850 20M RB1 LOW CH20994 10M RB1 HIGH



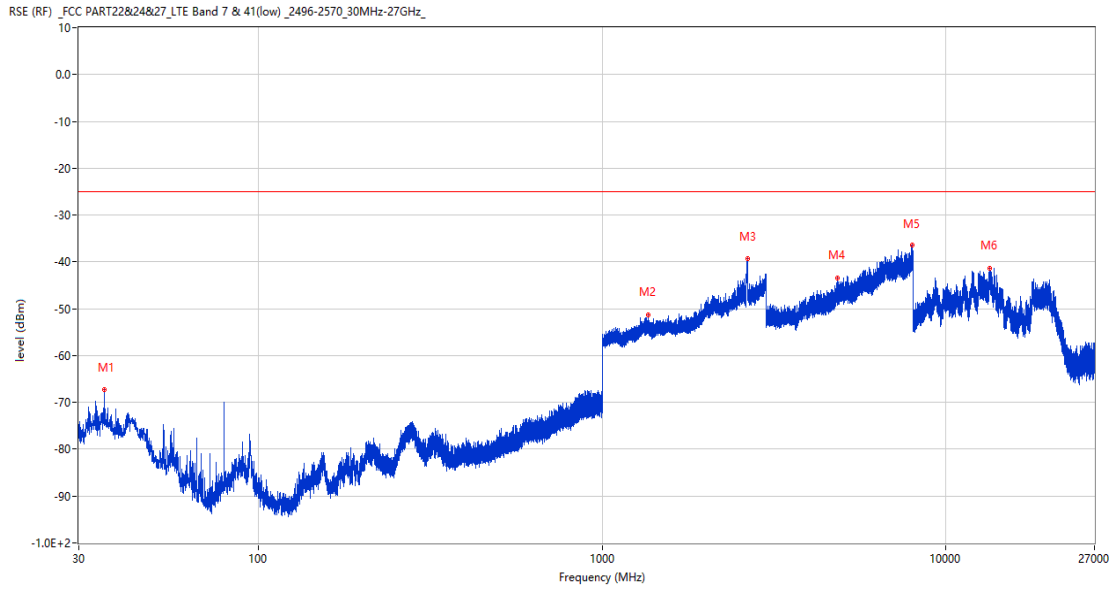
Frequency (MHz)	Result (dBm)	Factor (dB)	PK Limit (dBm)	Over Limit (dB)	Table (o)	ANT	EUT	Verdict
271.918	-75.27	-12.87	-25.0	-50.27	4.00	Horizontal	Vertical	Pass
2474.200	-38.60	8.15	-25.0	-13.60	177.00	Horizontal	Vertical	N/A
2646.100	-33.32	8.56	-25.0	-8.32	235.00	Horizontal	Vertical	N/A
5061.750	-43.69	12.06	-25.0	-18.69	260.00	Horizontal	Vertical	Pass
7996.500	-35.80	18.80	-25.0	-10.80	361.00	Horizontal	Vertical	Pass
13395.750	-41.09	16.97	-25.0	-16.09	-3.00	Horizontal	Vertical	Pass

RSE-V&V CH20850 20M RB1 LOW CH20994 10M RB1 HIGH



Frequency (MHz)	Result (dBm)	Factor (dB)	PK Limit (dBm)	Over Limit (dB)	Table (o)	ANT	EUT	Verdict
34.462	-69.43	-23.47	-25.0	-44.43	12.00	Vertical	Vertical	Pass
2474.300	-37.44	8.14	-25.0	-12.44	357.00	Vertical	Vertical	N/A
2637.300	-39.28	8.85	-25.0	-14.28	151.00	Vertical	Vertical	N/A
4999.750	-43.42	12.78	-25.0	-18.42	354.00	Vertical	Vertical	Pass
7775.000	-36.89	18.11	-25.0	-11.89	166.00	Vertical	Vertical	Pass
13357.425	-41.34	16.61	-25.0	-16.34	-1.00	Vertical	Vertical	Pass

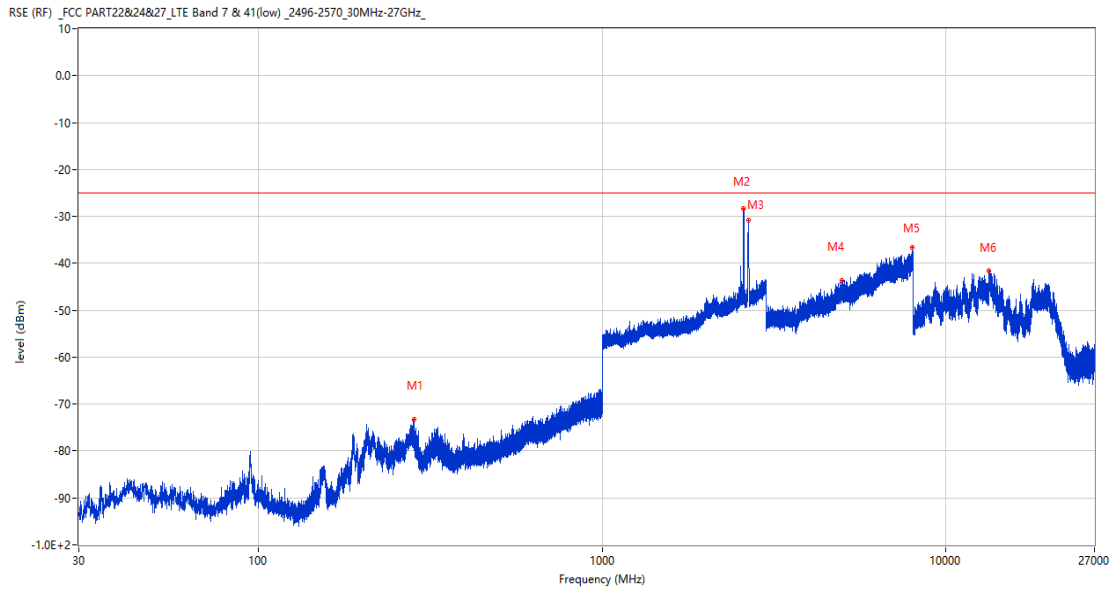
RSE-V&H CH20850 20M RB1 LOW CH20994 10M RB1 HIGH



Frequency (MHz)	Result (dBm)	Factor (dB)	PK Limit (dBm)	Over Limit (dB)	Table (o)	ANT	EUT	Verdict
35.578	-67.28	-22.30	-25.0	-42.28	272.00	Vertical	Horizontal	Pass
1359.300	-51.39	0.67	-25.0	-26.39	2.00	Vertical	Horizontal	Pass
2648.800	-39.27	8.75	-25.0	-14.27	134.00	Vertical	Horizontal	N/A
4842.000	-43.52	12.51	-25.0	-18.52	123.00	Vertical	Horizontal	Pass
7992.250	-36.48	18.51	-25.0	-11.48	333.00	Vertical	Horizontal	Pass
13349.026	-41.41	16.50	-25.0	-16.41	53.00	Vertical	Horizontal	Pass

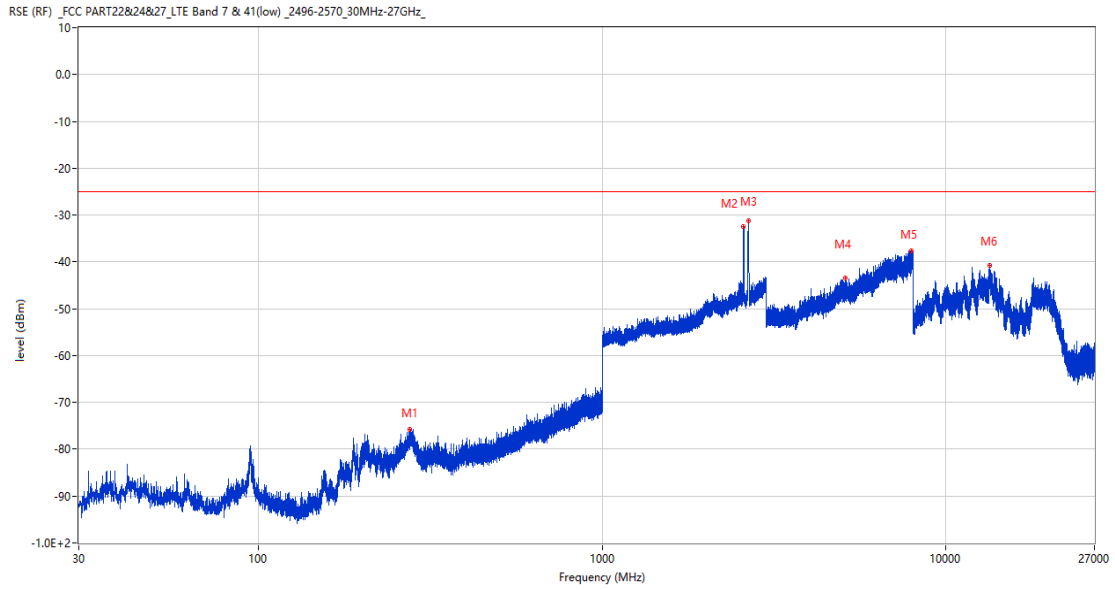
### 15.2 CA\_7C 20MHz+10MHz, QPSK , Middle Channel

RSE-H&H CH21051 20M RB1 LOW CH21195 10M RB1 HIGH



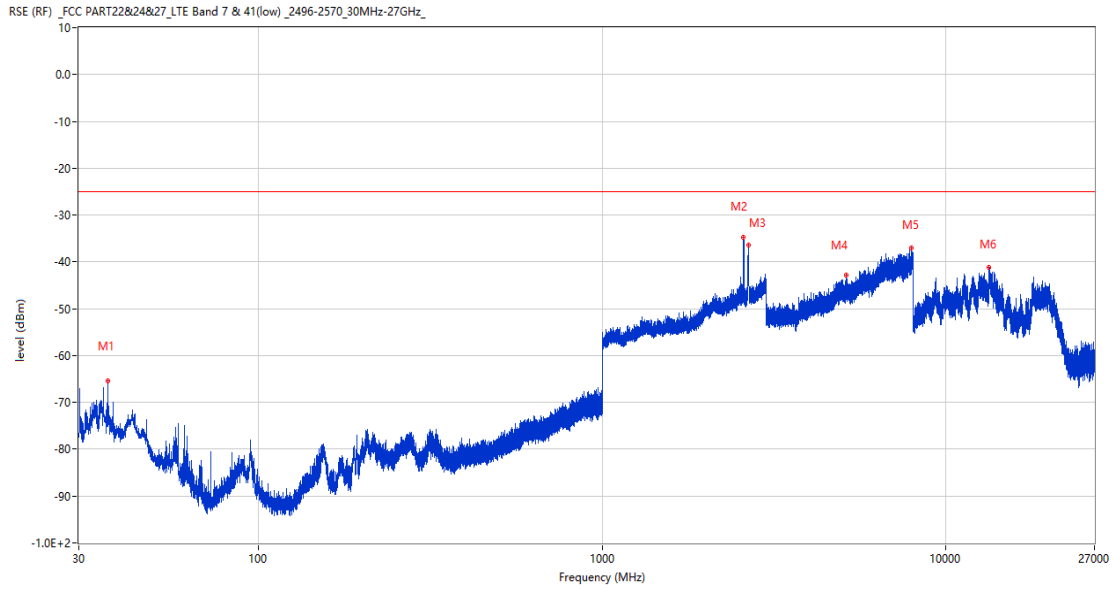
Frequency (MHz)	Result (dBm)	Factor (dB)	PK Limit (dBm)	Over Limit (dB)	Table (o)	ANT	EUT	Verdict
283.267	-73.28	-12.02	-25.0	-48.28	55.00	Horizontal	Horizontal	Pass
2577.400	-28.26	8.97	-25.0	-3.26	341.00	Horizontal	Horizontal	N/A
2661.700	-30.75	8.70	-25.0	-5.75	175.00	Horizontal	Horizontal	N/A
4975.500	-43.62	13.47	-25.0	-18.62	291.00	Horizontal	Horizontal	Pass
7947.000	-36.59	18.77	-25.0	-11.59	61.00	Horizontal	Horizontal	Pass
13345.087	-41.59	16.35	-25.0	-16.59	-1.00	Horizontal	Horizontal	Pass

RSE-H&V CH21051 20M RB1 LOW CH21195 10M RB1 HIGH



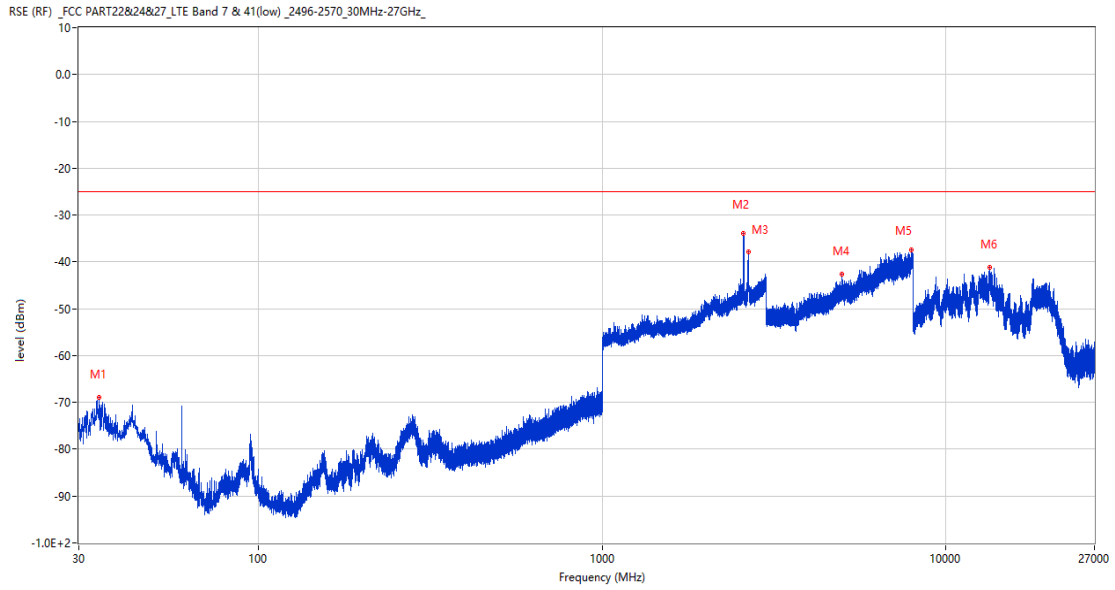
Frequency (MHz)	Result (dBm)	Factor (dB)	PK Limit (dBm)	Over Limit (dB)	Table (o)	ANT	EUT	Verdict
275.410	-75.85	-12.44	-25.0	-50.85	-2.00	Horizontal	Vertical	Pass
2577.500	-32.53	8.95	-25.0	-7.53	134.00	Horizontal	Vertical	N/A
2667.300	-31.13	9.36	-25.0	-6.13	175.00	Horizontal	Vertical	N/A
5096.250	-43.47	12.56	-25.0	-18.47	93.00	Horizontal	Vertical	Pass
7905.250	-37.62	17.94	-25.0	-12.62	73.00	Horizontal	Vertical	Pass
13365.826	-40.67	16.69	-25.0	-15.67	274.00	Horizontal	Vertical	Pass

RSE-V&V CH21051 20M RB1 LOW CH21195 10M RB1 HIGH



Frequency (MHz)	Result (dBm)	Factor (dB)	PK Limit (dBm)	Over Limit (dB)	Table (o)	ANT	EUT	Verdict
36.499	-65.46	-21.35	-25.0	-40.46	12.00	Vertical	Vertical	Pass
2577.500	-34.73	8.95	-25.0	-9.73	241.00	Vertical	Vertical	N/A
2662.100	-36.33	8.77	-25.0	-11.33	151.00	Vertical	Vertical	N/A
5115.500	-42.86	12.25	-25.0	-17.86	124.00	Vertical	Vertical	Pass
7943.250	-36.93	18.88	-25.0	-11.93	83.00	Vertical	Vertical	Pass
13346.662	-41.07	16.41	-25.0	-16.07	-3.00	Vertical	Vertical	Pass

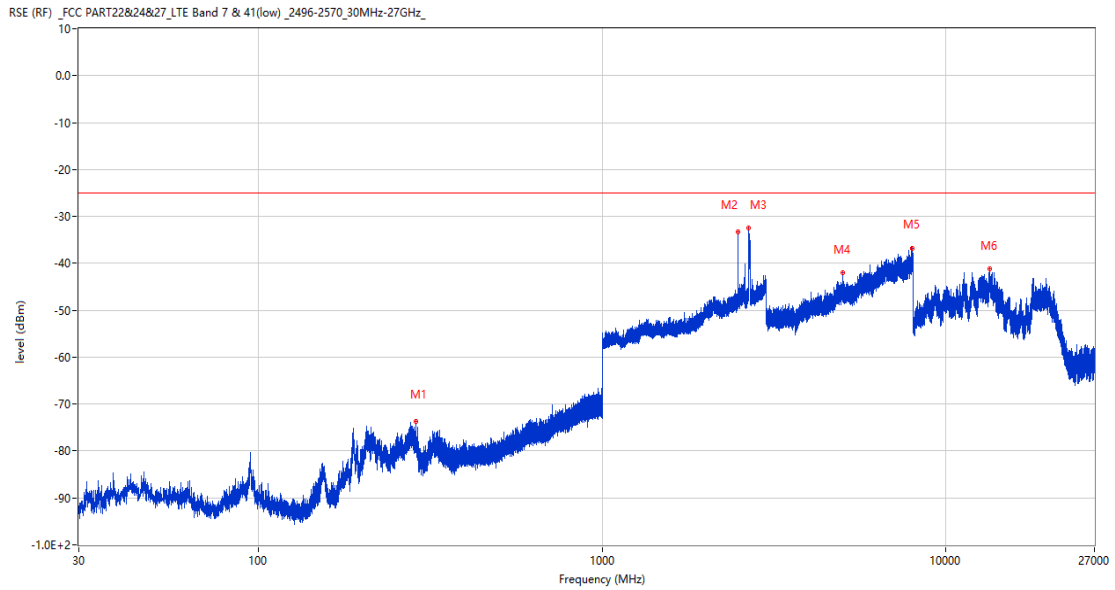
RSE-V&H CH21051 20M RB1 LOW CH21195 10M RB1 HIGH



Frequency (MHz)	Result (dBm)	Factor (dB)	PK Limit (dBm)	Over Limit (dB)	Table (o)	ANT	EUT	Verdict
34.316	-68.93	-23.59	-25.0	-43.93	4.00	Vertical	Horizontal	Pass
2577.400	-34.00	8.97	-25.0	-9.00	85.00	Vertical	Horizontal	N/A
2662.600	-37.78	8.84	-25.0	-12.78	135.00	Vertical	Horizontal	N/A
4984.000	-42.61	13.26	-25.0	-17.61	114.00	Vertical	Horizontal	Pass
7930.000	-37.45	18.66	-25.0	-12.45	82.00	Vertical	Horizontal	Pass
13389.712	-41.25	16.91	-25.0	-16.25	99.00	Vertical	Horizontal	Pass

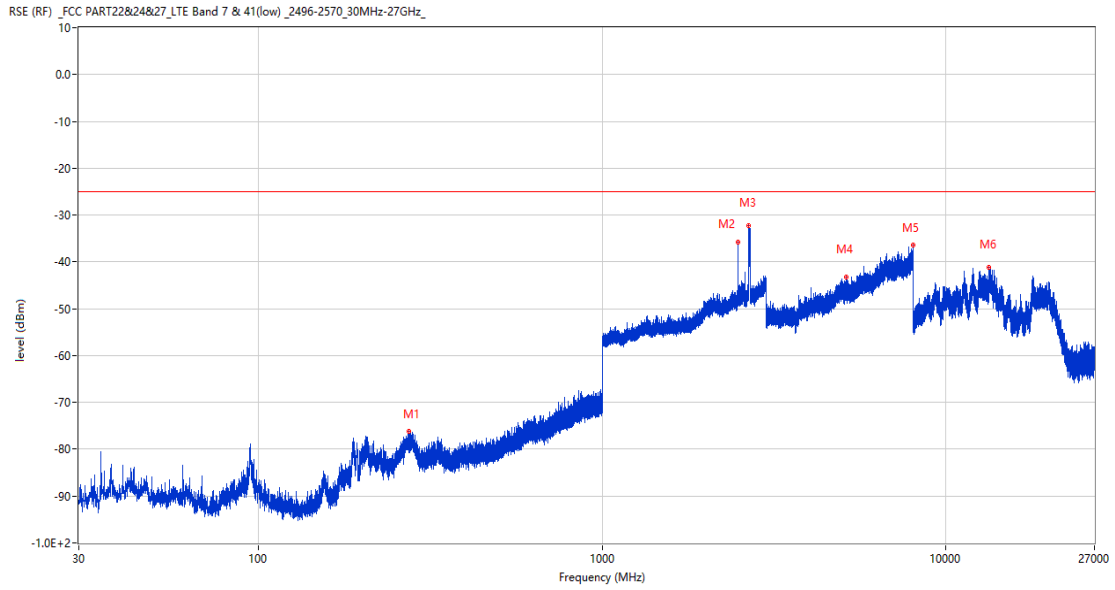
### 15.3 CA\_7C 20MHz+10MHz, QPSK, High Channel

RSE-H&H CH21251 20M RB1 LOW CH21395 10M RB1 HIGH



Frequency (MHz)	Result (dBm)	Factor (dB)	PK Limit (dBm)	Over Limit (dB)	Table (o)	ANT	EUT	Verdict
286.226	-73.62	-12.01	-25.0	-48.62	62.00	Horizontal	Horizontal	Pass
2486.600	-33.35	8.81	-25.0	-8.35	232.00	Horizontal	Horizontal	N/A
2663.400	-32.41	8.93	-25.0	-7.41	176.00	Horizontal	Horizontal	N/A
5008.250	-42.07	12.51	-25.0	-17.07	255.00	Horizontal	Horizontal	Pass
7967.500	-36.72	18.10	-25.0	-11.72	136.00	Horizontal	Horizontal	Pass
13424.099	-41.15	16.48	-25.0	-16.15	-1.00	Horizontal	Horizontal	Pass

RSE-H&V CH21251 20M RB1 LOW CH21395 10M RB1 HIGH



Frequency (MHz)	Result (dBm)	Factor (dB)	PK Limit (dBm)	Over Limit (dB)	Table (o)	ANT	EUT	Verdict
273.518	-76.14	-12.70	-25.0	-51.14	10.00	Horizontal	Vertical	Pass
2486.600	-35.71	8.81	-25.0	-10.71	177.00	Horizontal	Vertical	N/A
2662.800	-32.36	8.87	-25.0	-7.36	242.00	Horizontal	Vertical	N/A
5117.750	-43.32	12.28	-25.0	-18.32	91.00	Horizontal	Vertical	Pass
7995.000	-36.36	18.75	-25.0	-11.36	0.00	Horizontal	Vertical	Pass
13346.400	-41.24	16.40	-25.0	-16.24	-1.00	Horizontal	Vertical	Pass