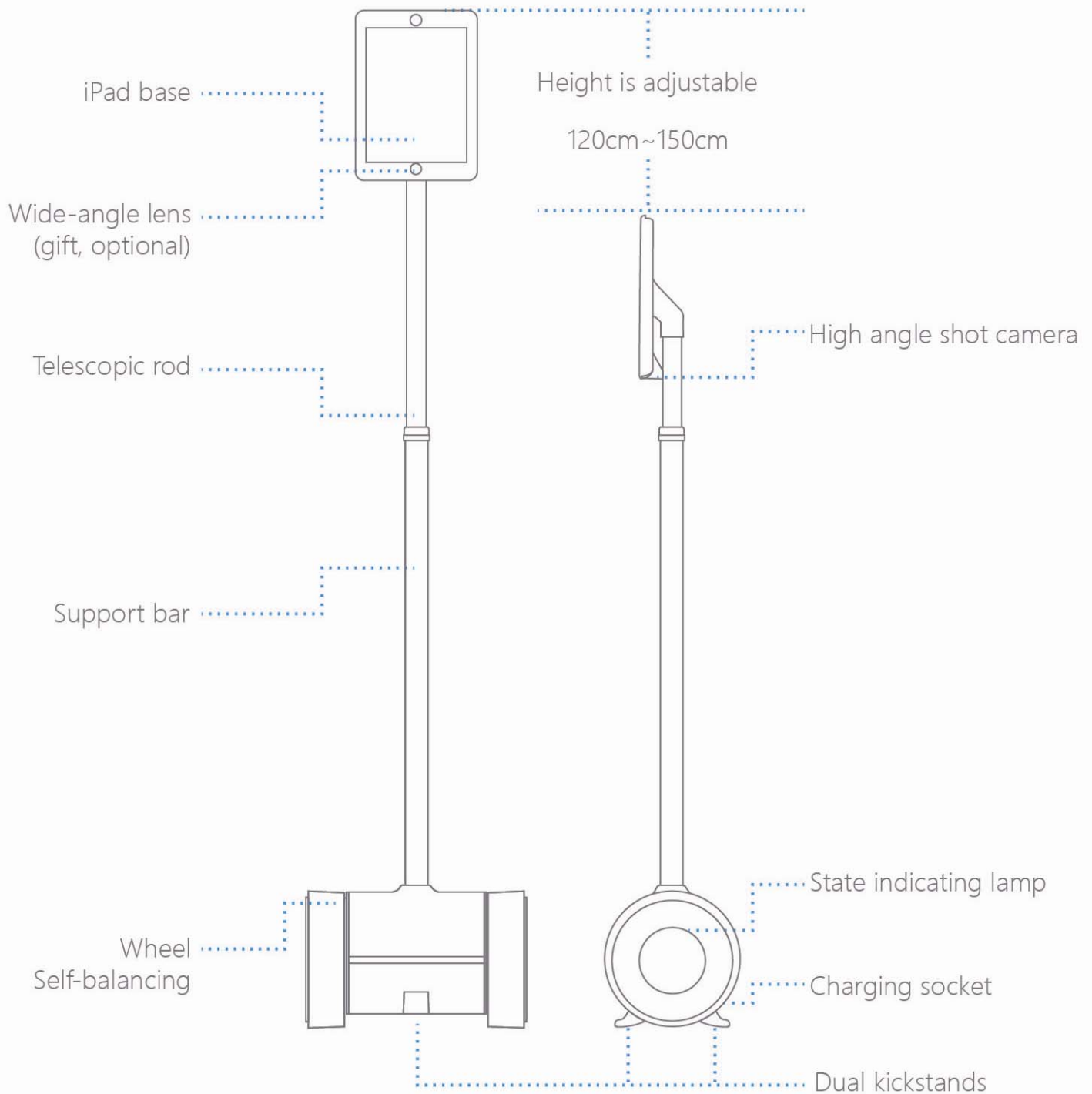


RoboMing

Operation Manual

Product Overview

1. Physical product



Product overall figure

2. Specification parameters

Size: 29cm*20.5cm*120cm

Net weight: 6.8Kg

Color: Black

Battery: 24 V 5.3 Ah Sanyo 18650 lithium battery

Charging requirement: 100~240VAC 50/60Hz

Charging time: < 3 hours

Operating environment: Suitable for use on flat indoor ground, not recommended for outdoor use

Duration/mileage: 24-hour standby, 8-hour driving distance is up to 15km

Climbing angle: 0~15 °

Obstacle avoidance: it can monitor the 80cm radius fan-shaped range in front of the machine body

Control software: Support all series of iPhone and iPad devices of iOS 7 and above, and all devices that support weblink kernel browser

Network requirement: Wifi or 4G/LTE (cellular)

3. Product features

Free and real-time

"Your clone" is the best and the most appropriate explanation to ROBOMING, no matter where you are, you can personally and freely control it to "move, browse and interact" in a real-time manner, and share happy moments with distant relatives and friends at any time.

Simple and convenient

To control ROBOMING, you only need to download App in App store and install in iPad to form the head of robot and match with the bluetooth of ROBOMING, you can control the action of ROBOMING and the viewing angle through App remote video of other devices (such as iPhone).

Safe and environmentally friendly

ROBOMING exclusively has safe collision avoidance system; automatic braking system: it will automatically brake when the distance with obstacles exceeds the safe distance. Machine body self balancing system: ensure the driving to be safer and stabler. ROBOMING uses lithium battery with extremely low environmental pollution, green energy ensures energy conservation and environmental protection.

Fashionable and cool

Top industrial design builds super anthropomorphic and integrative machine body of futurism, its appearance is extraordinarily impressive; cool black and smart appearance always reveals the beauty of science and technology.

Wide range of application

ROBOMING has a wide range of application, you can use it for patrol inspection of production line, attending meetings, business negotiations, attending classes or teaching, looking after children and older people, visiting exhibition etc., it is suitable for any occasion where you want to go but have no time. The number of use methods of ROBOMING depends on the number of your ideas.

Warranty Card

In order to protect your rights, please carefully fill in the card and properly keep it, it is the credence for maintenance:

Commodity information	Product model		Sale date	
	Fault symptom			
User information	User name		Contact phone number	
	Postal address		E-Mail	

Service address: South of 5F, Bosideng International Building, No. 18 of Zhengfu Road, Yangpu District, Shanghai
Service time: 10:00-17:00
Postal code: 200433

After-Sales Service

I. Thank you for using ROBOMING product. Warranty period of ROBOMING is 1 year, within the warranty period, our company will provide you with free maintenance services.

[Note] In the following circumstances, the machine is not within the range of free maintenance, our company can provide you with paid maintenance services:

1. The products are beyond the warranty period;
2. Without our permission, you disassemble the machine to repair and open the machine body, which causes failure or damage;
3. Accidentally or artificially cause the damage of related products;
4. Force majeure such as natural disasters and fire etc. causes product failure or damage;
5. Product failure or damage caused by the use, maintenance and storage not meeting the requirements of operating instruction manual;
6. Damage caused by the machine body that is soaked in water, exposed to rain or stored in moist environment for long period;
7. Failure caused by the machine body that is eroded or corroded by strong acid, strong alkali and other chemicals.

If you have any questions, please call 021-31174635 service hotline.

II. Maintenance process:

1. In case of any robot failure, please call 021-31174635 service hotline. You can also send e-mail to contact@roboming.com, our technicians will help you as soon as possible.
2. If the problems can not be solved, please express the robot to our maintenance department according to the tips of technicians, we will repair your robot as soon as possible and express to you.
3. If your robot is not within the warranty period, you need to pay corresponding maintenance expense.

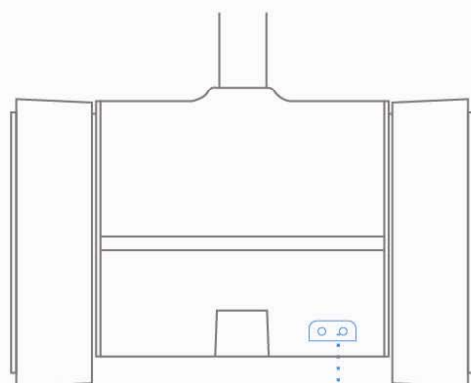
Operating Instruction

2.1 Software installation

Download the application "RoboMing" in App Store, iPhone users can directly log in to use through mobile phone number. If iPad end is used as the robot head, after logging in the application, choose "head" and use according to the prompt; if iPad is used as the controlling end, after logging in, choose "control" to directly use.

2.2 Operating Instructions

2.2.1 Charging

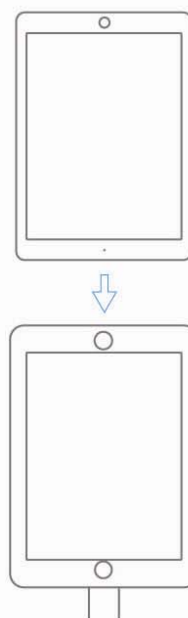


Charging socket

Charging socket is as shown in Fig. 4, it can be charged after charging line is plugged in. After the charger is plugged in, as to the indicating lamp located in the inside of wheels, green indicates that the power is sufficient, red indicates that the power is low.

Tip: There is also power icon on App software interface.

2.2.2 Installation



iPad installation is as shown in the figure, iPad home button is upward, lens is downward, insert to iPad base, form the head of ROBOMING.

2.3 Maintenance

No maintenance is needed in the inside of ROBOMING, please do not open the machine body without permission.

The machine body is non-waterproof, please keep away from water and wetting, do not store or use in too moist environment.

Do not use ROBOMING on rugged road, snow ground, muddy land and other slippery and uneven roads, too rugged road will cause the self balancing system of ROBOMING to be unable to work normally and cause overturn.

Minors and children should use ROBOMING accompanied and guided by their guardian.

RoHS certification standard reference list

	Pb.Lead	Hg.Mercury	Cd.Cadmium	Chromium 6+	PBB	PBDE
Housing	O	O	O	O	O	O
PCBA	O	O	O	O	O	O
Accessories [*]	O	O	O	O	O	O

^{*} Power cord

O: Indicates that this toxic or hazardous substance contained in all of the homogeneous materials for this part is below the limit requirement in GB/T 26572 - 2011.

X: Indicates that this toxic or hazardous substance contained in at least one of the homogeneous materials used for this part is above the limit requirement in GB/T 26572 - 2011.

Environmental Protection Use Period

This symbol means the period (ten years), toxic and hazardous substances or elements contained in electronic information products do not leak or mutation occurs under conditions of normal use, the user uses the electronic information products will not cause serious pollution to the environment or their personal , causing serious damage to property, period.



Learn more information, services and supports

Online resources

For more information on ROBOMING, please visit www.roboming.com

Focus on WeChat and Weibo for the latest news



Focus on WeChat
For more services and supports

Search "@RoboMing"
Focus on Weibo

FCC Notice

This device complies with Part 15 of the FCC Rules. Operation is subject to the following two conditions: (1) this device may not cause harmful interference, and (2) this device must accept any interference received, including interference that may cause undesired operation.

This equipment has been tested and found to comply with the limits for a Class B digital device, pursuant to part 15 of the FCC Rules. These limits are designed to provide reasonable protection against harmful interference in a residential installation. This equipment generates, uses and can radiate radio frequency energy, and if not installed and used in accordance with the instructions, may cause harmful interference to radio communications. However, there is no guarantee that interference will not occur in a particular installation. If this equipment does cause harmful interference to radio or television reception, which can be determined by turning the equipment OFF and ON, the user is encouraged to correct the interference by one or more of the following measures:

- Reorient or relocate the receiving antenna.
- Increase the separation between the equipment and receiver.
- Connect the equipment into an outlet on a circuit different from that to which the receiver is connected.
- Consult the dealer or an experienced radio/TV technician for help.

The manufacturer is not responsible for any radio or TV interference caused by unauthorized modifications to this equipment. Such modifications could void the user's authority to operate the equipment.

FCC RF Safety Caution Statement

To satisfy FCC RF exposure requirements for mobile and base station transmission devices, a separation distance of 20 cm or more should be maintained between the antenna of this device and persons during operation. To ensure compliance, operation at closer than this distance is not recommended. The antenna(s) used for this transmitter must not be co-located or operating in conjunction with any other antenna or transmitter.

Warranty Card

RoboMing