

FIGURE 1
ROBOMING (M/N: ROBOMING-I)
COVER REMOVED



FIGURE 2
ROBOMING (M/N: ROBOMING-I)
BOARD #1 (COMPONENT SIDE)



FIGURE 3
ROBOMING (M/N: ROBOMING-I)
BOARD #1 (SOLDERED SIDE)



FIGURE 4
ROBOMING (M/N: ROBOMING-I)
COVER REMOVED #2



FIGURE 5
ROBOMING (M/N: ROBOMING-I)
COVER REMOVED #3



FIGURE 6
ROBOMING (M/N: ROBOMING-I)
COVER REMOVED #4



FIGURE 7
ROBOMING (M/N: ROBOMING-I)
SENSOR



FIGURE 8
ROBOMING (M/N: ROBOMING-I)
SENSOR BOARD (FRONT VIEW)




FIGURE 9
ROBOMING (M/N: ROBOMING-I)
SENSOR BOARD (BACK VIEW)




FIGURE 10
ROBOMING (M/N: ROBOMING-I)
MAIN BOARD (FRONT VIEW)



FIGURE 11
ROBOMING (M/N: ROBOMING-I)
MAIN BOARD (BACK VIEW)



FIGURE 12
ROBOMING (M/N: ROBOMING-I)
CHIP AND CRYSTAL ON MAIN BOARD




FIGURE 13
ROBOMING (M/N: ROBOMING-I)
BT MODULE BOARD (FRONT VIEW)




FIGURE 14
ROBOMING (M/N: ROBOMING-I)
BT MODULE BOARD (BACK VIEW)




FIGURE 15
ROBOMING (M/N: ROBOMING-I)
BATTERY



FIGURE 16
ROBOMING (M/N: ROBOMING-I)
BOARD #2 (FRONT VIEW)



FIGURE 17
ROBOMING (M/N: ROBOMING-I)
BOARD #2 (BACK VIEW)



FIGURE 18
ROBOMING (M/N: ROBOMING-I)
MOTOR #1




FIGURE 19
ROBOMING (M/N: ROBOMING-I)
MOTOR #1 LABEL



FIGURE 20
ROBOMING (M/N: ROBOMING-I)
MOTOR #2



FIGURE 21
ROBOMING (M/N: ROBOMING-I)
MOTOR #2 BOARD



FIGURE 22
ROBOMING (M/N: ROBOMING-I)
MOTOR #3



FIGURE 23
ROBOMING (M/N: ROBOMING-I)
DEBUG

