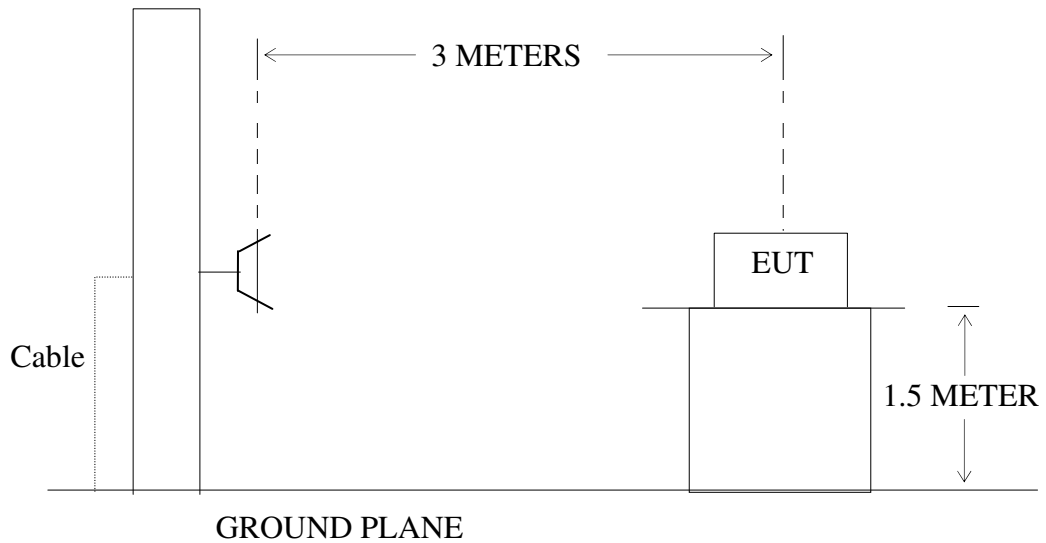


(C) Radiated Emission Test Set-Up, Frequency above 1GHz



10.2. The Limit For Section 15.247(d)

Section 15.247(d): In any 100 kHz bandwidth outside the frequency band in which the spread spectrum or digitally modulated intentional radiator is operating, the radio frequency power that is produced by the intentional radiator shall be at least 20 dB below that in the 100 kHz bandwidth within the band that contains the highest level of the desired power, based on either an RF conducted or a radiated measurement, provided the transmitter demonstrates compliance with the peak conducted power limits. If the transmitter complies with the conducted power limits based on the use of RMS averaging over a time interval, as permitted under paragraph (b)(3) of this section, the attenuation required under this paragraph shall be 30 dB instead of 20 dB. Attenuation below the general limits specified in Section 15.209(a) is not required. In addition, radiated emissions which fall in the restricted bands, as defined in Section 15.205(a), must also comply with the radiated emission limits specified in Section 15.209(a).

10.3.Restricted bands of operation

10.3.1.FCC Part 15.205 Restricted bands of operation

(a) Except as shown in paragraph (d) of this section, Only spurious emissions are permitted in any of the frequency bands listed below:

MHz	MHz	MHz	GHz
0.090-0.110	16.42-16.423	399.9-410	4.5-5.15
¹ 0.495-0.505	16.69475-16.69525	608-614	5.35-5.46
2.1735-2.1905	16.80425-16.80475	960-1240	7.25-7.75
4.125-4.128	25.5-25.67	1300-1427	8.025-8.5
4.17725-4.17775	37.5-38.25	1435-1626.5	9.0-9.2
4.20725-4.20775	73-74.6	1645.5-1646.5	9.3-9.5
6.215-6.218	74.8-75.2	1660-1710	10.6-12.7
6.26775-6.26825	108-121.94	1718.8-1722.2	13.25-13.4
6.31175-6.31225	123-138	2200-2300	14.47-14.5
8.291-8.294	149.9-150.05	2310-2390	15.35-16.2
8.362-8.366	156.52475-156.52525	2483.5-2500	17.7-21.4
8.37625-8.38675	156.7-156.9	2690-2900	22.01-23.12
8.41425-8.41475	162.0125-167.17	3260-3267	23.6-24.0
12.29-12.293	167.72-173.2	3332-3339	31.2-31.8
12.51975-12.52025	240-285	3345.8-3358	36.43-36.5
12.57675-12.57725	322-335.4	3600-4400	(²)
13.36-13.41			

¹Until February 1, 1999, this restricted band shall be 0.490-0.510

²Above 38.6

(b) Except as provided in paragraphs (d) and (e), the field strength of emission appearing within these frequency bands shall not exceed the limits shown in Section 15.209. At frequencies equal to or less than 1000MHz, Compliance with the limits in Section 15.209 shall be demonstrated using measurement instrumentation employing a CISPR quasi-peak detector. Above 1000MHz, compliance with the emission limits in Section 15.209 shall be demonstrated based on the average value of the measured emissions. The provisions in Section 15.35 apply to these measurements.

10.4.Configuration of EUT on Measurement

The equipment are installed on Radiated Emission Measurement to meet the commission requirements and operating regulations in a manner which tends to maximize its emission characteristics in normal application.

10.5. Operating Condition of EUT

10.5.1. Setup the EUT and simulator as shown as Section 10.1.

10.5.2. Turn on the power of all equipment.

10.5.3. Let the EUT work in TX modes measure it. The transmit frequency are 2412-2462 and 2422-2452MHz. We select 2412MHz, 2437MHz, 2462MHz and 2422MHz, 2437MHz, 2452MHz TX frequency to transmit.

10.6. Test Procedure

The EUT and its simulators are placed on a turntable, which is 0.8 meter high above ground (Below 1GHz). The EUT and its simulators are placed on a turntable, which is 1.5 meter high above ground (Above 1GHz). The turntable can rotate 360 degrees to determine the position of the maximum emission level. EUT is set 3.0 meters away from the receiving antenna, which is mounted on an antenna tower. The antenna can be moved up and down between 1.0 meter and 4 meters to find out the maximum emission level. Broadband antenna (calibrated bi-log antenna) is used as receiving antenna. Both horizontal and vertical polarizations of the antenna are set on measurement. In order to find the maximum emission levels, all of the EUT location must be manipulated according to ANSI C63.10:2013 on radiated emission measurement. The EUT was tested in 3 orthogonal planes.

The worst-case data rate for this channel to be 1Mbps for 802.11b mode and 6Mbps for 802.11g mode and 150Mbps for 802.11n mode, based on previous with 802.11 WLAN product design architectures.

The frequency range from 30MHz to 25000MHz is checked.

Result = Reading + Corrected Factor

Where Corrected Factor = Antenna Factor + Cable Loss – Amplifier Gain

During the radiated emission test, the spectrum analyzer was set with the following configurations:

1. The resolution bandwidth and video bandwidth of test receiver/spectrum analyzer is 120kHz for Quasi-peak at frequency below 1GHz.
2. The resolution bandwidth of test receiver/spectrum analyzer is 1MHz and video bandwidth is 3MHz for peak measurement with peak detector at frequency above 1GHz.
3. The resolution bandwidth of test receiver/spectrum analyzer is 1MHz and video bandwidth is 10Hz for Average measurement with peak detection at frequency above 1GHz.
4. All modes of operation were investigated and the worst-case emissions are reported.

10.7. The Field Strength of Radiation Emission Measurement Results

Note: 1. Emissions attenuated more than 20 dB below the permissible value are not reported.

2. *: Denotes restricted band of operation.

3. The fundamental radiated emissions were reduced by Band Reject Filter in the attached plots.

4. The EUT is tested radiation emission at each test mode (802.11 b/g/n) in three axes. The worst emissions are reported in all test mode and channels.

5. The radiation emissions from 18-25GHz and 9KHz-30MHz are not reported, because the test values lower than the limits of 20dB.

Below 1G



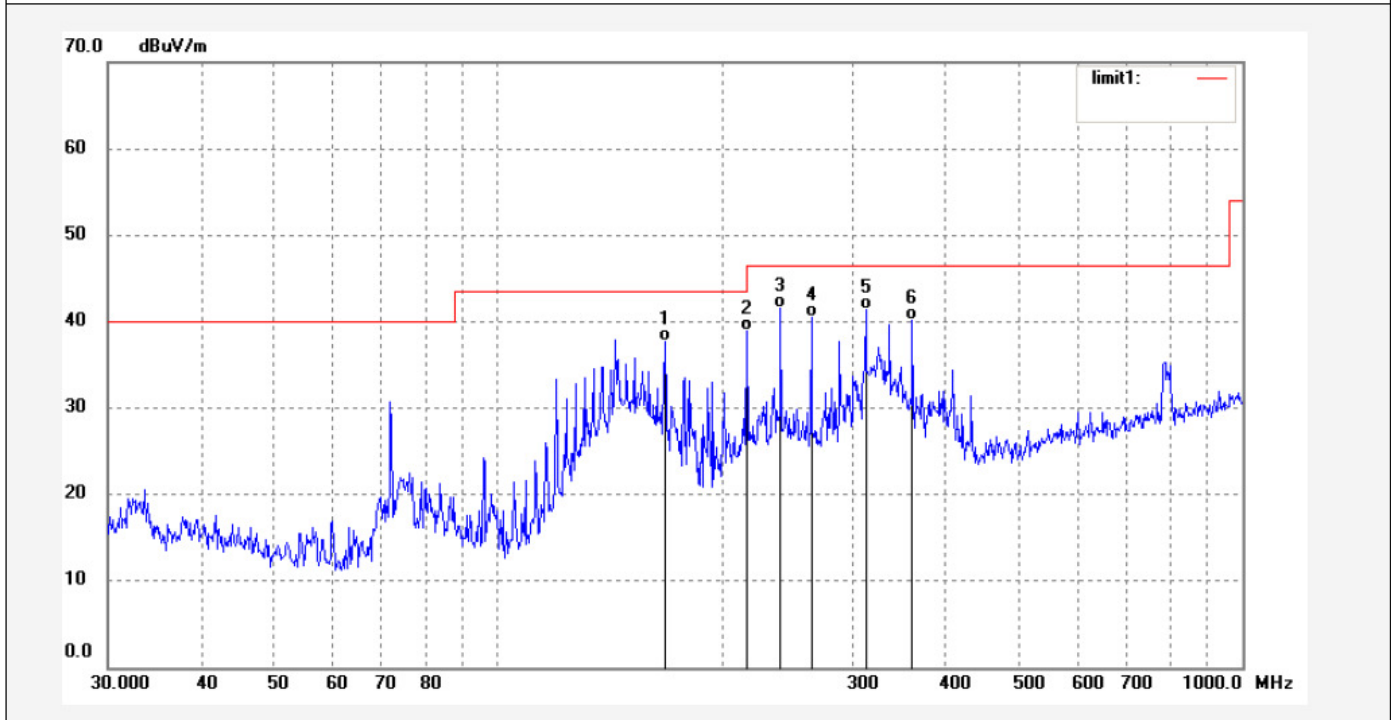
ACCURATE TECHNOLOGY CO., LTD.

F1,Bldg,A,Changyuan New Material Port Keyuan Rd,
Science & Industry Park,Nanshan Shenzhen,P.R.China

Site: 2# Chamber
Tel:+86-0755-26503290
Fax:+86-0755-26503396

Job No.: DING #844	Polarization: Horizontal
Standard: FCC Class B 3M Radiated	Power Source: DC 3.3V
Test item: Radiation Test	Date: 2016/11/05
Temp.(C)/Hum.(%) 23 C / 48 %	Time: 17:22:09
EUT: MivaTek Low Power Wi-Fi Module	Engineer Signature:
Mode: TX 2412MHz(802.11b)	Distance: 3m
Model: MODCC32	
Manufacturer: Power 7 Technology(Dongguan)Co., Ltd	

Note: Report NO.:ATE20162251



No.	Freq. (MHz)	Reading (dBuV/m)	Factor (dB)	Result (dBuV/m)	Limit (dBuV/m)	Margin (dB)	Detector	Height (cm)	Degree (deg.)	Remark
1	167.8243	49.02	-11.22	37.80	43.50	-5.70	QP			
2	216.0240	48.57	-9.66	38.91	46.40	-7.49	QP			
3	239.9874	50.86	-9.33	41.53	46.40	-4.87	QP			
4	263.8190	47.81	-7.31	40.50	46.40	-5.90	QP			
5	312.1794	48.10	-6.66	41.44	46.40	-4.96	QP			
6	360.4476	44.71	-4.54	40.17	46.40	-6.23	QP			



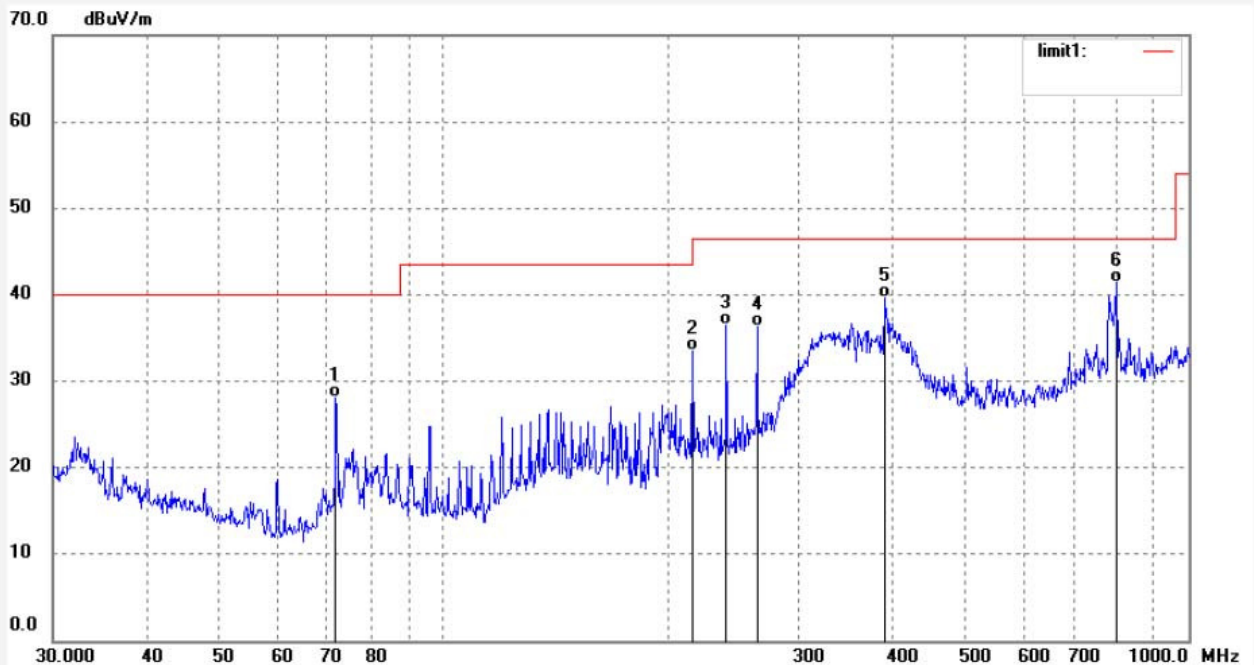
ACCURATE TECHNOLOGY CO., LTD.

F1,Bldg,A,Changyuan New Material Port Keyuan Rd,
Science & Industry Park,Nanshan Shenzhen,P.R.China

Site: 2# Chamber
Tel:+86-0755-26503290
Fax:+86-0755-26503396

Job No.: DING #843	Polarization: Vertical
Standard: FCC Class B 3M Radiated	Power Source: DC 3.3V
Test item: Radiation Test	Date: 2016/11/05
Temp.(C)/Hum.(%) 23 C / 48 %	Time: 17:18:40
EUT: Miva Tek Low Power Wi-Fi Module	Engineer Signature:
Mode: TX 2412MHz(802.11b)	Distance: 3m
Model: MODCC32	
Manufacturer: Power 7 Technology(Dongguan)Co., Ltd	

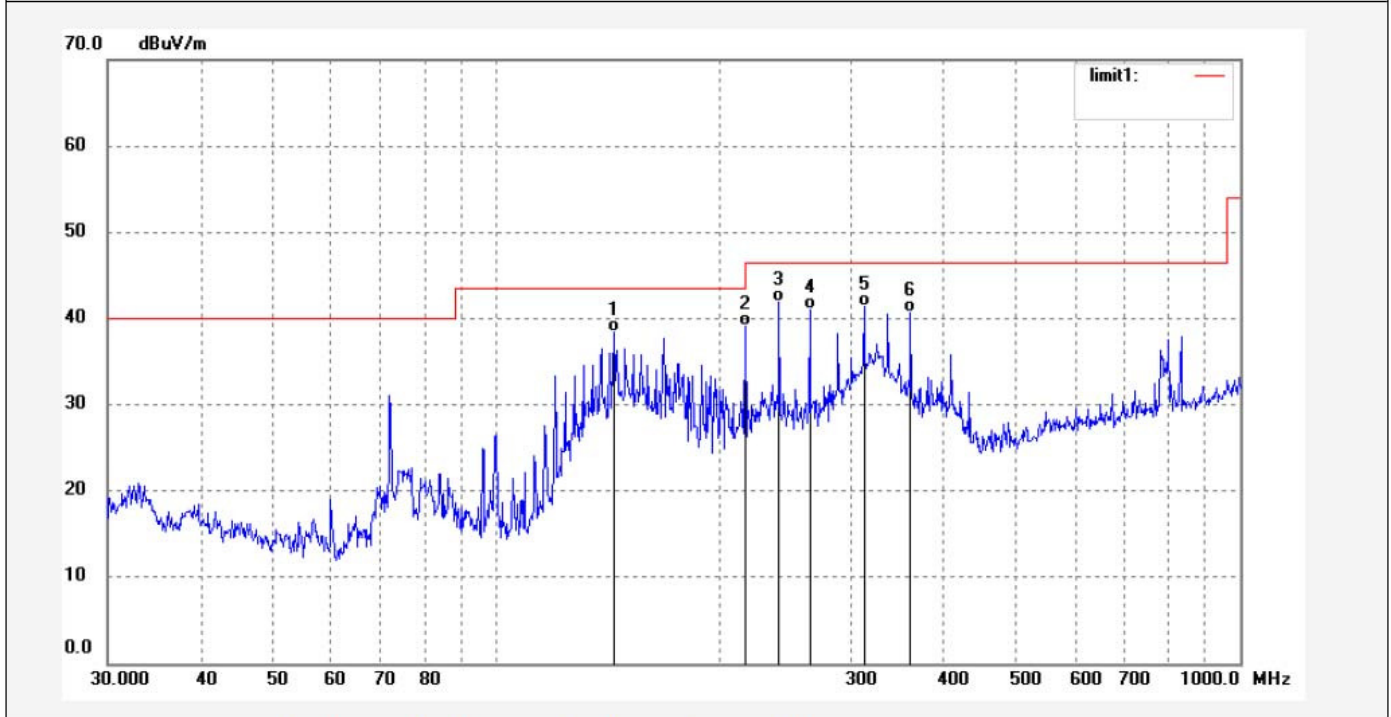
Note: Report NO.:ATE20162251



No.	Freq. (MHz)	Reading (dBuV/m)	Factor (dB)	Result (dBuV/m)	Limit (dBuV/m)	Margin (dB)	Detector	Height (cm)	Degree (deg.)	Remark
1	71.8320	42.00	-13.93	28.07	40.00	-11.93	QP			
2	216.0240	43.10	-9.66	33.44	46.40	-12.96	QP			
3	239.9874	45.78	-9.33	36.45	46.40	-9.95	QP			
4	263.8190	43.62	-7.31	36.31	46.40	-10.09	QP			
5	390.7226	43.62	-3.93	39.69	46.40	-6.71	QP			
6	801.7863	39.59	1.88	41.47	46.40	-4.93	QP			

Job No.: DING #845	Polarization: Horizontal
Standard: FCC Class B 3M Radiated	Power Source: DC 3.3V
Test item: Radiation Test	Date: 2016/11/05
Temp.(C)/Hum.(%) 23 C / 48 %	Time: 17:22:32
EUT: MivaTek Low Power Wi-Fi Module	Engineer Signature:
Mode: TX 2437MHz(802.11b)	Distance: 3m
Model: MODCC32	
Manufacturer: Power 7 Technology(Dongguan)Co., Ltd	

Note: Report NO.:ATE20162251

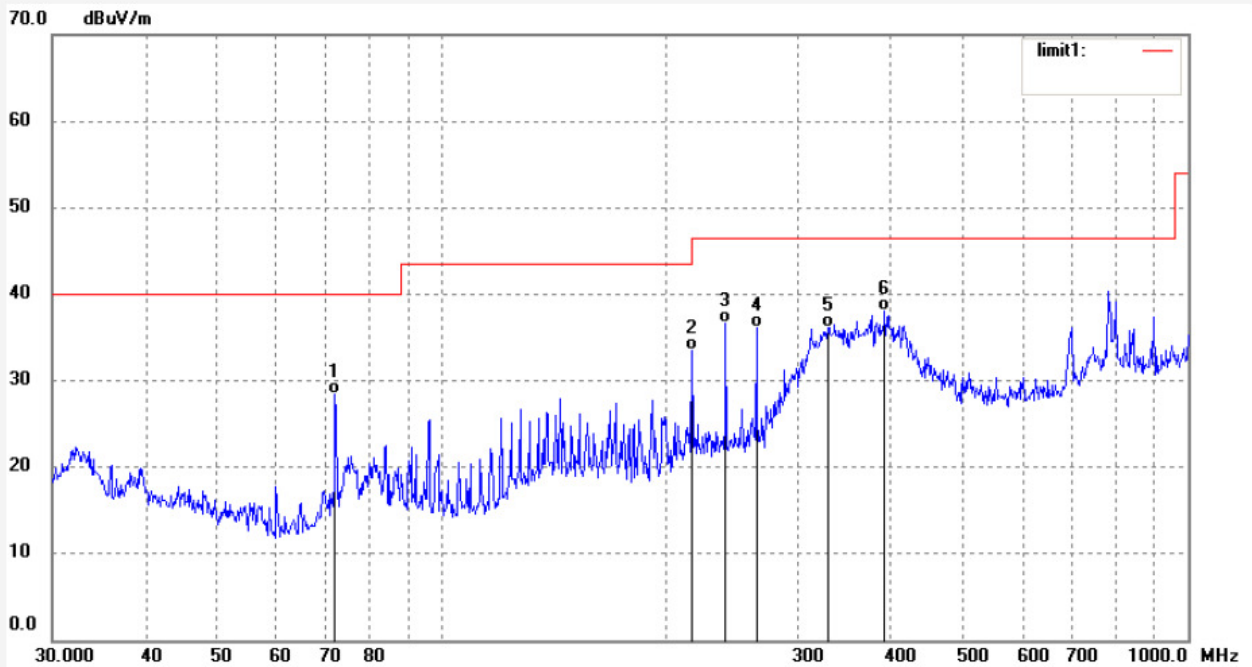


No.	Freq. (MHz)	Reading (dBuV/m)	Factor (dB)	Result (dBuV/m)	Limit (dBuV/m)	Margin (dB)	Detector	Height (cm)	Degree (deg.)	Remark
1	143.8293	50.46	-12.11	38.35	43.50	-5.15	QP			
2	216.0240	48.79	-9.66	39.13	46.40	-7.27	QP			
3	239.9874	51.29	-9.32	41.97	46.40	-4.43	QP			
4	263.8190	48.29	-7.31	40.98	46.40	-5.42	QP			
5	312.1792	48.10	-6.66	41.44	46.40	-4.96	QP			
6	360.4476	45.31	-4.54	40.77	46.40	-5.63	QP			

Job No.: DING #846
Standard: FCC Class B 3M Radiated
Test item: Radiation Test
Temp.(C)/Hum.(%) 23 C / 48 %
EUT: MivaTek Low Power Wi-Fi Module
Mode: TX 2437MHz(802.11b)
Model: MODCC32
Manufacturer: Power 7 Technology(Dongguan)Co., Ltd

Polarization: Vertical
Power Source: DC 3.3V
Date: 2016/11/05
Time: 17:24:06
Engineer Signature:
Distance: 3m

Note: Report NO.:ATE20162251

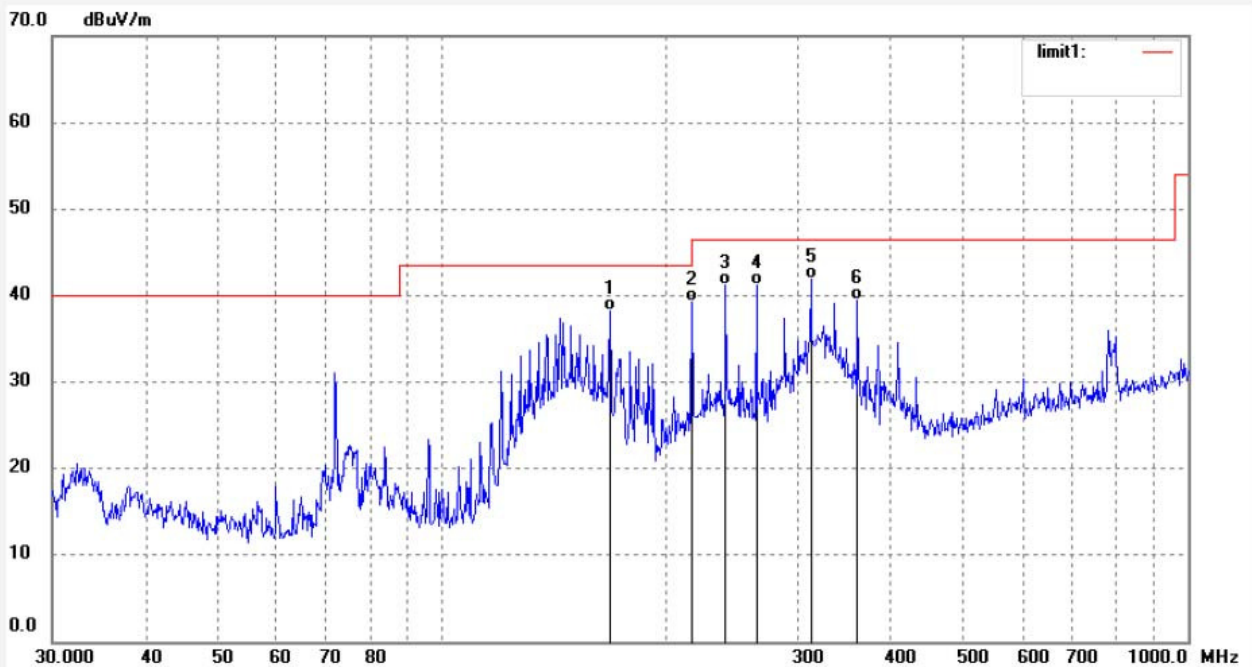


No.	Freq. (MHz)	Reading (dBuV/m)	Factor (dB)	Result (dBuV/m)	Limit (dBuV/m)	Margin (dB)	Detector	Height (cm)	Degree (deg.)	Remark
1	71.8320	42.32	-13.93	28.39	40.00	-11.61	QP			
2	216.0240	43.11	-9.66	33.45	46.40	-12.95	QP			
3	239.9874	45.93	-9.33	36.60	46.40	-9.80	QP			
4	263.8190	43.44	-7.31	36.13	46.40	-10.27	QP			
5	329.0390	42.27	-6.07	36.20	46.40	-10.20	QP			
6	392.0951	41.88	-3.87	38.01	46.40	-8.39	QP			

Job No.: DING #848
Standard: FCC Class B 3M Radiated
Test item: Radiation Test
Temp.(C)/Hum.(%) 23 C / 48 %
EUT: MivaTek Low Power Wi-Fi Module
Mode: TX 2462MHz(802.11b)
Model: MODCC32
Manufacturer: Power 7 Technology(Dongguan)Co., Ltd

Polarization: Horizontal
Power Source: DC 3.3V
Date: 2016/11/05
Time: 17:26:00
Engineer Signature:
Distance: 3m

Note: Report NO.:ATE20162251

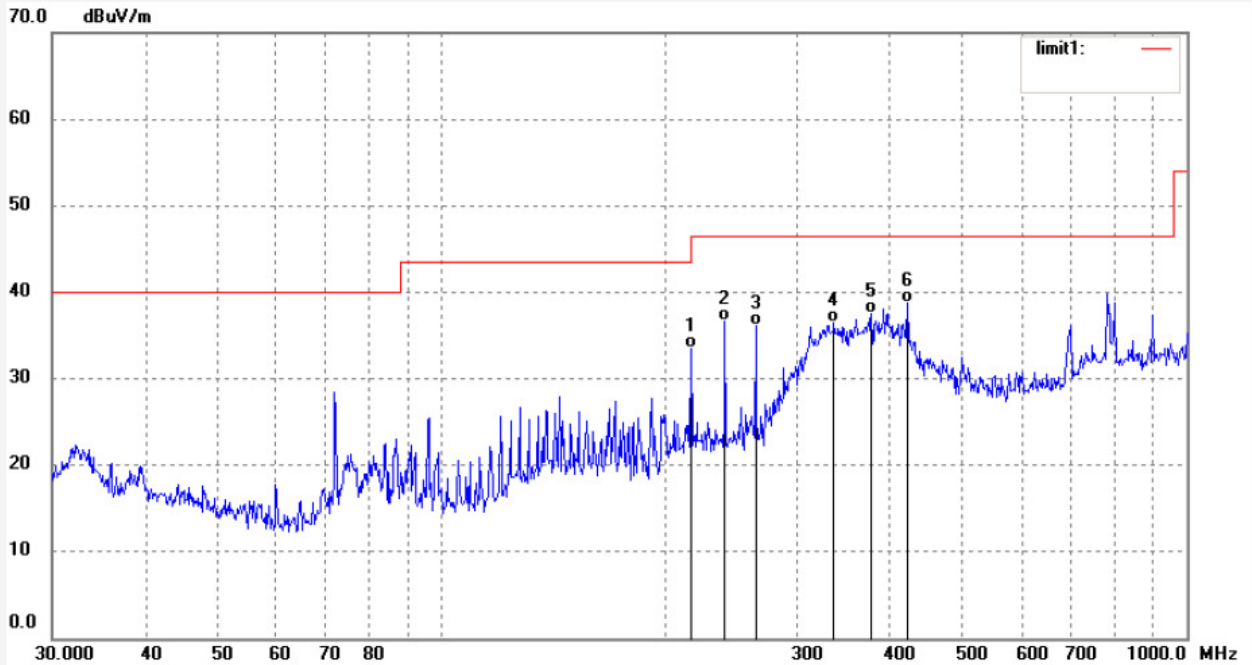


No.	Freq. (MHz)	Reading (dBuV/m)	Factor (dB)	Result (dBuV/m)	Limit (dBuV/m)	Margin (dB)	Detector	Height (cm)	Degree (deg.)	Remark
1	167.8243	49.51	-11.22	38.29	43.50	-5.21	QP			
2	216.0240	49.00	-9.66	39.34	46.40	-7.06	QP			
3	239.9874	50.55	-9.33	41.22	46.40	-5.18	QP			
4	263.8190	48.53	-7.31	41.22	46.40	-5.18	QP			
5	312.1794	48.58	-6.66	41.92	46.40	-4.48	QP			
6	360.4476	43.93	-4.54	39.39	46.40	-7.01	QP			

Job No.: DING #847
Standard: FCC Class B 3M Radiated
Test item: Radiation Test
Temp.(C)/Hum.(%) 23 C / 48 %
EUT: MivaTek Low Power Wi-Fi Module
Mode: TX 2462MHz(802.11b)
Model: MODCC32
Manufacturer: Power 7 Technology(Dongguan)Co., Ltd

Polarization: Vertical
Power Source: DC 3.3V
Date: 2016/11/05
Time: 17:24:37
Engineer Signature:
Distance: 3m

Note: Report NO.:ATE20162251



No.	Freq. (MHz)	Reading (dBuV/m)	Factor (dB)	Result (dBuV/m)	Limit (dBuV/m)	Margin (dB)	Detector	Height (cm)	Degree (deg.)	Remark
1	216.0240	43.18	-9.66	33.52	46.40	-12.88	QP			
2	239.9874	45.93	-9.33	36.60	46.40	-9.80	QP			
3	263.8190	43.44	-7.31	36.13	46.40	-10.27	QP			
4	336.0352	42.41	-5.91	36.50	46.40	-9.90	QP			
5	377.2591	41.76	-4.29	37.47	46.40	-8.93	QP			
6	422.0577	41.40	-2.70	38.70	46.40	-7.70	QP			

Above 1G



ACCURATE TECHNOLOGY CO., LTD.

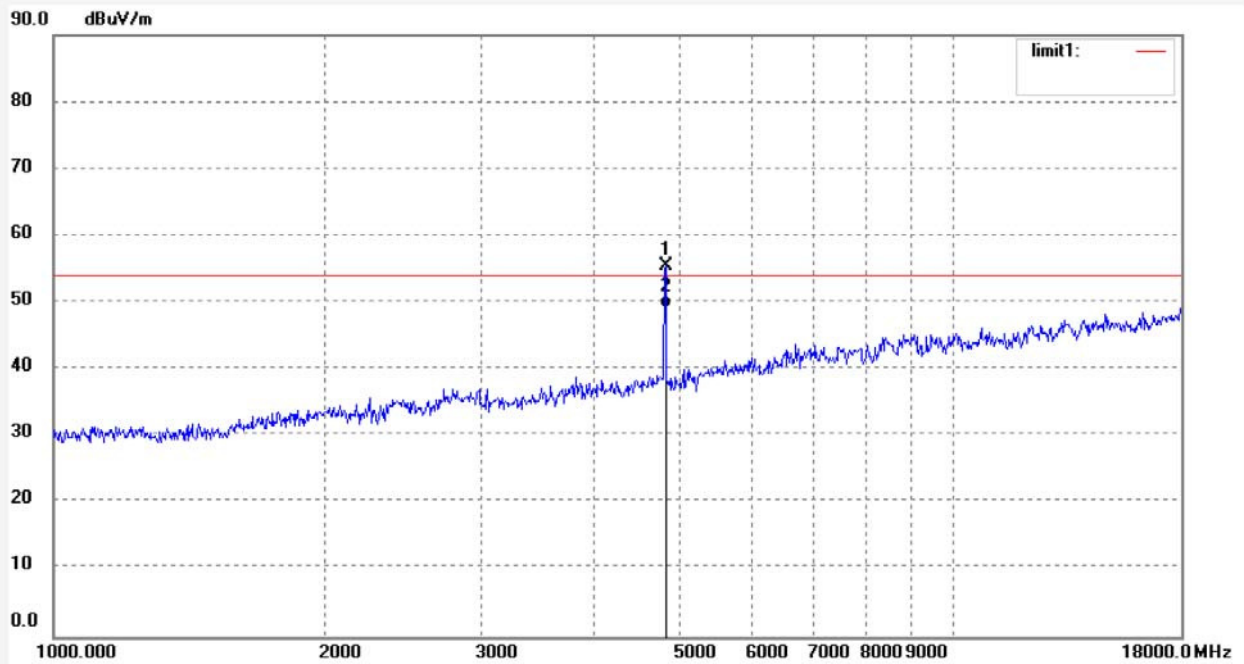
F1,Bldg,A,Changyuan New Material Port Keyuan Rd,
Science & Industry Park,Nanshan Shenzhen,P.R.China

Site: 1# Chamber
Tel:+86-0755-26503290
Fax:+86-0755-26503396

Job No.: STAR2016 #1877
Standard: FCC Class B 3M Radiated
Test item: Radiation Test
Temp.(C)/Hum.(%) 25 C / 55 %
EUT: Media box
Mode: TX Channel 1 (802.11b)
Model: MODCC32
Manufacturer: Power 7 Technology(Dongguan)Co., Ltd

Polarization: Horizontal
Power Source: AC 120V/60Hz
Date: 16/06/15/
Time: 16/15/26
Engineer Signature: star
Distance: 3m

Note: Report No.:ATE20161167



No.	Freq. (MHz)	Reading (dBuV/m)	Factor (dB)	Result (dBuV/m)	Limit (dBuV/m)	Margin (dB)	Detector	Height (cm)	Degree (deg.)	Remark
1	4824.328	57.58	-2.22	55.36	74.00	-18.64	peak			
2	4824.328	51.29	-2.22	49.07	54.00	-4.93	AVG			



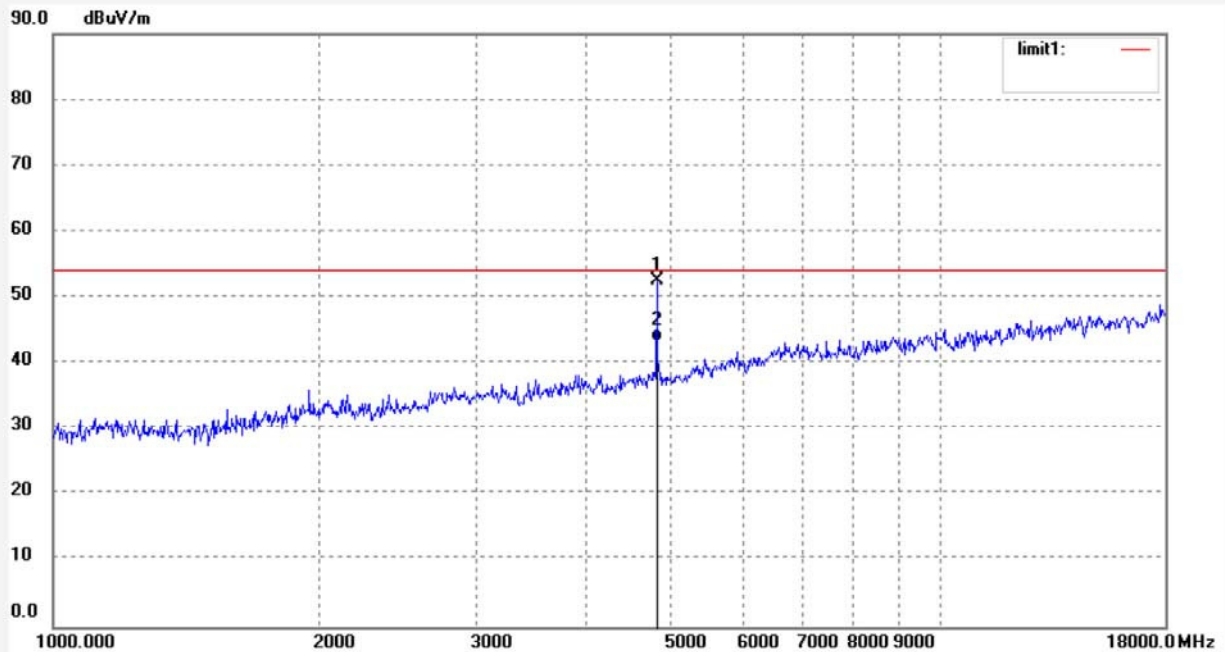
ACCURATE TECHNOLOGY CO., LTD.

F1,Bldg,A,Changyuan New Material Port Keyuan Rd,
Science & Industry Park,Nanshan Shenzhen,P.R.China

Site: 1# Chamber
Tel:+86-0755-26503290
Fax:+86-0755-26503396

Job No.: STAR2016 #1876	Polarization: Vertical
Standard: FCC Class B 3M Radiated	Power Source: DC 3.3V
Test item: Radiation Test	Date: 2016/11/05
Temp.(C)/Hum.(%) 25 C / 55 %	Time: 16/14/50
EUT: Media box	Engineer Signature: star
Mode: TX Channel 1 (802.11b)	Distance: 3m
Model: MODCC32	
Manufacturer: Power 7 Technology(Dongguan)Co., Ltd	

Note: Report NO.:ATE20162251

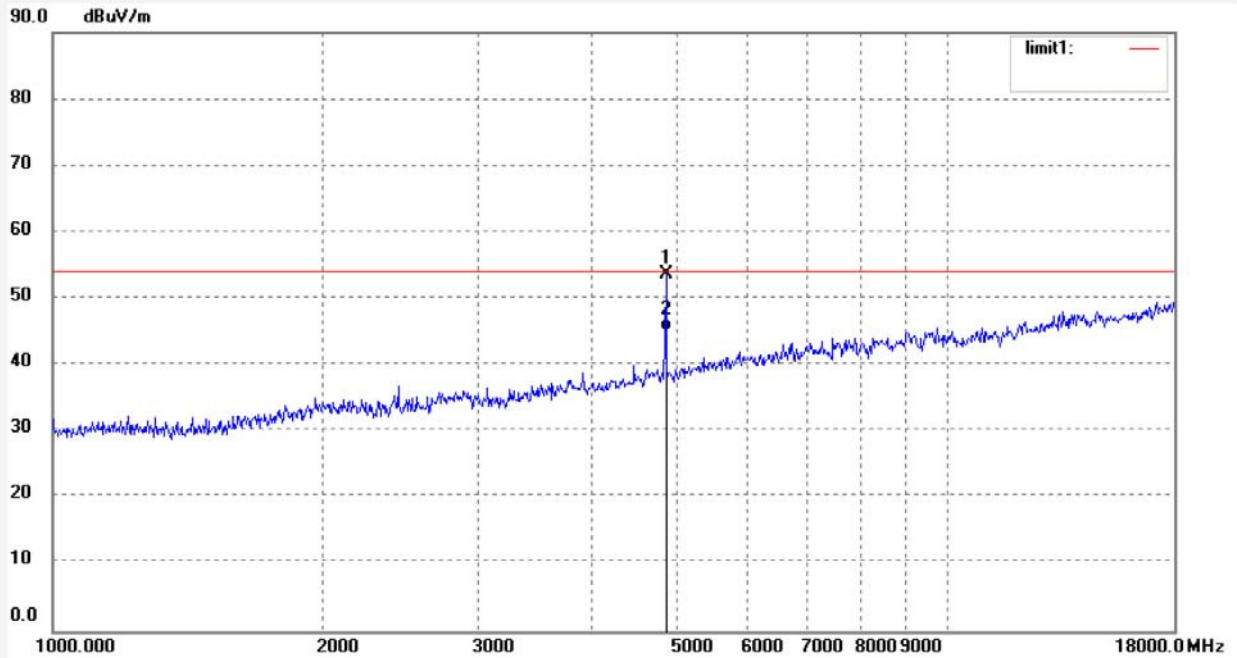


No.	Freq. (MHz)	Reading (dBuV/m)	Factor (dB)	Result (dBuV/m)	Limit (dBuV/m)	Margin (dB)	Detector	Height (cm)	Degree (deg.)	Remark
1	4824.328	54.68	-2.22	52.46	74.00	-21.54	peak			
2	4824.328	45.53	-2.22	43.31	54.00	-10.69	AVG			

Job No.: STAR2016 #1878
Standard: FCC Class B 3M Radiated
Test item: Radiation Test
Temp.(C)/Hum.(%) 25 C / 55 %
EUT: Media box
Mode: TX Channel 6 (802.11b)
Model: MODCC32
Manufacturer: Power 7 Technology(Dongguan)Co., Ltd

Polarization: Horizontal
Power Source: DC 3.3V
Date: 2016/11/05
Time: 16/16/07
Engineer Signature: star
Distance: 3m

Note: Report NO.:ATE20162251

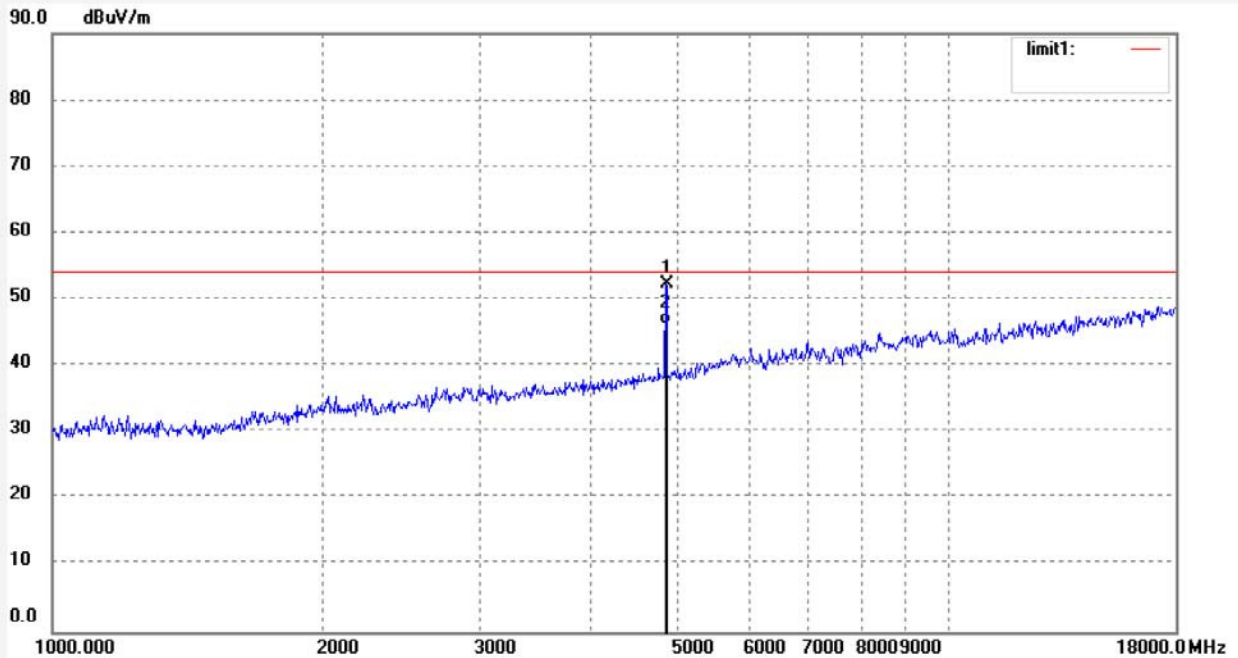


No.	Freq. (MHz)	Reading (dBuV/m)	Factor (dB)	Result (dBuV/m)	Limit (dBuV/m)	Margin (dB)	Detector	Height (cm)	Degree (deg.)	Remark
1	4874.557	55.67	-2.05	53.62	74.00	-20.38	peak			
2	4874.557	47.23	-2.05	45.18	54.00	-8.82	AVG			

Job No.: STAR2016 #1879
Standard: FCC Class B 3M Radiated
Test item: Radiation Test
Temp.(C)/Hum.(%) 25 C / 55 %
EUT: Media box
Mode: TX Channel 6 (802.11b)
Model: MODCC32
Manufacturer: Power 7 Technology(Dongguan)Co., Ltd

Polarization: Vertical
Power Source: DC 3.3V
Date: 2016/11/05
Time: 16/16/54
Engineer Signature: star
Distance: 3m

Note: Report NO.:ATE20162251

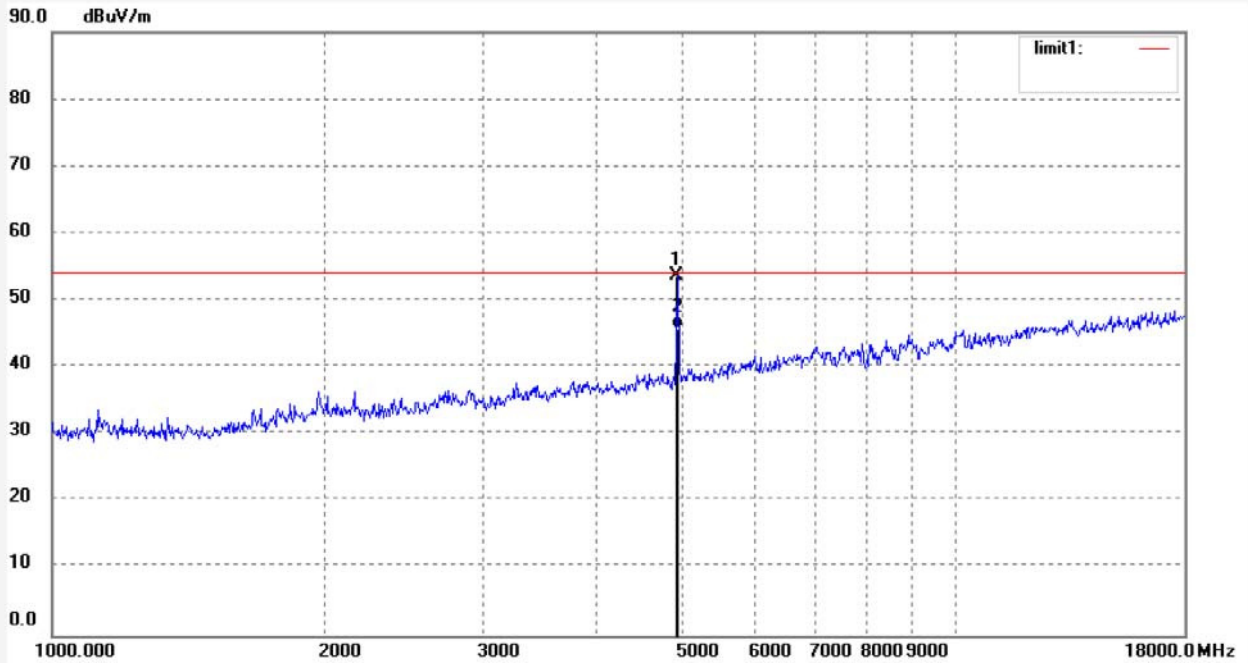


No.	Freq. (MHz)	Reading (dBuV/m)	Factor (dB)	Result (dBuV/m)	Limit (dBuV/m)	Margin (dB)	Detector	Height (cm)	Degree (deg.)	Remark
1	4874.438	54.28	-2.05	52.23	74.00	-21.77	peak			
2	4874.438	48.36	-2.05	46.31	54.00	-7.69	AVG			

Job No.: STAR2016 #1881
Standard: FCC Class B 3M Radiated
Test item: Radiation Test
Temp.(C)/Hum.(%) 25 C / 55 %
EUT: Media box
Mode: TX Channel 11 (802.11b)
Model: MODCC32
Manufacturer: Power 7 Technology(Dongguan)Co., Ltd

Polarization: Horizontal
Power Source: DC 3.3V
Date: 2016/11/05
Time: 16/18/14
Engineer Signature: star
Distance: 3m

Note: Report NO.:ATE20162251

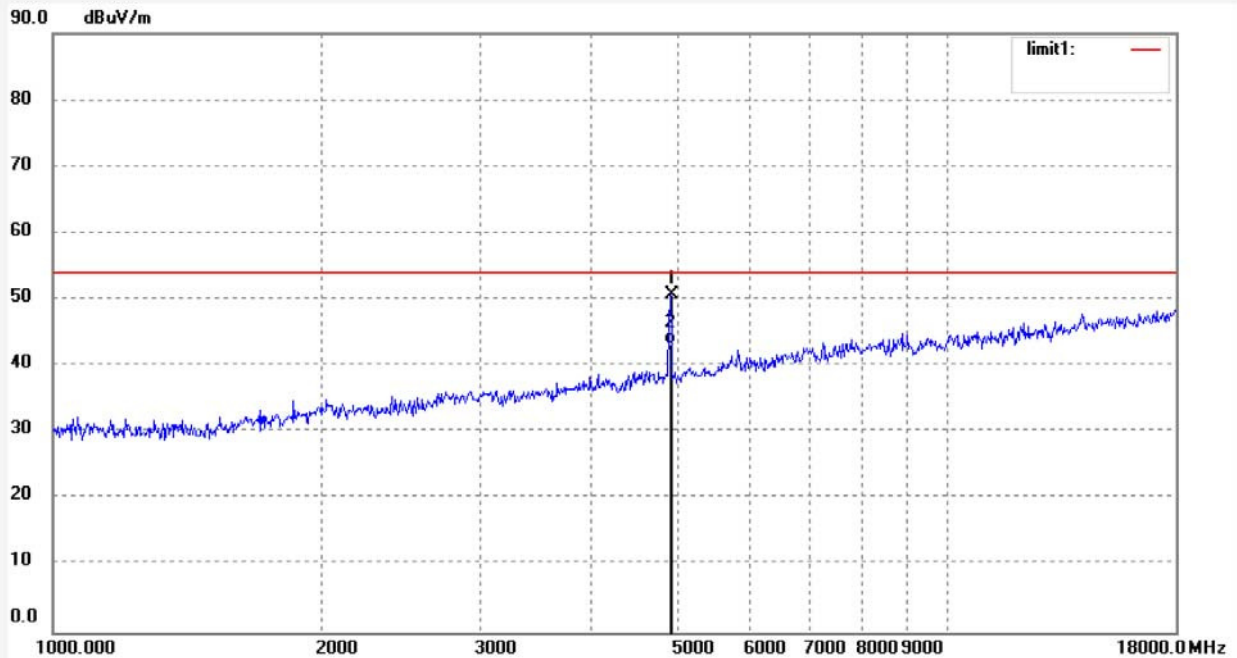


No.	Freq. (MHz)	Reading (dBuV/m)	Factor (dB)	Result (dBuV/m)	Limit (dBuV/m)	Margin (dB)	Detector	Height (cm)	Degree (deg.)	Remark
1	4924.137	55.57	-1.89	53.68	74.00	-20.32	peak			
2	4924.137	47.73	-1.89	45.84	54.00	-8.16	AVG			

Job No.: STAR2016 #1880
Standard: FCC Class B 3M Radiated
Test item: Radiation Test
Temp.(C)/Hum.(%) 25 C / 55 %
EUT: Media box
Mode: TX Channel 11 (802.11b)
Model: MODCC32
Manufacturer: Power 7 Technology(Dongguan)Co., Ltd

Polarization: Vertical
Power Source: DC 3.3V
Date: 2016/11/05
Time: 16/17/33
Engineer Signature: star
Distance: 3m

Note: Report NO.:ATE20162251

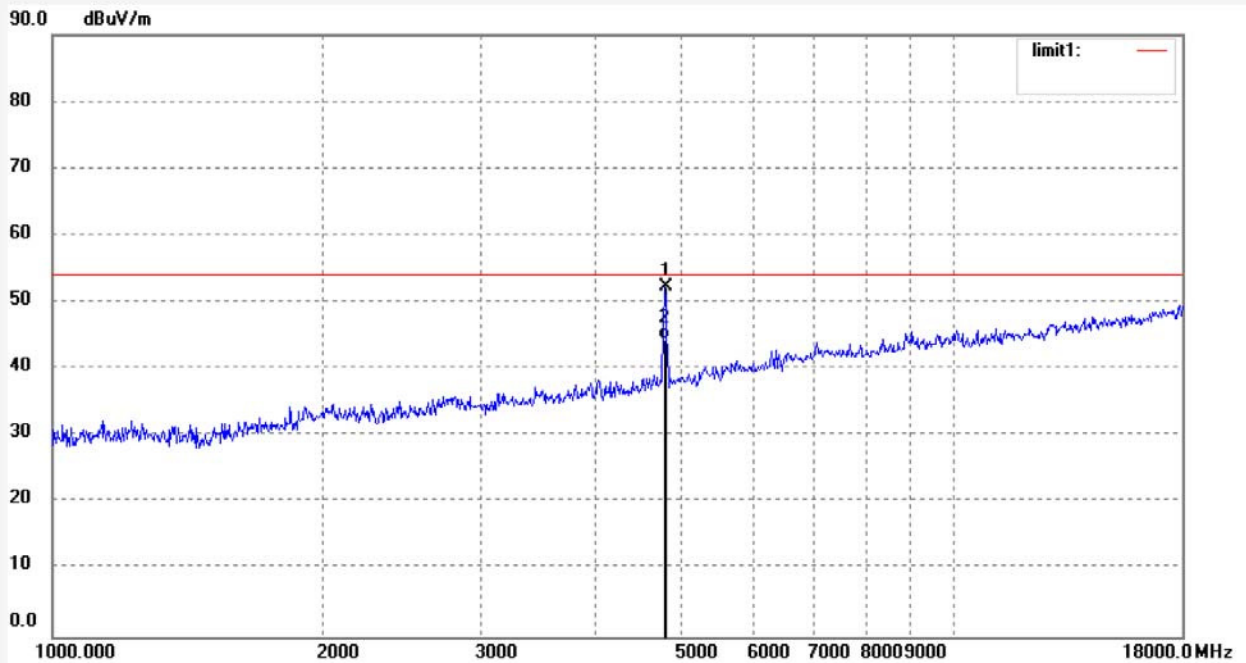


No.	Freq. (MHz)	Reading (dBuV/m)	Factor (dB)	Result (dBuV/m)	Limit (dBuV/m)	Margin (dB)	Detector	Height (cm)	Degree (deg.)	Remark
1	4924.160	52.64	-1.89	50.75	74.00	-23.25	peak			
2	4924.160	45.23	-1.89	43.34	54.00	-10.66	AVG			

Job No.: STAR2016 #1882
Standard: FCC Class B 3M Radiated
Test item: Radiation Test
Temp.(C)/Hum.(%) 25 C / 55 %
EUT: Media box
Mode: TX Channel 1 (802.11g)
Model: MODCC32
Manufacturer: Power 7 Technology(Dongguan)Co., Ltd

Polarization: Horizontal
Power Source: DC 3.3V
Date: 2016/11/05
Time: 16/25/43
Engineer Signature: star
Distance: 3m

Note: Report NO.:ATE20162251

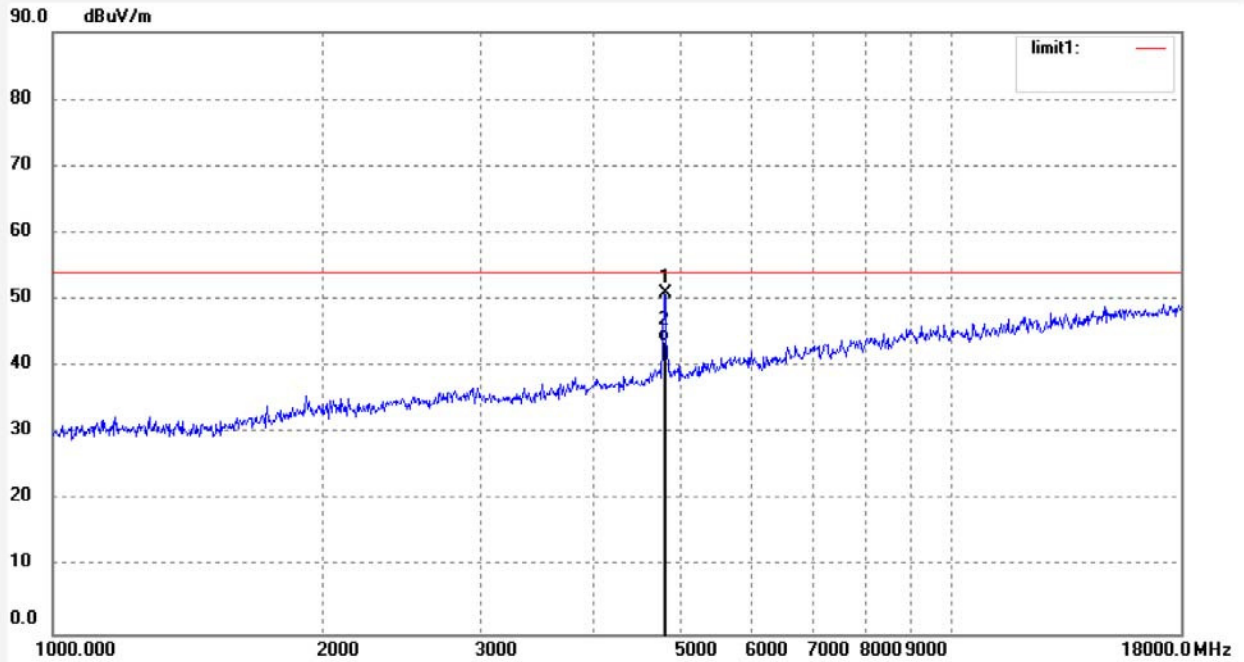


No.	Freq. (MHz)	Reading (dBuV/m)	Factor (dB)	Result (dBuV/m)	Limit (dBuV/m)	Margin (dB)	Detector	Height (cm)	Degree (deg.)	Remark
1	4824.000	54.59	-2.22	52.37	74.00	-21.63	peak			
2	4824.000	46.63	-2.22	44.41	54.00	-9.59	AVG			

Job No.: STAR2016 #1883
Standard: FCC Class B 3M Radiated
Test item: Radiation Test
Temp.(C)/Hum.(%) 25 C / 55 %
EUT: Media box
Mode: TX Channel 1 (802.11g)
Model: MODCC32
Manufacturer: Power 7 Technology(Dongguan)Co., Ltd

Polarization: Vertical
Power Source: DC 3.3V
Date: 2016/11/05
Time: 16/26/38
Engineer Signature: star
Distance: 3m

Note: Report NO.:ATE20162251

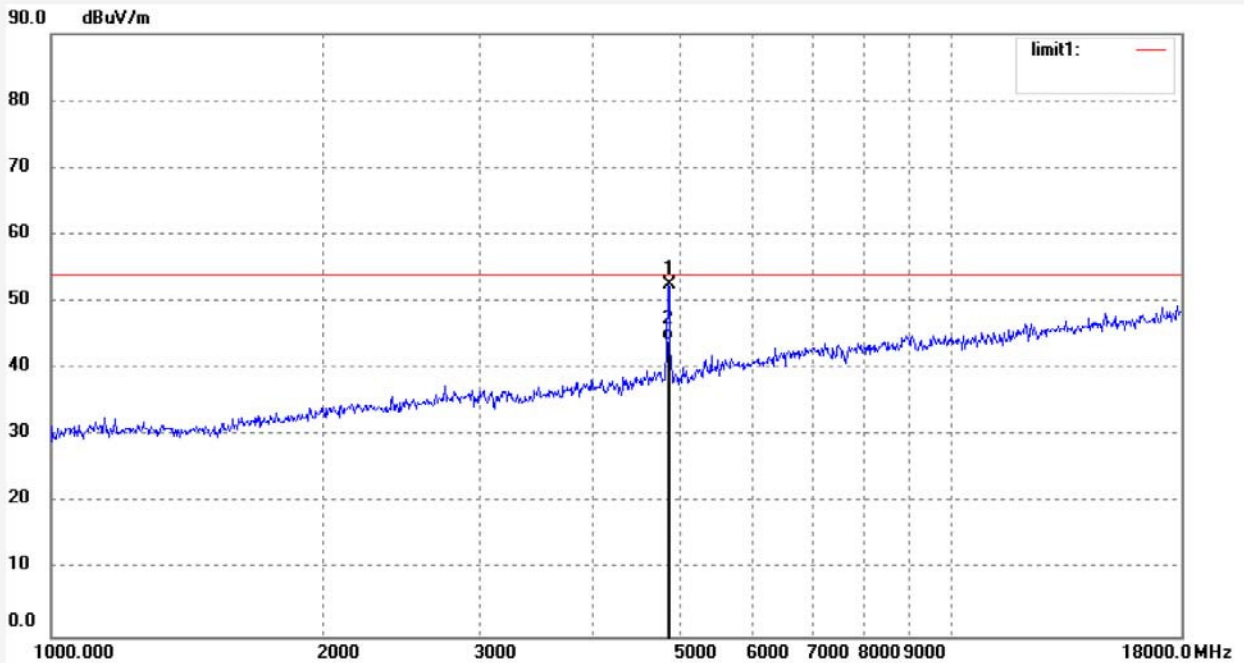


No.	Freq. (MHz)	Reading (dBuV/m)	Factor (dB)	Result (dBuV/m)	Limit (dBuV/m)	Margin (dB)	Detector	Height (cm)	Degree (deg.)	Remark
1	4824.373	53.10	-2.22	50.88	74.00	-23.12	peak			
2	4824.373	45.92	-2.22	43.70	54.00	-10.30	AVG			

Job No.: STAR2016 #1885
Standard: FCC Class B 3M Radiated
Test item: Radiation Test
Temp.(C)/Hum.(%) 25 C / 55 %
EUT: Media box
Mode: TX Channel 6 (802.11g)
Model: MODCC32
Manufacturer: Power 7 Technology(Dongguan)Co., Ltd

Polarization: Horizontal
Power Source: DC 3.3V
Date: 2016/11/05
Time: 16/28/54
Engineer Signature: star
Distance: 3m

Note: Report NO.:ATE20162251

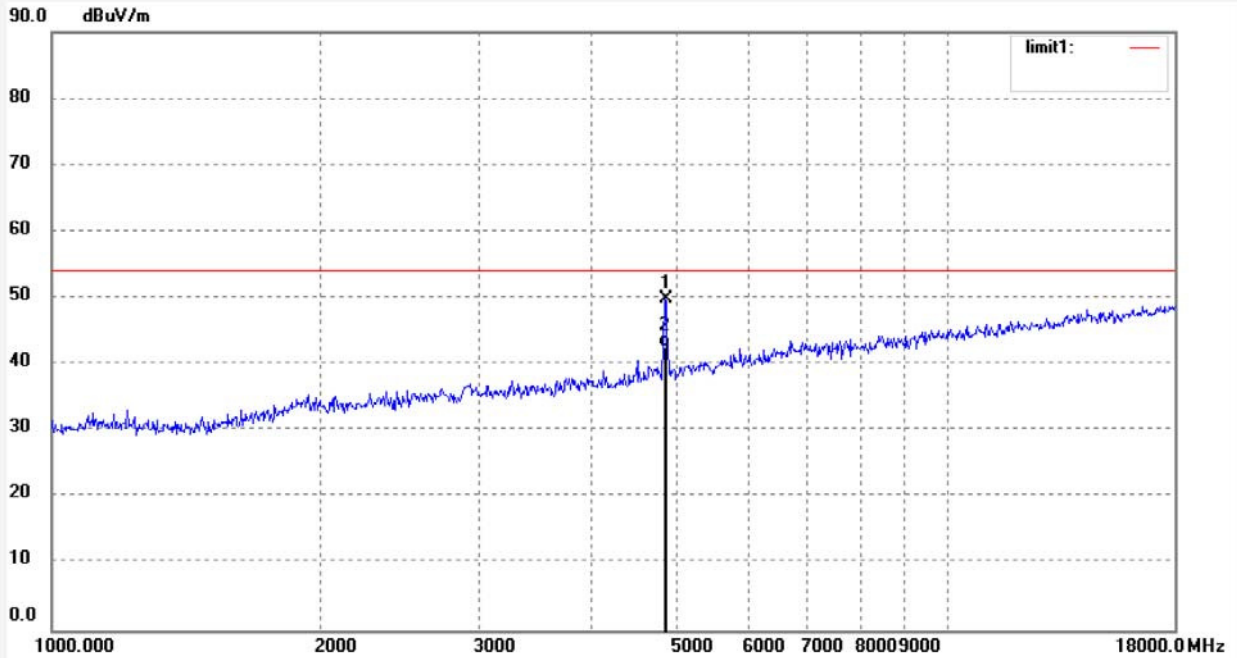


No.	Freq. (MHz)	Reading (dBuV/m)	Factor (dB)	Result (dBuV/m)	Limit (dBuV/m)	Margin (dB)	Detector	Height (cm)	Degree (deg.)	Remark
1	4874.438	54.59	-2.05	52.54	74.00	-21.46	peak			
2	4874.438	46.24	-2.05	44.19	54.00	-9.81	AVG			

Job No.: STAR2016 #1884
Standard: FCC Class B 3M Radiated
Test item: Radiation Test
Temp.(C)/Hum.(%) 25 C / 55 %
EUT: Media box
Mode: TX Channel 6 (802.11g)
Model: MODCC32
Manufacturer: Power 7 Technology(Dongguan)Co., Ltd

Polarization: Vertical
Power Source: DC 3.3V
Date: 2016/11/05
Time: 16/27/43
Engineer Signature: star
Distance: 3m

Note: Report NO.:ATE20162251

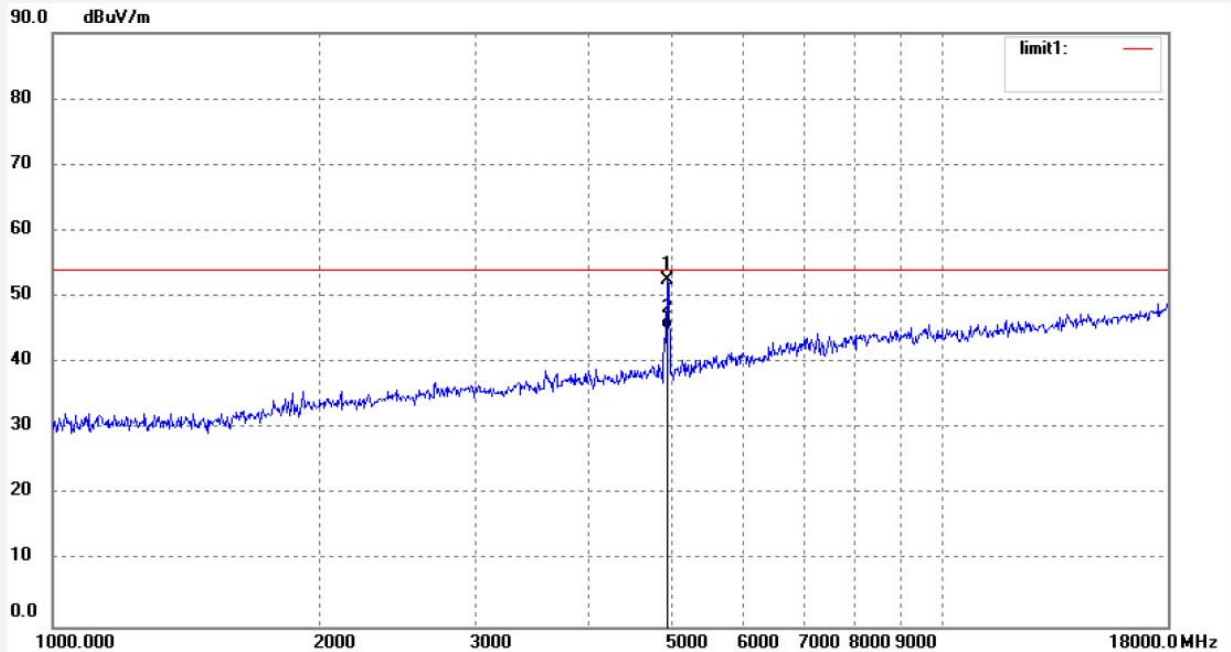


No.	Freq. (MHz)	Reading (dBuV/m)	Factor (dB)	Result (dBuV/m)	Limit (dBuV/m)	Margin (dB)	Detector	Height (cm)	Degree (deg.)	Remark
1	4874.438	51.85	-2.05	49.80	74.00	-24.20	peak			
2	4874.438	44.60	-2.05	42.55	54.00	-11.45	AVG			

Job No.: STAR2016 #1887
Standard: FCC Class B 3M Radiated
Test item: Radiation Test
Temp.(C)/Hum.(%) 25 C / 55 %
EUT: Media box
Mode: TX Channel 11 (802.11g)
Model: MODCC32
Manufacturer: Power 7 Technology(Dongguan)Co., Ltd

Polarization: Horizontal
Power Source: DC 3.3V
Date: 2016/11/05
Time: 17/13/07
Engineer Signature: star
Distance: 3m

Note: Report NO.:ATE20162251



No.	Freq. (MHz)	Reading (dBuV/m)	Factor (dB)	Result (dBuV/m)	Limit (dBuV/m)	Margin (dB)	Detector	Height (cm)	Degree (deg.)	Remark
1	4924.769	54.45	-1.89	52.56	74.00	-21.44	peak			
2	4924.769	47.01	-1.89	45.12	54.00	-8.88	AVG			



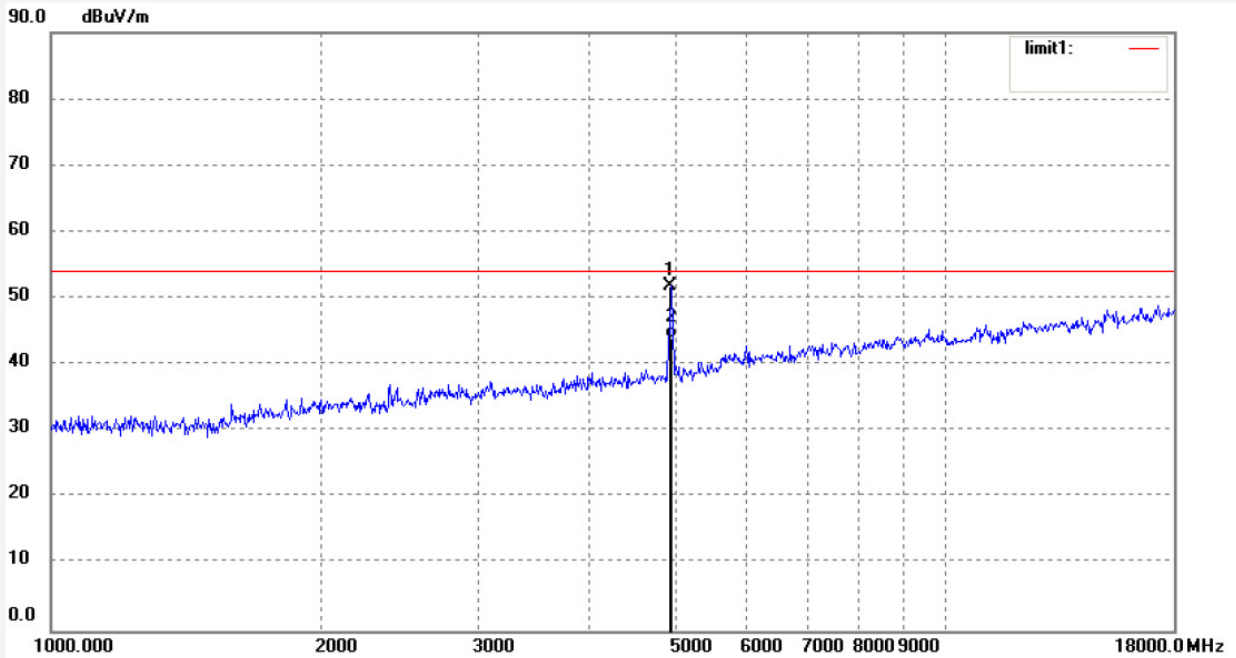
ACCURATE TECHNOLOGY CO., LTD.
F1,Bldg,A,Changyuan New Material Port Keyuan Rd,
Science & Industry Park,Nanshan Shenzhen,P.R.China

Site: 1# Chamber
Tel:+86-0755-26503290
Fax:+86-0755-26503396

Job No.: STAR2016 #1886
Standard: FCC Class B 3M Radiated
Test item: Radiation Test
Temp.(C)/Hum.(%) 25 C / 55 %
EUT: Media box
Mode: TX Channel 11 (802.11g)
Model: MODCC32
Manufacturer: Power 7 Technology(Dongguan)Co., Ltd

Polarization: Vertical
Power Source: DC 3.3V
Date: 2016/11/05
Time: 17/12/21
Engineer Signature: star
Distance: 3m

Note: Report NO.:ATE20162251

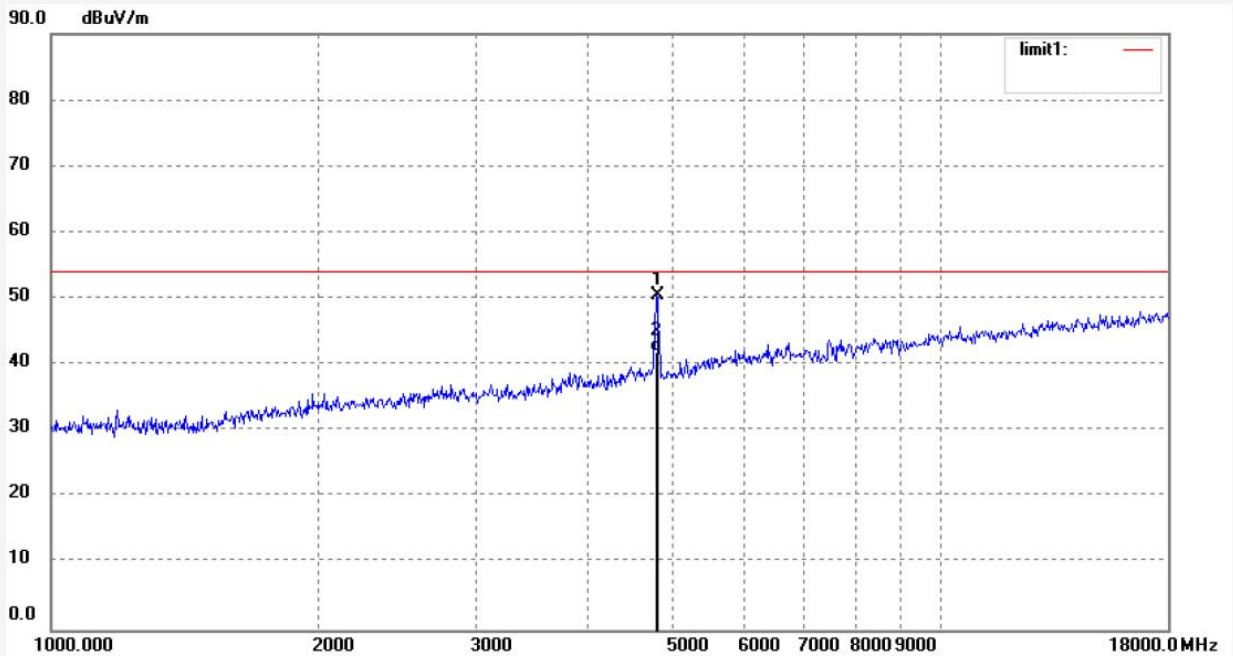


No.	Freq. (MHz)	Reading (dBuV/m)	Factor (dB)	Result (dBuV/m)	Limit (dBuV/m)	Margin (dB)	Detector	Height (cm)	Degree (deg.)	Remark
1	4924.137	53.84	-1.89	51.95	74.00	-22.05	peak			
2	4924.137	45.77	-1.89	43.88	54.00	-10.12	AVG			

Job No.: STAR2016 #1888
Standard: FCC Class B 3M Radiated
Test item: Radiation Test
Temp.(C)/Hum.(%) 25 C / 55 %
EUT: Media box
Mode: TX Channel 1 (802.11n)20MHz
Model: MODCC32
Manufacturer: Power 7 Technology(Dongguan)Co., Ltd

Polarization: Horizontal
Power Source: DC 3.3V
Date: 2016/11/05
Time: 17/13/57
Engineer Signature: star
Distance: 3m

Note: Report NO.:ATE20162251

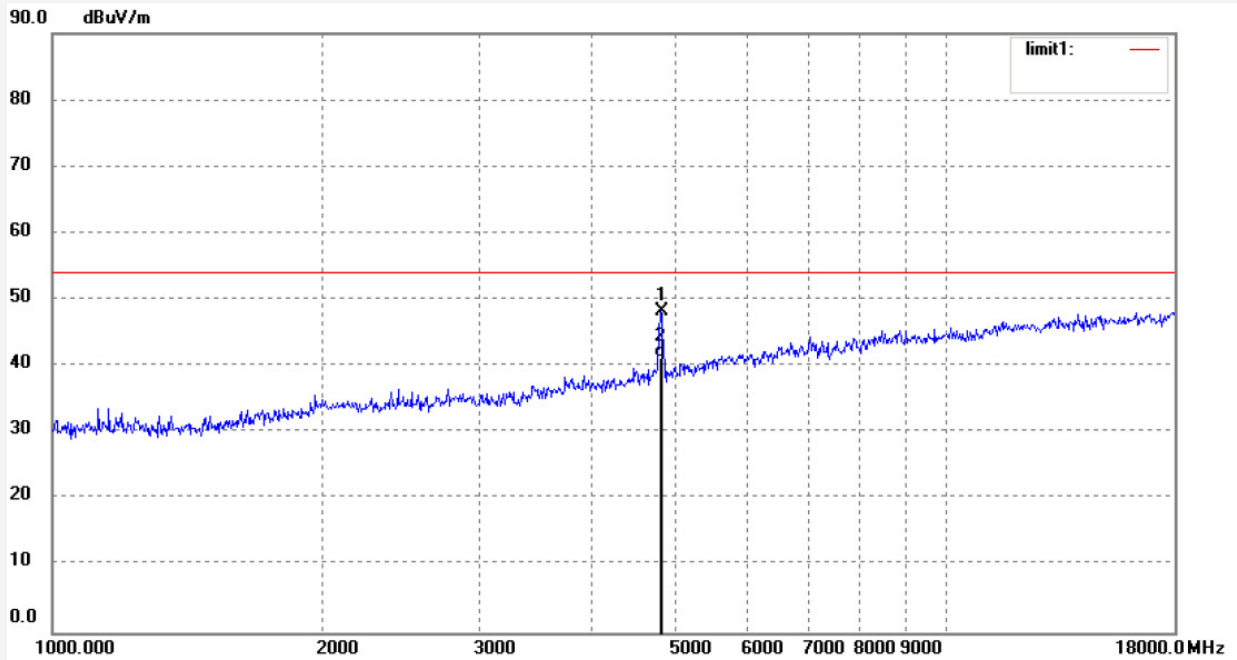


No.	Freq. (MHz)	Reading (dBuV/m)	Factor (dB)	Result (dBuV/m)	Limit (dBuV/m)	Margin (dB)	Detector	Height (cm)	Degree (deg.)	Remark
1	4824.373	52.74	-2.22	50.52	74.00	-23.48	peak			
2	4824.373	44.09	-2.22	41.87	54.00	-12.13	AVG			

Job No.: STAR2016 #1889
Standard: FCC Class B 3M Radiated
Test item: Radiation Test
Temp.(C)/Hum.(%) 25 C / 55 %
EUT: Media box
Mode: TX Channel 1 (802.11n)20MHz
Model: MODCC32
Manufacturer: Power 7 Technology(Dongguan)Co., Ltd

Polarization: Vertical
Power Source: DC 3.3V
Date: 2016/11/05
Time: 17/14/47
Engineer Signature: star
Distance: 3m

Note: Report NO.:ATE20162251



No.	Freq. (MHz)	Reading (dBuV/m)	Factor (dB)	Result (dBuV/m)	Limit (dBuV/m)	Margin (dB)	Detector	Height (cm)	Degree (deg.)	Remark
1	4824.373	50.42	-2.22	48.20	74.00	-25.80	peak			
2	4824.373	43.58	-2.22	41.36	54.00	-12.64	AVG			



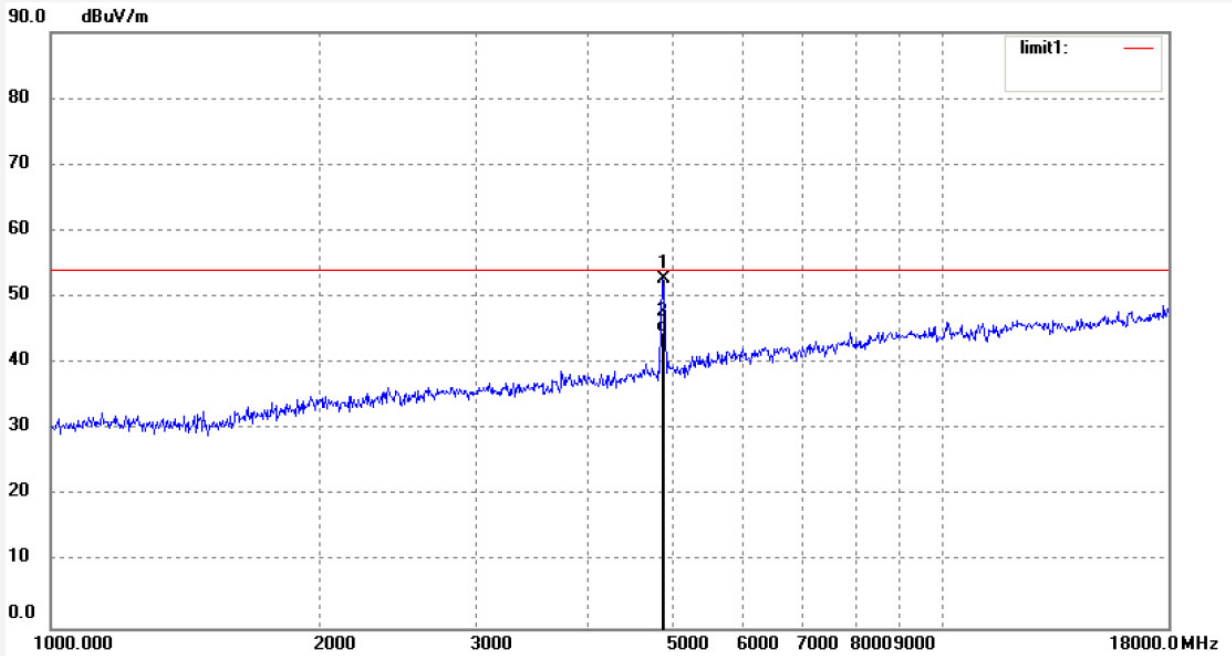
ACCURATE TECHNOLOGY CO., LTD.

F1,Bldg,A,Changyuan New Material Port Keyuan Rd,
Science & Industry Park,Nanshan Shenzhen,P.R.China

Site: 1# Chamber
Tel:+86-0755-26503290
Fax:+86-0755-26503396

Job No.: STAR2016 #1891	Polarization: Horizontal
Standard: FCC Class B 3M Radiated	Power Source: DC 3.3V
Test item: Radiation Test	Date: 2016/11/05
Temp.(C)/Hum.(%) 25 C / 55 %	Time: 17/16/25
EUT: Media box	Engineer Signature: star
Mode: TX Channel 6 (802.11n)20MHz	Distance: 3m
Model: MODCC32	
Manufacturer: Power 7 Technology(Dongguan)Co., Ltd	

Note: Report NO.:ATE20162251

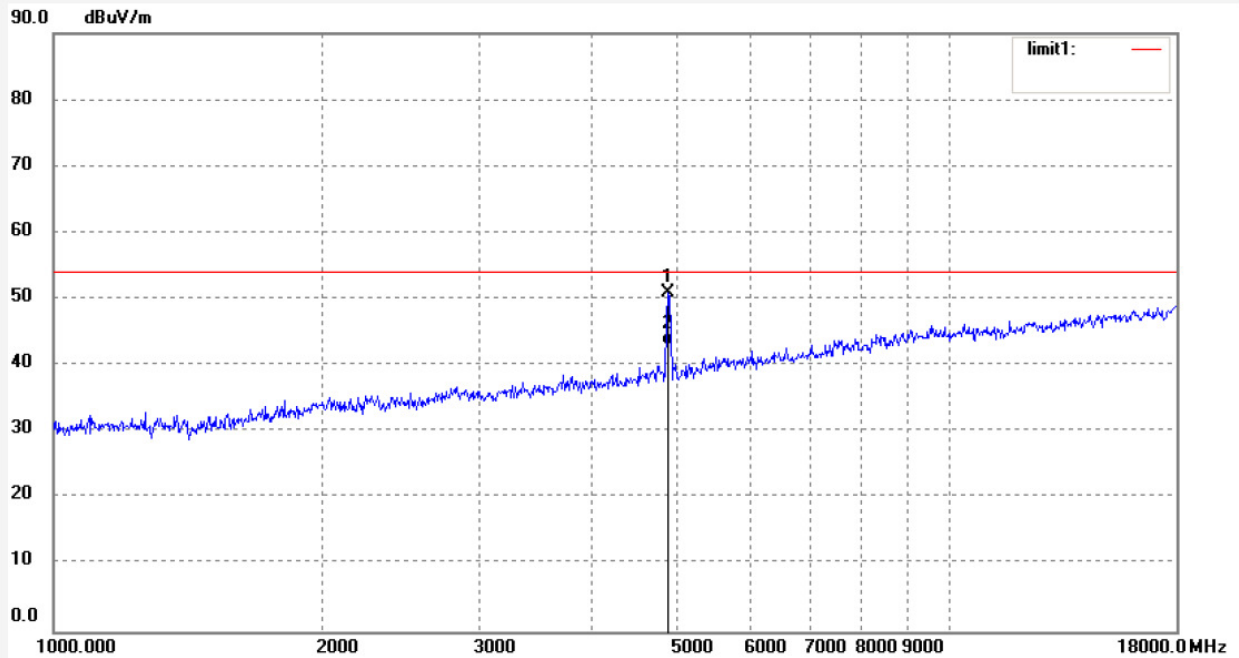


No.	Freq. (MHz)	Reading (dBuV/m)	Factor (dB)	Result (dBuV/m)	Limit (dBuV/m)	Margin (dB)	Detector	Height (cm)	Degree (deg.)	Remark
1	4874.557	54.83	-2.05	52.78	74.00	-21.22	peak			
2	4874.557	46.65	-2.05	44.60	54.00	-9.40	AVG			

Job No.: STAR2016 #1890
Standard: FCC Class B 3M Radiated
Test item: Radiation Test
Temp.(C)/Hum.(%) 25 C / 55 %
EUT: Media box
Mode: TX Channel 6 (802.11n)20MHz
Model: MODCC32
Manufacturer: Power 7 Technology(Dongguan)Co., Ltd

Polarization: Vertical
Power Source: DC 3.3V
Date: 2016/11/05
Time: 17/15/39
Engineer Signature: star
Distance: 3m

Note: Report NO.:ATE20162251

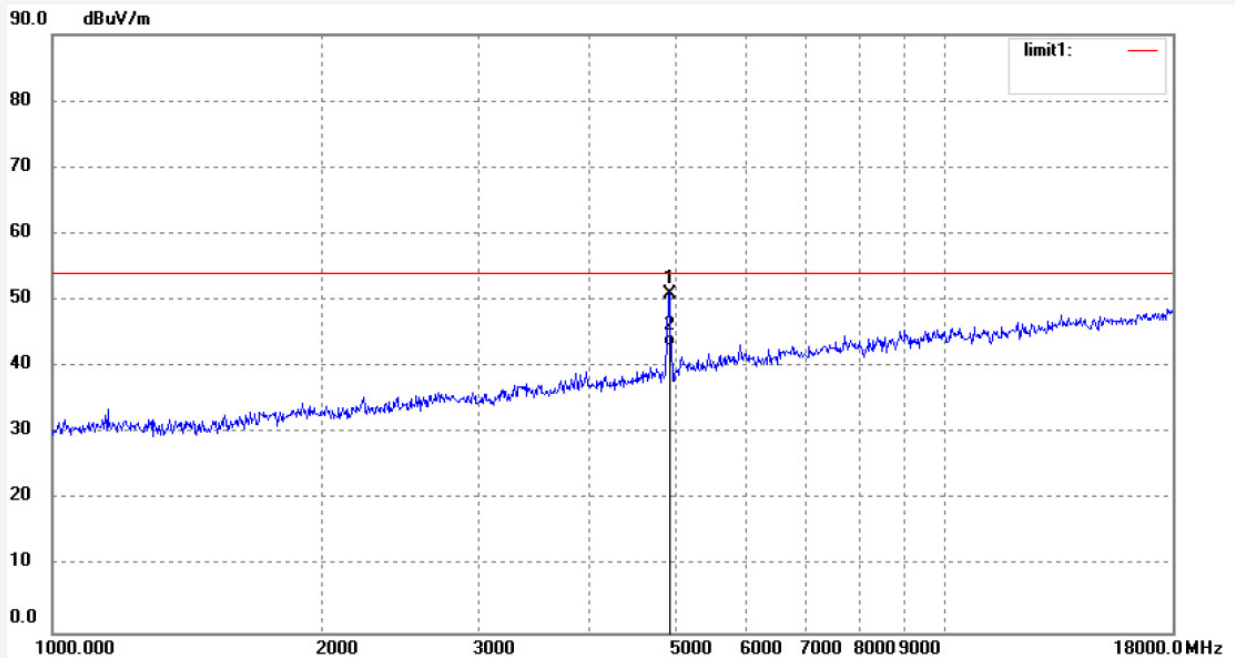


No.	Freq. (MHz)	Reading (dBuV/m)	Factor (dB)	Result (dBuV/m)	Limit (dBuV/m)	Margin (dB)	Detector	Height (cm)	Degree (deg.)	Remark
1	4874.557	53.09	-2.05	51.04	74.00	-22.96	peak			
2	4874.557	45.12	-2.05	43.07	54.00	-10.93	AVG			

Job No.: STAR2016 #1892
Standard: FCC Class B 3M Radiated
Test item: Radiation Test
Temp.(C)/Hum.(%) 25 C / 55 %
EUT: Media box
Mode: TX Channel 11 (802.11n)20MHz
Model: MODCC32
Manufacturer: Power 7 Technology(Dongguan)Co., Ltd

Polarization: Horizontal
Power Source: DC 3.3V
Date: 2016/11/05
Time: 17/17/32
Engineer Signature: star
Distance: 3m

Note: Report NO.:ATE20162251

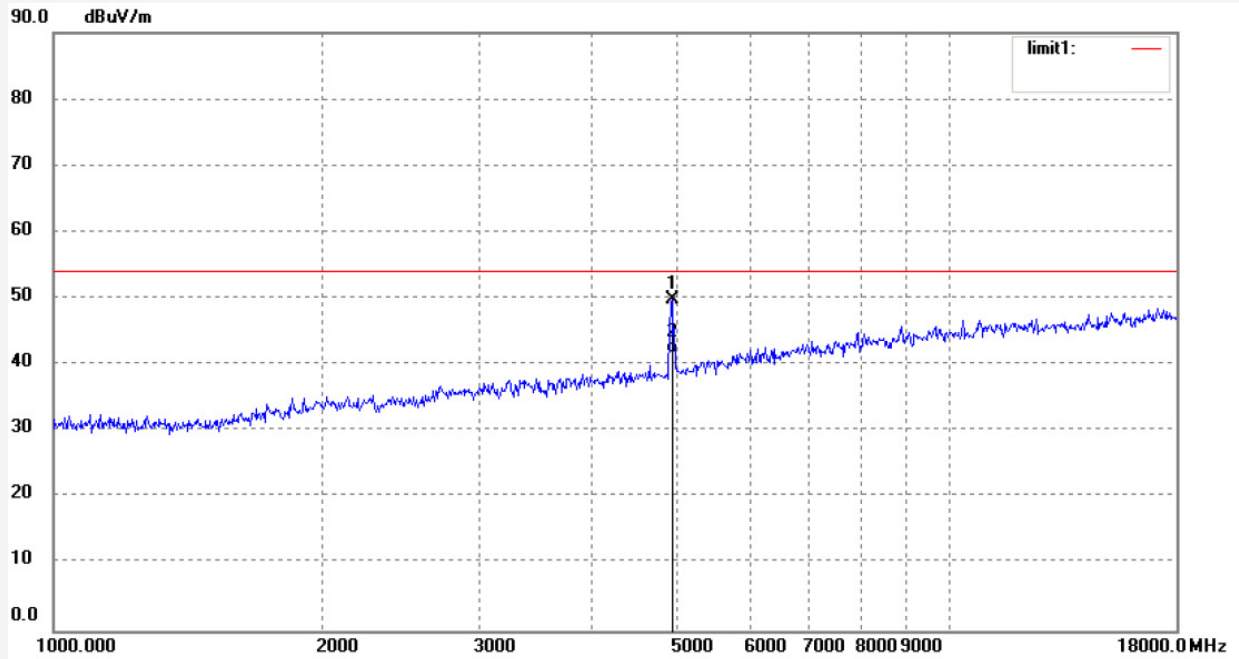


No.	Freq. (MHz)	Reading (dBuV/m)	Factor (dB)	Result (dBuV/m)	Limit (dBuV/m)	Margin (dB)	Detector	Height (cm)	Degree (deg.)	Remark
1	4924.444	52.90	-1.89	51.01	74.00	-22.99	peak			
2	4924.444	45.00	-1.89	43.11	54.00	-10.89	AVG			

Job No.: STAR2016 #1893
Standard: FCC Class B 3M Radiated
Test item: Radiation Test
Temp.(C)/Hum.(%) 25 C / 55 %
EUT: Media box
Mode: TX Channel 11 (802.11n)20MHz
Model: MODCC32
Manufacturer: Power 7 Technology(Dongguan)Co., Ltd

Polarization: Vertical
Power Source: DC 3.3V
Date: 2016/11/05
Time: 17/18/47
Engineer Signature: star
Distance: 3m

Note: Report NO.:ATE20162251

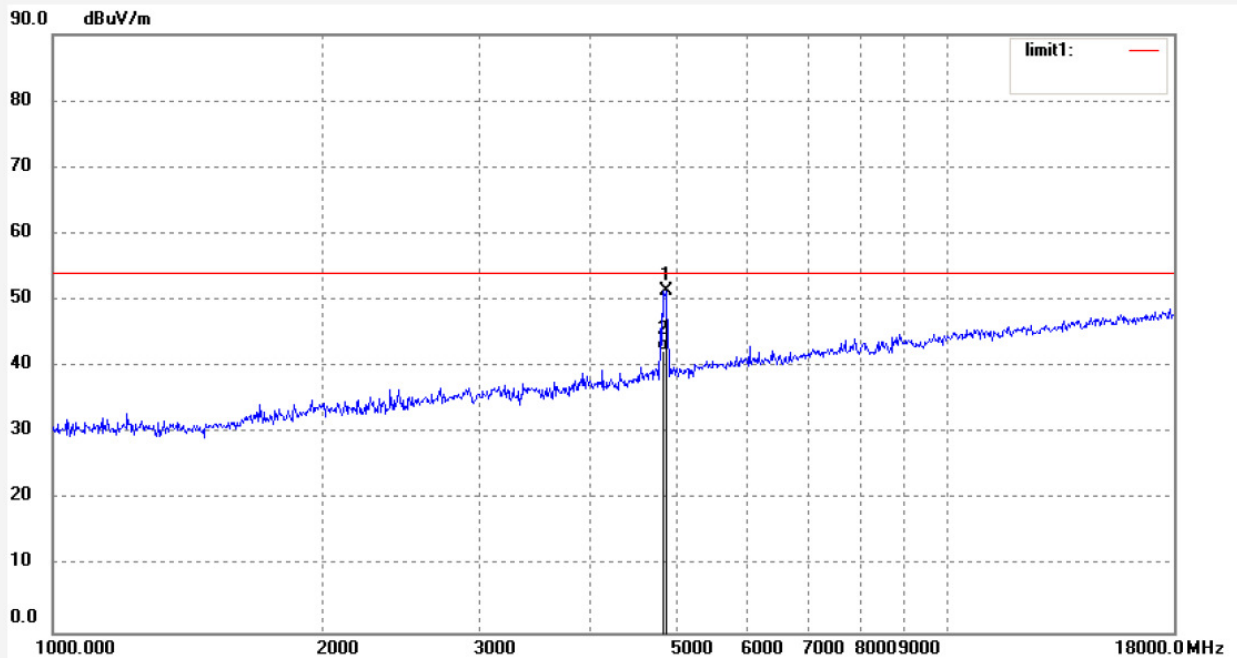


No.	Freq. (MHz)	Reading (dBuV/m)	Factor (dB)	Result (dBuV/m)	Limit (dBuV/m)	Margin (dB)	Detector	Height (cm)	Degree (deg.)	Remark
1	4924.444	51.82	-1.89	49.93	74.00	-24.07	peak			
2	4924.444	43.64	-1.89	41.75	54.00	-12.25	AVG			

Job No.: STAR2016 #1895
Standard: FCC Class B 3M Radiated
Test item: Radiation Test
Temp.(C)/Hum.(%) 25 C / 55 %
EUT: Media box
Mode: TX Channel 3 (802.11n)40MHz
Model: MODCC32
Manufacturer: Power 7 Technology(Dongguan)Co., Ltd

Polarization: Horizontal
Power Source: DC 3.3V
Date: 2016/11/05
Time: 17/20/46
Engineer Signature: star
Distance: 3m

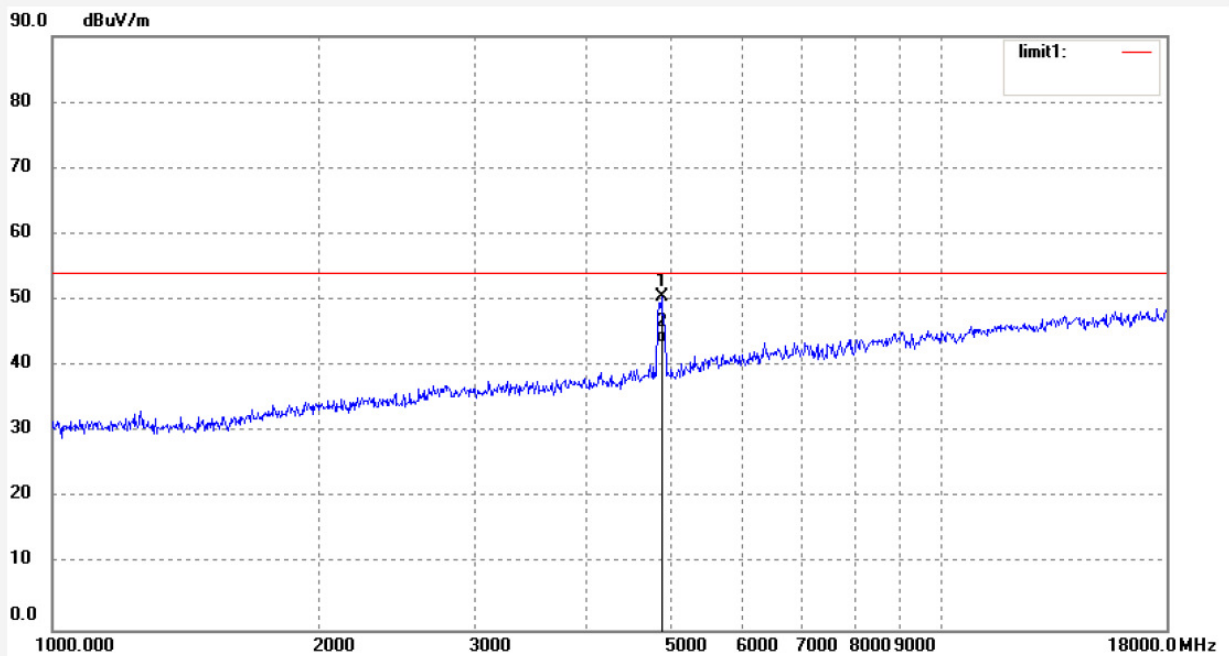
Note: Report NO.:ATE20162251



No.	Freq. (MHz)	Reading (dBuV/m)	Factor (dB)	Result (dBuV/m)	Limit (dBuV/m)	Margin (dB)	Detector	Height (cm)	Degree (deg.)	Remark
1	4844.361	53.54	-2.14	51.40	74.00	-22.60	peak			
2	4844.361	44.64	-2.14	42.50	54.00	-11.50	AVG			

Job No.: STAR2016 #1894	Polarization: Vertical
Standard: FCC Class B 3M Radiated	Power Source: DC 3.3V
Test item: Radiation Test	Date: 2016/11/05
Temp.(C)/Hum.(%) 25 C / 55 %	Time: 17/19/55
EUT: Media box	Engineer Signature: star
Mode: TX Channel 3 (802.11n)40MHz	Distance: 3m
Model: MODCC32	
Manufacturer: Power 7 Technology(Dongguan)Co., Ltd	

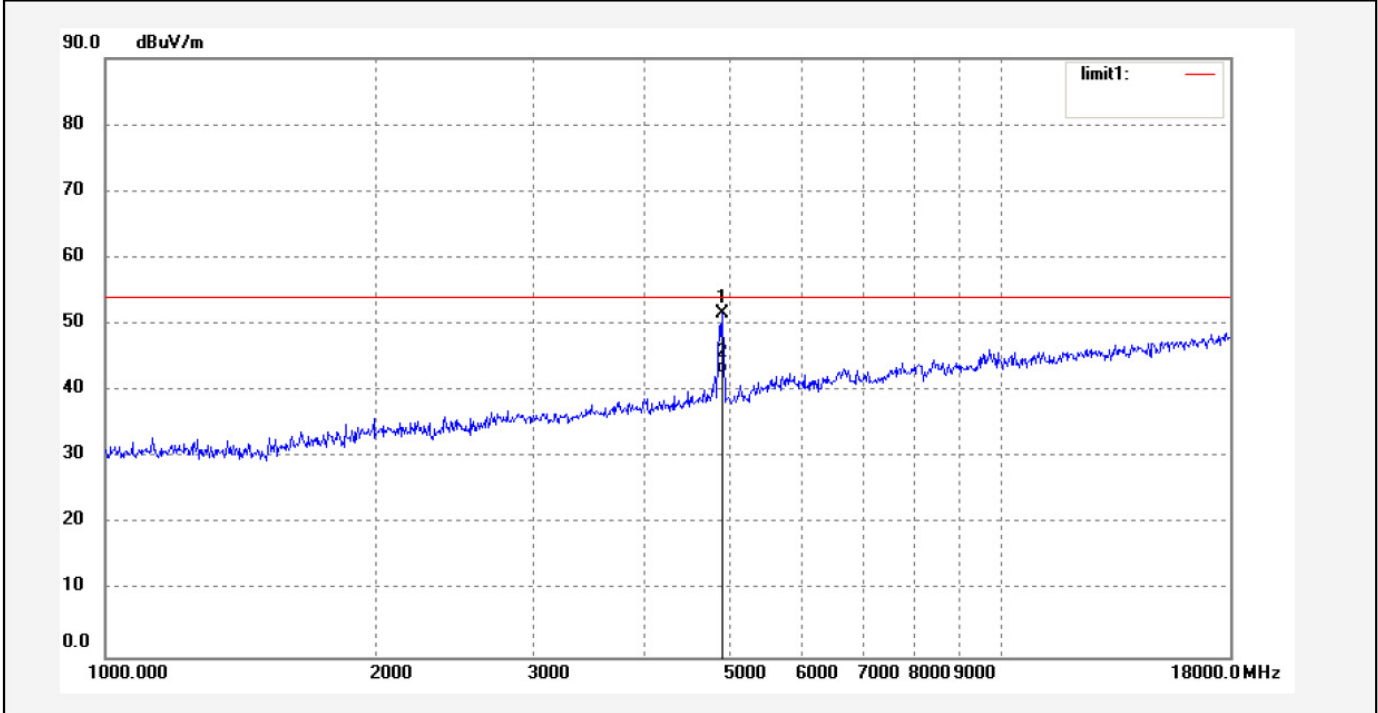
Note: Report NO.:ATE20162251



No.	Freq. (MHz)	Reading (dBuV/m)	Factor (dB)	Result (dBuV/m)	Limit (dBuV/m)	Margin (dB)	Detector	Height (cm)	Degree (deg.)	Remark
1	4844.557	52.57	-2.14	50.43	74.00	-23.57	peak			
2	4844.557	45.65	-2.14	43.51	54.00	-10.49	AVG			

Job No.: STAR2016 #1896	Polarization: Horizontal
Standard: FCC Class B 3M Radiated	Power Source: DC 3.3V
Test item: Radiation Test	Date: 2016/11/05
Temp.(C)/Hum.(%) 25 C / 55 %	Time: 17/21/59
EUT: Media box	Engineer Signature: star
Mode: TX Channel 6 (802.11n)40MHz	Distance: 3m
Model: MODCC32	
Manufacturer: Power 7 Technology(Dongguan)Co., Ltd	

Note: Report NO.:ATE20162251



No.	Freq. (MHz)	Reading (dBuV/m)	Factor (dB)	Result (dBuV/m)	Limit (dBuV/m)	Margin (dB)	Detector	Height (cm)	Degree (deg.)	Remark
1	4874.017	53.74	-2.05	51.69	74.00	-22.31	peak			
2	4874.017	44.73	-2.05	42.68	54.00	-11.32	AVG			



ACCURATE TECHNOLOGY CO., LTD.

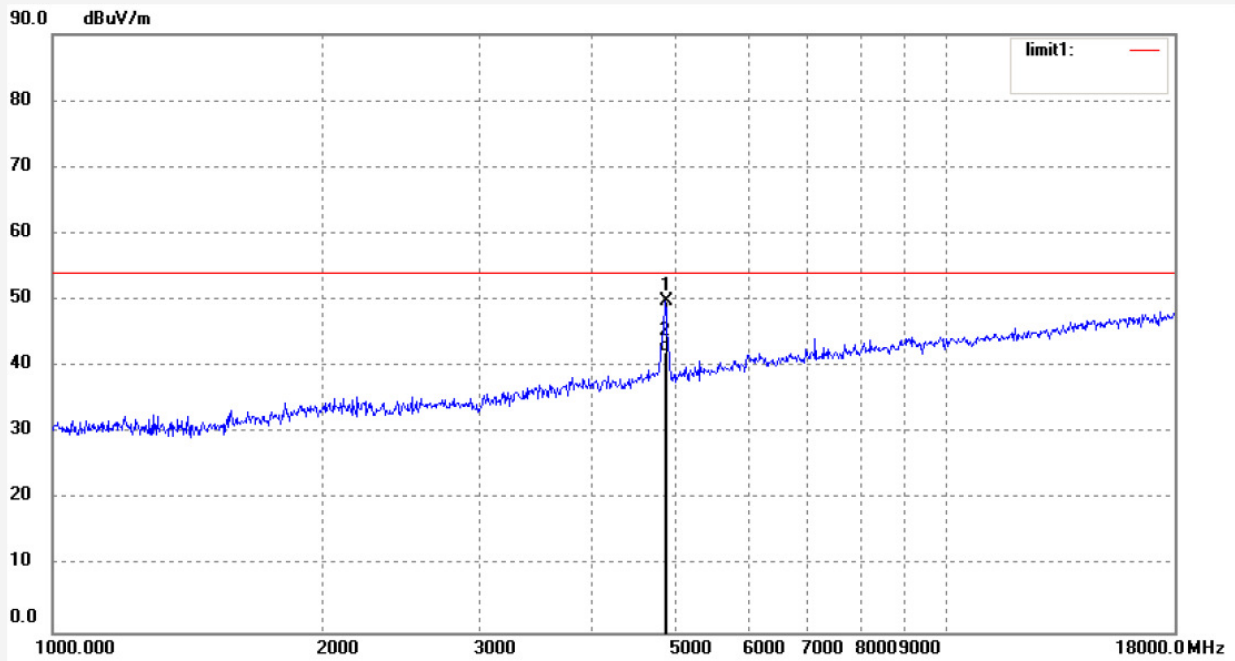
F1,Bldg,A,Changyuan New Material Port Keyuan Rd,
Science & Industry Park,Nanshan Shenzhen,P.R.China

Site: 1# Chamber
Tel:+86-0755-26503290
Fax:+86-0755-26503396

Job No.: STAR2016 #1897
Standard: FCC Class B 3M Radiated
Test item: Radiation Test
Temp.(C)/Hum.(%) 25 C / 55 %
EUT: Media box
Mode: TX Channel 6 (802.11n)40MHz
Model: MODCC32
Manufacturer: Power 7 Technology(Dongguan)Co., Ltd

Polarization: Vertical
Power Source: DC 3.3V
Date: 2016/11/05
Time: 17/22/50
Engineer Signature: star
Distance: 3m

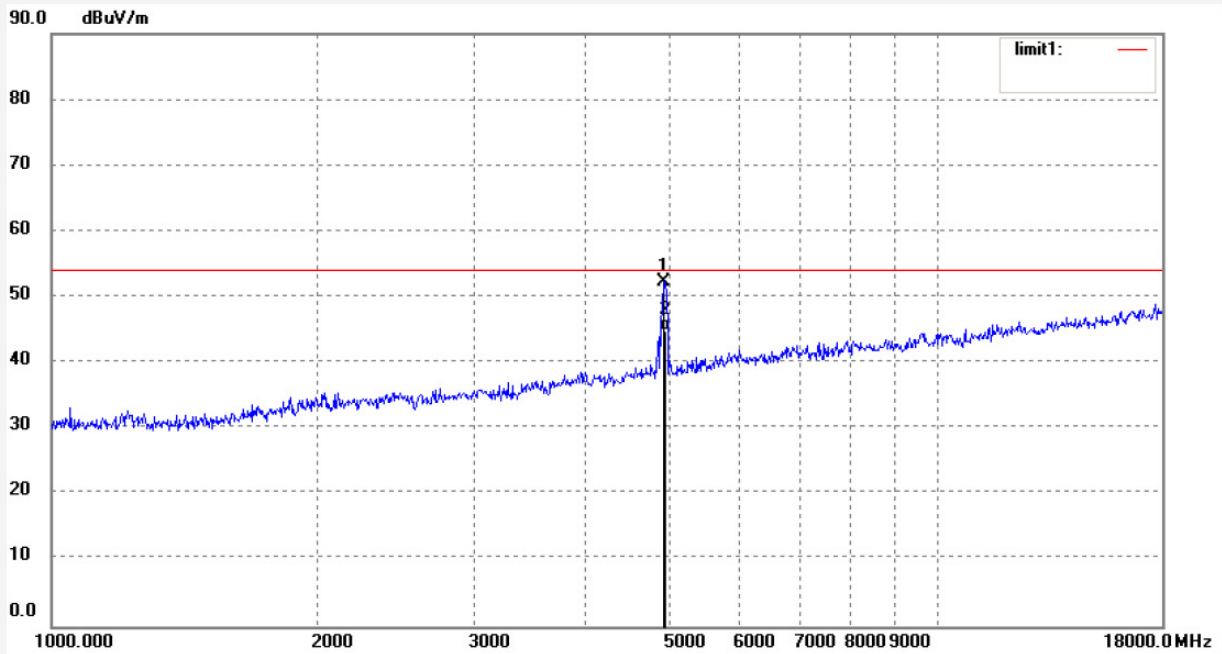
Note: Report NO.:ATE20162251



No.	Freq. (MHz)	Reading (dBuV/m)	Factor (dB)	Result (dBuV/m)	Limit (dBuV/m)	Margin (dB)	Detector	Height (cm)	Degree (deg.)	Remark
1	4874.438	51.99	-2.05	49.94	74.00	-24.06	peak			
2	4874.438	44.26	-2.05	42.21	54.00	-11.79	AVG			

Job No.: STAR2016 #1899	Polarization: Horizontal
Standard: FCC Class B 3M Radiated	Power Source: DC 3.3V
Test item: Radiation Test	Date: 2016/11/05
Temp.(C)/Hum.(%) 25 C / 55 %	Time: 17/24/53
EUT: Media box	Engineer Signature: star
Mode: TX Channel 9 (802.11n)40MHz	Distance: 3m
Model: MODCC32	
Manufacturer: Power 7 Technology(Dongguan)Co., Ltd	

Note: Report NO.:ATE20162251



No.	Freq. (MHz)	Reading (dBuV/m)	Factor (dB)	Result (dBuV/m)	Limit (dBuV/m)	Margin (dB)	Detector	Height (cm)	Degree (deg.)	Remark
1	4904.137	54.34	-1.96	52.38	74.00	-21.62	peak			
2	4904.137	46.86	-1.96	44.90	54.00	-9.10	AVG			



ACCURATE TECHNOLOGY CO., LTD.

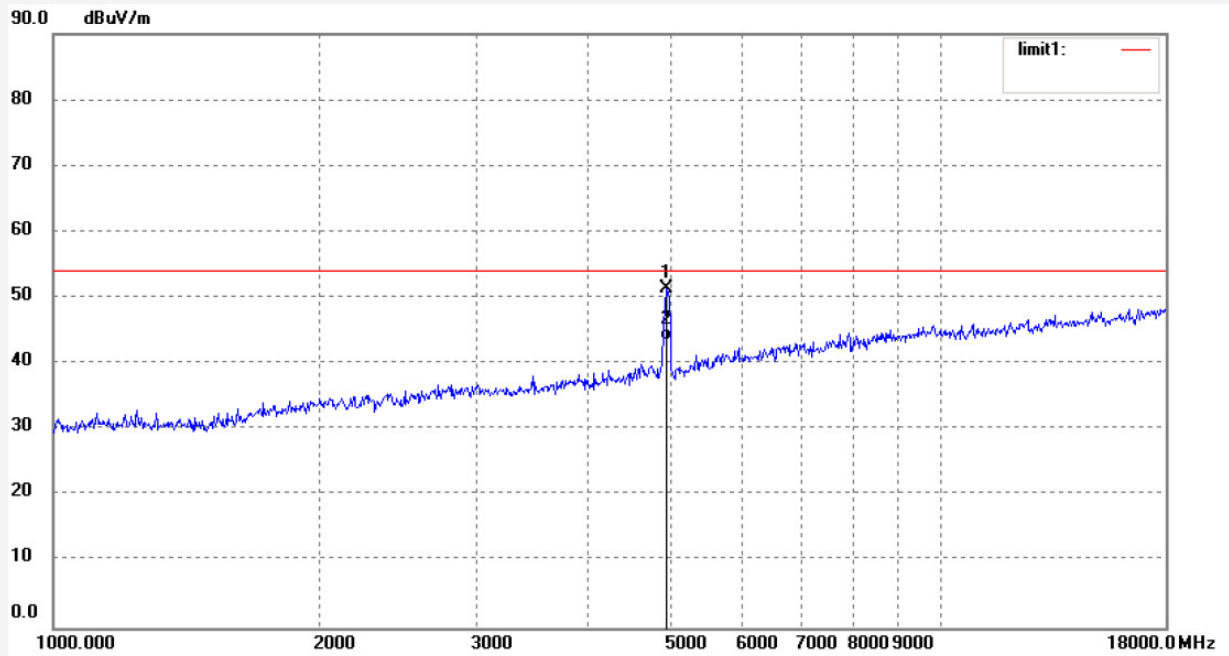
F1,Bldg,A,Changyuan New Material Port Keyuan Rd,
Science & Industry Park,Nanshan Shenzhen,P.R.China

Site: 1# Chamber
Tel:+86-0755-26503290
Fax:+86-0755-26503396

Job No.: STAR2016 #1898
Standard: FCC Class B 3M Radiated
Test item: Radiation Test
Temp.(C)/Hum.(%) 25 C / 55 %
EUT: Media box
Mode: TX Channel 9 (802.11n)40MHz
Model: MODCC32
Manufacturer: Power 7 Technology(Dongguan)Co., Ltd

Polarization: Vertical
Power Source: DC 3.3V
Date: 2016/11/05
Time: 17/23/56
Engineer Signature: star
Distance: 3m

Note: Report NO.:ATE20162251



No.	Freq. (MHz)	Reading (dBuV/m)	Factor (dB)	Result (dBuV/m)	Limit (dBuV/m)	Margin (dB)	Detector	Height (cm)	Degree (deg.)	Remark
1	4904.069	53.32	-1.96	51.36	74.00	-22.64	peak			
2	4904.069	45.44	-1.96	43.48	54.00	-10.52	AVG			


11. ANTENNA REQUIREMENT

11.1. The Requirement

According to Section 15.203, an intentional radiator shall be designed to ensure that no antenna other than that furnished by the responsible party shall be used with the device.

11.2. Antenna Construction

The module must contain a permanently attached antenna, or contain a unique antenna connector, and be marketed and operated only with specific antenna(s), per Sections 15.203, 15.204(b), 15.204(c), 15.212(a), 2.929(b); The Antenna gain of EUT is 2.5dBi. Therefore, the equipment complies with the antenna requirement..



Antenna