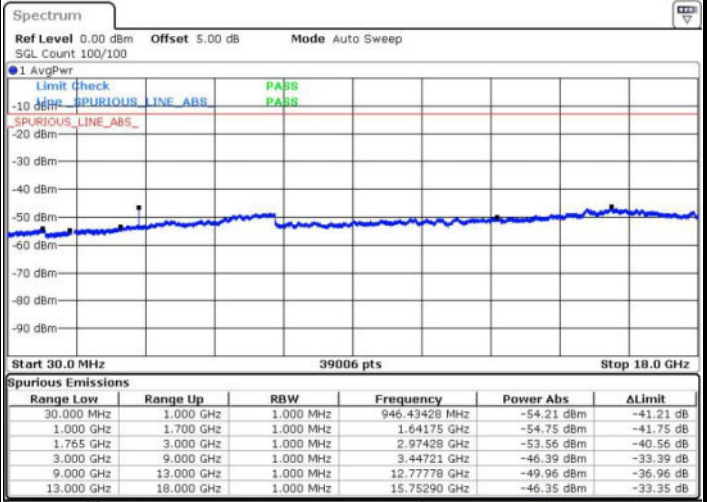
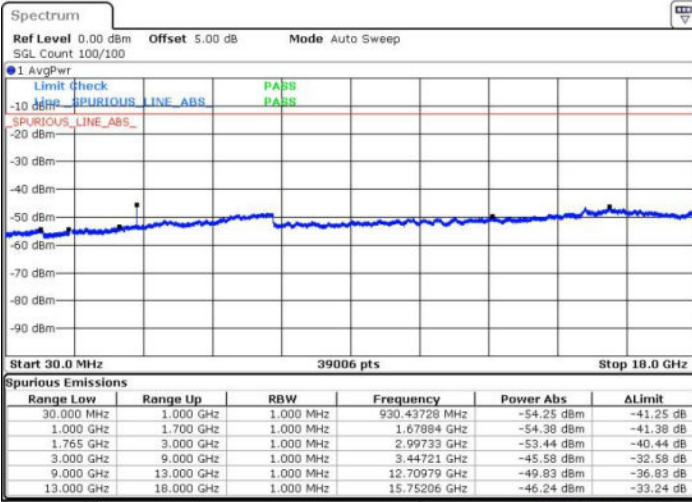




LTE Band 4 / 20MHz

Middle Channel / QPSK

Middle Channel / 16QAM

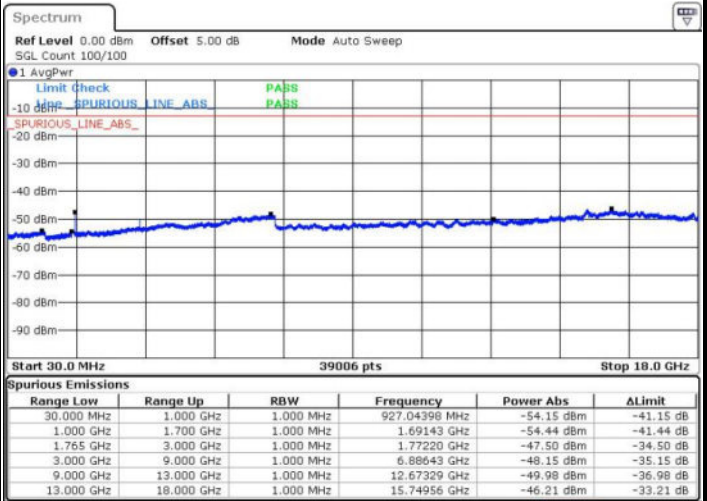
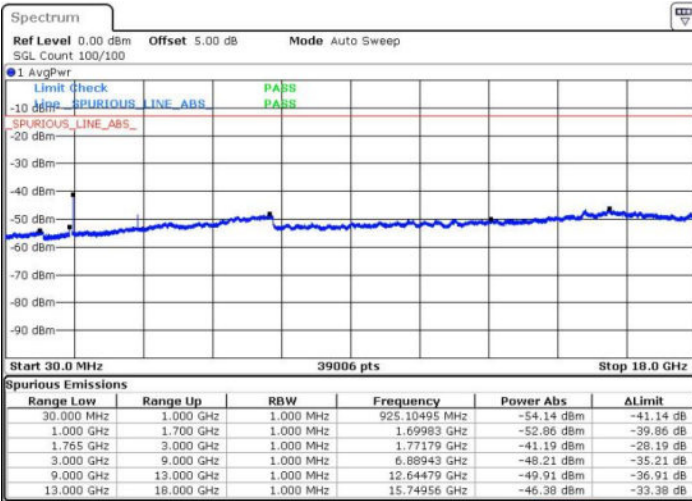


Date: 17 JUN 2016 12:41:26

Date: 17 JUN 2016 12:42:21

Highest Channel / QPSK

Highest Channel / 16QAM



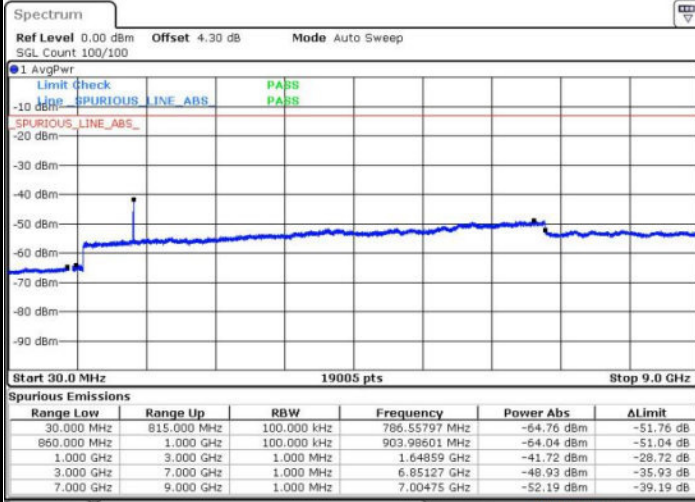
Date: 17 JUN 2016 12:48:30

Date: 17 JUN 2016 12:49:25



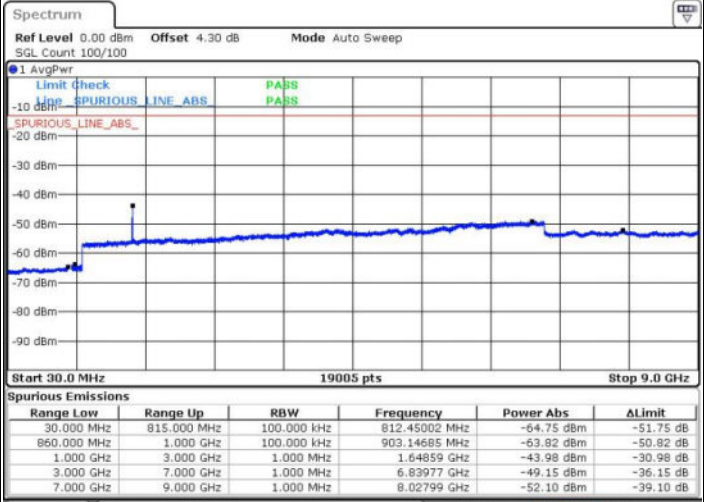
LTE Band 5 / 1.4MHz

Lowest Channel / QPSK



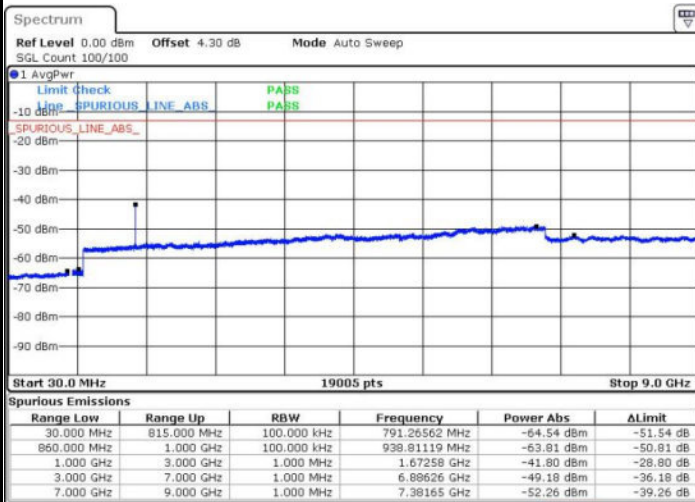
Date: 17 JUN 2016 14:15:54

Lowest Channel / 16QAM



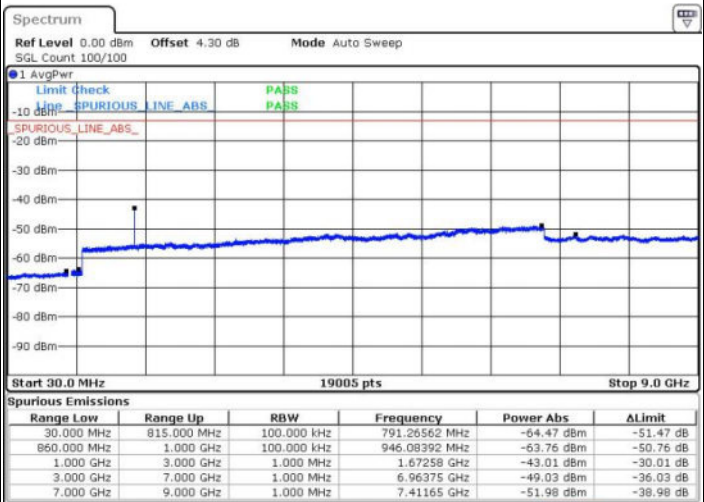
Date: 17 JUN 2016 14:23:17

Middle Channel / QPSK



Date: 17 JUN 2016 14:24:54

Middle Channel / 16QAM

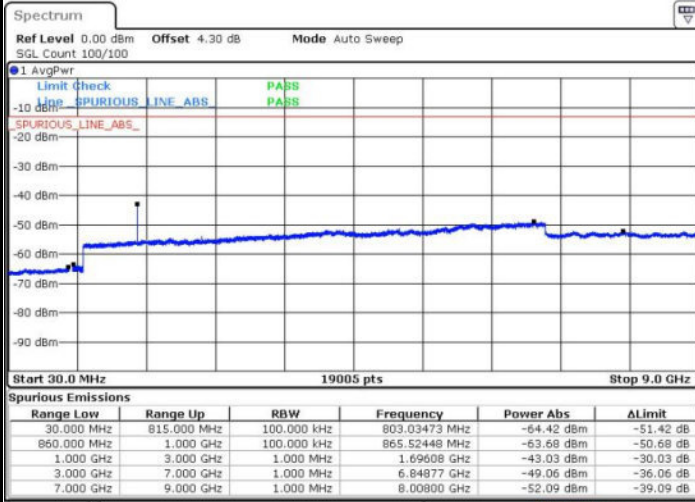


Date: 17 JUN 2016 14:25:49



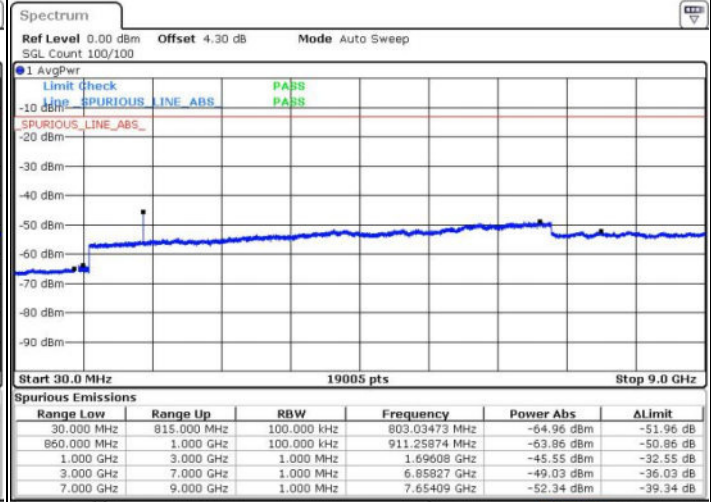
LTE Band 5 / 1.4MHz

Highest Channel / QPSK



Date: 17 JUN 2016 14:39:58

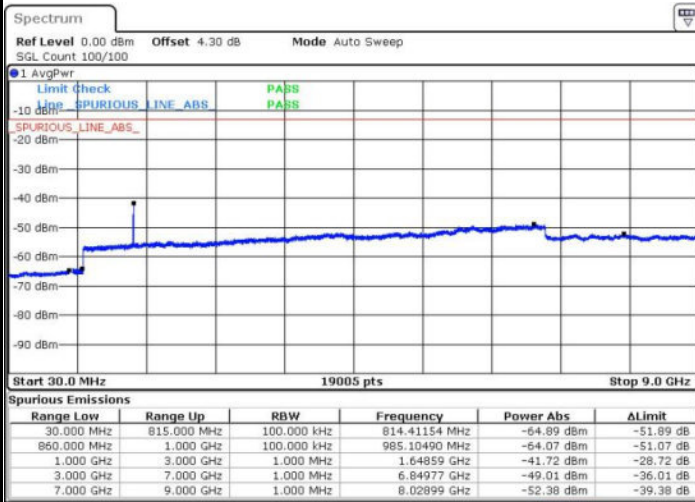
Highest Channel / 16QAM



Date: 17 JUN 2016 14:40:53

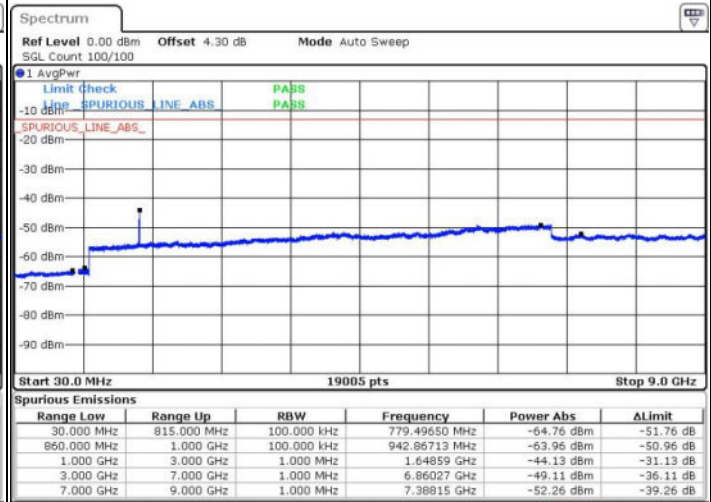
LTE Band 5 / 3MHz

Lowest Channel / QPSK



Date: 17 JUN 2016 14:55:01

Lowest Channel / 16QAM



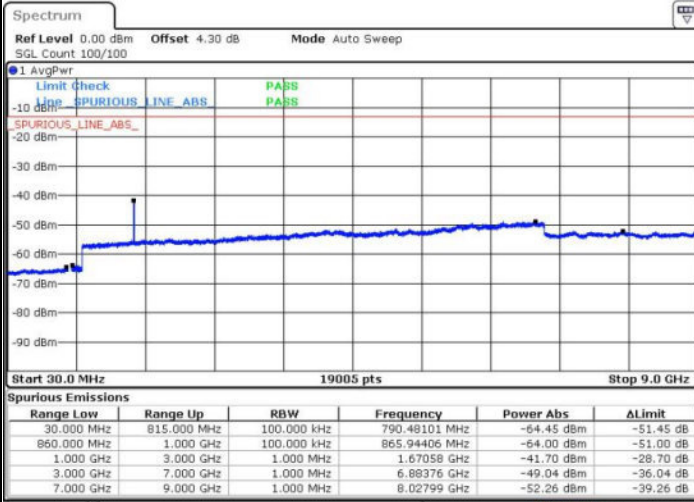
Date: 17 JUN 2016 14:55:56



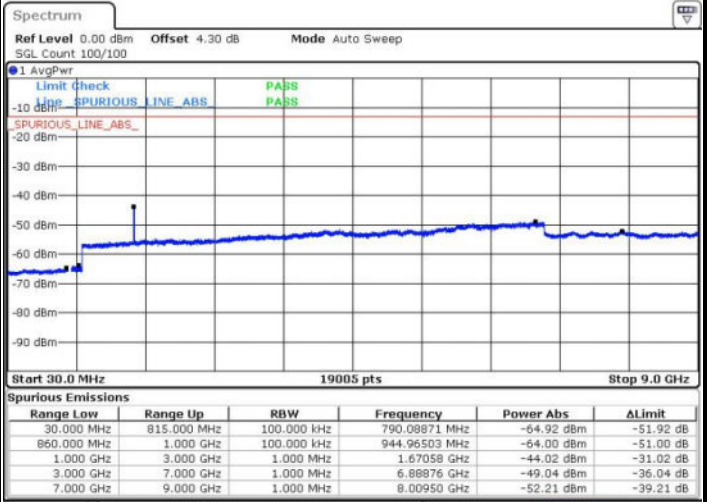
LTE Band 5 / 3MHz

Middle Channel / QPSK

Middle Channel / 16QAM



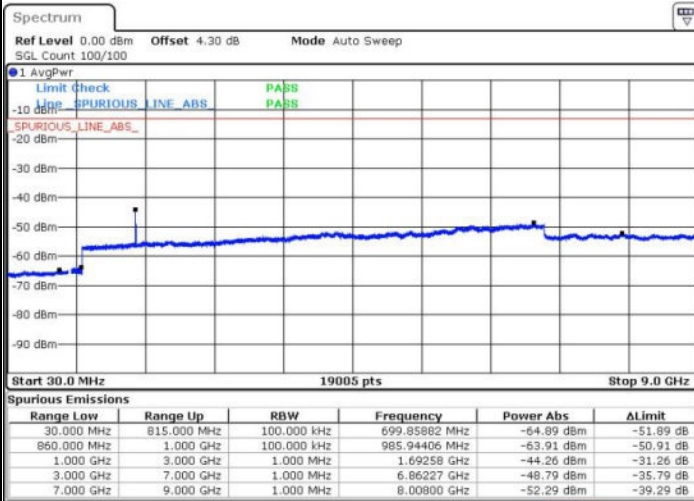
Date: 17 JUN 2016 14:57:33



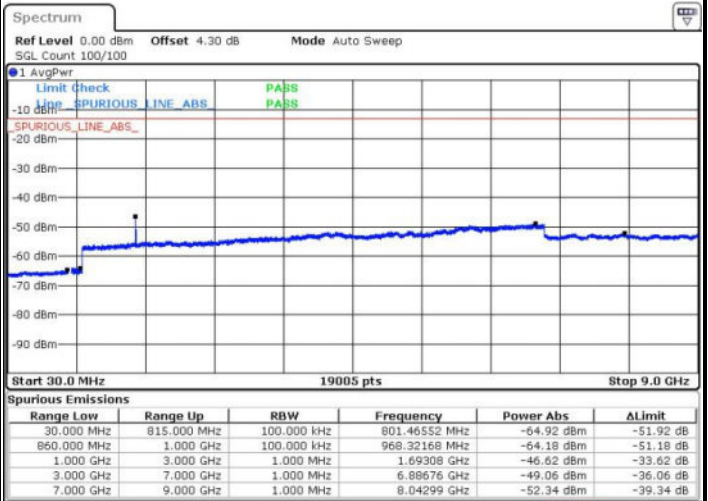
Date: 17 JUN 2016 14:58:28

Highest Channel / QPSK

Highest Channel / 16QAM



Date: 17 JUN 2016 15:12:36

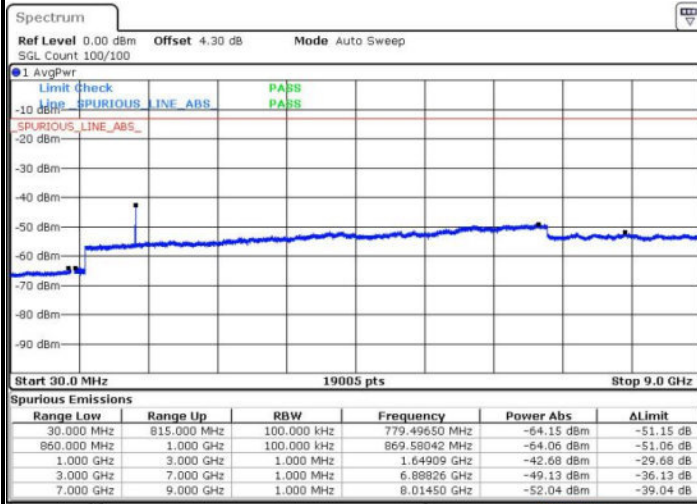


Date: 17 JUN 2016 15:13:31



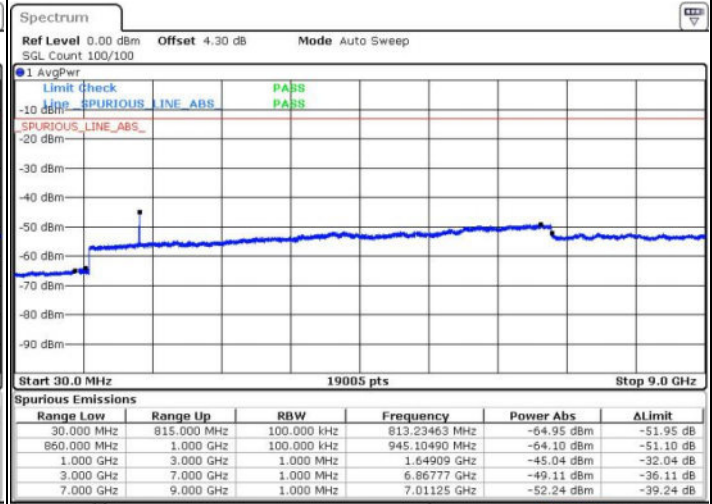
LTE Band 5 / 5MHz

Lowest Channel / QPSK



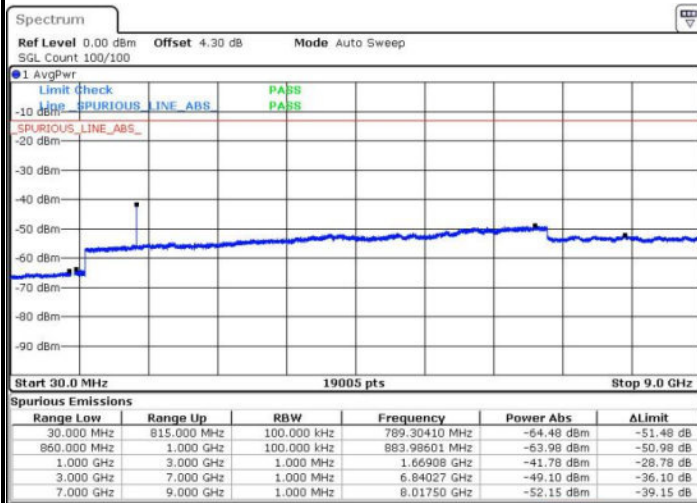
Date: 17 JUN 2016 15:27:40

Lowest Channel / 16QAM



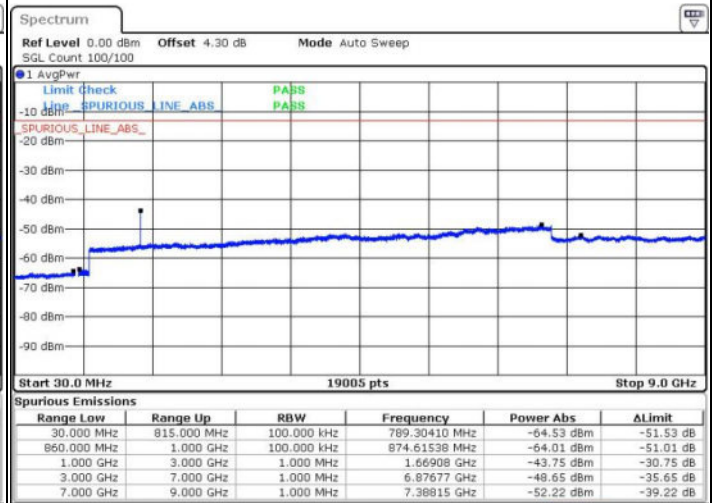
Date: 17 JUN 2016 15:28:35

Middle Channel / QPSK



Date: 17 JUN 2016 15:30:11

Middle Channel / 16QAM

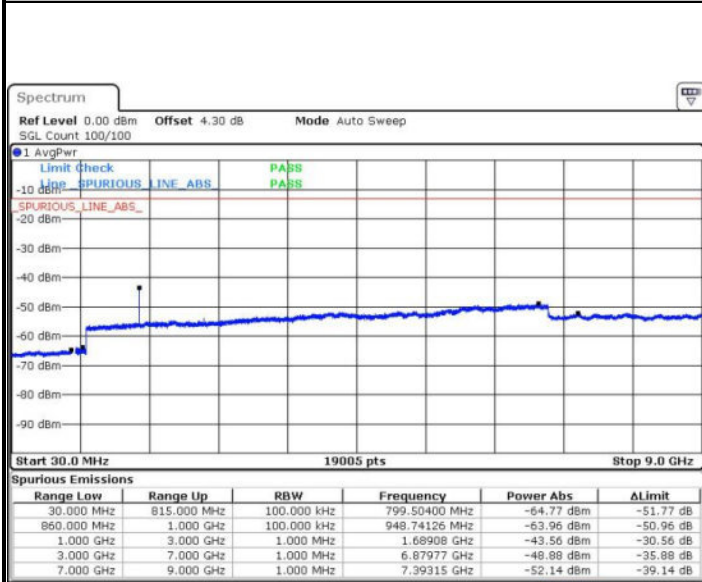


Date: 17 JUN 2016 15:31:06



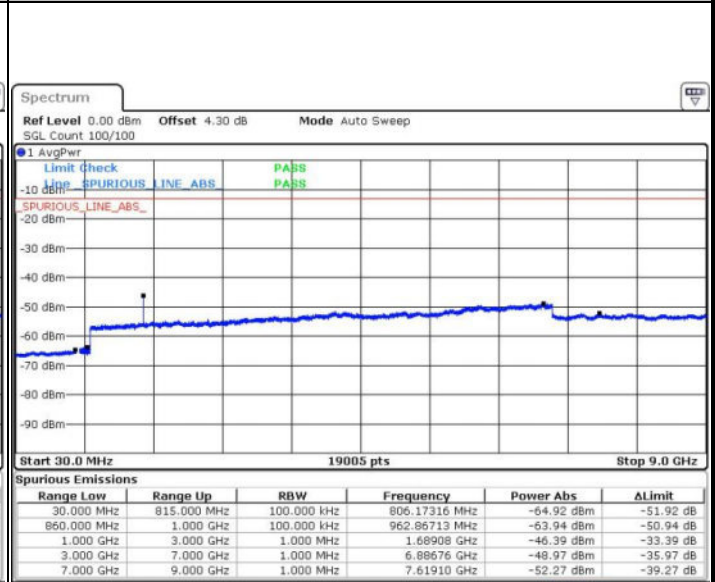
LTE Band 5 / 5MHz

Highest Channel / QPSK



Date: 17 JUN 2016 16:20:08

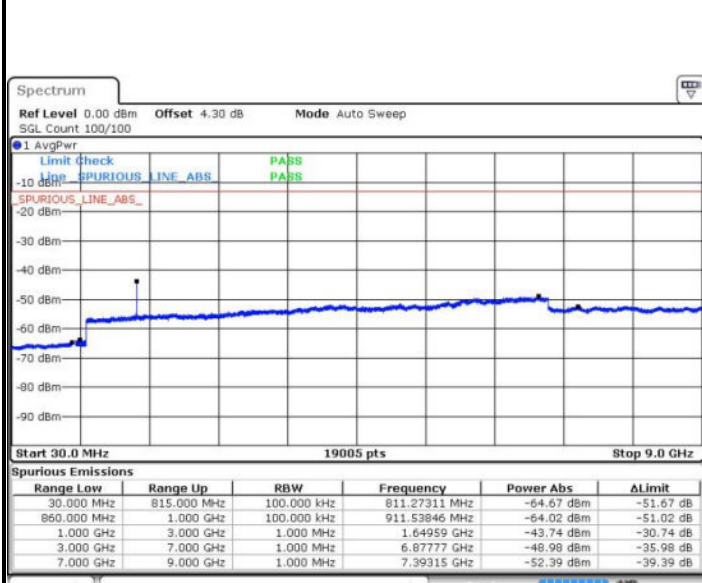
Highest Channel / 16QAM



Date: 17 JUN 2016 17:31:52

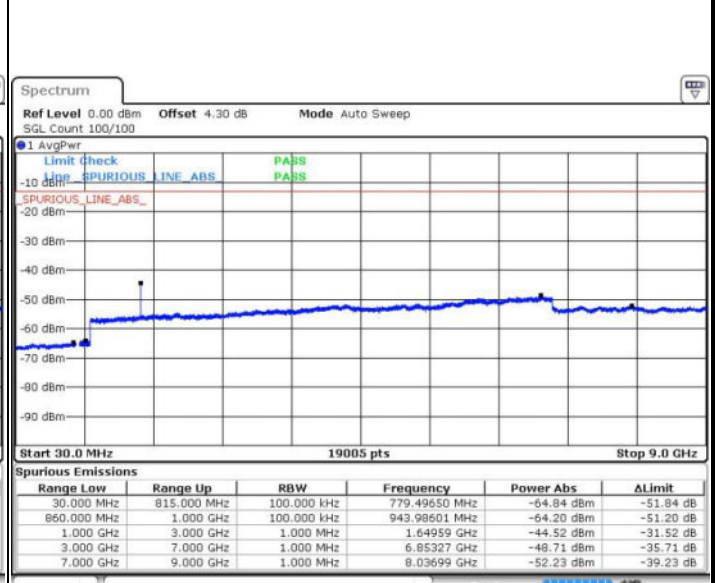
LTE Band 5 / 10MHz

Lowest Channel / QPSK



Date: 17 JUN 2016 17:42:49

Lowest Channel / 16QAM



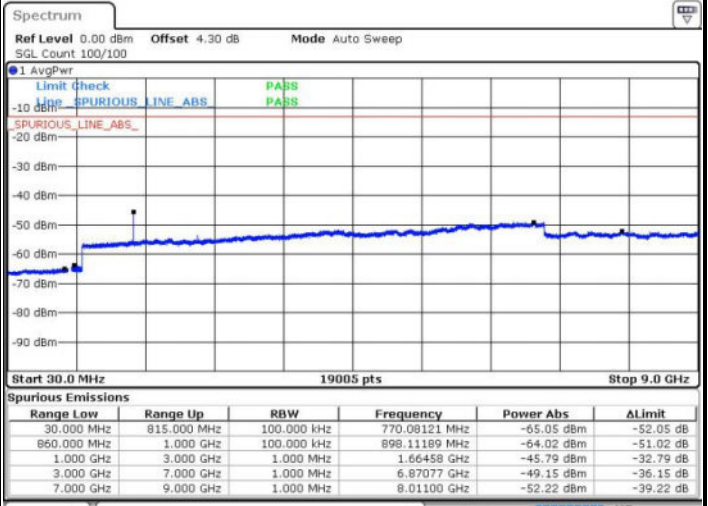
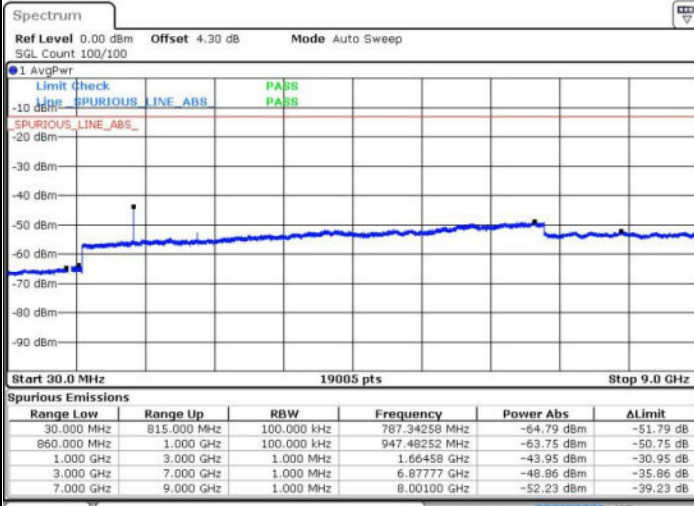
Date: 17 JUN 2016 17:43:13



LTE Band 5 / 10MHz

Middle Channel / QPSK

Middle Channel / 16QAM

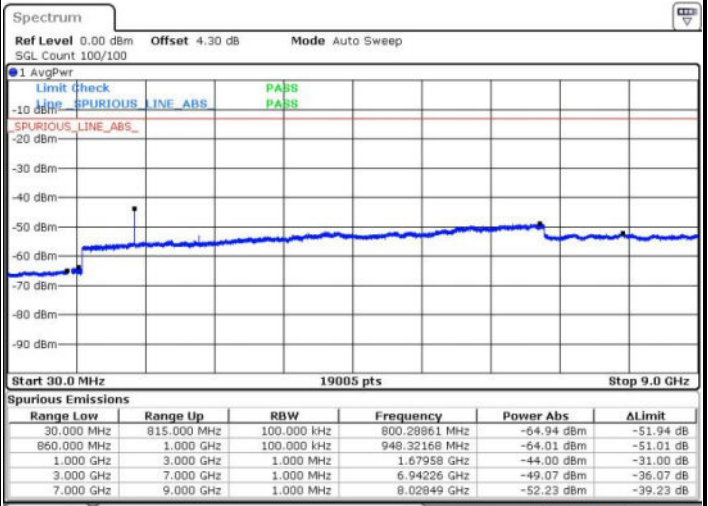
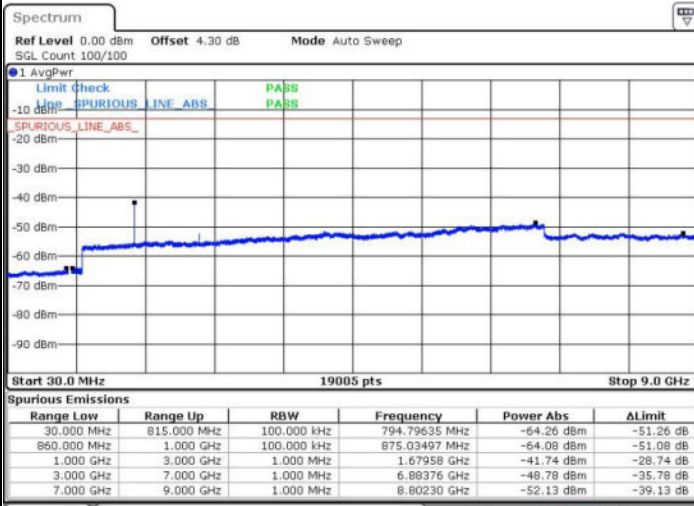


Date: 17 JUN 2016 17:44:15

Date: 17 JUN 2016 17:43:41

Highest Channel / QPSK

Highest Channel / 16QAM



Date: 17 JUN 2016 17:44:53

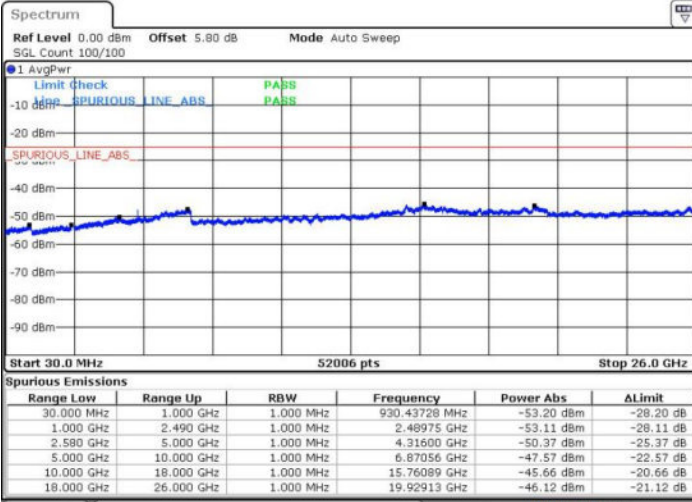
Date: 17 JUN 2016 17:45:17



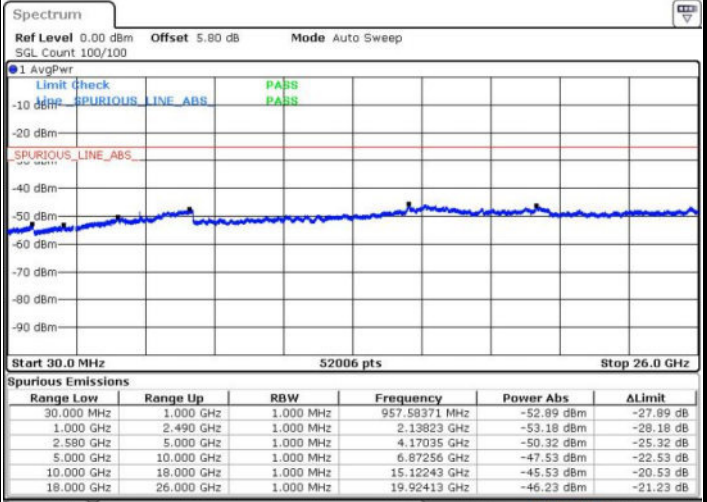
LTE Band 7 / 5MHz

Lowest Channel / QPSK

Lowest Channel / 16QAM



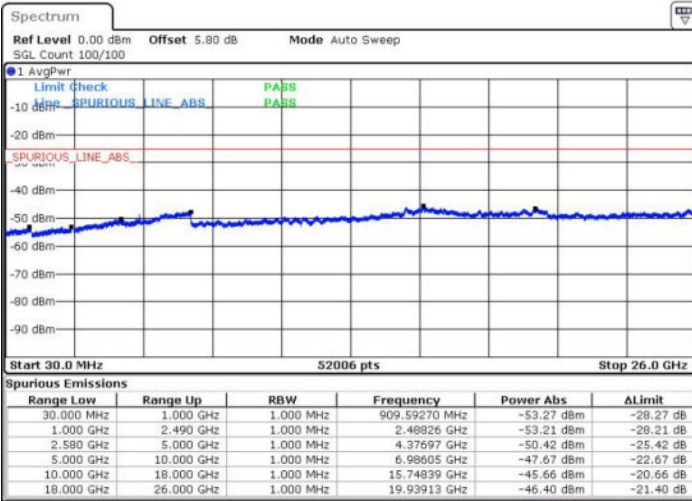
Date: 20 JUN 2016 10:26:53



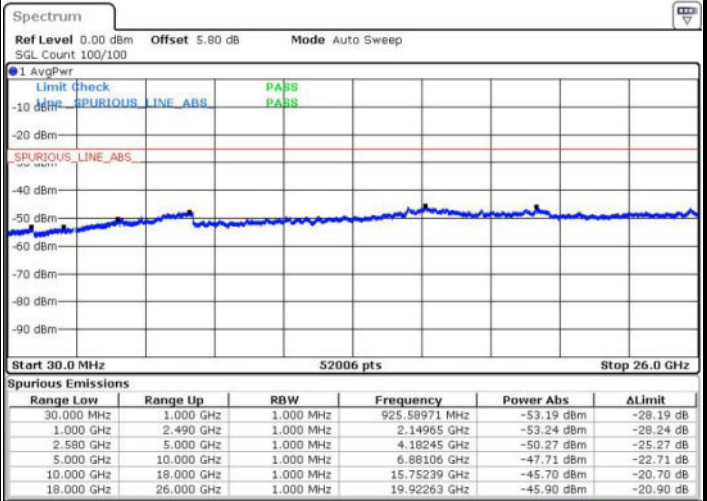
Date: 20 JUN 2016 10:27:47

Middle Channel / QPSK

Middle Channel / 16QAM



Date: 20 JUN 2016 10:29:36

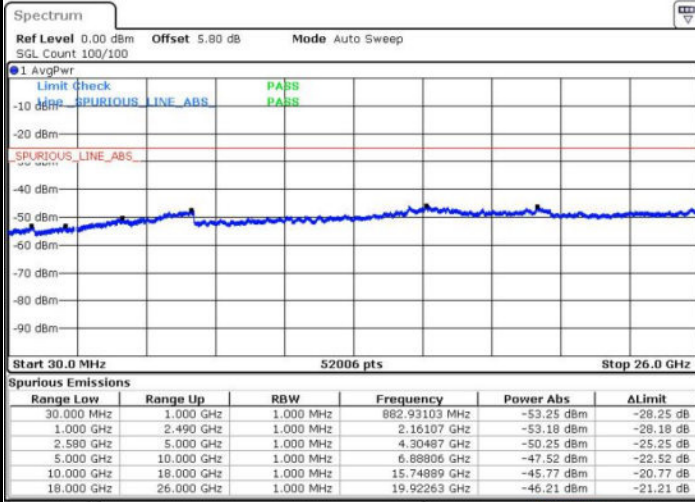


Date: 20 JUN 2016 10:28:42



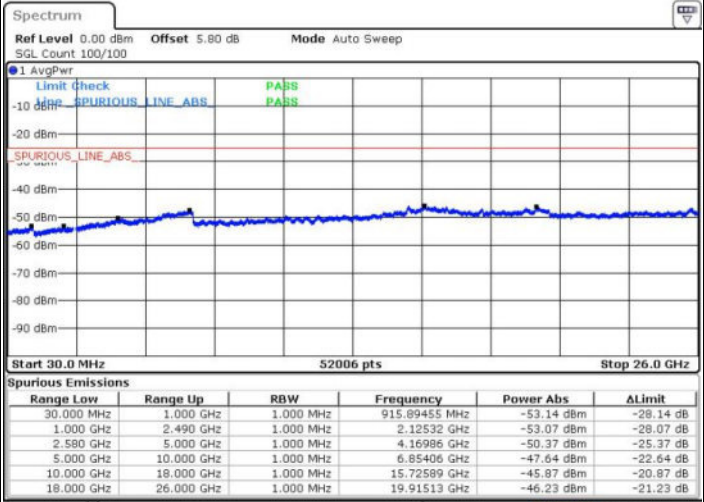
LTE Band 7 / 5MHz

Highest Channel / QPSK



Date: 20 JUN 2016 10:30:31

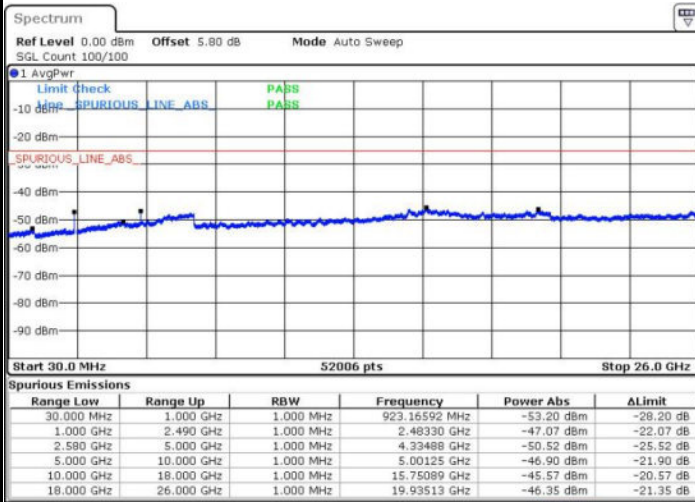
Highest Channel / 16QAM



Date: 20 JUN 2016 10:31:25

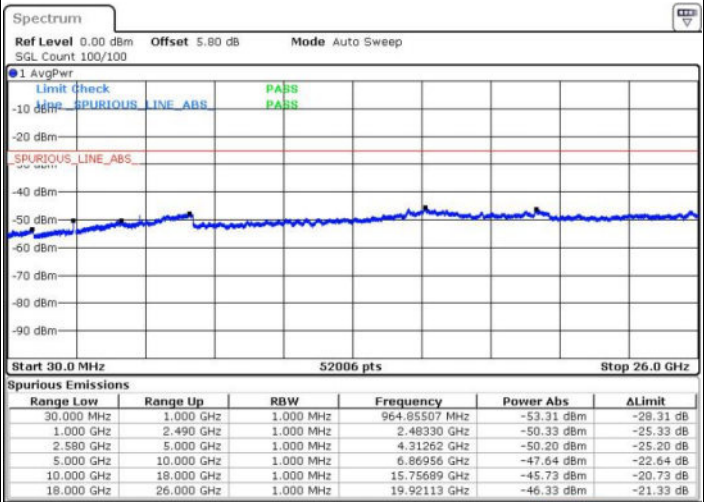
LTE Band 7 / 10MHz

Lowest Channel / QPSK



Date: 20 JUN 2016 10:43:33

Lowest Channel / 16QAM



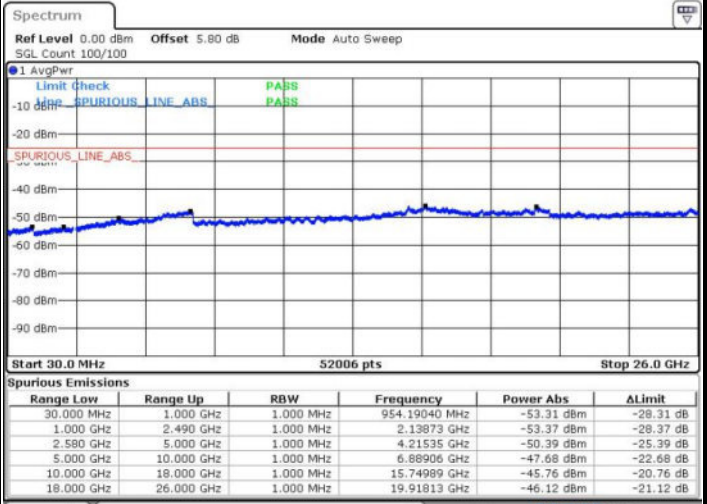
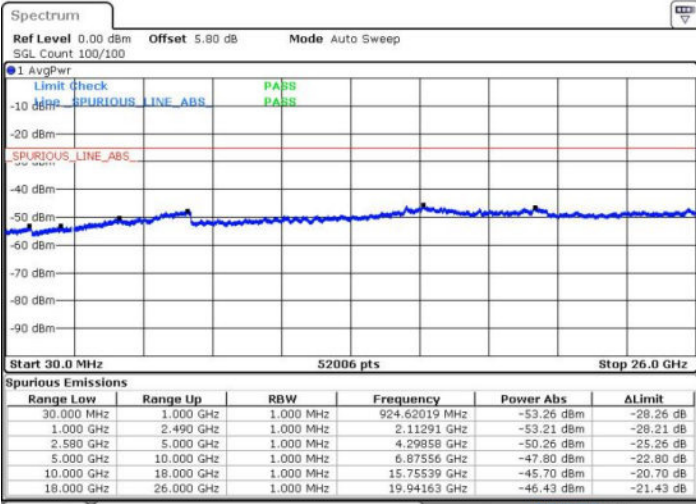
Date: 20 JUN 2016 10:44:28



LTE Band 7 / 10MHz

Middle Channel / QPSK

Middle Channel / 16QAM

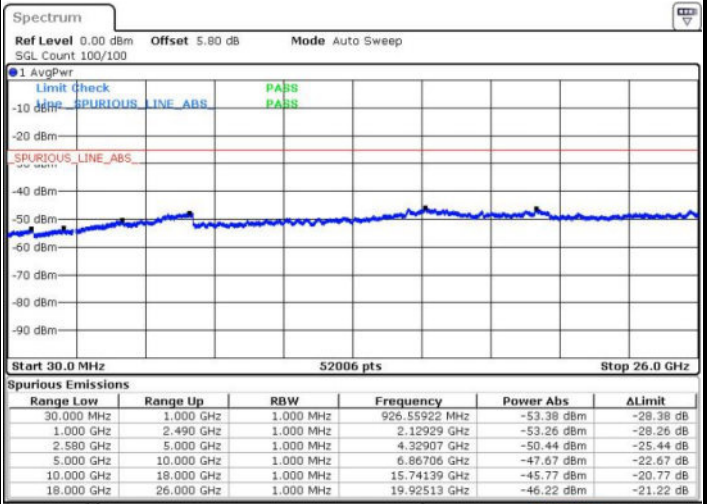
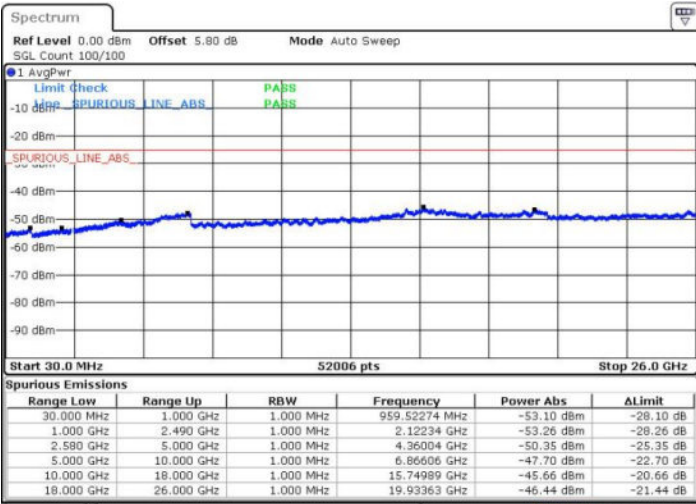


Date: 20 JUN 2016 10:46:16

Date: 20 JUN 2016 10:45:22

Highest Channel / QPSK

Highest Channel / 16QAM



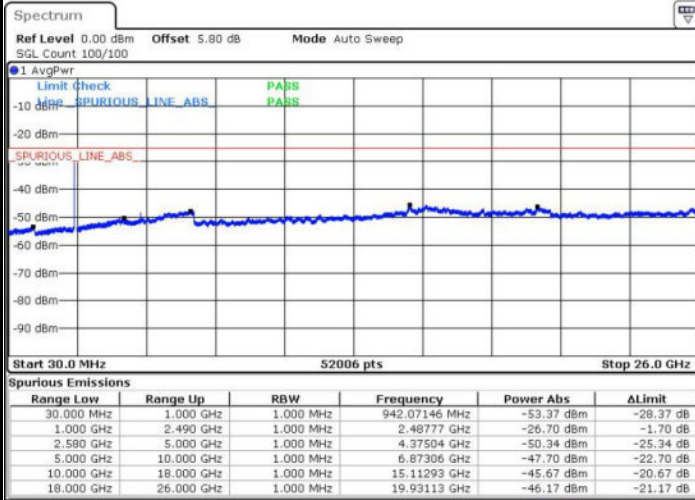
Date: 20 JUN 2016 10:47:11

Date: 20 JUN 2016 10:48:06



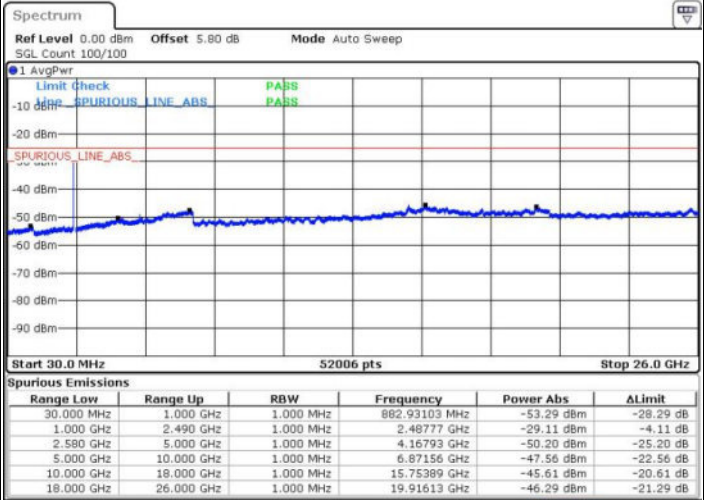
LTE Band 7 / 15MHz

Lowest Channel / QPSK



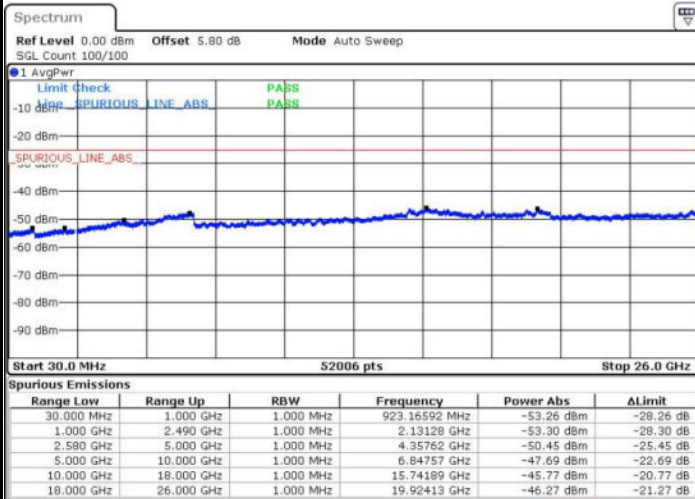
Date: 20 JUN 2016 09:47:37

Lowest Channel / 16QAM



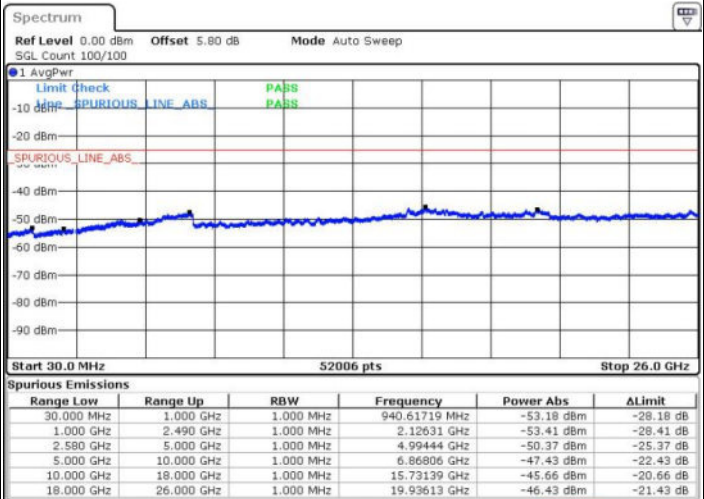
Date: 20 JUN 2016 11:01:08

Middle Channel / QPSK



Date: 20 JUN 2016 11:02:57

Middle Channel / 16QAM

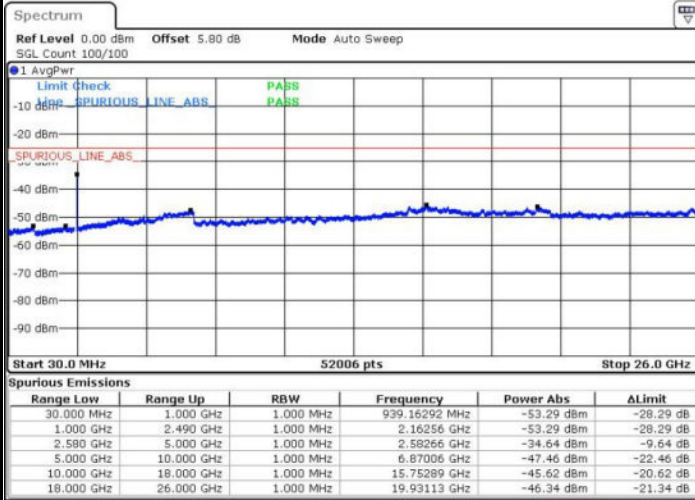


Date: 20 JUN 2016 11:02:02



LTE Band 7 / 15MHz

Highest Channel / QPSK



Date: 20 JUN 2016 11:03:51

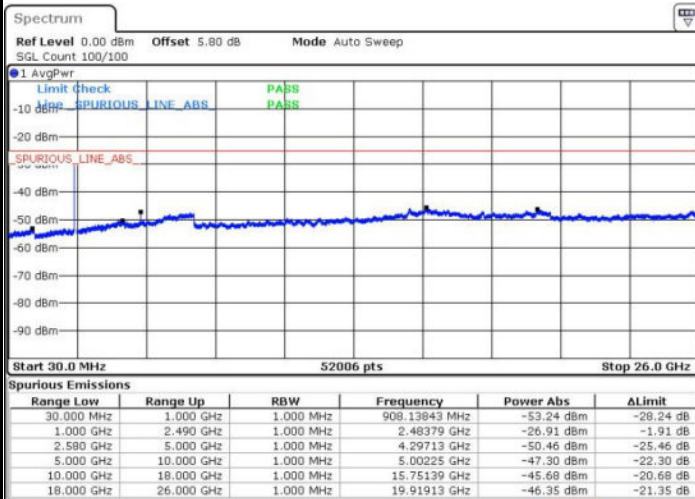
Highest Channel / 16QAM



Date: 20 JUN 2016 11:04:46

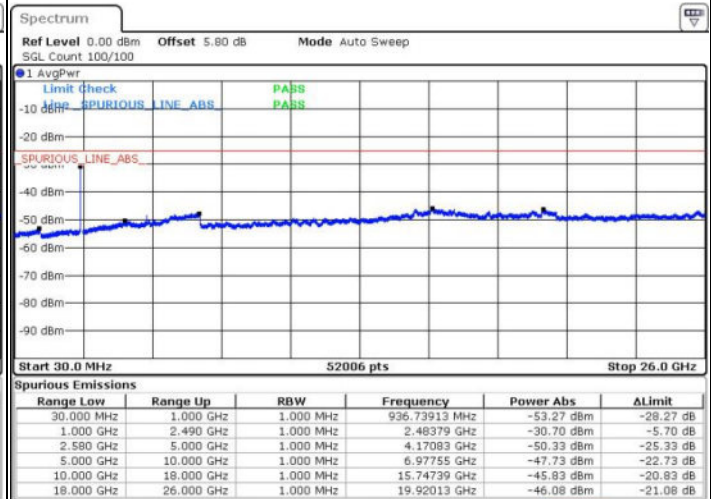
LTE Band 7 / 20MHz

Lowest Channel / QPSK



Date: 20 JUN 2016 11:16:53

Lowest Channel / 16QAM



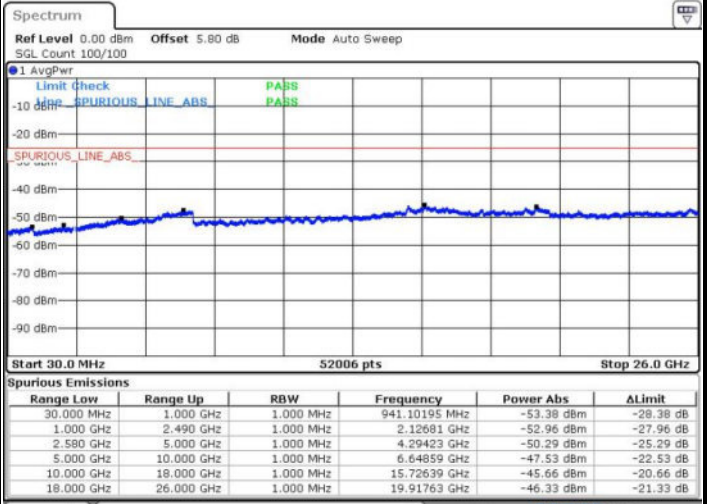
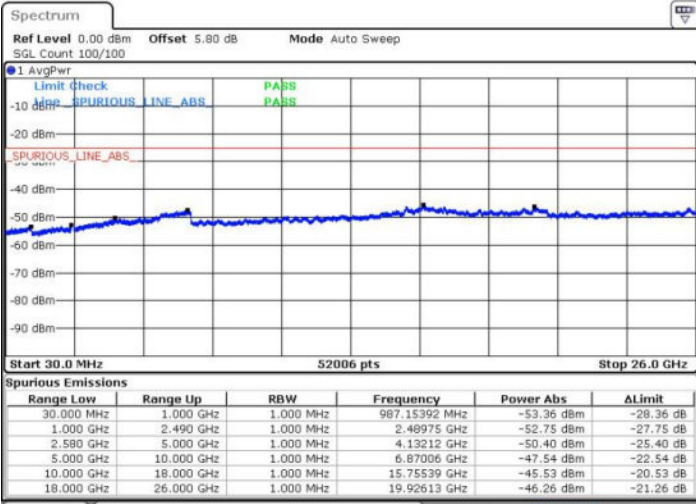
Date: 20 JUN 2016 11:17:48



LTE Band 7 / 20MHz

Middle Channel / QPSK

Middle Channel / 16QAM

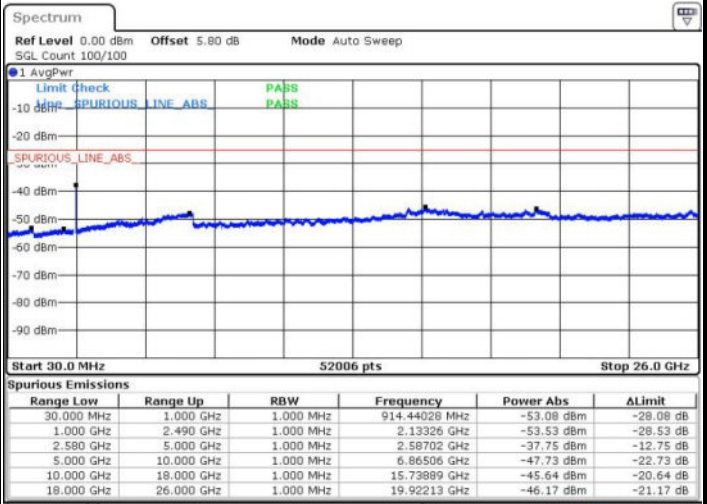
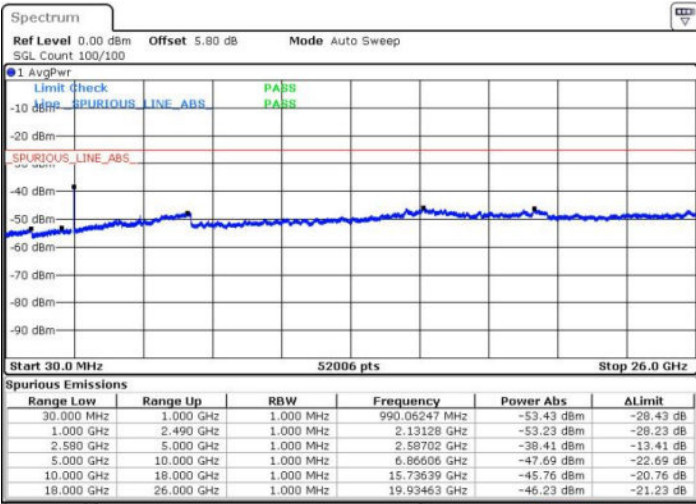


Date: 20 JUN 2016 11:19:37

Date: 20 JUN 2016 11:18:42

Highest Channel / QPSK

Highest Channel / 16QAM



Date: 20 JUN 2016 11:20:31

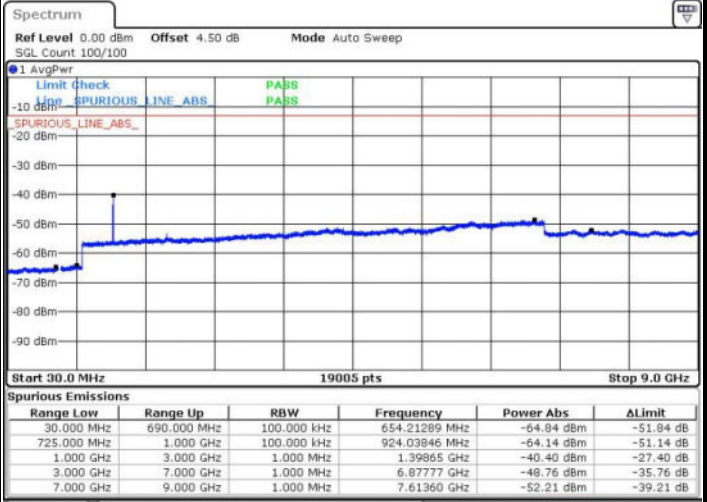
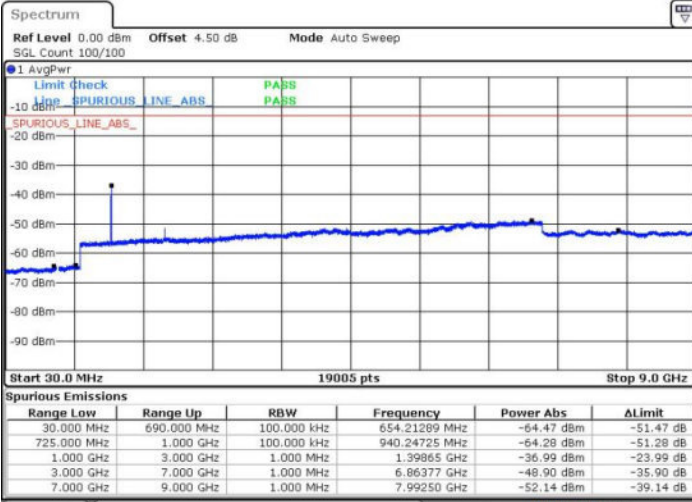
Date: 20 JUN 2016 11:21:26



LTE Band 12 / 1.4MHz

Lowest Channel / QPSK

Lowest Channel / 16QAM

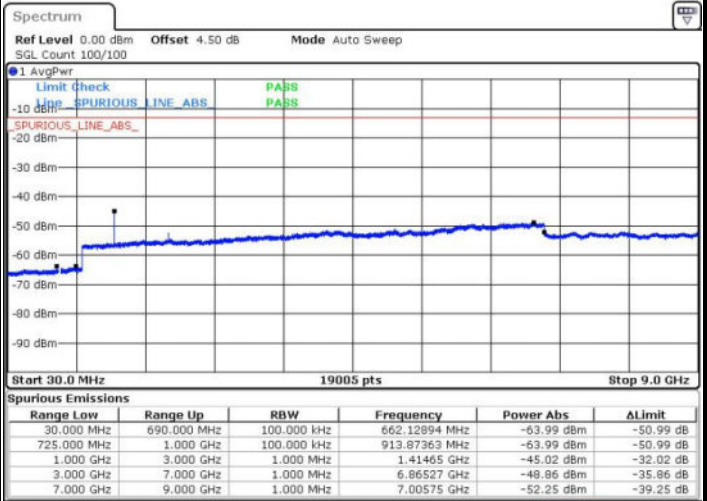
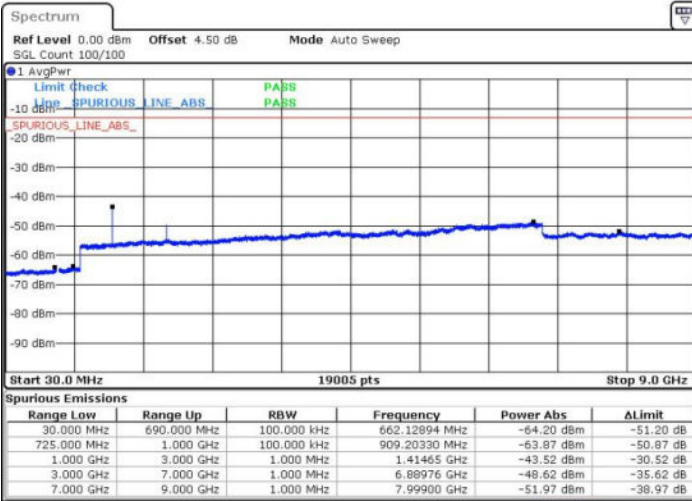


Date: 19 JUN 2016 22:34:41

Date: 19 JUN 2016 22:33:45

Middle Channel / QPSK

Middle Channel / 16QAM



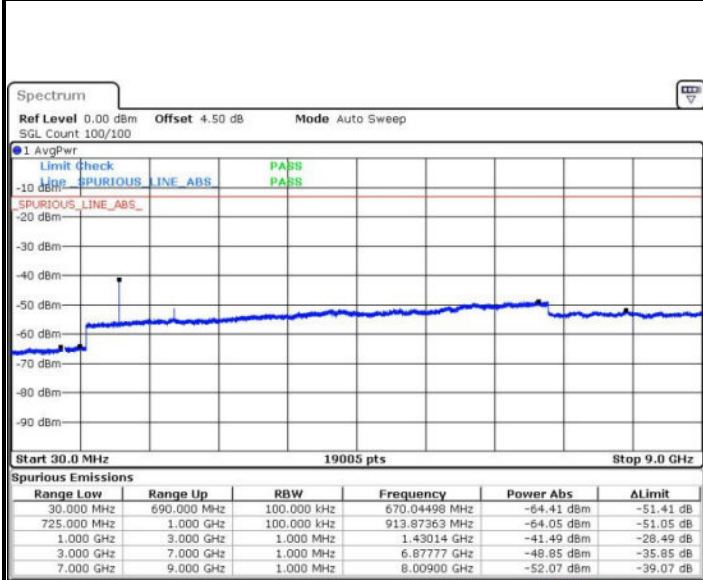
Date: 19 JUN 2016 22:35:37

Date: 19 JUN 2016 22:36:33



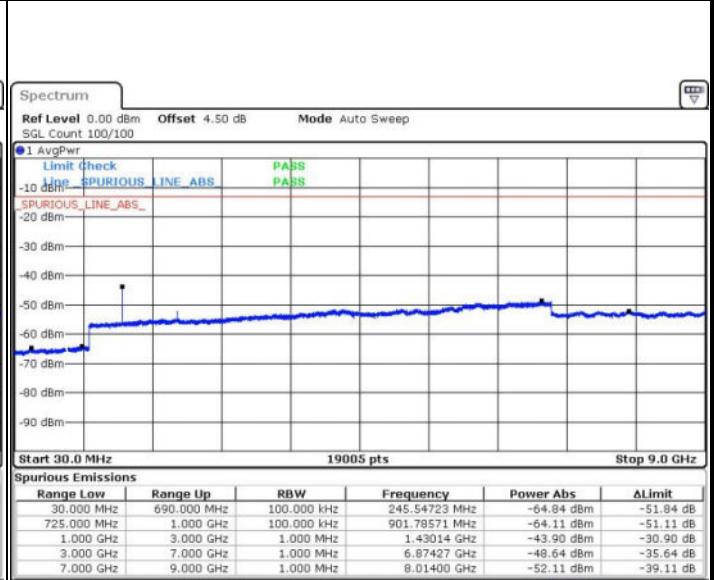
LTE Band 12 / 1.4MHz

Highest Channel / QPSK



Date: 19 JUN 2016 22:38:25

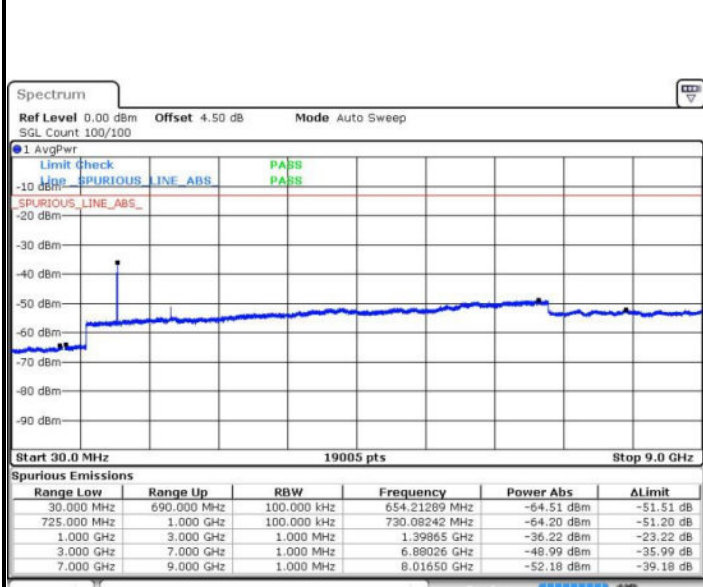
Highest Channel / 16QAM



Date: 19 JUN 2016 22:37:29

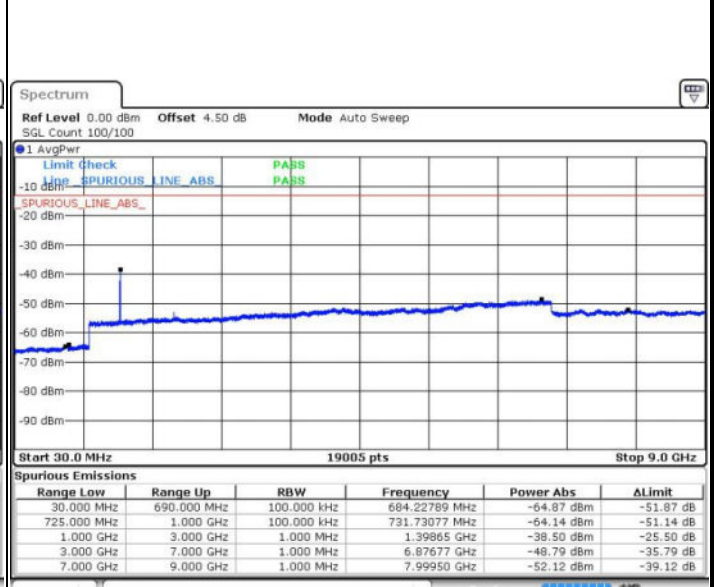
LTE Band 12 / 3MHz

Lowest Channel / QPSK



Date: 19 JUN 2016 23:14:33

Lowest Channel / 16QAM



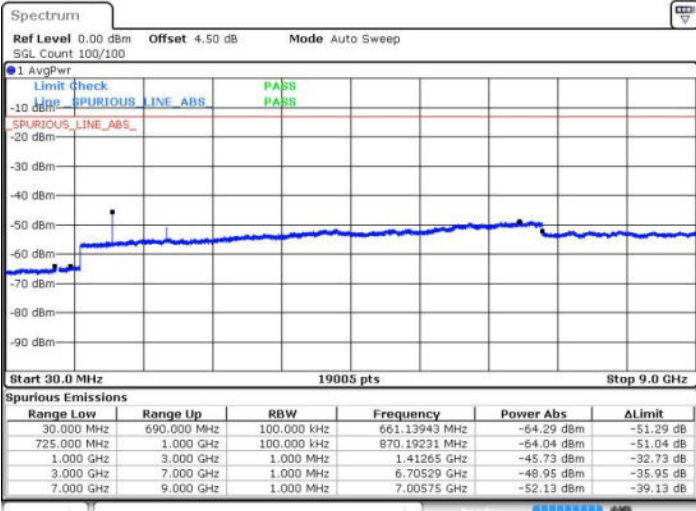
Date: 19 JUN 2016 23:15:00



LTE Band 12 / 3MHz

Middle Channel / QPSK

Middle Channel / 16QAM

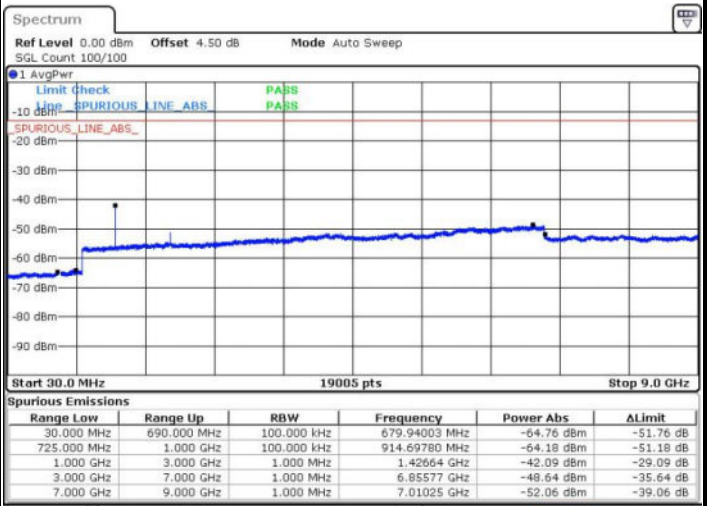
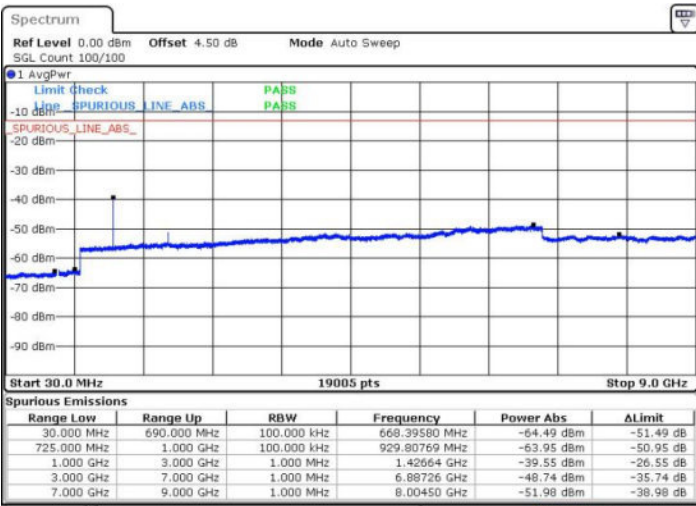


Date: 19 JUN 2016 23:16:02

Date: 19 JUN 2016 23:15:31

Highest Channel / QPSK

Highest Channel / 16QAM



Date: 19 JUN 2016 23:16:32

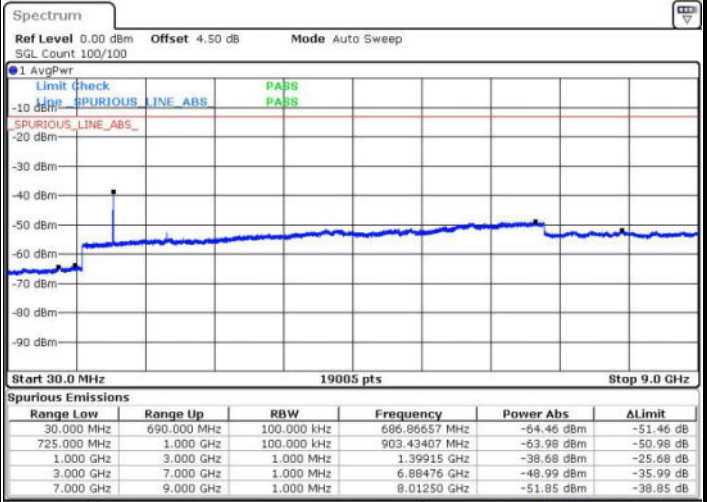
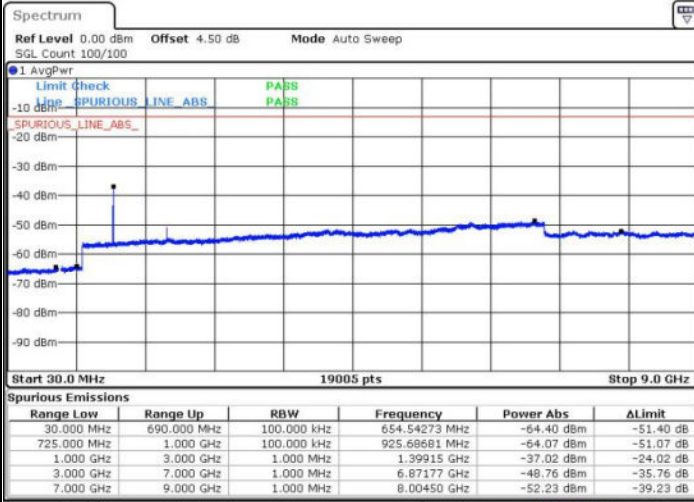
Date: 19 JUN 2016 23:16:59



LTE Band 12 / 5MHz

Lowest Channel / QPSK

Lowest Channel / 16QAM

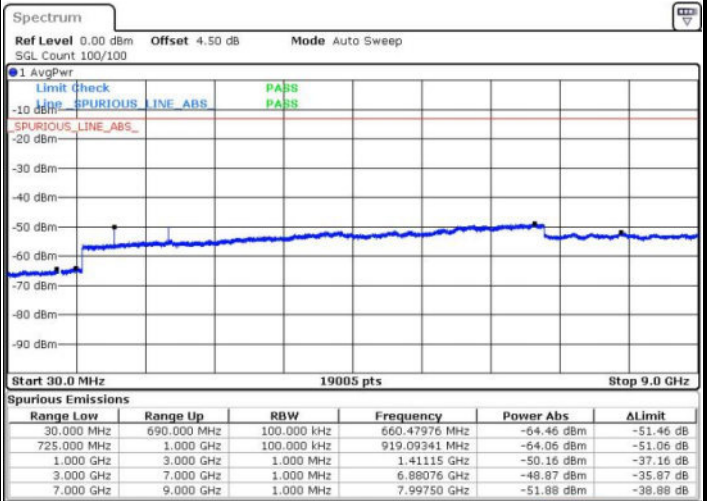
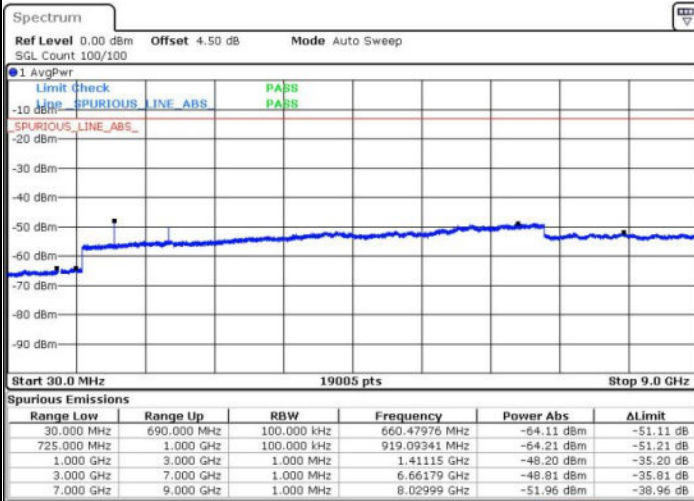


Date: 19 JUN 2016 23:30:17

Date: 19 JUN 2016 23:33:25

Middle Channel / QPSK

Middle Channel / 16QAM



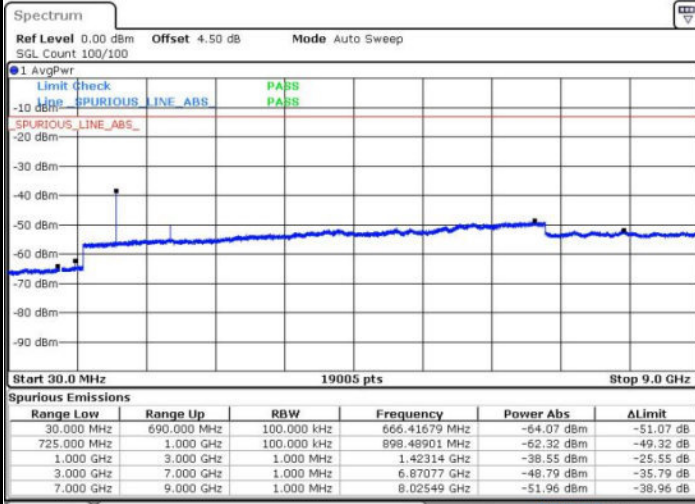
Date: 19 JUN 2016 23:34:22

Date: 19 JUN 2016 23:33:55



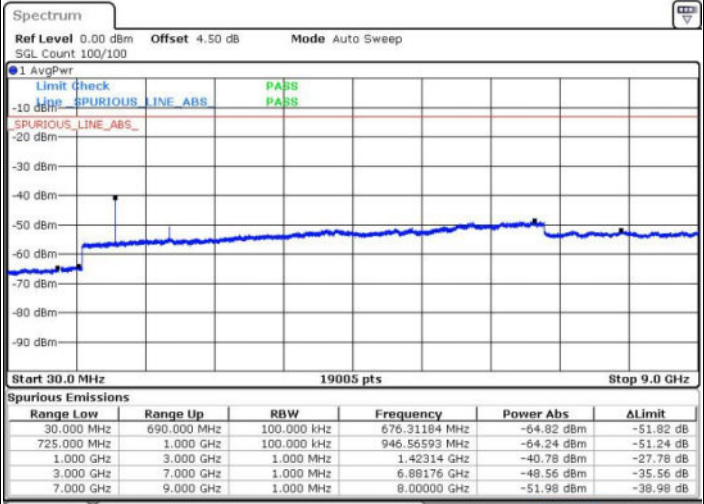
LTE Band 12 / 5MHz

Highest Channel / QPSK



Date: 19 JUN 2016 23:34:53

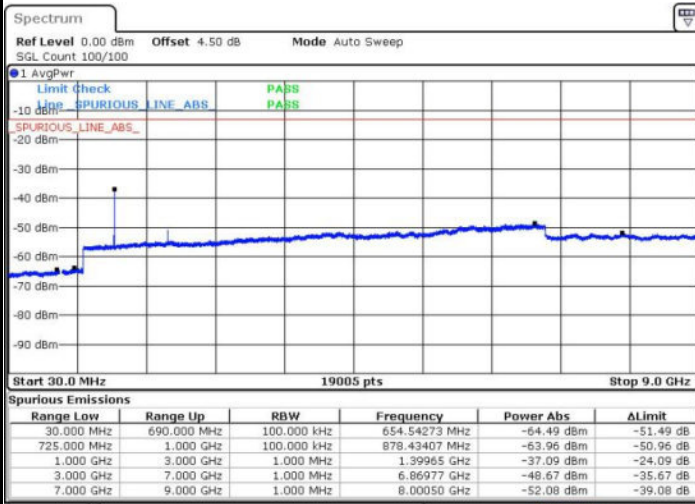
Highest Channel / 16QAM



Date: 19 JUN 2016 23:35:21

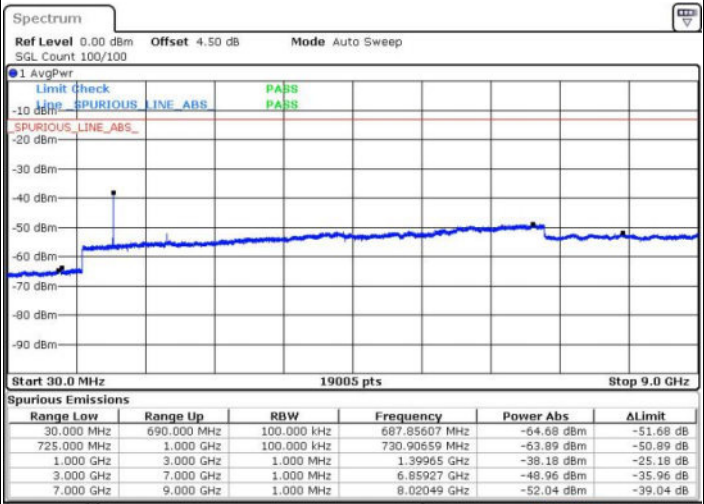
LTE Band 12 / 10MHz

Lowest Channel / QPSK



Date: 19 JUN 2016 23:45:25

Lowest Channel / 16QAM



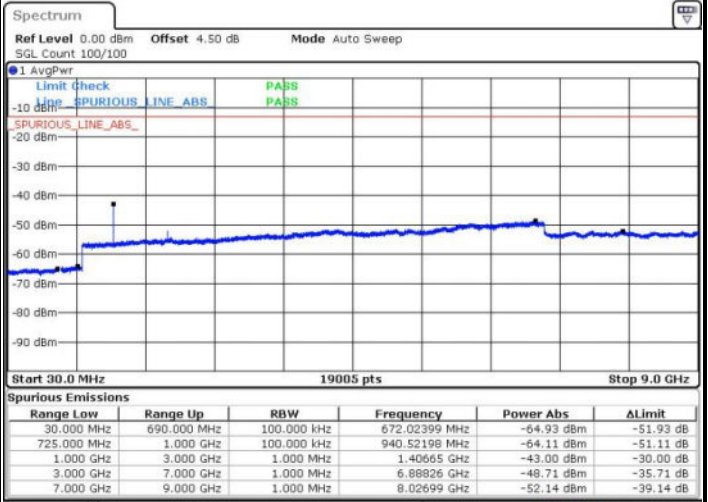
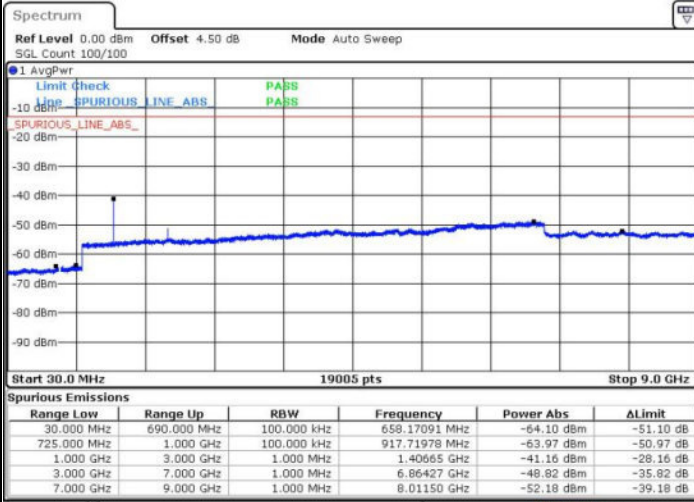
Date: 19 JUN 2016 23:45:52



LTE Band 12 / 10MHz

Middle Channel / QPSK

Middle Channel / 16QAM

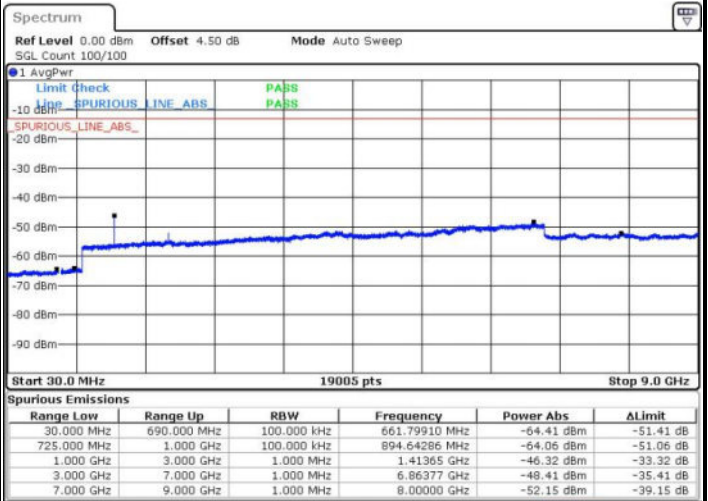
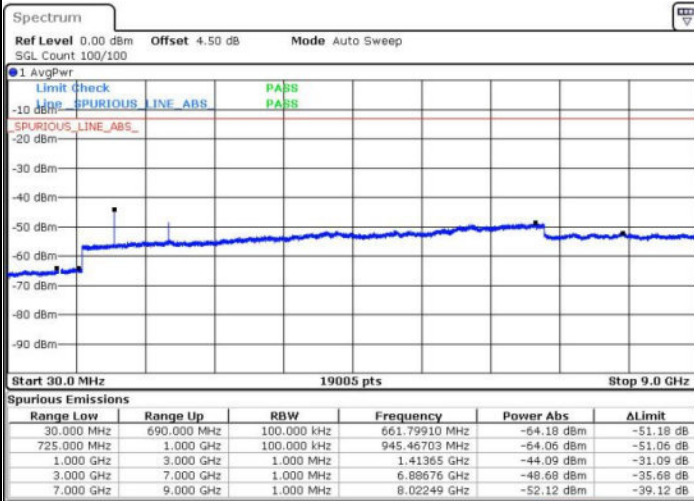


Date: 19 JUN 2016 23:46:56

Date: 19 JUN 2016 23:46:21

Highest Channel / QPSK

Highest Channel / 16QAM



Date: 19 JUN 2016 23:47:22

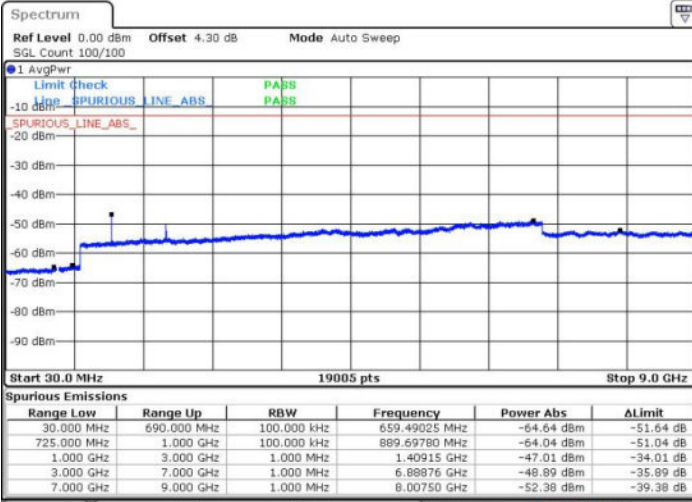
Date: 19 JUN 2016 23:47:49



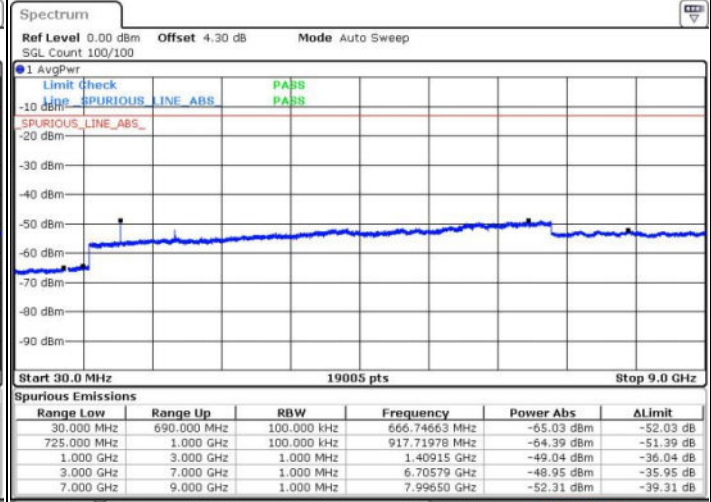
LTE Band 17 / 5MHz

Lowest Channel / QPSK

Lowest Channel / 16QAM



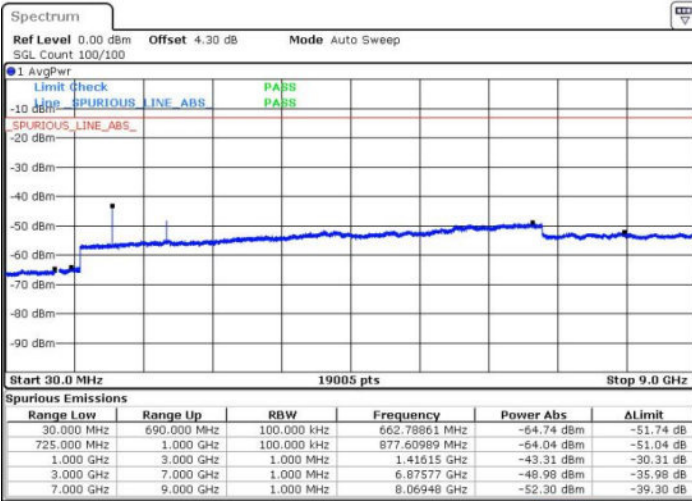
Date: 17 JUN 2016 20:04:52



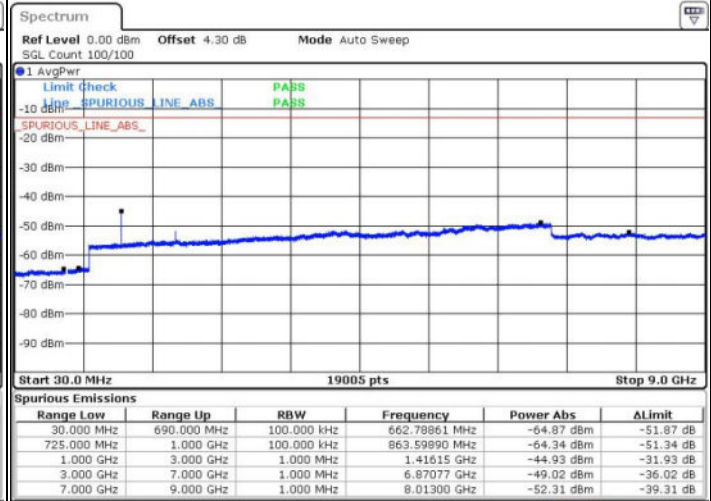
Date: 17 JUN 2016 20:05:47

Middle Channel / QPSK

Middle Channel / 16QAM



Date: 17 JUN 2016 20:07:28

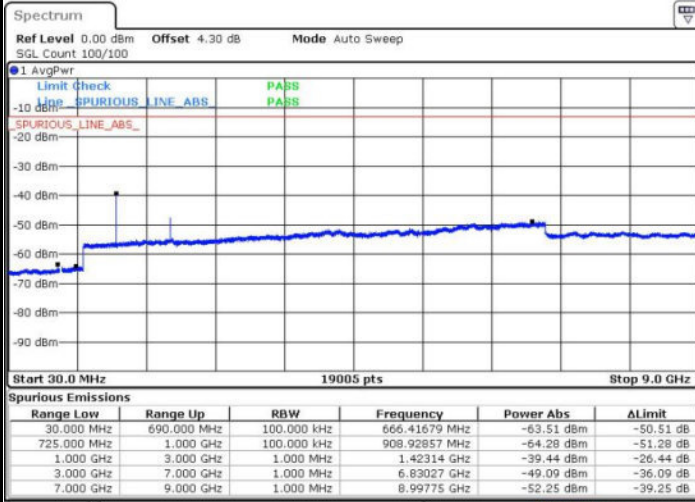


Date: 17 JUN 2016 20:08:24



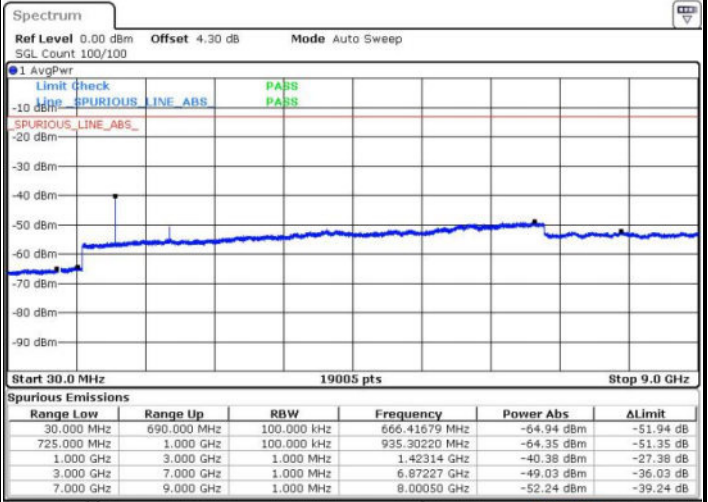
LTE Band 17 / 5MHz

Highest Channel / QPSK



Date: 17 JUN 2016 20:14:40

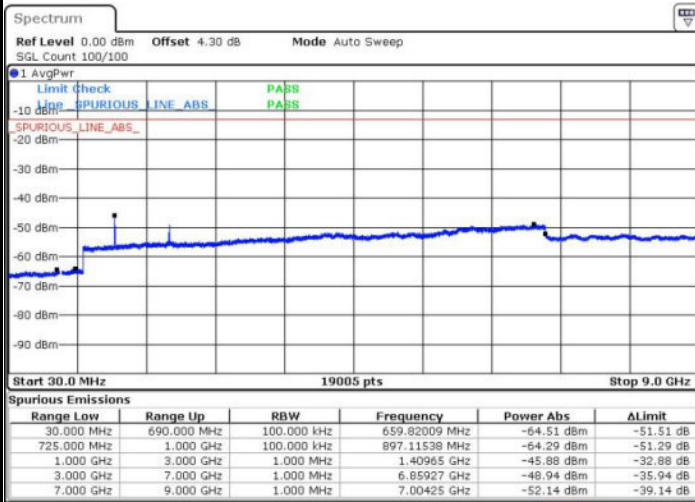
Highest Channel / 16QAM



Date: 17 JUN 2016 20:15:36

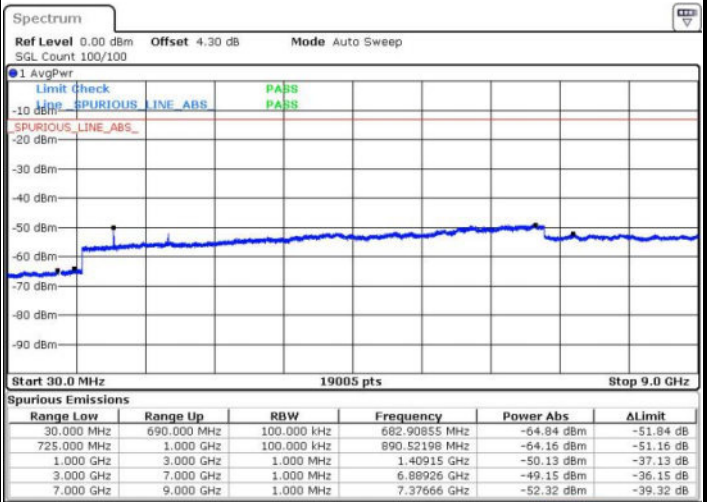
LTE Band 17 / 10MHz

Lowest Channel / QPSK



Date: 17 JUN 2016 20:21:52

Lowest Channel / 16QAM



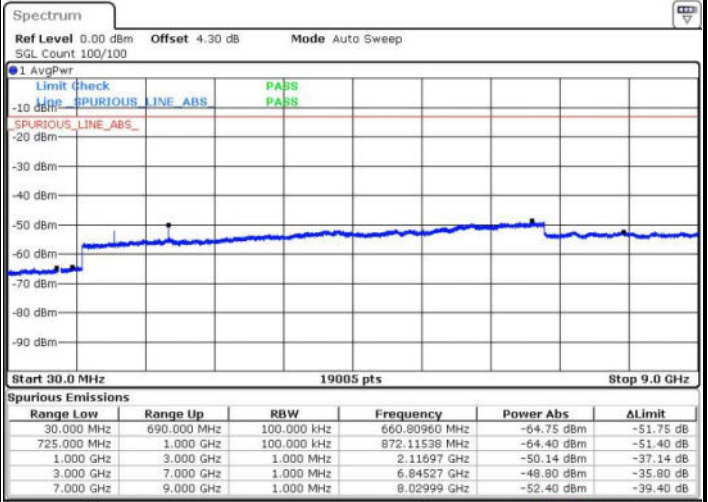
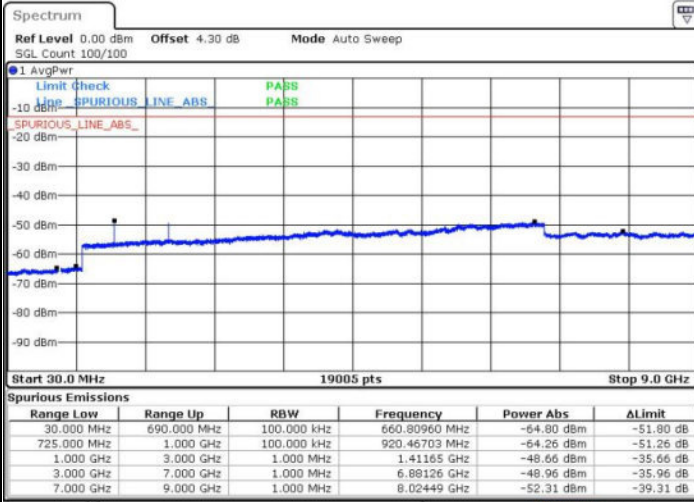
Date: 17 JUN 2016 20:22:48



LTE Band 17 / 10MHz

Middle Channel / QPSK

Middle Channel / 16QAM

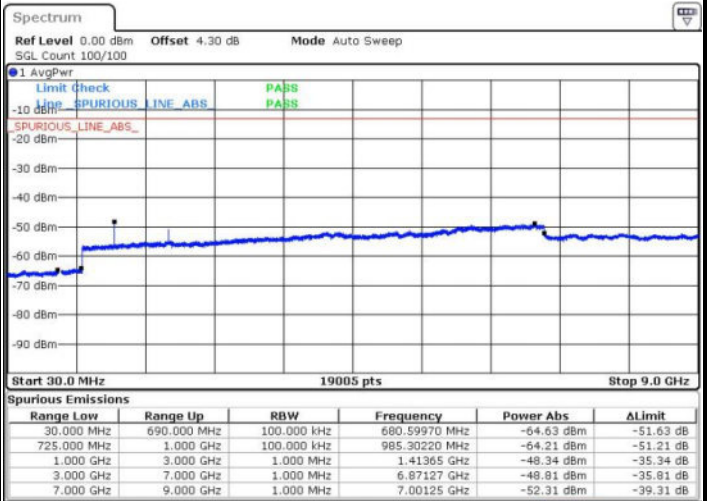
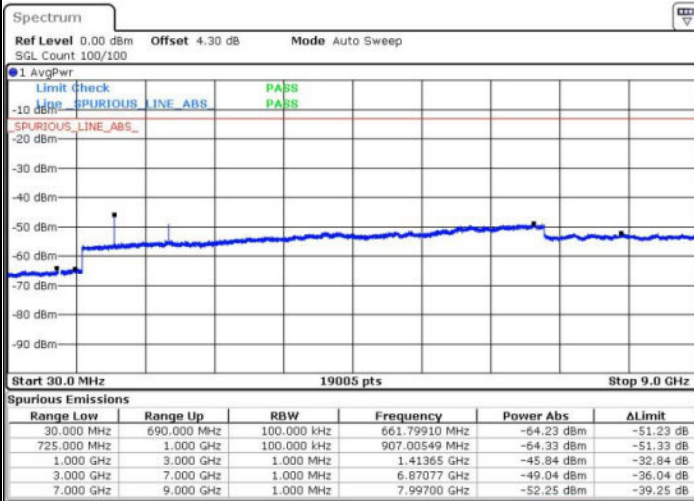


Date: 17 JUN 2016 20:24:29

Date: 17 JUN 2016 20:25:25

Highest Channel / QPSK

Highest Channel / 16QAM



Date: 17 JUN 2016 20:31:41

Date: 17 JUN 2016 20:32:36



Frequency Stability

Test Conditions		LTE Band 2 (QPSK) / Middle Channel	Limit
Temperature (°C)	Voltage (Volt)	BW 10MHz	Note 2.
		Deviation (ppm)	Result
50	Normal Voltage	0.0002	PASS
40	Normal Voltage	0.0005	
30	Normal Voltage	0.0001	
20(Ref.)	Normal Voltage	0.0000	
10	Normal Voltage	0.0006	
0	Normal Voltage	0.0012	
-10	Normal Voltage	0.0004	
-20	Normal Voltage	0.0026	
-30	Normal Voltage	0.0007	
20	Maximum Voltage	0.0004	
20	Normal Voltage	0.0021	
20	Battery End Point	0.0037	

Note:

1. Normal Voltage = 3.8V. ; Battery End Point (BEP) = 3.5 V. ; Maximum Voltage =4.4 V
2. Note: The frequency fundamental emissions stay within the authorized frequency block based on the frequency deviation measured is small.



Test Conditions		LTE Band 4 (QPSK) / Middle Channel	Limit
Temperature (°C)	Voltage (Volt)	BW 10MHz	Note 2.
		Deviation (ppm)	Result
50	Normal Voltage	0.0028	PASS
40	Normal Voltage	0.0024	
30	Normal Voltage	0.0036	
20(Ref.)	Normal Voltage	0.0000	
10	Normal Voltage	0.0024	
0	Normal Voltage	0.0005	
-10	Normal Voltage	0.0003	
-20	Normal Voltage	0.0017	
-30	Normal Voltage	0.0025	
20	Maximum Voltage	0.0037	
20	Normal Voltage	0.0027	
20	Battery End Point	0.0038	

Note:

1. Normal Voltage = 3.8V. ; Battery End Point (BEP) = 3.5 V. ; Maximum Voltage =4.4 V
2. Note: The frequency fundamental emissions stay within the authorized frequency block based on the frequency deviation measured is small.



Test Conditions		LTE Band 5 (QPSK) / Middle Channel	Limit
Temperature (°C)	Voltage (Volt)	BW 10MHz	2.5ppm
		Deviation (ppm)	Result
50	Normal Voltage	0.0020	PASS
40	Normal Voltage	0.0038	
30	Normal Voltage	0.0029	
20(Ref.)	Normal Voltage	0.0000	
10	Normal Voltage	0.0008	
0	Normal Voltage	0.0018	
-10	Normal Voltage	0.0022	
-20	Normal Voltage	0.0027	
-30	Normal Voltage	0.0014	
20	Maximum Voltage	0.0001	
20	Normal Voltage	0.0017	
20	Battery End Point	0.0012	

Note:

1. Normal Voltage = 3.8V. ; Battery End Point (BEP) = 3.5 V. ; Maximum Voltage =4.4 V
2. Note: The frequency fundamental emissions stay within the authorized frequency block based on the frequency deviation measured is small.



Test Conditions		LTE Band 7 (QPSK) / Middle Channel	Limit
Temperature (°C)	Voltage (Volt)	BW 10MHz	Note 2.
		Deviation (ppm)	Result
50	Normal Voltage	0.0013	PASS
40	Normal Voltage	0.0028	
30	Normal Voltage	0.0040	
20(Ref.)	Normal Voltage	0.0000	
10	Normal Voltage	0.0008	
0	Normal Voltage	0.0001	
-10	Normal Voltage	0.0018	
-20	Normal Voltage	0.0023	
-30	Normal Voltage	0.0031	
20	Maximum Voltage	0.0001	
20	Normal Voltage	0.0015	
20	Battery End Point	0.0019	

Note:

1. Normal Voltage = 3.8V. ; Battery End Point (BEP) = 3.5 V. ; Maximum Voltage =4.4 V
2. Note: The frequency fundamental emissions stay within the authorized frequency block based on the frequency deviation measured is small.



Test Conditions		LTE Band 12 (QPSK) / Middle Channel	Limit
Temperature (°C)	Voltage (Volt)	BW 10MHz	Note 2.
		Deviation (ppm)	Result
50	Normal Voltage	0.0023	PASS
40	Normal Voltage	0.0061	
30	Normal Voltage	0.0052	
20(Ref.)	Normal Voltage	0.0000	
10	Normal Voltage	0.0038	
0	Normal Voltage	0.0006	
-10	Normal Voltage	0.0042	
-20	Normal Voltage	0.0001	
-30	Normal Voltage	0.0071	
20	Maximum Voltage	0.0008	
20	Normal Voltage	0.0017	
20	Battery End Point	0.0003	

Note:

1. Normal Voltage = 3.8V. ; Battery End Point (BEP) = 3.5 V. ; Maximum Voltage =4.4V
2. Note: The frequency fundamental emissions stay within the authorized frequency block based on the frequency deviation measured is small.



Test Conditions		LTE Band 17 (QPSK) / Middle Channel	Limit
Temperature (°C)	Voltage (Volt)	BW 10MHz	Note 2.
		Deviation (ppm)	Result
50	Normal Voltage	0.0083	PASS
40	Normal Voltage	0.0044	
30	Normal Voltage	0.0049	
20(Ref.)	Normal Voltage	0.0000	
10	Normal Voltage	0.0025	
0	Normal Voltage	0.0006	
-10	Normal Voltage	0.0048	
-20	Normal Voltage	0.0056	
-30	Normal Voltage	0.0028	
20	Maximum Voltage	0.0052	
20	Normal Voltage	0.0045	
20	Battery End Point	0.0003	

Note:

1. Normal Voltage = 3.8V. ; Battery End Point (BEP) = 3.5 V. ; Maximum Voltage =4.4 V
2. Note: The frequency fundamental emissions stay within the authorized frequency block based on the frequency deviation measured is small.



Appendix B. Test Results of Radiated Test

ERP/EIRP

LTE Band 2 / 1.4MHz (Average)							
Channel	Modulation	RB		Horizontal		Vertical	
		Size	Offset	EIRP(dBm)	EIRP(W)	EIRP(dBm)	EIRP(W)
Lowest	QPSK	3	1	24.94	0.3121	25.43	0.3488
Middle		1	3	25.30	0.3386	25.60	0.3634
Highest		3	1	25.83	0.3825	25.85	0.3848
Lowest	16QAM	3	3	23.40	0.2188	23.92	0.2468
Middle		1	3	23.35	0.2163	23.70	0.2344
Highest		1	3	24.25	0.2659	24.19	0.2621
Limit	EIRP < 2W			Result		PASS	

LTE Band 2 / 3MHz (Average)							
Channel	Modulation	RB		Horizontal		Vertical	
		Size	Offset	EIRP(dBm)	EIRP(W)	EIRP(dBm)	EIRP(W)
Lowest	QPSK	1	8	24.20	0.2633	24.76	0.2989
Middle		1	8	25.00	0.3161	25.29	0.3382
Highest		1	0	25.50	0.3544	25.30	0.3385
Lowest	16QAM	1	0	22.99	0.1990	23.56	0.2272
Middle		1	8	23.43	0.2203	23.68	0.2333
Highest		1	14	24.14	0.2591	24.11	0.2576
Limit	EIRP < 2W			Result		PASS	



LTE Band 2 / 5MHz (Average)							
Channel	Modulation	RB		Horizontal		Vertical	
		Size	Offset	EIRP(dBm)	EIRP(W)	EIRP(dBm)	EIRP(W)
Lowest	QPSK	1	12	24.47	0.2797	25.06	0.3205
Middle		1	12	25.21	0.3319	25.57	0.3604
Highest		1	12	25.56	0.3595	25.47	0.3526
Lowest	16QAM	1	12	23.19	0.2084	23.82	0.2410
Middle		1	12	24.21	0.2636	24.54	0.2844
Highest		1	0	23.70	0.2346	23.69	0.2341
Limit	EIRP < 2W			Result		PASS	

LTE Band 2 / 10MHz (Average)							
Channel	Modulation	RB		Horizontal		Vertical	
		Size	Offset	EIRP(dBm)	EIRP(W)	EIRP(dBm)	EIRP(W)
Lowest	QPSK	1	25	24.82	0.3035	25.29	0.3381
Middle		1	25	25.04	0.3191	25.39	0.3455
Highest		1	25	25.36	0.3434	25.48	0.3534
Lowest	16QAM	1	25	23.78	0.2388	23.90	0.2455
Middle		1	25	23.81	0.2404	23.83	0.2415
Highest		1	0	23.40	0.2186	23.35	0.2165
Limit	EIRP < 2W			Result		PASS	



LTE Band 2 / 15MHz (Average)							
Channel	Modulation	RB		Horizontal		Vertical	
		Size	Offset	EIRP(dBm)	EIRP(W)	EIRP(dBm)	EIRP(W)
Lowest	QPSK	1	37	25.18	0.3298	25.67	0.3691
Middle		1	37	25.01	0.3171	25.38	0.3450
Highest		1	37	25.46	0.3515	25.57	0.3605
Lowest	16QAM	1	37	23.72	0.2354	24.19	0.2624
Middle		1	0	23.04	0.2012	23.45	0.2215
Highest		1	0	24.14	0.2591	24.23	0.2650
Limit	EIRP < 2W			Result		PASS	

LTE Band 2 / 20MHz (Average)							
Channel	Modulation	RB		Horizontal		Vertical	
		Size	Offset	EIRP(dBm)	EIRP(W)	EIRP(dBm)	EIRP(W)
Lowest	QPSK	1	49	24.83	0.3041	24.98	0.3148
Middle		1	49	24.91	0.3100	24.95	0.3125
Highest		1	49	25.17	0.3288	25.23	0.3331
Lowest	16QAM	1	49	23.91	0.2460	24.28	0.2679
Middle		1	49	23.48	0.2228	23.83	0.2415
Highest		1	49	24.30	0.2692	24.27	0.2673
Limit	EIRP < 2W			Result		PASS	



LTE Band 4 / 1.4MHz (Average)							
Channel	Modulation	RB		Horizontal		Vertical	
		Size	Offset	EIRP(dBm)	EIRP(W)	EIRP(dBm)	EIRP(W)
Lowest	QPSK	1	3	25.30	0.3385	25.57	0.3609
Middle		3	3	25.78	0.3785	26.04	0.4020
Highest		3	1	25.45	0.3507	25.77	0.3776
Lowest	16QAM	3	3	23.82	0.2412	24.06	0.2545
Middle		3	1	24.06	0.2544	24.20	0.2628
Highest		3	3	23.86	0.2435	23.98	0.2502
Limit	EIRP < 1W			Result		PASS	

LTE Band 4 / 3MHz (Average)							
Channel	Modulation	RB		Horizontal		Vertical	
		Size	Offset	EIRP(dBm)	EIRP(W)	EIRP(dBm)	EIRP(W)
Lowest	QPSK	1	0	25.39	0.3460	25.68	0.3700
Middle		1	8	25.49	0.3543	25.73	0.3742
Highest		1	8	25.19	0.3300	25.46	0.3518
Lowest	16QAM	1	8	23.74	0.2368	24.01	0.2520
Middle		1	8	23.64	0.2312	23.91	0.2460
Highest		1	8	23.40	0.2188	23.52	0.2249
Limit	EIRP < 1W			Result		PASS	

LTE Band 4 / 5MHz (Average)							
Channel	Modulation	RB		Horizontal		Vertical	
		Size	Offset	EIRP(dBm)	EIRP(W)	EIRP(dBm)	EIRP(W)
Lowest	QPSK	1	0	25.37	0.3445	25.67	0.3688
Middle		1	12	25.46	0.3513	25.77	0.3778
Highest		1	12	25.18	0.3295	25.58	0.3618
Lowest	16QAM	1	0	23.56	0.2270	23.80	0.2399
Middle		1	0	23.58	0.2283	23.66	0.2324
Highest		1	12	23.63	0.2307	23.71	0.2350
Limit	EIRP < 1W			Result		PASS	



LTE Band 4/ 10MHz (Average)							
Channel	Modulation	RB		Horizontal		Vertical	
		Size	Offset	EIRP(dBm)	EIRP(W)	EIRP(dBm)	EIRP(W)
Lowest	QPSK	1	0	25.21	0.3321	25.54	0.3580
Middle		1	25	25.28	0.3374	25.57	0.3606
Highest		1	25	25.09	0.3226	25.37	0.3446
Lowest	16QAM	1	0	23.74	0.2366	24.07	0.2553
Middle		1	25	23.99	0.2506	24.12	0.2582
Highest		1	25	23.61	0.2296	23.98	0.2500
Limit	EIRP < 1W			Result		PASS	

LTE Band 4 / 15MHz (Average)							
Channel	Modulation	RB		Horizontal		Vertical	
		Size	Offset	EIRP(dBm)	EIRP(W)	EIRP(dBm)	EIRP(W)
Lowest	QPSK	1	37	25.75	0.3761	25.94	0.3929
Middle		1	37	25.54	0.3583	25.79	0.3790
Highest		1	37	25.41	0.3472	25.64	0.3660
Lowest	16QAM	1	0	23.73	0.2360	23.94	0.2479
Middle		1	37	24.14	0.2594	24.31	0.2698
Highest		1	37	23.97	0.2495	23.96	0.2489
Limit	EIRP < 1W			Result		PASS	

LTE Band 4 / 20MHz (Average)							
Channel	Modulation	RB		Horizontal		Vertical	
		Size	Offset	EIRP(dBm)	EIRP(W)	EIRP(dBm)	EIRP(W)
Lowest	QPSK	1	49	25.18	0.3298	25.49	0.3539
Middle		1	49	25.43	0.3488	25.68	0.3696
Highest		1	49	25.35	0.3427	25.63	0.3655
Lowest	16QAM	1	99	23.80	0.2396	24.02	0.2524
Middle		1	0	23.60	0.2293	23.73	0.2360
Highest		1	49	23.89	0.2449	24.01	0.2518
Limit	EIRP < 1W			Result		PASS	



LTE Band 5 / 1.4MHz (Average)							
Channel	Modulation	RB		Horizontal		Vertical	
		Size	Offset	ERP(dBm)	ERP(W)	ERP(dBm)	ERP(W)
Lowest	QPSK	3	0	16.94	0.0495	13.50	0.0224
Middle		3	1	16.72	0.0470	13.64	0.0231
Highest		3	1	16.77	0.0475	13.71	0.0235
Lowest	16QAM	3	1	15.59	0.0362	12.21	0.0166
Middle		1	0	15.07	0.0321	11.97	0.0158
Highest		1	0	15.11	0.0325	11.59	0.0144
Limit	ERP < 7W			Result		PASS	

LTE Band 5 / 3MHz (Average)							
Channel	Modulation	RB		Horizontal		Vertical	
		Size	Offset	ERP(dBm)	ERP(W)	ERP(dBm)	ERP(W)
Lowest	QPSK	1	8	16.70	0.0468	13.30	0.0214
Middle		1	8	16.71	0.0469	13.46	0.0222
Highest		1	0	16.75	0.0473	13.34	0.0216
Lowest	16QAM	1	8	14.81	0.0303	11.29	0.0135
Middle		1	14	15.01	0.0317	11.94	0.0156
Highest		1	8	15.24	0.0334	11.62	0.0145
Limit	ERP < 7W			Result		PASS	

LTE Band 5 / 5MHz (Average)							
Channel	Modulation	RB		Horizontal		Vertical	
		Size	Offset	ERP(dBm)	ERP(W)	ERP(dBm)	ERP(W)
Lowest	QPSK	1	0	16.65	0.0462	13.30	0.0214
Middle		1	12	16.60	0.0457	13.57	0.0228
Highest		1	0	16.39	0.0435	13.21	0.0209
Lowest	16QAM	1	12	15.20	0.0331	11.74	0.0149
Middle		1	12	15.25	0.0335	12.16	0.0164
Highest		1	12	15.23	0.0334	12.01	0.0159
Limit	ERP < 7W			Result		PASS	



LTE Band 5 / 10MHz (Average)							
Channel	Modulation	RB		Horizontal		Vertical	
		Size	Offset	ERP(dBm)	ERP(W)	ERP(dBm)	ERP(W)
Lowest	QPSK	1	25	16.66	0.0464	13.34	0.0216
Middle		1	25	16.73	0.0470	13.64	0.0231
Highest		1	25	16.53	0.0450	13.42	0.0220
Lowest	16QAM	1	25	15.05	0.0320	12.00	0.0158
Middle		1	0	15.14	0.0326	11.50	0.0141
Highest		1	49	14.99	0.0316	11.68	0.0147
Limit	ERP < 7W			Result		PASS	



LTE Band 7 / 5MHz (Average)							
Channel	Modulation	RB		Horizontal		Vertical	
		Size	Offset	EIRP(dBm)	EIRP(W)	EIRP(dBm)	EIRP(W)
Lowest	QPSK	1	12	23.47	0.2225	23.22	0.2098
Middle		1	12	22.88	0.1943	22.51	0.1782
Highest		1	12	21.35	0.1365	21.27	0.1340
Lowest	16QAM	1	0	21.55	0.1429	21.62	0.1451
Middle		1	12	21.13	0.1297	20.84	0.1213
Highest		1	24	19.50	0.0890	19.17	0.0826
Limit	EIRP < 2W			Result		PASS	

LTE Band 7 / 10MHz (Average)							
Channel	Modulation	RB		Horizontal		Vertical	
		Size	Offset	EIRP(dBm)	EIRP(W)	EIRP(dBm)	EIRP(W)
Lowest	QPSK	1	25	23.18	0.2080	23.04	0.2014
Middle		1	25	22.89	0.1947	22.56	0.1802
Highest		1	25	21.25	0.1334	21.19	0.1315
Lowest	16QAM	1	0	21.83	0.1523	21.57	0.1436
Middle		1	25	21.45	0.1396	20.84	0.1213
Highest		1	49	19.55	0.0902	19.29	0.0849
Limit	EIRP < 2W			Result		PASS	



LTE Band 7 / 15MHz (Average)							
Channel	Modulation	RB		Horizontal		Vertical	
		Size	Offset	EIRP(dBm)	EIRP(W)	EIRP(dBm)	EIRP(W)
Lowest	QPSK	1	37	23.09	0.2037	22.94	0.1968
Middle		1	37	22.77	0.1893	22.39	0.1736
Highest		1	37	21.48	0.1406	21.24	0.1330
Lowest	16QAM	1	0	21.69	0.1476	21.48	0.1406
Middle		1	37	21.28	0.1343	20.89	0.1227
Highest		1	37	19.49	0.0889	19.34	0.0859
Limit	EIRP < 2W			Result		PASS	

LTE Band 7 / 20MHz (Average)							
Channel	Modulation	RB		Horizontal		Vertical	
		Size	Offset	EIRP(dBm)	EIRP(W)	EIRP(dBm)	EIRP(W)
Lowest	QPSK	1	49	22.89	0.1945	22.54	0.1795
Middle		1	49	22.39	0.1735	22.02	0.1591
Highest		1	49	21.55	0.1429	21.23	0.1327
Lowest	16QAM	1	49	21.77	0.1503	21.33	0.1358
Middle		1	49	21.17	0.1309	20.79	0.1199
Highest		1	49	20.02	0.1005	19.79	0.0953
Limit	EIRP < 2W			Result		PASS	



LTE Band 12 / 1.4MHz (Average)							
Channel	Modulation	RB		Horizontal		Vertical	
		Size	Offset	ERP(dBm)	ERP(W)	ERP(dBm)	ERP(W)
Lowest	QPSK	3	0	17.56	0.0571	9.89	0.0097
Middle		3	3	17.65	0.0582	10.44	0.0111
Highest		3	0	17.88	0.0614	10.67	0.0117
Lowest	16QAM	1	3	15.77	0.0377	8.18	0.0066
Middle		3	3	16.90	0.0490	9.44	0.0088
Highest		3	1	17.13	0.0517	10.02	0.0100
Limit	ERP < 3W			Result		PASS	

LTE Band 12 / 3MHz (Average)							
Channel	Modulation	RB		Horizontal		Vertical	
		Size	Offset	ERP(dBm)	ERP(W)	ERP(dBm)	ERP(W)
Lowest	QPSK	1	8	17.05	0.0507	9.44	0.0088
Middle		1	14	17.34	0.0542	10.15	0.0103
Highest		1	8	17.58	0.0573	10.32	0.0108
Lowest	16QAM	1	8	16.15	0.0412	8.38	0.0069
Middle		1	8	16.31	0.0428	8.93	0.0078
Highest		1	8	16.82	0.0481	9.24	0.0084
Limit	ERP < 3W			Result		PASS	



LTE Band 12 / 5MHz (Average)							
Channel	Modulation	RB		Horizontal		Vertical	
		Size	Offset	ERP(dBm)	ERP(W)	ERP(dBm)	ERP(W)
Lowest	QPSK	1	12	17.70	0.0589	10.16	0.0104
Middle		1	24	17.26	0.0532	10.12	0.0103
Highest		1	12	17.78	0.0600	10.43	0.0110
Lowest	16QAM	1	12	16.32	0.0429	8.57	0.0072
Middle		1	12	16.54	0.0451	9.11	0.0081
Highest		1	0	16.41	0.0438	9.12	0.0082
Limit	ERP < 3W			Result		PASS	

LTE Band 12 / 10MHz (Average)							
Channel	Modulation	RB		Horizontal		Vertical	
		Size	Offset	ERP(dBm)	ERP(W)	ERP(dBm)	ERP(W)
Lowest	QPSK	1	25	17.75	0.0595	10.23	0.0105
Middle		1	25	17.34	0.0542	10.41	0.0110
Highest		1	25	17.57	0.0572	10.54	0.0113
Lowest	16QAM	1	0	15.82	0.0382	8.07	0.0064
Middle		1	49	16.42	0.0439	9.18	0.0083
Highest		1	49	16.30	0.0427	9.63	0.0092
Limit	ERP < 3W			Result		PASS	



LTE Band 17 / 5MHz (Average)							
Channel	Modulation	RB		Horizontal		Vertical	
		Size	Offset	ERP(dBm)	ERP(W)	ERP(dBm)	ERP(W)
Lowest	QPSK	1	24	16.72	0.0470	8.75	0.0075
Middle		1	24	17.19	0.0523	9.30	0.0085
Highest		1	12	17.27	0.0533	9.46	0.0088
Lowest	16QAM	1	0	15.52	0.0357	7.19	0.0052
Middle		1	12	15.83	0.0383	7.85	0.0061
Highest		1	0	15.64	0.0366	7.94	0.0062
Limit	ERP < 3W			Result		PASS	

LTE Band 17 / 10MHz (Average)							
Channel	Modulation	RB		Horizontal		Vertical	
		Size	Offset	ERP(dBm)	ERP(W)	ERP(dBm)	ERP(W)
Lowest	QPSK	1	25	16.70	0.0468	8.81	0.0076
Middle		1	25	17.08	0.0511	9.14	0.0082
Highest		1	25	17.08	0.0511	9.21	0.0083
Lowest	16QAM	1	25	15.52	0.0356	7.61	0.0058
Middle		1	25	15.68	0.0370	7.64	0.0058
Highest		1	25	15.49	0.0354	7.71	0.0059
Limit	ERP < 3W			Result		PASS	



Radiated Spurious Emission

LTE Band 2 / 1.4MHz / QPSK / RB Size 1 Offset 0									
Channel	Frequency (MHz)	EIRP (dBm)	Limit (dBm)	Over Limit (dB)	SPA Reading (dBm)	S.G. Power (dBm)	TX Cable loss (dB)	TX Antenna Gain (dBi)	Polarization (H/V)
Middle	3758.92	-52.53	-13	-39.53	-66.08	-58.57	6.56	12.60	H
	5638.38	-42.93	-13	-29.93	-58.87	-48.03	8	13.10	H
	7517.84	-48.78	-13	-35.78	-67.52	-50.51	9.57	11.30	H
	3758.92	-53.71	-13	-40.71	-67.06	-59.75	6.56	12.6	V
	5638.38	-37.11	-13	-24.11	-55.64	-42.21	8	13.1	V
	7517.84	-47.24	-13	-34.24	-65.64	-48.97	9.57	11.3	V

Remark: Spurious emissions within 30-1000MHz were found more than 20dB below limit line.

LTE Band 2 / 3MHz / QPSK / RB Size 1 Offset 0									
Channel	Frequency (MHz)	EIRP (dBm)	Limit (dBm)	Over Limit (dB)	SPA Reading (dBm)	S.G. Power (dBm)	TX Cable loss (dB)	TX Antenna Gain (dBi)	Polarization (H/V)
Middle	3757.48	-53.66	-13	-40.66	-67.21	-59.70	6.56	12.60	H
	5636.22	-44.23	-13	-31.23	-60.17	-49.33	8	13.10	H
	7514.96	-48.84	-13	-35.84	-67.58	-50.57	9.57	11.30	H
	3757.48	-53.59	-13	-40.59	-66.94	-59.63	6.56	12.6	V
	5636.22	-43.60	-13	-30.60	-60.95	-48.70	8	13.1	V
	7514.96	-49.32	-13	-36.32	-67.72	-51.05	9.57	11.3	V

Remark: Spurious emissions within 30-1000MHz were found more than 20dB below limit line.

LTE Band 2 / 5MHz / QPSK / RB Size 1 Offset 0									
Channel	Frequency (MHz)	EIRP (dBm)	Limit (dBm)	Over Limit (dB)	SPA Reading (dBm)	S.G. Power (dBm)	TX Cable loss (dB)	TX Antenna Gain (dBi)	Polarization (H/V)
Middle	3755.68	-53.75	-13	-40.75	-67.30	-59.79	6.56	12.60	H
	5633.52	-35.42	-13	-22.42	-52.90	-40.52	8	13.10	H
	7511.36	-49.34	-13	-36.34	-68.08	-51.07	9.57	11.30	H
	3755.68	-52.90	-13	-39.90	-66.25	-58.94	6.56	12.6	V
	5633.52	-42.87	-13	-29.87	-60.22	-47.97	8	13.1	V
	7511.36	-49.25	-13	-36.25	-67.65	-50.98	9.57	11.3	V

Remark: Spurious emissions within 30-1000MHz were found more than 20dB below limit line.



LTE Band 2 / 10MHz / QPSK / RB Size 1 Offset 0									
Channel	Frequency (MHz)	EIRP (dBm)	Limit (dBm)	Over Limit (dB)	SPA Reading (dBm)	S.G. Power (dBm)	TX Cable loss (dB)	TX Antenna Gain (dBi)	Polarization (H/V)
Middle	3751.18	-52.59	-13	-39.59	-66.14	-58.63	6.56	12.60	H
	5626.77	-51.29	-13	-38.29	-67.23	-56.39	8	13.10	H
	7502.36	-48.17	-13	-35.17	-66.91	-49.90	9.57	11.30	H
	3751.18	-53.47	-13	-40.47	-66.82	-59.51	6.56	12.6	V
	5626.77	-34.62	-13	-21.62	-53.75	-39.72	8	13.1	V
	7502.36	-49.49	-13	-36.49	-67.89	-51.22	9.57	11.3	V

Remark: Spurious emissions within 30-1000MHz were found more than 20dB below limit line.

LTE Band 2 / 15MHz / QPSK / RB Size 1 Offset 0									
Channel	Frequency (MHz)	EIRP (dBm)	Limit (dBm)	Over Limit (dB)	SPA Reading (dBm)	S.G. Power (dBm)	TX Cable loss (dB)	TX Antenna Gain (dBi)	Polarization (H/V)
Middle	3746.68	-52.72	-13	-39.72	-66.27	-58.76	6.56	12.60	H
	5620.02	-44.09	-13	-31.09	-60.03	-49.19	8	13.10	H
	7493.36	-48.31	-13	-35.31	-67.05	-50.04	9.57	11.30	H
	3746.68	-53.18	-13	-40.18	-66.53	-59.22	6.56	12.6	V
	5620.02	-41.20	-13	-28.20	-58.55	-46.30	8	13.1	V
	7493.36	-49.14	-13	-36.14	-67.54	-50.87	9.57	11.3	V

Remark: Spurious emissions within 30-1000MHz were found more than 20dB below limit line.

LTE Band 2 / 20MHz / QPSK / RB Size 1 Offset 0									
Channel	Frequency (MHz)	EIRP (dBm)	Limit (dBm)	Over Limit (dB)	SPA Reading (dBm)	S.G. Power (dBm)	TX Cable loss (dB)	TX Antenna Gain (dBi)	Polarization (H/V)
Middle	3742.18	-53.44	-13	-40.44	-66.99	-59.48	6.56	12.60	H
	5613.27	-41.60	-13	-28.60	-57.54	-46.70	8	13.10	H
	7484.36	-48.28	-13	-35.28	-67.02	-50.01	9.57	11.30	H
	3742.18	-53.81	-13	-40.81	-67.16	-59.85	6.56	12.6	V
	5613.27	-41.15	-13	-28.15	-58.5	-46.25	8	13.1	V
	7484.36	-49.18	-13	-36.18	-67.58	-50.91	9.57	11.3	V

Remark: Spurious emissions within 30-1000MHz were found more than 20dB below limit line.



LTE Band 4 / 1.4MHz / QPSK / RB Size 1 Offset 0									
Channel	Frequency (MHz)	EIRP (dBm)	Limit (dBm)	Over Limit (dB)	SPA Reading (dBm)	S.G. Power (dBm)	TX Cable loss (dB)	TX Antenna Gain (dBi)	Polarization (H/V)
Middle	3463.74	-48.48	-13	-35.48	-63.23	-54.90	6.18	12.60	H
	5195.61	-43.59	-13	-30.59	-61.59	-48.55	7.74	12.70	H
	6927.48	-49.91	-13	-36.91	-68.72	-52.61	9	11.70	H
	3463.74	-52.64	-13	-39.64	-63.59	-59.06	6.18	12.60	V
	5195.61	-50.50	-13	-37.50	-63.5	-55.46	7.74	12.70	V
	6927.48	-51.44	-13	-38.44	-68.15	-54.14	9	11.70	V

Remark: Spurious emissions within 30-1000MHz were found more than 20dB below limit line.

LTE Band 4 / 3MHz / QPSK / RB Size 1 Offset 0									
Channel	Frequency (MHz)	EIRP (dBm)	Limit (dBm)	Over Limit (dB)	SPA Reading (dBm)	S.G. Power (dBm)	TX Cable loss (dB)	TX Antenna Gain (dBi)	Polarization (H/V)
Middle	3462.48	-49.18	-13	-36.18	-63.93	-55.60	6.18	12.60	H
	5193.72	-42.15	-13	-29.15	-60.15	-47.11	7.74	12.70	H
	6924.96	-47.91	-13	-34.91	-66.72	-50.61	9	11.70	H
	3462.48	-51.86	-13	-38.86	-62.81	-58.28	6.18	12.60	V
	5193.72	-49.54	-13	-36.54	-62.54	-54.50	7.74	12.70	V
	6924.96	-51.80	-13	-38.80	-68.51	-54.50	9	11.70	V

Remark: Spurious emissions within 30-1000MHz were found more than 20dB below limit line.

LTE Band 4 / 5MHz / QPSK / RB Size 1 Offset 0									
Channel	Frequency (MHz)	EIRP (dBm)	Limit (dBm)	Over Limit (dB)	SPA Reading (dBm)	S.G. Power (dBm)	TX Cable loss (dB)	TX Antenna Gain (dBi)	Polarization (H/V)
Middle	3460.68	-49.05	-13	-36.05	-63.80	-55.47	6.18	12.60	H
	5191.02	-45.18	-13	-32.18	-63.18	-50.14	7.74	12.70	H
	6921.36	-49.27	-13	-36.27	-68.08	-51.97	9	11.70	H
	3460.68	-52.95	-13	-39.95	-63.9	-59.37	6.18	12.60	V
	5191.02	-54.61	-13	-41.61	-67.61	-59.57	7.74	12.70	V
	6921.36	-51.14	-13	-38.14	-67.85	-53.84	9	11.70	V

Remark: Spurious emissions within 30-1000MHz were found more than 20dB below limit line.



LTE Band 4 / 10MHz / QPSK / RB Size 1 Offset 0									
Channel	Frequency (MHz)	EIRP (dBm)	Limit (dBm)	Over Limit (dB)	SPA Reading (dBm)	S.G. Power (dBm)	TX Cable loss (dB)	TX Antenna Gain (dBi)	Polarization (H/V)
Middle	3456.18	-48.61	-13	-35.61	-63.36	-55.03	6.18	12.60	H
	5184.27	-48.82	-13	-35.82	-66.82	-53.78	7.74	12.70	H
	6912.36	-49.29	-13	-36.29	-68.10	-51.99	9	11.70	H
	3456.18	-51.71	-13	-38.71	-62.66	-58.13	6.18	12.60	V
	5184.27	-52.23	-13	-39.23	-65.23	-57.19	7.74	12.70	V
	6912.36	-51.84	-13	-38.84	-68.55	-54.54	9	11.70	V

Remark: Spurious emissions within 30-1000MHz were found more than 20dB below limit line.

LTE Band 4 / 15MHz / QPSK / RB Size 1 Offset 0									
Channel	Frequency (MHz)	EIRP (dBm)	Limit (dBm)	Over Limit (dB)	SPA Reading (dBm)	S.G. Power (dBm)	TX Cable loss (dB)	TX Antenna Gain (dBi)	Polarization (H/V)
Middle	3451.68	-47.33	-13	-34.33	-62.08	-53.75	6.18	12.60	H
	5177.52	-49.46	-13	-36.46	-67.46	-54.42	7.74	12.70	H
	6903.36	-49.57	-13	-36.57	-68.38	-52.27	9	11.70	H
	3451.68	-52.04	-13	-39.04	-62.99	-58.46	6.18	12.60	V
	5177.52	-54.79	-13	-41.79	-67.79	-59.75	7.74	12.70	V
	6903.36	-51.39	-13	-38.39	-68.1	-54.09	9	11.70	V

Remark: Spurious emissions within 30-1000MHz were found more than 20dB below limit line.



LTE Band 4 / 20MHz / QPSK / RB Size 1 Offset 0									
Channel	Frequency (MHz)	EIRP (dBm)	Limit (dBm)	Over Limit (dB)	SPA Reading (dBm)	S.G. Power (dBm)	TX Cable loss (dB)	TX Antenna Gain (dBi)	Polarization (H/V)
Middle	3447.18	-49.21	-13	-36.21	-63.96	-55.63	6.18	12.60	H
	5170.77	-49.76	-13	-36.76	-67.76	-54.72	7.74	12.70	H
	6894.36	-49.84	-13	-36.84	-68.65	-52.54	9	11.70	H
	3447.18	-51.29	-13	-38.29	-62.24	-57.71	6.18	12.60	V
	5170.77	-54.00	-13	-41.00	-67	-58.96	7.74	12.70	V
	6894.36	-51.53	-13	-38.53	-68.24	-54.23	9	11.70	V

Remark: Spurious emissions within 30-1000MHz were found more than 20dB below limit line.

LTE Band 5 / 1.4MHz / QPSK / RB Size 1 Offset 0									
Channel	Frequency (MHz)	ERP (dBm)	Limit (dBm)	Over Limit (dB)	SPA Reading (dBm)	S.G. Power (dBm)	TX Cable loss (dB)	TX Antenna Gain (dBi)	Polarization (H/V)
Middle	1671.92	-57.26	-13	-44.26	-60.09	-63.95	0.56	9.40	H
	2507.88	-61.14	-13	-48.14	-66.88	-68.85	0.74	10.60	H
	3343.84	-57.50	-13	-44.50	-66.31	-67.10	0.85	12.60	H
	1671.92	-59.54	-13	-46.54	-61.20	-66.23	0.56	9.40	V
	2507.88	-61.54	-13	-48.54	-67.12	-69.25	0.74	10.60	V
	3343.84	-58.72	-13	-45.72	-66.86	-68.32	0.85	12.60	V

Remark: Spurious emissions within 30-1000MHz were found more than 20dB below limit line.



LTE Band 5 / 3MHz / QPSK / RB Size 1 Offset 0									
Channel	Frequency (MHz)	ERP (dBm)	Limit (dBm)	Over Limit (dB)	SPA Reading (dBm)	S.G. Power (dBm)	TX Cable loss (dB)	TX Antenna Gain (dBi)	Polarization (H/V)
Middle	1670.48	-57.47	-13	-44.47	-60.30	-64.16	0.56	9.40	H
	2505.72	-61.11	-13	-48.11	-66.85	-68.82	0.74	10.60	H
	3340.96	-57.57	-13	-44.57	-66.38	-67.17	0.85	12.60	H
	1670.48	-59.54	-13	-46.54	-61.20	-66.23	0.56	9.40	V
	2505.72	-61.36	-13	-48.36	-66.94	-69.07	0.74	10.60	V
	3340.96	-57.88	-13	-44.88	-66.02	-67.48	0.85	12.60	V

Remark: Spurious emissions within 30-1000MHz were found more than 20dB below limit line.

LTE Band 5 / 5MHz / QPSK / RB Size 1 Offset 0									
Channel	Frequency (MHz)	ERP (dBm)	Limit (dBm)	Over Limit (dB)	SPA Reading (dBm)	S.G. Power (dBm)	TX Cable loss (dB)	TX Antenna Gain (dBi)	Polarization (H/V)
Middle	1668.68	-56.51	-13	-43.51	-59.34	-63.20	0.56	9.40	H
	2503.02	-61.17	-13	-48.17	-66.91	-68.88	0.74	10.60	H
	3337.36	-58.51	-13	-45.51	-67.32	-68.11	0.85	12.60	H
	1668.68	-59.84	-13	-46.84	-61.50	-66.53	0.56	9.40	V
	2503.02	-61.65	-13	-48.65	-67.23	-69.36	0.74	10.60	V
	3337.36	-58.52	-13	-45.52	-66.66	-68.12	0.85	12.60	V

Remark: Spurious emissions within 30-1000MHz were found more than 20dB below limit line.



LTE Band 5 / 10MHz / QPSK / RB Size 1 Offset 0									
Channel	Frequency (MHz)	ERP (dBm)	Limit (dBm)	Over Limit (dB)	SPA Reading (dBm)	S.G. Power (dBm)	TX Cable loss (dB)	TX Antenna Gain (dBi)	Polarization (H/V)
Middle	1664.18	-54.75	-13	-41.75	-57.58	-61.44	0.56	9.40	H
	2496.27	-61.31	-13	-48.31	-67.05	-69.02	0.74	10.60	H
	3328.36	-57.67	-13	-44.67	-66.48	-67.27	0.85	12.60	H
	1664.18	-58.78	-13	-45.78	-60.44	-65.47	0.56	9.40	V
	2496.27	-60.63	-13	-47.63	-66.21	-68.34	0.74	10.60	V
	3328.36	-58.38	-13	-45.38	-66.52	-67.98	0.85	12.60	V

Remark: Spurious emissions within 30-1000MHz were found more than 20dB below limit line.

LTE Band 7 / 5MHz / QPSK / RB Size 1 Offset 0									
Channel	Frequency (MHz)	EIRP (dBm)	Limit (dBm)	Over Limit (dB)	SPA Reading (dBm)	S.G. Power (dBm)	TX Cable loss (dB)	TX Antenna Gain (dBi)	Polarization (H/V)
Middle	5065.68	-50.64	-25	-25.64	-66.84	-62.40	0.94	12.70	H
	7598.52	-46.70	-25	-21.70	-68.07	-56.71	1.69	11.70	H
	10131.36	-44.02	-25	-19.02	-68.38	-54.68	1.44	12.10	H
	5065.68	-52.52	-25	-27.52	-68.27	-64.28	0.94	12.70	V
	7598.52	-46.88	-25	-21.88	-67.87	-56.89	1.69	11.70	V
	10131.36	-45.47	-25	-20.47	-68.37	-56.13	1.44	12.10	V

Remark: Spurious emissions within 30-1000MHz were found more than 20dB below limit line.



LTE Band 7 / 10MHz / QPSK / RB Size 1 Offset 0									
Channel	Frequency (MHz)	EIRP (dBm)	Limit (dBm)	Over Limit (dB)	SPA Reading (dBm)	S.G. Power (dBm)	TX Cable loss (dB)	TX Antenna Gain (dBi)	Polarization (H/V)
Middle	5061.18	-49.95	-25	-24.95	-66.15	-61.71	0.94	12.70	H
	7591.77	-46.15	-25	-21.15	-67.52	-56.16	1.69	11.70	H
	10122.36	-44.10	-25	-19.10	-68.46	-54.76	1.44	12.10	H
	5061.18	-52.37	-25	-27.37	-68.12	-64.13	0.94	12.70	V
	7591.77	-46.72	-25	-21.72	-67.71	-56.73	1.69	11.70	V
	10122.36	-45.21	-25	-20.21	-68.11	-55.87	1.44	12.10	V

Remark: Spurious emissions within 30-1000MHz were found more than 20dB below limit line.

LTE Band 7 / 15MHz / QPSK / RB Size 1 Offset 0									
Channel	Frequency (MHz)	EIRP (dBm)	Limit (dBm)	Over Limit (dB)	SPA Reading (dBm)	S.G. Power (dBm)	TX Cable loss (dB)	TX Antenna Gain (dBi)	Polarization (H/V)
Middle	5056.68	-49.80	-25	-24.80	-66.00	-61.56	0.94	12.70	H
	7585.02	-45.90	-25	-20.90	-67.27	-55.91	1.69	11.70	H
	10131.36	-44.31	-25	-19.31	-68.67	-54.97	1.44	12.10	H
	5056.68	-52.60	-25	-27.60	-68.35	-64.36	0.94	12.70	V
	7585.02	-45.85	-25	-20.85	-66.84	-55.86	1.69	11.70	V
	10131.36	-46.03	-25	-21.03	-68.93	-56.69	1.44	12.10	V

Remark: Spurious emissions within 30-1000MHz were found more than 20dB below limit line.



LTE Band 7 / 20MHz / QPSK / RB Size 1 Offset 0									
Channel	Frequency (MHz)	EIRP (dBm)	Limit (dBm)	Over Limit (dB)	SPA Reading (dBm)	S.G. Power (dBm)	TX Cable loss (dB)	TX Antenna Gain (dBi)	Polarization (H/V)
Middle	5052.18	-49.98	-25	-24.98	-66.18	-61.74	0.94	12.70	H
	7578.27	-46.31	-25	-21.31	-67.68	-56.32	1.69	11.70	H
	10104.36	-44.06	-25	-19.06	-68.42	-54.72	1.44	12.10	H
	5052.18	-52.53	-25	-27.53	-68.28	-64.29	0.94	12.70	V
	7578.27	-46.90	-25	-21.90	-67.89	-56.91	1.69	11.70	V
	10104.36	-44.95	-25	-19.95	-67.85	-55.61	1.44	12.10	V

Remark: Spurious emissions within 30-1000MHz were found more than 20dB below limit line.

LTE Band 12 / 1.4MHz / QPSK / RB Size 1 Offset 0									
Channel	Frequency (MHz)	ERP (dBm)	Limit (dBm)	Over Limit (dB)	SPA Reading (dBm)	S.G. Power (dBm)	TX Cable loss (dB)	TX Antenna Gain (dBi)	Polarization (H/V)
Middle	1413.74	-46.64	-13	-33.64	-51.56	-53.33	0.56	9.40	H
	2120.61	-37.09	-13	-24.09	-46.68	-44.80	0.74	10.60	H
	2827.48	-58.09	-13	-45.09	-66.90	-67.69	0.85	12.60	H
	1413.74	-53.16	-13	-40.16	-55.55	-59.85	0.56	9.40	V
	2120.61	-44.22	-13	-31.22	-52.22	-51.93	0.74	10.60	V
	2827.48	-58.41	-13	-45.41	-66.55	-68.01	0.85	12.60	V

Remark: Spurious emissions within 30-1000MHz were found more than 20dB below limit line.



LTE Band 12 / 3MHz / QPSK / RB Size 1 Offset 0									
Channel	Frequency (MHz)	ERP (dBm)	Limit (dBm)	Over Limit (dB)	SPA Reading (dBm)	S.G. Power (dBm)	TX Cable loss (dB)	TX Antenna Gain (dBi)	Polarization (H/V)
Middle	1412.3	-47.00	-13	-34.00	-51.84	-53.69	0.56	9.40	H
	2118.45	-38.75	-13	-25.75	-48.15	-46.46	0.74	10.60	H
	2824.6	-58.36	-13	-45.36	-67.17	-67.96	0.85	12.60	H
	1412.3	-53.81	-13	-40.81	-56.09	-60.50	0.56	9.40	V
	2118.45	-49.97	-13	-36.97	-56.46	-57.68	0.74	10.60	V
	2824.6	-59.17	-13	-46.17	-67.31	-68.77	0.85	12.60	V

Remark: Spurious emissions within 30-1000MHz were found more than 20dB below limit line.

LTE Band 12 / 5MHz / QPSK / RB Size 1 Offset 0									
Channel	Frequency (MHz)	ERP (dBm)	Limit (dBm)	Over Limit (dB)	SPA Reading (dBm)	S.G. Power (dBm)	TX Cable loss (dB)	TX Antenna Gain (dBi)	Polarization (H/V)
Middle	1410.5	-51.56	-13	-38.56	-55.11	-58.25	0.56	9.40	H
	2115.75	-44.85	-13	-31.85	-53.11	-52.56	0.74	10.60	H
	2821	-58.45	-13	-45.45	-67.26	-68.05	0.85	12.60	H
	1410.5	-57.40	-13	-44.40	-59.06	-64.09	0.56	9.40	V
	2115.75	-52.50	-13	-39.50	-58.24	-60.21	0.74	10.60	V
	2821	-59.41	-13	-46.41	-67.55	-69.01	0.85	12.60	V

Remark: Spurious emissions within 30-1000MHz were found more than 20dB below limit line.



LTE Band 12 / 10MHz / QPSK / RB Size 1 Offset 0									
Channel	Frequency (MHz)	ERP (dBm)	Limit (dBm)	Over Limit (dB)	SPA Reading (dBm)	S.G. Power (dBm)	TX Cable loss (dB)	TX Antenna Gain (dBi)	Polarization (H/V)
Middle	1406	-49.21	-13	-36.21	-53.55	-55.90	0.56	9.40	H
	2109	-51.96	-13	-38.96	-57.72	-59.67	0.74	10.60	H
	2812	-58.45	-13	-45.45	-67.26	-68.05	0.85	12.60	H
	1406	-55.34	-13	-42.34	-57.00	-62.03	0.56	9.40	V
	2109	-58.58	-13	-45.58	-64.16	-66.29	0.74	10.60	V
	2812	-59.00	-13	-46.00	-67.14	-68.60	0.85	12.60	V

Remark: Spurious emissions within 30-1000MHz were found more than 20dB below limit line.

LTE Band 17 / 5MHz / QPSK / RB Size 1 Offset 0									
Channel	Frequency (MHz)	ERP (dBm)	Limit (dBm)	Over Limit (dB)	SPA Reading (dBm)	S.G. Power (dBm)	TX Cable loss (dB)	TX Antenna Gain (dBi)	Polarization (H/V)
Middle	1415.68	-50.37	-13	-37.37	-54.20	-57.06	0.56	9.40	H
	2123.58	-36.72	-13	-23.72	-46.39	-44.43	0.74	10.60	H
	2831.36	-58.30	-13	-45.30	-67.11	-67.90	0.85	12.60	H
	1415.68	-49.97	-13	-36.97	-53.58	-56.66	0.56	9.40	V
	2123.58	-37.68	-13	-24.68	-46.75	-45.39	0.74	10.60	V
	2831.36	-59.32	-13	-46.32	-67.46	-68.92	0.85	12.60	V

Remark: Spurious emissions within 30-1000MHz were found more than 20dB below limit line.



LTE Band 17 / 10MHz / QPSK / RB Size 1 Offset 0									
Channel	Frequency (MHz)	ERP (dBm)	Limit (dBm)	Over Limit (dB)	SPA Reading (dBm)	S.G. Power (dBm)	TX Cable loss (dB)	TX Antenna Gain (dBi)	Polarization (H/V)
Middle	1411.18	-55.65	-13	-42.65	-58.48	-62.34	0.56	9.40	H
	2116.77	-42.03	-13	-29.03	-50.95	-49.74	0.74	10.60	H
	2822.36	-58.22	-13	-45.22	-67.03	-67.82	0.85	12.60	H
	1411.18	-57.07	-13	-44.07	-58.73	-63.76	0.56	9.40	V
	2116.77	-42.35	-13	-29.35	-50.66	-50.06	0.74	10.60	V
	2822.36	-58.73	-13	-45.73	-66.87	-68.33	0.85	12.60	V

Remark: Spurious emissions within 30-1000MHz were found more than 20dB below limit line.