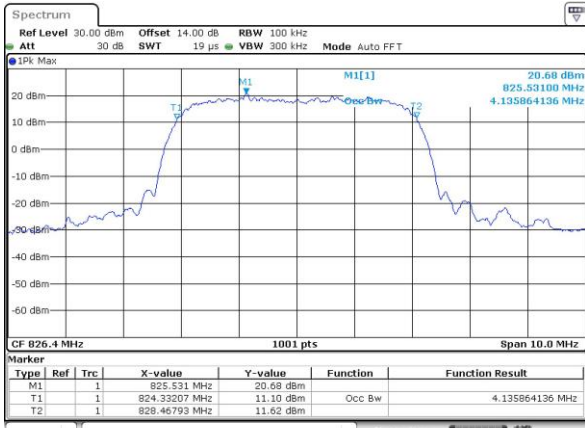




WCDMA Band V (RMC 12.2Kbps)

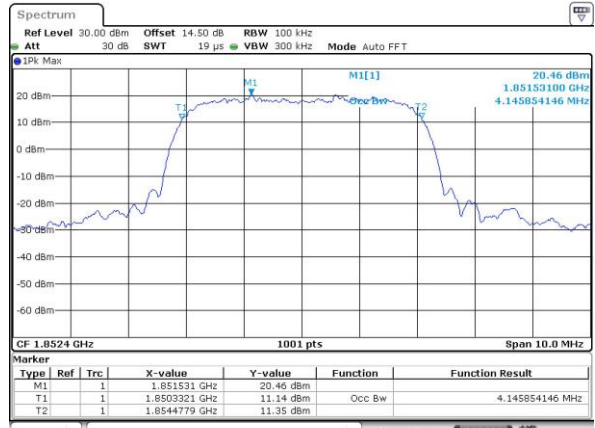
Lowest Channel



Date: 27.OCT.2022 11:48:27

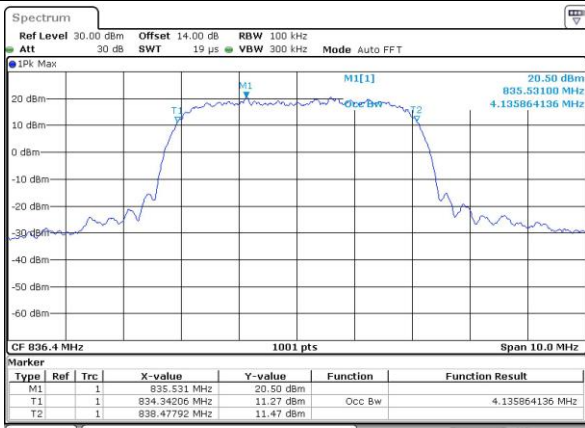
WCDMA Band II (RMC 12.2Kbps)

Lowest Channel



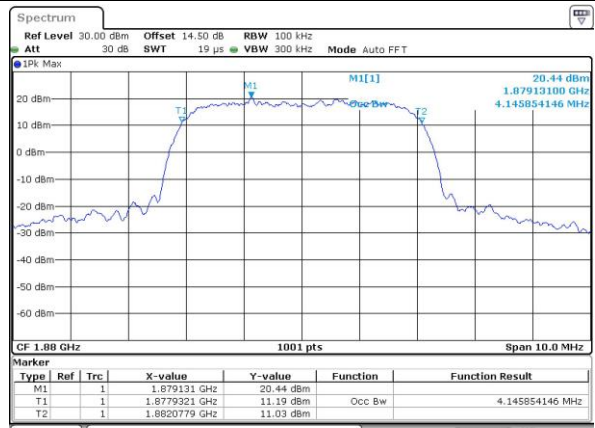
Date: 27.OCT.2022 11:55:19

Middle Channel



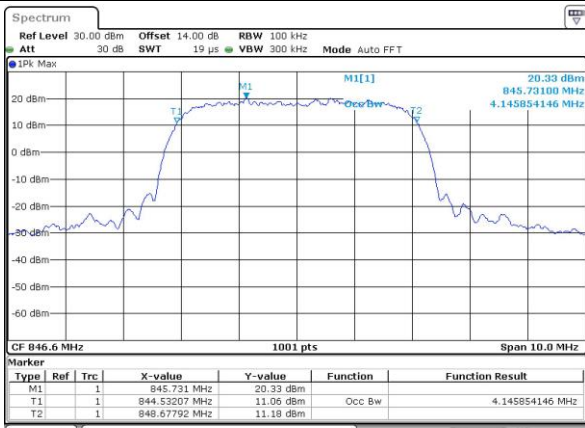
Date: 27.OCT.2022 11:52:14

Middle Channel



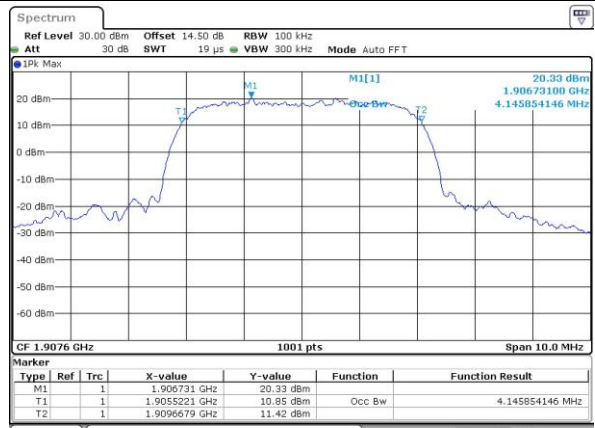
Date: 27.OCT.2022 11:57:54

Highest Channel

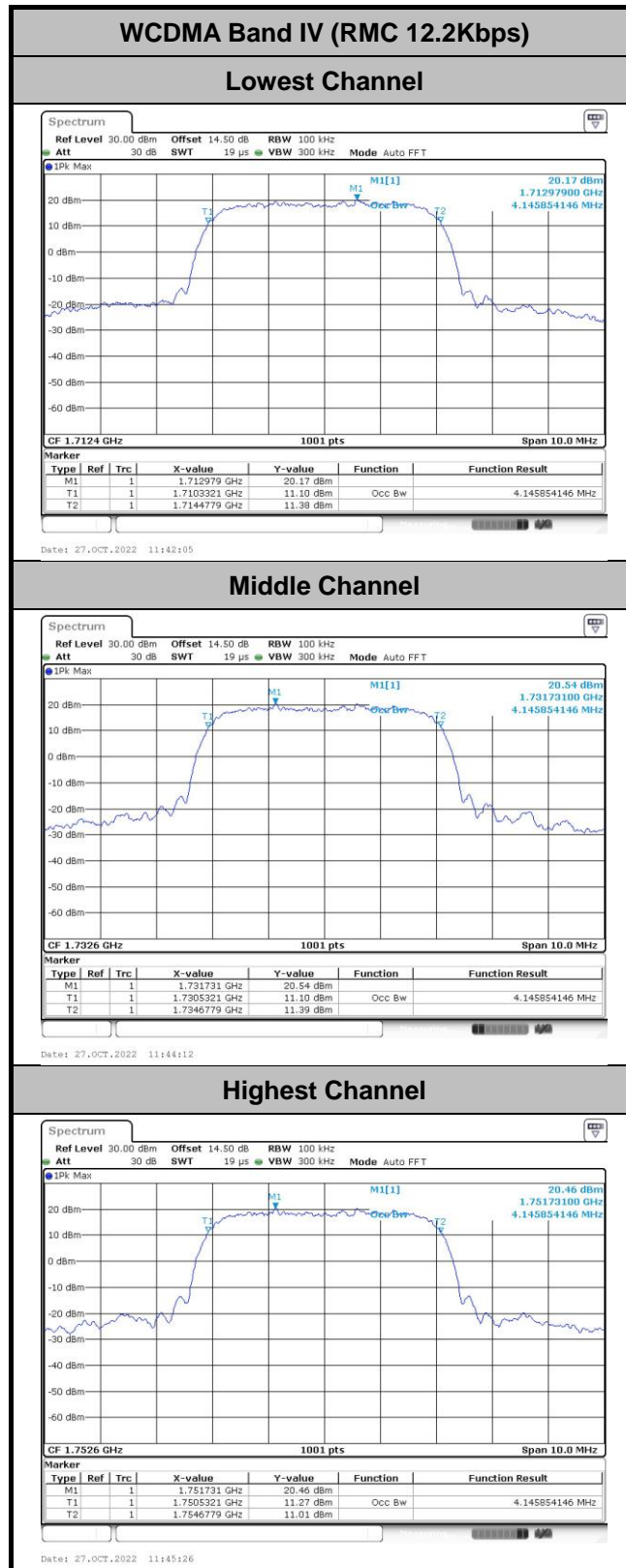


Date: 27.OCT.2022 11:53:25

Highest Channel

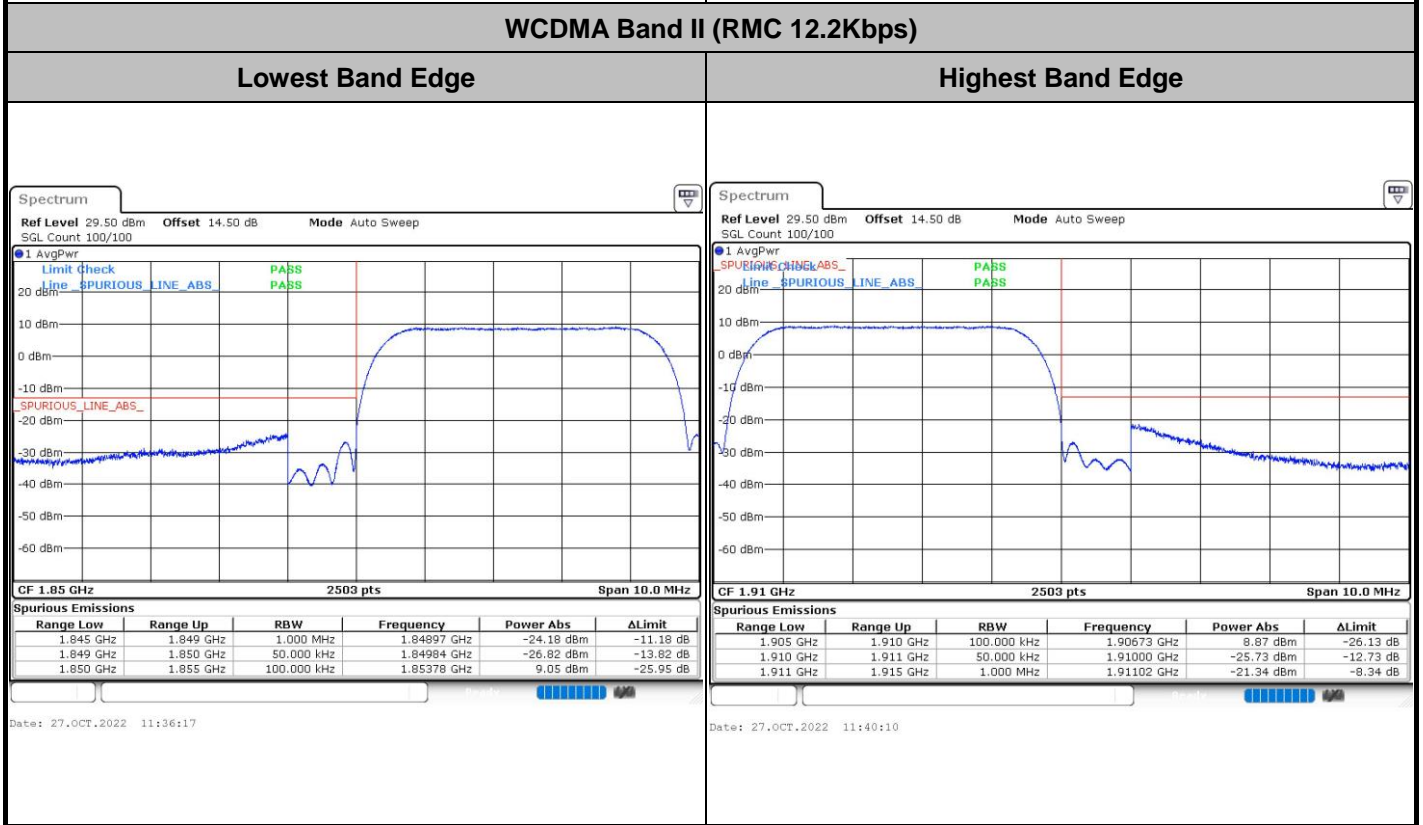
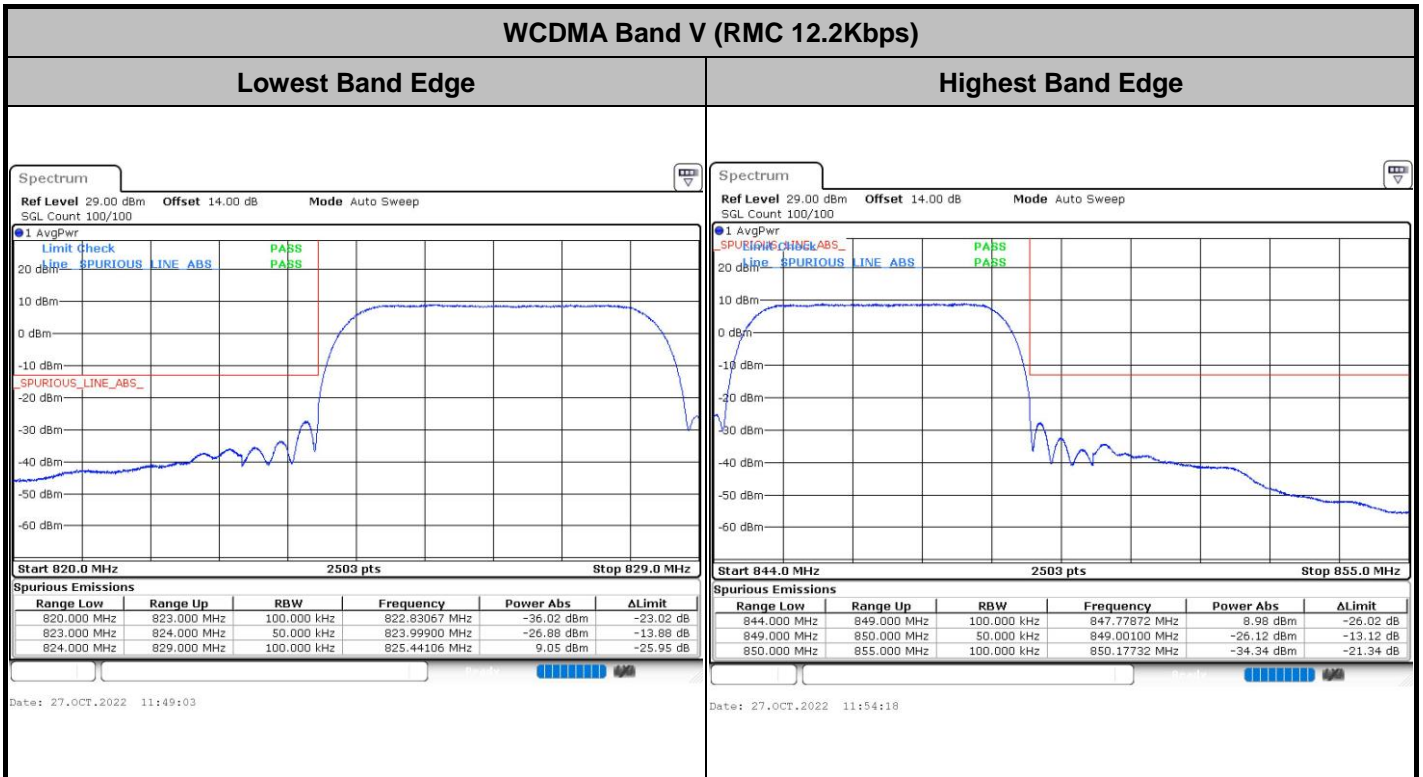


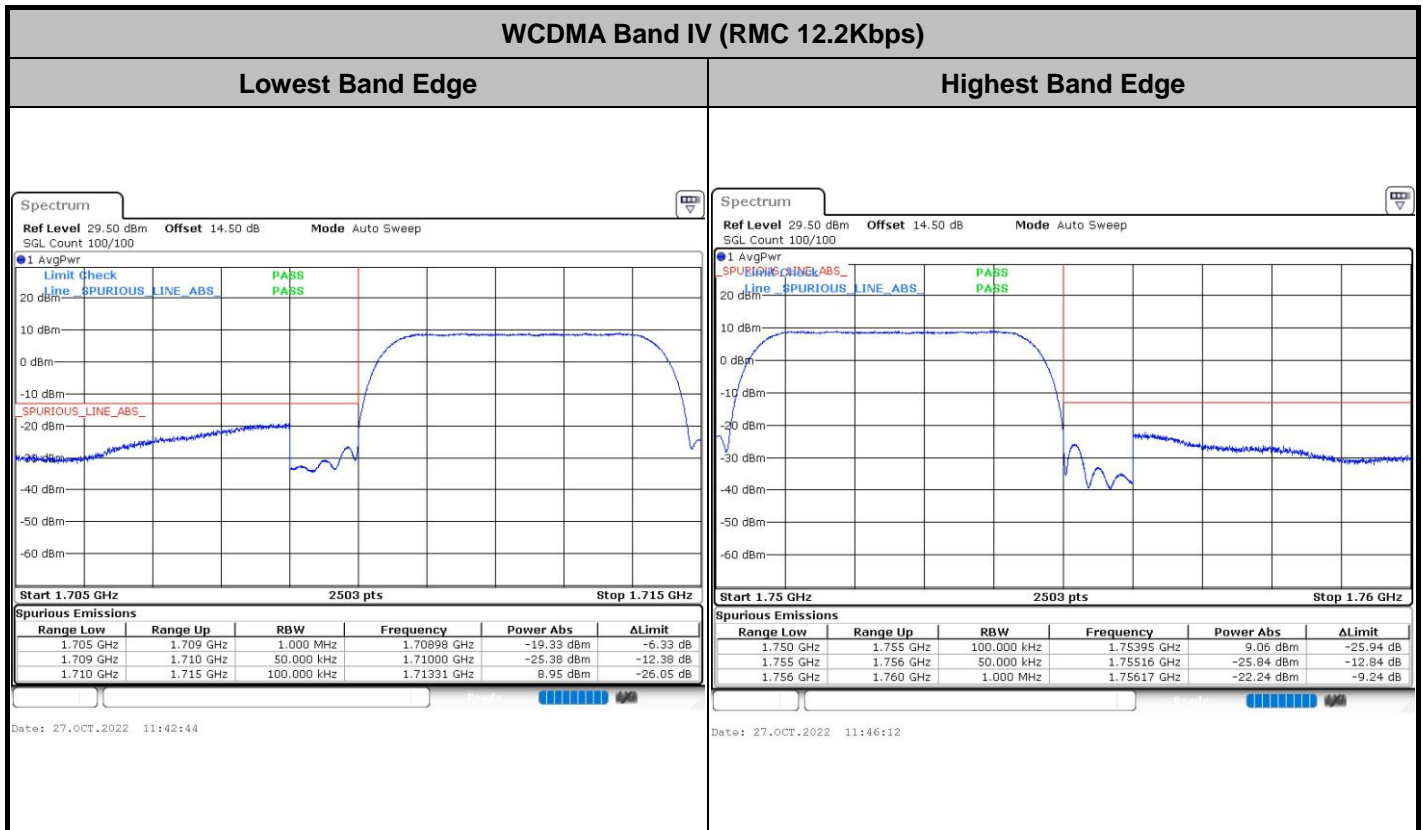
Date: 27.OCT.2022 11:59:13





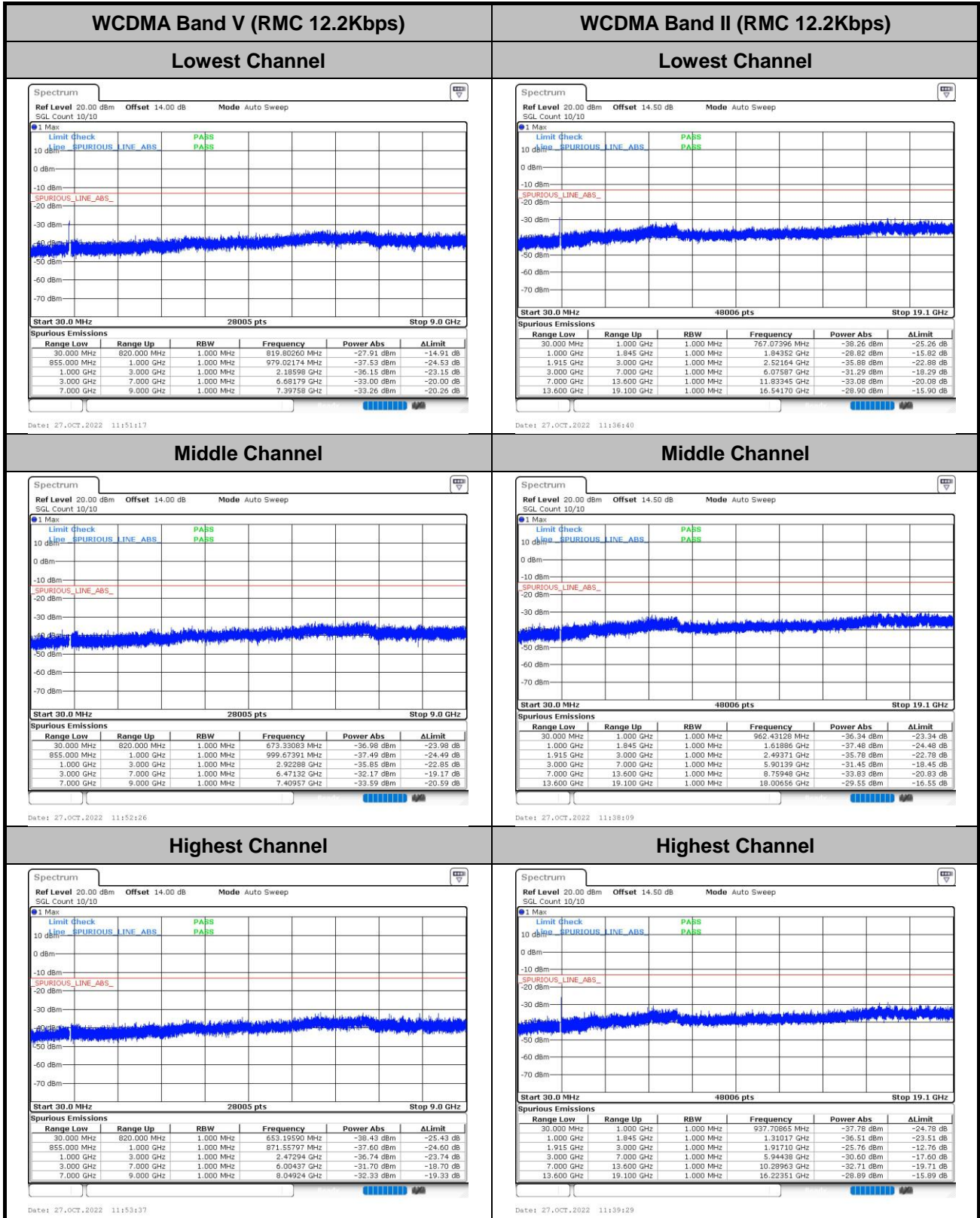
Conducted Band Edge

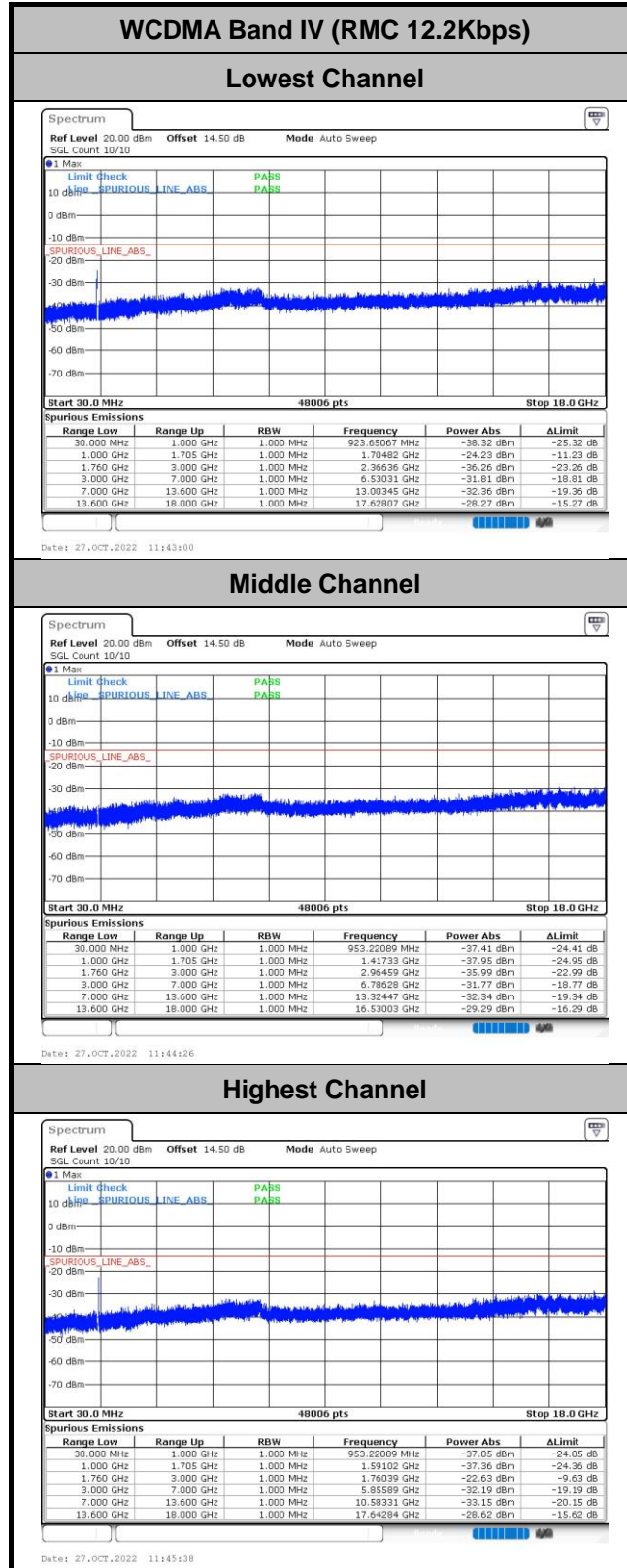






Conducted Spurious Emission







Frequency Stability

Test Conditions	Middle Channel	WCDMA Band V (RMC 12.2Kbps)	Limit 2.5ppm
Temperature (°C)	Voltage (Volt)	Deviation (ppm)	Result
50	Normal Voltage	0.0018	PASS
40	Normal Voltage	0.0026	
30	Normal Voltage	0.0004	
20(Ref.)	Normal Voltage	0.0000	
10	Normal Voltage	0.0023	
0	Normal Voltage	0.0022	
-10	Normal Voltage	0.0000	
-20	Normal Voltage	0.0018	
-30	Normal Voltage	0.0018	
20	Maximum Voltage	0.0014	
20	Normal Voltage	0.0000	
20	Battery End Point	0.0024	

Test Conditions	Middle Channel	WCDMA Band II (RMC 12.2Kbps)	Limit Note 2.
Temperature (°C)	Voltage (Volt)	Deviation (ppm)	Result
50	Normal Voltage	0.0008	PASS
40	Normal Voltage	0.0002	
30	Normal Voltage	0.0002	
20(Ref.)	Normal Voltage	0.0000	
10	Normal Voltage	0.0002	
0	Normal Voltage	0.0001	
-10	Normal Voltage	0.0005	
-20	Normal Voltage	0.0010	
-30	Normal Voltage	0.0004	
20	Maximum Voltage	0.0010	
20	Normal Voltage	0.0000	
20	Battery End Point	0.0002	



Test Conditions	Middle Channel	WCDMA Band IV (RMC 12.2Kbps)	Limit Note 2.
Temperature (°C)	Voltage (Volt)	Deviation (ppm)	Result
50	Normal Voltage	0.0004	PASS
40	Normal Voltage	0.0001	
30	Normal Voltage	0.0002	
20(Ref.)	Normal Voltage	0.0000	
10	Normal Voltage	0.0001	
0	Normal Voltage	0.0002	
-10	Normal Voltage	0.0004	
-20	Normal Voltage	0.0003	
-30	Normal Voltage	0.0001	
20	Maximum Voltage	0.0003	
20	Normal Voltage	0.0000	
20	Battery End Point	0.0006	

Note:

1. Normal Voltage = 7.78V. ; Battery End Point (BEP) = 6.6 V. ; Maximum Voltage =8.96 V
2. The frequency fundamental emissions stay within the authorized frequency block based on the frequency deviation measured is small.



Appendix B. Test Results of Radiated Test

Radiated Spurious Emission

Test Engineer :	Tao Zhang	Temperature :	22~25°C
		Relative Humidity :	48~52%

Pre-scan Ant.0/1 for GSM850/ WCDMA Band V and Ant.4/5 for GSM1900/ WCDMA Band II/ Band IV, only the worst results are recorded in the report.

GSM850 (GSM)-Ant 0									
Channel	Frequency (MHz)	EIRP (dBm)	Limit (dBm)	Over Limit (dB)	SPA Reading (dBm)	S.G. Power (dBm)	TX Cable loss (dB)	TX Antenna Gain (dBi)	Polarization (H/V)
Lowest	1648.4	-64.79	-13	-51.79	-76.35	-68.02	3.98	9.36	H
	2472.6	-59.81	-13	-46.81	-78.45	-63.36	4.85	10.55	H
	3296.8	-58.25	-13	-45.25	-79.03	-63.18	5.50	12.58	H
	1648.4	-63.53	-13	-50.53	-75.73	-66.76	3.98	9.36	V
	2472.6	-59.53	-13	-46.53	-78.49	-63.08	4.85	10.55	V
	3296.8	-57.33	-13	-44.33	-79.00	-62.26	5.50	12.58	V
Middle	1672.8	-64.30	-13	-51.30	-76.01	-67.55	4.00	9.40	H
	2509.2	-59.37	-13	-46.37	-78.27	-62.94	4.88	10.60	H
	3345.6	-58.54	-13	-45.54	-79.61	-63.47	5.52	12.60	H
	1672.8	-63.67	-13	-50.67	-76.09	-66.92	4.00	9.40	V
	2509.2	-59.05	-13	-46.05	-78.16	-62.62	4.88	10.60	V
	3345.6	-57.84	-13	-44.84	-79.21	-62.77	5.52	12.60	V
Highest	1697.6	-64.52	-13	-51.52	-76.52	-67.69	4.10	9.42	H
	2546.4	-58.92	-13	-45.92	-77.98	-62.50	4.90	10.63	H
	3395.2	-58.76	-13	-45.76	-78.55	-63.68	5.55	12.62	H
	1697.6	-63.85	-13	-50.85	-76.52	-67.02	4.10	9.42	V
	2546.4	-59.33	-13	-46.33	-78.61	-62.91	4.90	10.63	V
	3395.2	-57.62	-13	-44.62	-78.74	-62.54	5.55	12.62	V

Remark: Spurious emissions within 30-1000MHz were found more than 20dB below limit line.



GSM850 (EDGE 1 Tx slots)-Ant 0									
Channel	Frequency (MHz)	EIRP (dBm)	Limit (dBm)	Over Limit (dB)	SPA Reading (dBm)	S.G. Power (dBm)	TX Cable loss (dB)	TX Antenna Gain (dBi)	Polarization (H/V)
Lowest	1648.4	-65.15	-13	-52.15	-76.71	-68.38	3.98	9.36	H
	2472.6	-60.05	-13	-47.05	-78.69	-63.60	4.85	10.55	H
	3296.8	-58.79	-13	-45.79	-79.57	-63.72	5.50	12.58	H
	1648.4	-64.32	-13	-51.32	-76.52	-67.55	3.98	9.36	V
	2472.6	-59.53	-13	-46.53	-78.49	-63.08	4.85	10.55	V
	3296.8	-57.69	-13	-44.69	-79.36	-62.62	5.50	12.58	V
Middle	1672.8	-64.75	-13	-51.75	-76.46	-68.00	4.00	9.40	H
	2509.2	-59.24	-13	-46.24	-78.14	-62.81	4.88	10.60	H
	3345.6	-58.68	-13	-45.68	-79.75	-63.61	5.52	12.60	H
	1672.8	-63.49	-13	-50.49	-75.91	-66.74	4.00	9.40	V
	2509.2	-59.06	-13	-46.06	-78.17	-62.63	4.88	10.60	V
	3345.6	-58.23	-13	-45.23	-79.60	-63.16	5.52	12.60	V
Highest	1697.6	-65.13	-13	-52.13	-77.13	-68.30	4.10	9.42	H
	2546.4	-59.67	-13	-46.67	-78.73	-63.25	4.90	10.63	H
	3395.2	-58.95	-13	-45.95	-78.74	-63.87	5.55	12.62	H
	1697.6	-64.41	-13	-51.41	-77.08	-67.58	4.10	9.42	V
	2546.4	-59.03	-13	-46.03	-78.31	-62.61	4.90	10.63	V
	3395.2	-57.88	-13	-44.88	-79.00	-62.80	5.55	12.62	V

Remark: Spurious emissions within 30-1000MHz were found more than 20dB below limit line.



GSM1900 (GSM)-Ant 5									
Channel	Frequency (MHz)	EIRP (dBm)	Limit (dBm)	Over Limit (dB)	SPA Reading (dBm)	S.G. Power (dBm)	TX Cable loss (dB)	TX Antenna Gain (dBi)	Polarization (H/V)
Lowest	3700.4	-56.62	-13	-43.62	-79.62	-63.38	5.82	12.58	H
	5550.6	-56.83	-13	-43.83	-81.24	-62.55	7.28	13.00	H
	7400.8	-54.91	-13	-41.91	-81.67	-58.07	8.32	11.48	H
	3700.4	-54.89	-13	-41.89	-79.58	-61.65	5.82	12.58	V
	5550.6	-56.82	-13	-43.82	-81.66	-62.54	7.28	13.00	V
	7400.8	-54.80	-13	-41.80	-81.53	-57.96	8.32	11.48	V
Middle	3760	-57.71	-13	-44.71	-80.05	-64.46	5.85	12.60	H
	5640	-57.08	-13	-44.08	-81.20	-62.88	7.30	13.10	H
	7520	-55.53	-13	-42.53	-81.81	-58.68	8.35	11.50	H
	3760	-54.71	-13	-41.71	-80.21	-61.46	5.85	12.60	V
	5640	-56.83	-13	-43.83	-81.1	-62.63	7.30	13.10	V
	7520	-55.29	-13	-42.29	-81.55	-58.44	8.35	11.50	V
Highest	3819.6	-56.83	-13	-43.83	-79.61	-63.57	5.88	12.62	H
	5729.4	-56.87	-13	-43.87	-81.49	-62.68	7.32	13.13	H
	7639.2	-55.41	-13	-42.41	-81.28	-58.57	8.38	11.54	H
	3819.6	-55.93	-13	-42.93	-80.31	-62.67	5.88	12.62	V
	5729.4	-56.03	-13	-43.03	-81.13	-61.84	7.32	13.13	V
	7639.2	-54.33	-13	-41.33	-81.23	-57.49	8.38	11.54	V

Remark: Spurious emissions within 30-1000MHz were found more than 20dB below limit line.



GSM1900 (EDGE 1 Tx slots)-Ant 5									
Channel	Frequency (MHz)	EIRP (dBm)	Limit (dBm)	Over Limit (dB)	SPA Reading (dBm)	S.G. Power (dBm)	TX Cable loss (dB)	TX Antenna Gain (dBi)	Polarization (H/V)
Lowest	3700.4	-56.46	-13	-43.46	-79.46	-63.22	5.82	12.58	H
	5550.6	-56.71	-13	-43.71	-81.12	-62.43	7.28	13.00	H
	7400.8	-54.68	-13	-41.68	-81.44	-57.84	8.32	11.48	H
	3700.4	-54.94	-13	-41.94	-79.63	-61.70	5.82	12.58	V
	5550.6	-56.53	-13	-43.53	-81.37	-62.25	7.28	13.00	V
	7400.8	-54.44	-13	-41.44	-81.17	-57.60	8.32	11.48	V
Middle	3760	-57.21	-13	-44.21	-79.55	-63.96	5.85	12.60	H
	5640	-57.00	-13	-44.00	-81.12	-62.80	7.30	13.10	H
	7520	-55.45	-13	-42.45	-81.73	-58.60	8.35	11.50	H
	3760	-55.09	-13	-42.09	-80.59	-61.84	5.85	12.60	V
	5640	-56.91	-13	-43.91	-81.18	-62.71	7.30	13.10	V
	7520	-55.35	-13	-42.35	-81.61	-58.50	8.35	11.50	V
Highest	3819.6	-57.51	-13	-44.51	-80.29	-64.25	5.88	12.62	H
	5729.4	-56.54	-13	-43.54	-81.16	-62.35	7.32	13.13	H
	7639.2	-55.59	-13	-42.59	-81.46	-58.75	8.38	11.54	H
	3819.6	-55.49	-13	-42.49	-79.87	-62.23	5.88	12.62	V
	5729.4	-56.13	-13	-43.13	-81.23	-61.94	7.32	13.13	V
	7639.2	-54.19	-13	-41.19	-81.09	-57.35	8.38	11.54	V

Remark: Spurious emissions within 30-1000MHz were found more than 20dB below limit line.



WCDMA Band V(RMC 12.2Kbps)-Ant 0									
Channel	Frequency (MHz)	EIRP (dBm)	Limit (dBm)	Over Limit (dB)	SPA Reading (dBm)	S.G. Power (dBm)	TX Cable loss (dB)	TX Antenna Gain (dBi)	Polarization (H/V)
Lowest	1652.8	-64.91	-13	-51.91	-76.47	-68.14	3.98	9.36	H
	2479.2	-59.76	-13	-46.76	-78.40	-63.31	4.85	10.55	H
	3305.6	-58.27	-13	-45.27	-79.15	-63.20	5.50	12.58	H
	1652.8	-64.35	-13	-51.35	-76.55	-67.58	3.98	9.36	V
	2479.2	-59.53	-13	-46.53	-78.49	-63.08	4.85	10.55	V
	3305.6	-57.40	-13	-44.40	-78.98	-62.33	5.50	12.58	V
Middle	1672.8	-64.69	-13	-51.69	-76.40	-67.94	4.00	9.40	H
	2509.2	-59.44	-13	-46.44	-78.34	-63.01	4.88	10.60	H
	3345.6	-58.54	-13	-45.54	-79.61	-63.47	5.52	12.60	H
	1672.8	-63.77	-13	-50.77	-76.19	-67.02	4.00	9.40	V
	2509.2	-59.35	-13	-46.35	-78.46	-62.92	4.88	10.60	V
	3345.6	-58.27	-13	-45.27	-79.64	-63.20	5.52	12.60	V
Highest	1693.2	-64.80	-13	-51.80	-76.80	-67.97	4.10	9.42	H
	2539.8	-59.54	-13	-46.54	-78.59	-63.12	4.90	10.63	H
	3386.4	-59.21	-13	-46.21	-79.42	-64.13	5.55	12.62	H
	1693.2	-63.98	-13	-50.98	-76.65	-67.15	4.10	9.42	V
	2539.8	-59.32	-13	-46.32	-78.59	-62.90	4.90	10.63	V
	3386.4	-58.27	-13	-45.27	-79.47	-63.19	5.55	12.62	V

Remark: Spurious emissions within 30-1000MHz were found more than 20dB below limit line.



WCDMA Band II(RMC 12.2Kbps)-Ant 5									
Channel	Frequency (MHz)	EIRP (dBm)	Limit (dBm)	Over Limit (dB)	SPA Reading (dBm)	S.G. Power (dBm)	TX Cable loss (dB)	TX Antenna Gain (dBi)	Polarization (H/V)
Lowest	3704.8	-56.99	-13	-43.99	-79.99	-63.75	5.82	12.58	H
	5557.2	-57.25	-13	-44.25	-81.66	-62.97	7.28	13.00	H
	7409.6	-54.38	-13	-41.38	-81.13	-57.54	8.32	11.48	H
	3704.8	-54.77	-13	-41.77	-79.46	-61.53	5.82	12.58	V
	5557.2	-56.68	-13	-43.68	-81.52	-62.40	7.28	13.00	V
	7409.6	-54.51	-13	-41.51	-81.23	-57.67	8.32	11.48	V
Middle	3760	-57.48	-13	-44.48	-79.82	-64.23	5.85	12.60	H
	5640	-56.79	-13	-43.79	-80.91	-62.59	7.30	13.10	H
	7520	-55.10	-13	-42.10	-81.38	-58.25	8.35	11.50	H
	3760	-54.93	-13	-41.93	-80.43	-61.68	5.85	12.60	V
	5640	-56.73	-13	-43.73	-81	-62.53	7.30	13.10	V
	7520	-55.33	-13	-42.33	-81.59	-58.48	8.35	11.50	V
Highest	3815.2	-57.31	-13	-44.31	-80.09	-64.05	5.88	12.62	H
	5722.8	-56.21	-13	-43.21	-80.83	-62.02	7.32	13.13	H
	7630.4	-55.79	-13	-42.79	-81.71	-58.95	8.38	11.54	H
	3815.2	-55.81	-13	-42.81	-80.19	-62.55	5.88	12.62	V
	5722.8	-56.28	-13	-43.28	-81.38	-62.09	7.32	13.13	V
	7630.4	-54.64	-13	-41.64	-81.24	-57.80	8.38	11.54	V

Remark: Spurious emissions within 30-1000MHz were found more than 20dB below limit line.



WCDMA Band IV(RMC 12.2Kbps)-Ant 4									
Channel	Frequency (MHz)	EIRP (dBm)	Limit (dBm)	Over Limit (dB)	SPA Reading (dBm)	S.G. Power (dBm)	TX Cable loss (dB)	TX Antenna Gain (dBi)	Polarization (H/V)
Lowest	3424.8	-60.07	-13	-47.07	-81.44	-66.95	5.60	12.48	H
	5137.2	-57.52	-13	-44.52	-81.21	-63.20	7.10	12.78	H
	6849.6	-55.98	-13	-42.98	-81.59	-59.37	8.38	11.77	H
	3424.8	-58.68	-13	-45.68	-81.12	-65.56	5.60	12.48	V
	5137.2	-57.05	-13	-44.05	-81.48	-62.73	7.10	12.78	V
	6849.6	-53.86	-13	-40.86	-81.3	-57.25	8.38	11.77	V
Middle	3465.2	-58.97	-13	-45.97	-80.92	-65.82	5.65	12.50	H
	5197.8	-56.62	-13	-43.62	-80.78	-62.29	7.13	12.80	H
	6930.4	-55.35	-13	-42.35	-81.05	-58.75	8.40	11.80	H
	3465.2	-58.58	-13	-45.58	-80.33	-65.43	5.65	12.50	V
	5197.8	-56.36	-13	-43.36	-80.79	-62.03	7.13	12.80	V
	6930.4	-54.73	-13	-41.73	-81.35	-58.13	8.40	11.80	V
Highest	3505.2	-58.40	-13	-45.40	-79.93	-65.24	5.68	12.52	H
	5257.8	-57.51	-13	-44.51	-81.84	-63.18	7.15	12.82	H
	7010.4	-55.72	-13	-42.72	-81.56	-59.15	8.42	11.85	H
	3505.2	-58.31	-13	-45.31	-81.38	-65.15	5.68	12.52	V
	5257.8	-57.39	-13	-44.39	-81.69	-63.06	7.15	12.82	V
	7010.4	-55.43	-13	-42.43	-81.62	-58.86	8.42	11.85	V

Remark: Spurious emissions within 30-1000MHz were found more than 20dB below limit line.