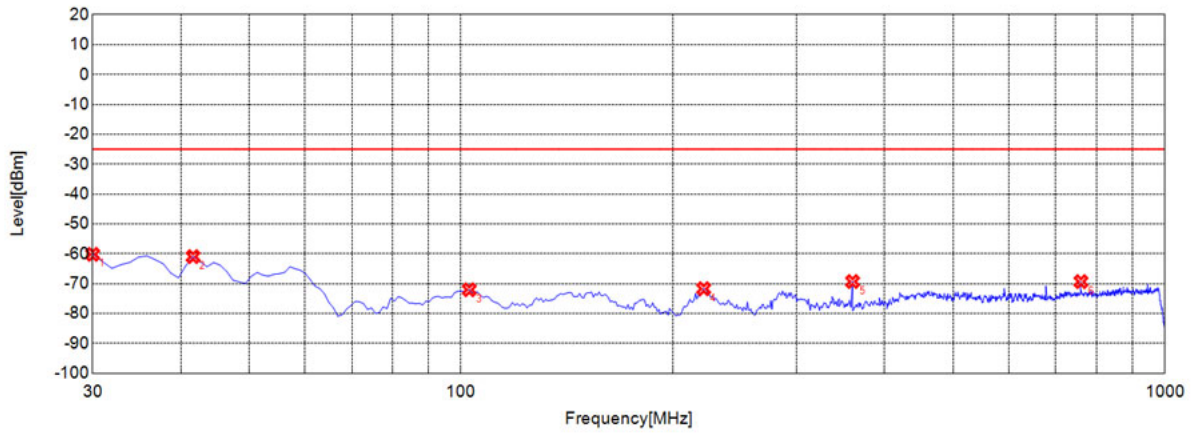




Test Graph



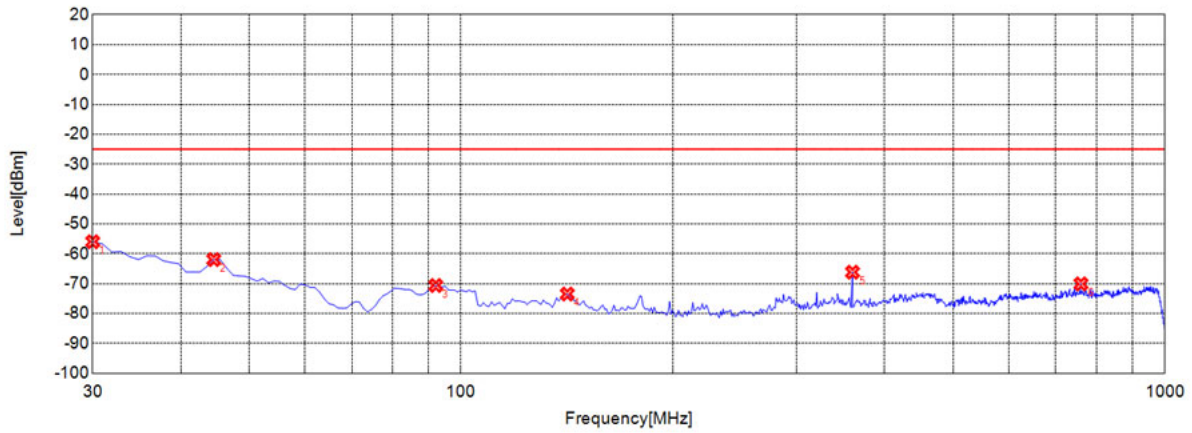
Final Test

Suspected List								
NO.	Freq. [MHz]	Level [dBm]	Limit [dBm]	Margin [dB]	Factor [dB]	Path [dB]	Air [dB]	Ant. Pol.
1	30.0000	-60.2	-	35.20	-11.53	-	28.06	Horizontal
2	41.6520	-60.96	-	35.96	-7.02	-	32.48	Horizontal
3	102.8230	-72.05	-	47.05	-18.40	-	21.22	Horizontal
4	221.2810	-71.71	-	46.71	-14.45	-	25.49	Horizontal
5	360.1300	-69.3	-	44.30	-14.07	-	25.40	Horizontal
6	760.1700	-69.32	-	44.32	-6.78	-	31.72	Horizontal

DC_2A_n77(3450-3550MHz) 633334 80MHz DFT-s-OFDM QPSK RB Size-1 RB Offset-1 SCS 30KHz 30M-1G H



Test Graph



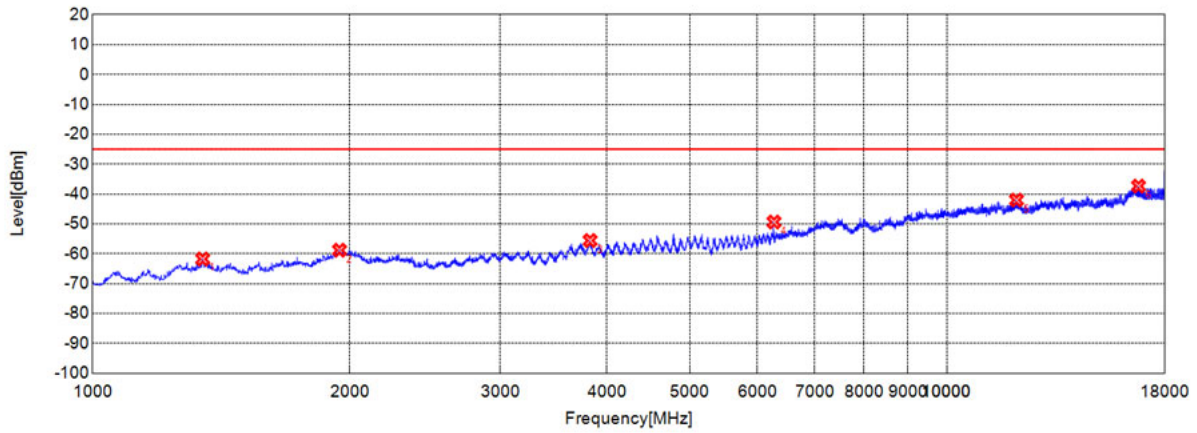
Final Test

Suspected List								
NO.	Freq. [MHz]	Level [dBm]	Limit [dBm]	Margin [dB]	Factor [dB]	Path [dB]	Air [dB]	Ant. Pol.
1	30.0000	-55.98	-25.00	30.98	-17.00	-	22.59	Vertical
2	44.5650	-61.95	-25.00	36.95	-15.84	-	23.69	Vertical
3	92.1420	-70.62	-25.00	45.62	-16.51	-	23.02	Vertical
4	141.6620	-73.47	-25.00	48.47	-16.66	-	23.22	Vertical
5	360.1300	-66.17	-25.00	41.17	-13.62	-	25.85	Vertical
6	760.1700	-70.09	-25.00	45.09	-6.59	-	31.91	Vertical

DC_2A_n77(3450-3550MHz) 633334 80MHz DFT-s-OFDM QPSK RB Size-1 RB Offset-1 SCS 30KHz 30M-1G V



Test Graph



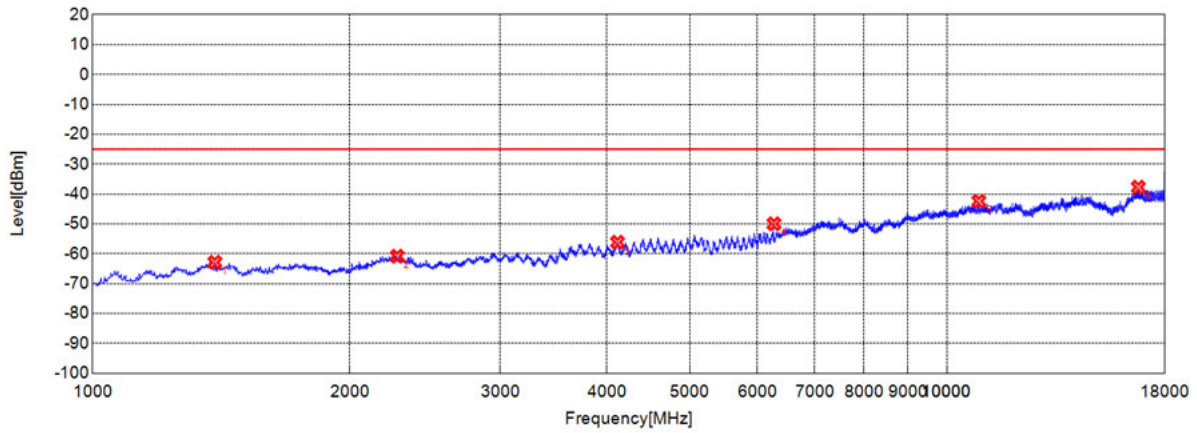
Final Test

Suspected List								
NO.	Freq. [MHz]	Level [dBm]	Limit [dBm]	Margin [dB]	Factor [dB]	Path [dB]	Air [dB]	Ant. Pol.
1	1345.1150	-61.76	-	36.76	-13.11	-	37.32	Horizontal
2	1945.3150	-58.81	-	33.81	-8.41	-	41.27	Horizontal
3	3822.6080	-55.57	-	30.57	-6.90	-	39.56	Horizontal
4	6276.0460	-49.38	-	24.38	-0.78	-	42.04	Horizontal
5	12067.0110	-42.02	-	17.02	12.65	-	49.45	Horizontal
6	16769.7950	-37.35	-	12.35	19.53	-	51.63	Horizontal

DC_2A_n77(3450-3550MHz) 634000 80MHz DFT-s-OFDM QPSK RB Size-1 RB Offset-1 SCS 30KHz 1-18G H



Test Graph



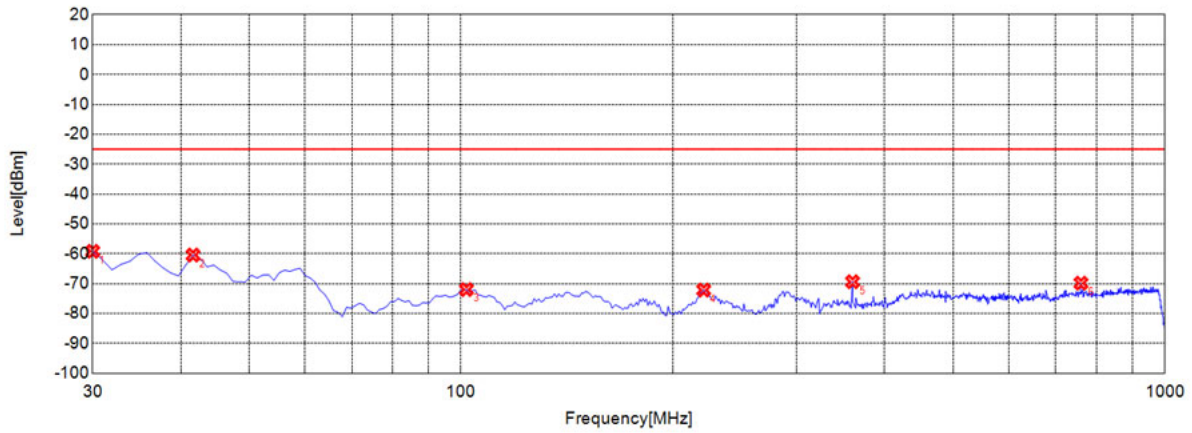
Final Test

Suspected List								
NO.	Freq. [MHz]	Level [dBm]	Limit [dBm]	Margin [dB]	Factor [dB]	Path [dB]	Air [dB]	Ant. Pol.
1	1390.1300	-62.86	-25.00	37.86	-13.18	-	37.18	Vertical
2	2272.0910	-60.83	-25.00	35.83	-10.14	-	39.15	Vertical
3	4116.0390	-56.14	-25.00	31.14	-6.72	-	39.52	Vertical
4	6276.0460	-49.97	-25.00	24.97	-0.87	-	41.95	Vertical
5	10902.8170	-42.42	-25.00	17.42	11.63	-	49.51	Vertical
6	16759.7930	-37.72	-25.00	12.72	18.77	-	50.88	Vertical

DC_2A_n77(3450-3550MHz) 634000 80MHz DFT-s-OFDM QPSK RB Size-1 RB Offset-1 SCS 30KHz 1-18G V



Test Graph



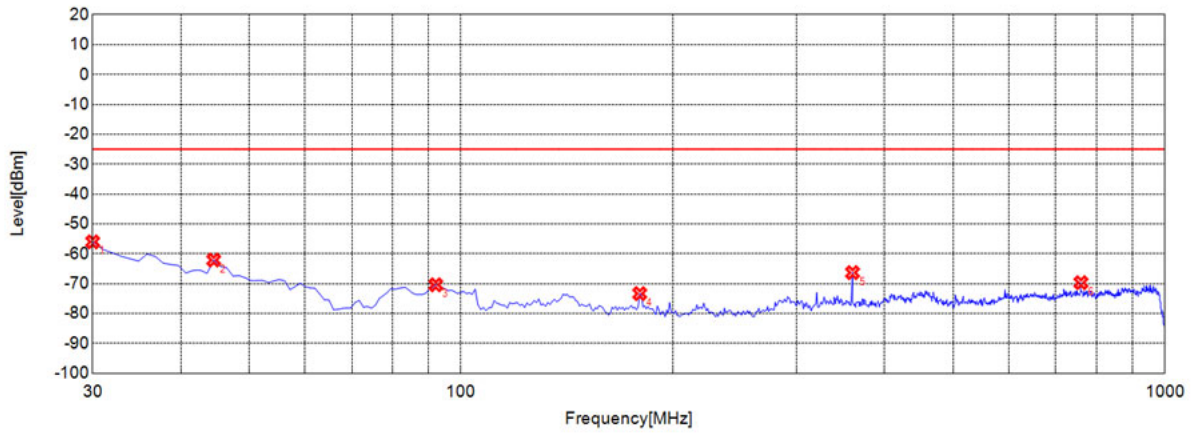
Final Test

Suspected List								
NO.	Freq. [MHz]	Level [dBm]	Limit [dBm]	Margin [dB]	Factor [dB]	Path [dB]	Air [dB]	Ant. Pol.
1	30.0000	-59.17	-	34.17	-11.53	-	28.06	Horizontal
2	41.6520	-60.42	-	35.42	-7.02	-	32.48	Horizontal
3	101.8520	-71.97	-	46.97	-18.39	-	21.25	Horizontal
4	221.2810	-72.14	-	47.14	-14.45	-	25.49	Horizontal
5	360.1300	-69.37	-	44.37	-14.07	-	25.40	Horizontal
6	760.1700	-69.84	-	44.84	-6.78	-	31.72	Horizontal

DC_2A_n77(3450-3550MHz) 634000 80MHz DFT-s-OFDM QPSK RB Size-1 RB Offset-1 SCS 30KHz 30M-1G H



Test Graph



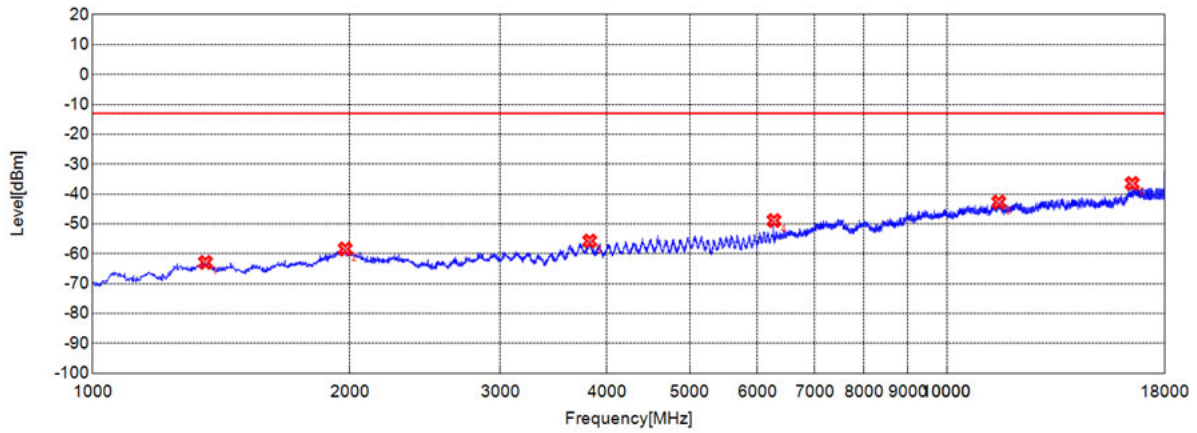
Final Test

Suspected List								
NO.	Freq. [MHz]	Level [dBm]	Limit [dBm]	Margin [dB]	Factor [dB]	Path [dB]	Air [dB]	Ant. Pol.
1	30.0000	-56.02	-25.00	31.02	-17.00	-	22.59	Vertical
2	44.5650	-62.1	-25.00	37.10	-15.84	-	23.69	Vertical
3	92.1420	-70.39	-25.00	45.39	-16.51	-	23.02	Vertical
4	179.5300	-73.33	-25.00	48.33	-18.46	-	21.44	Vertical
5	360.1300	-66.31	-25.00	41.31	-13.62	-	25.85	Vertical
6	760.1700	-69.67	-25.00	44.67	-6.59	-	31.91	Vertical

DC_2A_n77(3450-3550MHz) 634000 80MHz DFT-s-OFDM QPSK RB Size-1 RB Offset-1 SCS 30KHz 30M-1G V



Test Graph



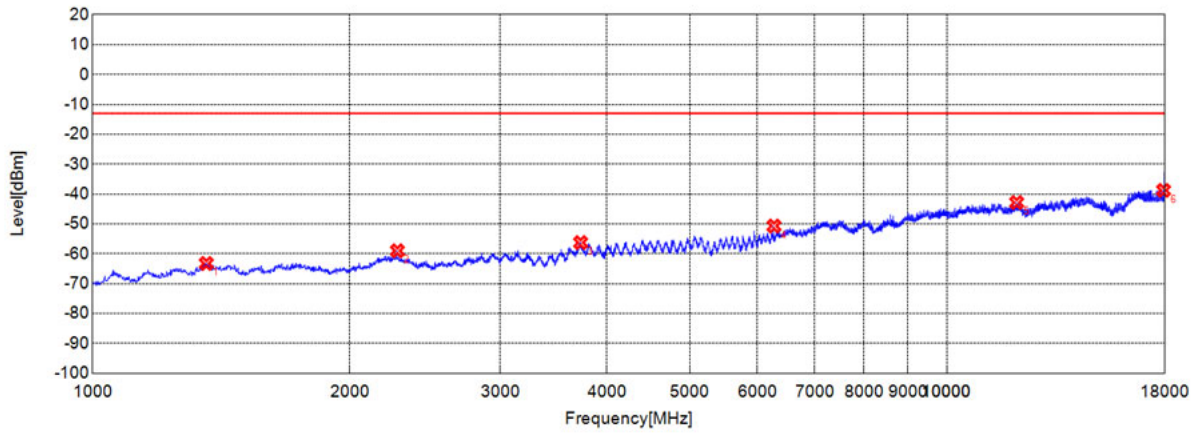
Final Test

Suspected List								
NO.	Freq. [MHz]	Level [dBm]	Limit [dBm]	Margin [dB]	Factor [dB]	Path [dB]	Air [dB]	Ant. Pol.
1	1355.1180	-62.88	-	49.88	-13.17	-	37.24	Horizontal
2	1975.3250	-58.41	-	45.41	-7.98	-	41.69	Horizontal
3	3819.2730	-55.73	-	42.73	-6.90	-	39.55	Horizontal
4	6276.0460	-48.88	-	35.88	-0.78	-	42.04	Horizontal
5	11504.9170	-42.73	-	29.73	12.10	-	49.89	Horizontal
6	16483.7470	-36.47	-	23.47	19.10	-	51.46	Horizontal

DC_2A_n77(3700-3980MHz) 650000 100MHz DFT-s-OFDM QPSK RB Size-1 RB Offset-1 SCS 30KHz 1-18G H



Test Graph



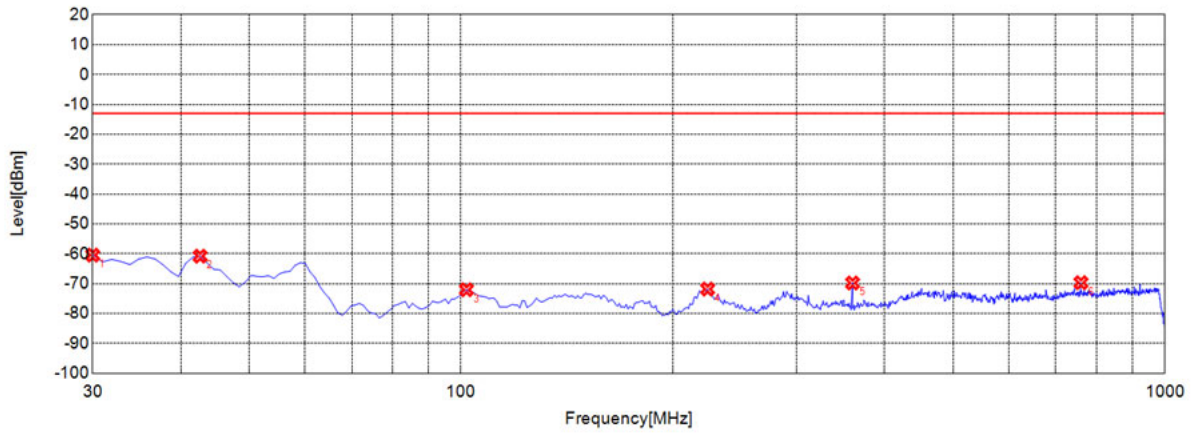
Final Test

Suspected List								
NO.	Freq. [MHz]	Level [dBm]	Limit [dBm]	Margin [dB]	Factor [dB]	Path [dB]	Air [dB]	Ant. Pol.
1	1358.4530	-63.25	-13.00	50.25	-13.65	-	36.76	Vertical
2	2273.7580	-58.99	-13.00	45.99	-10.15	-	39.14	Vertical
3	3725.9090	-56.25	-13.00	43.25	-7.69	-	39.07	Vertical
4	6276.0460	-50.72	-13.00	37.72	-0.87	-	41.95	Vertical
5	12073.0120	-42.85	-13.00	29.85	11.99	-	48.79	Vertical
6	17939.9900	-38.79	-13.00	25.79	23.42	-	55.15	Vertical

DC_2A_n77(3700-3980MHz) 650000 100MHz DFT-s-OFDM QPSK RB Size-1 RB Offset-1 SCS 30KHz 1-18G V



Test Graph



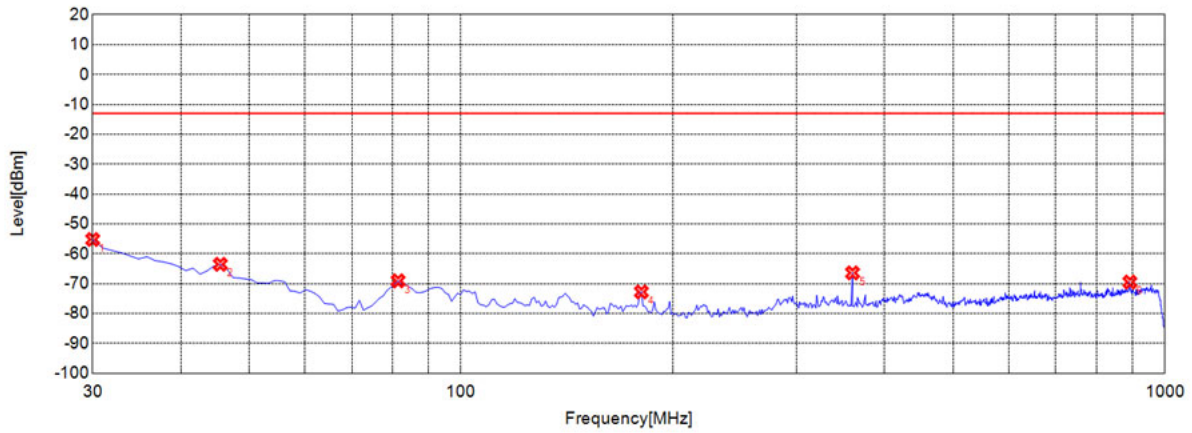
Final Test

Suspected List								
NO.	Freq. [MHz]	Level [dBm]	Limit [dBm]	Margin [dB]	Factor [dB]	Path [dB]	Air [dB]	Ant. Pol.
1	30.0000	-60.44	-	47.44	-11.53	-	28.06	Horizontal
2	42.6230	-60.81	-	47.81	-7.01	-	32.47	Horizontal
3	101.8520	-72.03	-	59.03	-18.39	-	21.25	Horizontal
4	224.1940	-71.82	-	58.82	-13.99	-	25.96	Horizontal
5	360.1300	-69.79	-	56.79	-14.07	-	25.40	Horizontal
6	760.1700	-69.67	-	56.67	-6.78	-	31.72	Horizontal

DC_2A_n77(3700-3980MHz) 650000 100MHz DFT-s-OFDM QPSK RB Size-1 RB Offset-1 SCS 30KHz 30M-1G H



Test Graph



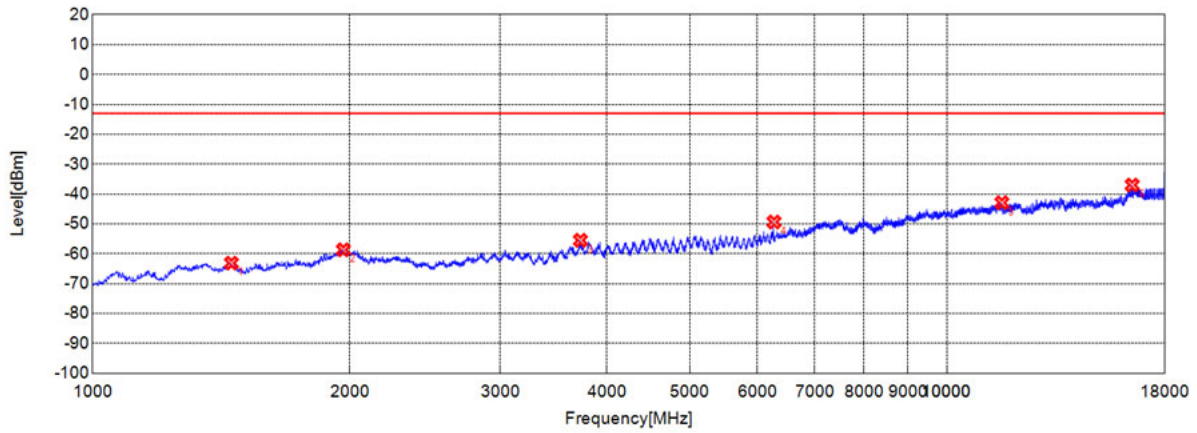
Final Test

Suspected List								
NO.	Freq. [MHz]	Level [dBm]	Limit [dBm]	Margin [dB]	Factor [dB]	Path [dB]	Air [dB]	Ant. Pol.
1	30.0000	-55.22	-13.00	42.22	-17.00	-	22.59	Vertical
2	45.5360	-63.54	-13.00	50.54	-15.78	-	23.79	Vertical
3	81.4610	-69.06	-13.00	56.06	-20.22	-	19.28	Vertical
4	180.5010	-72.78	-13.00	59.78	-18.39	-	21.52	Vertical
5	360.1300	-66.4	-13.00	53.40	-13.62	-	25.85	Vertical
6	892.2220	-69.47	-13.00	56.47	-5.74	-	32.69	Vertical

DC_2A_n77(3700-3980MHz) 650000 100MHz DFT-s-OFDM QPSK RB Size-1 RB Offset-1 SCS 30KHz 30M-1G V



Test Graph



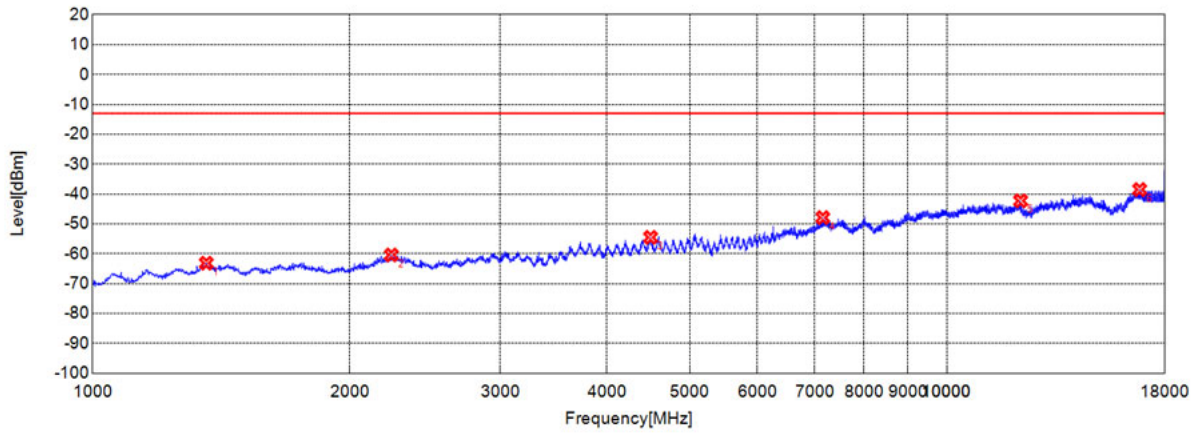
Final Test

Suspected List								
NO.	Freq. [MHz]	Level [dBm]	Limit [dBm]	Margin [dB]	Factor [dB]	Path [dB]	Air [dB]	Ant. Pol.
1	1453.4840	-63.12	-	50.12	-13.78	-	36.46	Horizontal
2	1965.3220	-58.69	-	45.69	-8.12	-	41.55	Horizontal
3	3724.2410	-55.5	-	42.50	-7.56	-	39.21	Horizontal
4	6276.0460	-49.38	-	36.38	-0.78	-	42.04	Horizontal
5	11600.9330	-42.91	-	29.91	12.22	-	49.81	Horizontal
6	16485.7480	-37.01	-	24.01	19.11	-	51.46	Horizontal

DC_2A_n77(3700-3980MHz) 656000 100MHz DFT-s-OFDM QPSK RB Size-1 RB Offset-1 SCS 30KHz 1-18G H



Test Graph



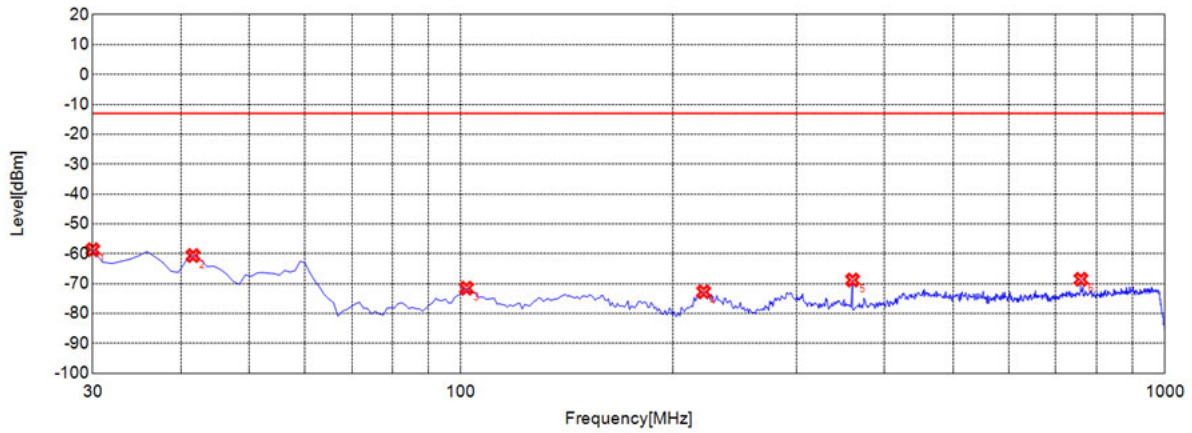
Final Test

Suspected List								
NO.	Freq. [MHz]	Level [dBm]	Limit [dBm]	Margin [dB]	Factor [dB]	Path [dB]	Air [dB]	Ant. Pol.
1	1358.4530	-63.15	-13.00	50.15	-13.65	-	36.76	Vertical
2	2237.0790	-60.41	-13.00	47.41	-9.99	-	39.33	Vertical
3	4499.5000	-54.52	-13.00	41.52	-5.57	-	40.10	Vertical
4	7158.1930	-47.9	-13.00	34.90	3.53	-	45.26	Vertical
5	12203.0340	-42.28	-13.00	29.28	11.97	-	48.88	Vertical
6	16819.8030	-38.52	-13.00	25.52	18.99	-	51.06	Vertical

DC_2A_n77(3700-3980MHz) 656000 100MHz DFT-s-OFDM QPSK RB Size-1 RB Offset-1 SCS 30KHz 1-18G V



Test Graph



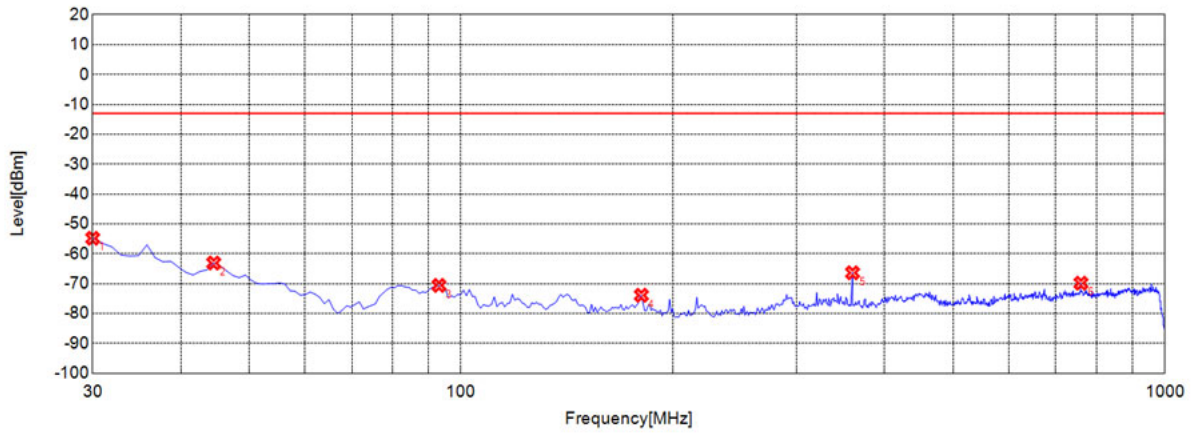
Final Test

Suspected List								
NO.	Freq. [MHz]	Level [dBm]	Limit [dBm]	Margin [dB]	Factor [dB]	Path [dB]	Air [dB]	Ant. Pol.
1	30.0000	-58.64	-	45.64	-11.53	-	28.06	Horizontal
2	41.6520	-60.59	-	47.59	-7.02	-	32.48	Horizontal
3	101.8520	-71.52	-	58.52	-18.39	-	21.25	Horizontal
4	221.2810	-72.75	-	59.75	-14.45	-	25.49	Horizontal
5	360.1300	-68.78	-	55.78	-14.07	-	25.40	Horizontal
6	760.1700	-68.54	-	55.54	-6.78	-	31.72	Horizontal

DC_2A_n77(3700-3980MHz) 656000 100MHz DFT-s-OFDM QPSK RB Size-1 RB Offset-1 SCS 30KHz 30M-1G H



Test Graph



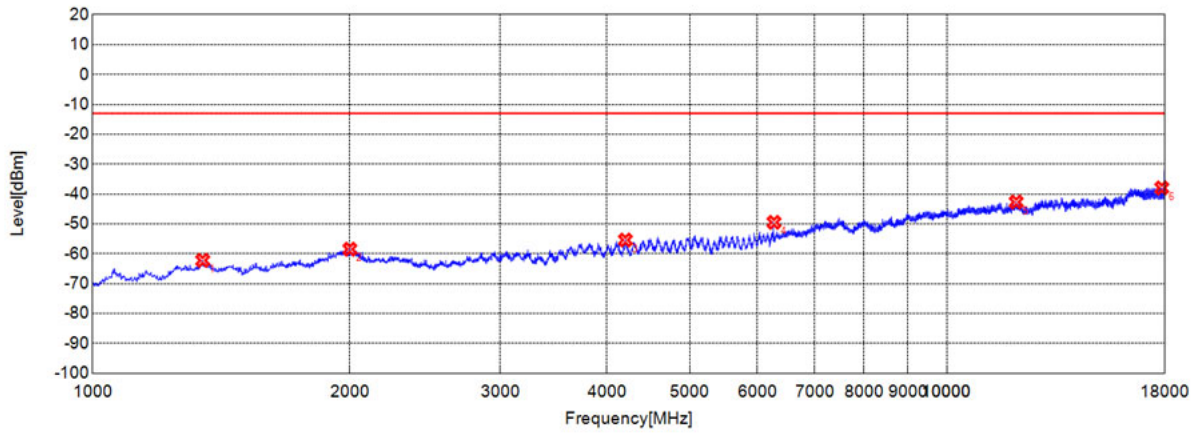
Final Test

Suspected List								
NO.	Freq. [MHz]	Level [dBm]	Limit [dBm]	Margin [dB]	Factor [dB]	Path [dB]	Air [dB]	Ant. Pol.
1	30.0000	-54.81	-13.00	41.81	-17.00	-	22.59	Vertical
2	44.5650	-63.09	-13.00	50.09	-15.84	-	23.69	Vertical
3	93.1130	-70.59	-13.00	57.59	-16.15	-	23.42	Vertical
4	180.5010	-73.89	-13.00	60.89	-18.39	-	21.52	Vertical
5	360.1300	-66.37	-13.00	53.37	-13.62	-	25.85	Vertical
6	760.1700	-69.85	-13.00	56.85	-6.59	-	31.91	Vertical

DC_2A_n77(3700-3980MHz) 656000 100MHz DFT-s-OFDM QPSK RB Size-1 RB Offset-1 SCS 30KHz 30M-1G V



Test Graph



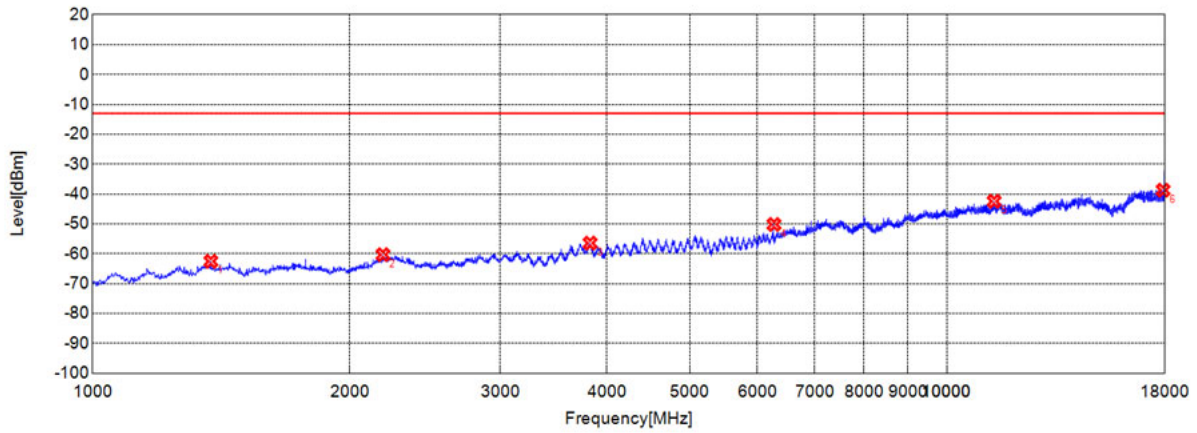
Final Test

Suspected List								
NO.	Freq. [MHz]	Level [dBm]	Limit [dBm]	Margin [dB]	Factor [dB]	Path [dB]	Air [dB]	Ant. Pol.
1	1345.1150	-62.22	-	49.22	-13.11	-	37.32	Horizontal
2	2000.3330	-58.48	-	45.48	-7.63	-	42.03	Horizontal
3	4204.4010	-55.4	-	42.40	-6.29	-	39.66	Horizontal
4	6276.0460	-49.48	-	36.48	-0.78	-	42.04	Horizontal
5	12057.0100	-42.69	-	29.69	12.64	-	49.43	Horizontal
6	17855.9760	-37.97	-	24.97	22.71	-	54.40	Horizontal

DC_2A_n77(3700-3980MHz) 662000 100MHz DFT-s-OFDM QPSK RB Size-1 RB Offset-1 SCS 30KHz 1-18G H



Test Graph



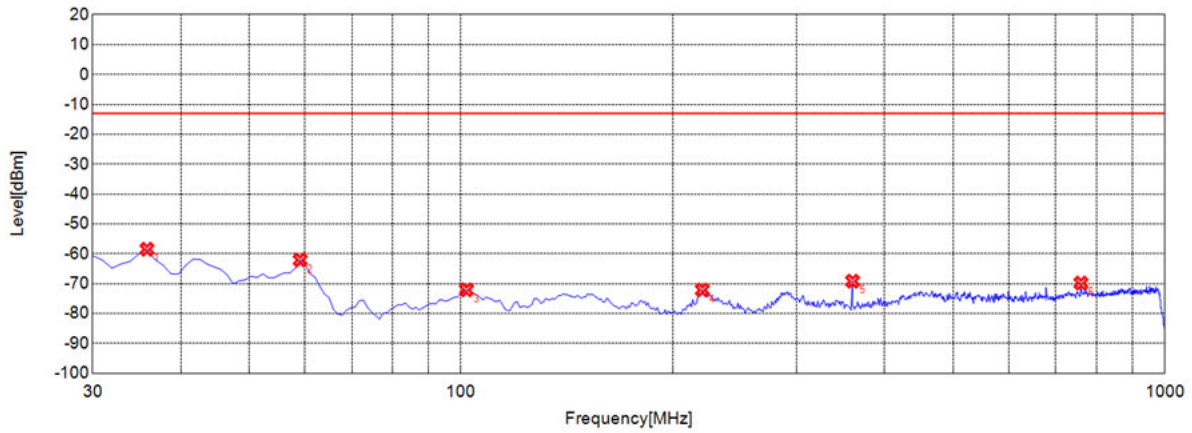
Final Test

Suspected List								
NO.	Freq. [MHz]	Level [dBm]	Limit [dBm]	Margin [dB]	Factor [dB]	Path [dB]	Air [dB]	Ant. Pol.
1	1375.1250	-62.54	-13.00	49.54	-13.40	-	36.98	Vertical
2	2187.0620	-60.31	-13.00	47.31	-10.19	-	39.18	Vertical
3	3822.6080	-56.43	-13.00	43.43	-7.33	-	39.13	Vertical
4	6276.0460	-50.2	-13.00	37.20	-0.87	-	41.95	Vertical
5	11360.8930	-42.44	-13.00	29.44	11.37	-	49.16	Vertical
6	17917.9860	-38.72	-13.00	25.72	22.91	-	54.63	Vertical

DC_2A_n77(3700-3980MHz) 662000 100MHz DFT-s-OFDM QPSK RB Size-1 RB Offset-1 SCS 30KHz 1-18G V



Test Graph



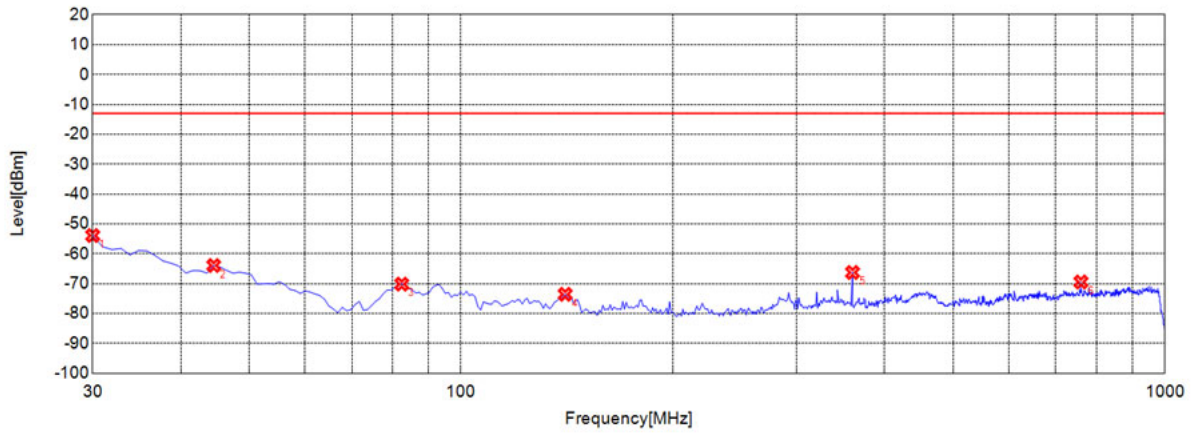
Final Test

Suspected List								
NO.	Freq. [MHz]	Level [dBm]	Limit [dBm]	Margin [dB]	Factor [dB]	Path [dB]	Air [dB]	Ant. Pol.
1	35.8260	-58.48	-	45.48	-8.95	-	30.64	Horizontal
2	59.1290	-62.09	-	49.09	-10.64	-	28.89	Horizontal
3	101.8520	-72.08	-	59.08	-18.39	-	21.25	Horizontal
4	220.3100	-72.11	-	59.11	-14.61	-	25.33	Horizontal
5	360.1300	-69.18	-	56.18	-14.07	-	25.40	Horizontal
6	760.1700	-69.83	-	56.83	-6.78	-	31.72	Horizontal

DC_2A_n77(3700-3980MHz) 662000 100MHz DFT-s-OFDM QPSK RB Size-1 RB Offset-1 SCS 30KHz 30M-1G H



Test Graph



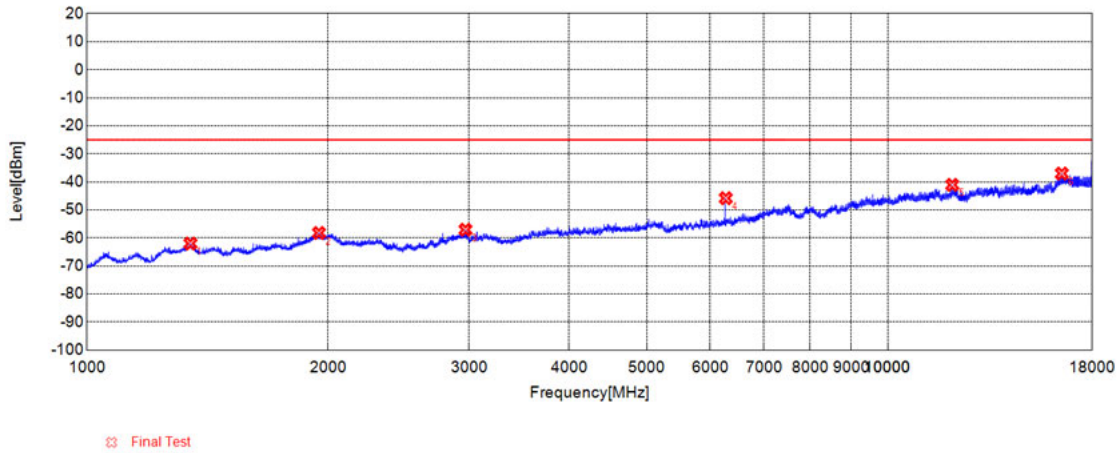
23 Final Test

Suspected List								
NO.	Freq. [MHz]	Level [dBm]	Limit [dBm]	Margin [dB]	Factor [dB]	Path [dB]	Air [dB]	Ant. Pol.
1	30.0000	-53.89	-13.00	40.89	-17.00	-	22.59	Vertical
2	44.5650	-63.94	-13.00	50.94	-15.84	-	23.69	Vertical
3	82.4320	-70.16	-13.00	57.16	-19.90	-	19.60	Vertical
4	140.6910	-73.57	-13.00	60.57	-16.52	-	23.37	Vertical
5	360.1300	-66.27	-13.00	53.27	-13.62	-	25.85	Vertical
6	760.1700	-69.45	-13.00	56.45	-6.59	-	31.91	Vertical

DC_2A_n77(3700-3980MHz) 662000 100MHz DFT-s-OFDM QPSK RB Size-1 RB Offset-1 SCS 30KHz 30M-1G V



Test Graph

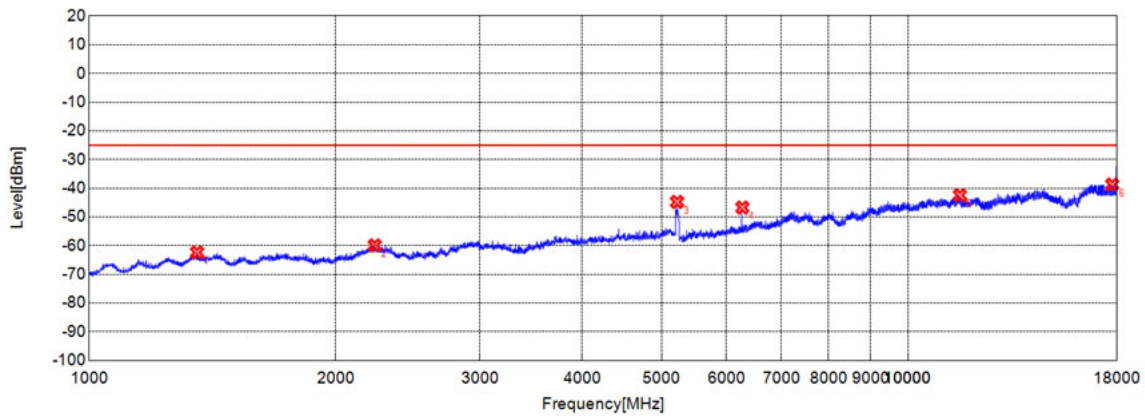


Suspected List								
NO.	Freq. [MHz]	Level [dBm]	Limit [dBm]	Margin [dB]	Factor [dB]	Path [dB]	Air [dB]	Ant. Pol.
1	1346.1150	-62.01	-	37.01	-13.11	-	37.32	Horizontal
2	1948.3160	-58.23	-	33.23	-8.37	-	41.31	Horizontal
3	2969.3230	-57.08	-	32.08	-9.59	-	38.79	Horizontal
4	6277.0310	-45.84	-	20.84	-0.78	-	42.04	Horizontal
5	12041.0050	-41.08	-	16.08	12.62	-	49.40	Horizontal
6	16498.1660	-37.03	-	12.03	19.13	-	51.45	Horizontal

DC_66A_n41 509202 100MHz DFT-s-OFDM QPSK RB Size-1 RB Offset-1 SCS 30KHz 1-18G H



Test Graph



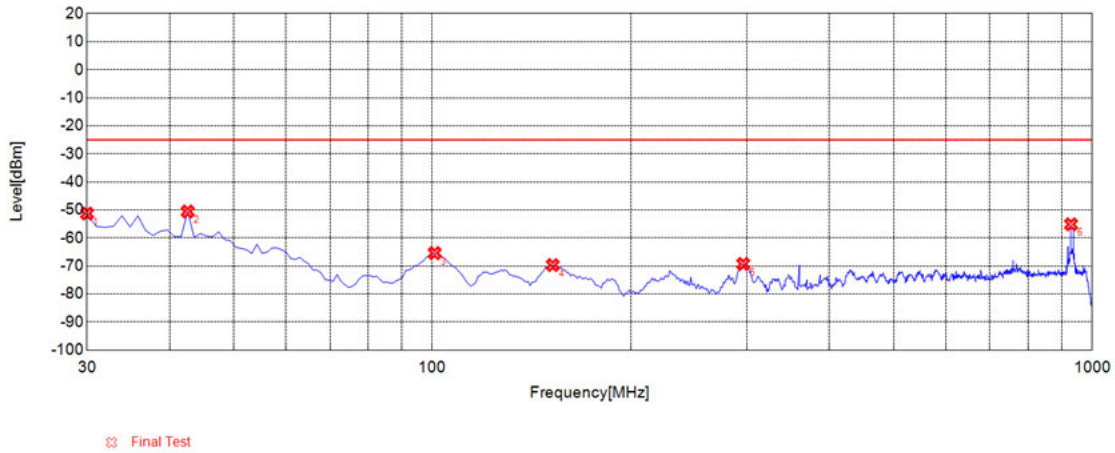
Final Test

Suspected List								
NO.	Freq. [MHz]	Level [dBm]	Limit [dBm]	Margin [dB]	Factor [dB]	Path [dB]	Air [dB]	Ant. Pol.
1	1354.1180	-62.36	-25.00	37.36	-13.71	-	36.70	Vertical
2	2231.7440	-59.91	-25.00	34.91	-9.97	-	39.36	Vertical
3	5223.5800	-44.77	-25.00	19.77	-3.71	-	40.64	Vertical
4	6277.0310	-46.75	-25.00	21.75	-0.86	-	41.96	Vertical
5	11572.6190	-42.47	-25.00	17.47	12.24	-	49.89	Vertical
6	17764.9740	-38.72	-25.00	13.72	20.51	-	52.15	Vertical

DC_66A_n41 509202 100MHz DFT-s-OFDM QPSK RB Size-1 RB Offset-1 SCS 30KHz 1-18G V



Test Graph



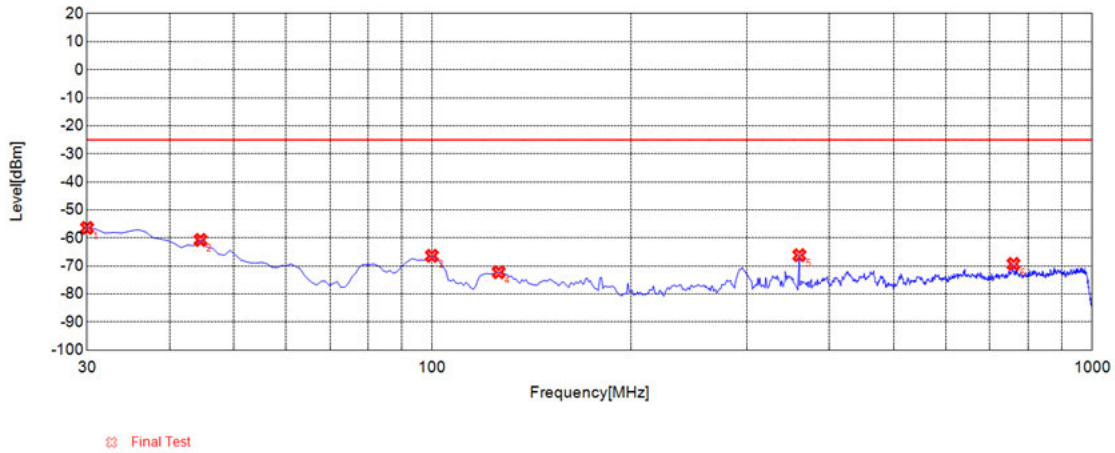
Suspected List								
NO.	Freq. [MHz]	Level [dBm]	Limit [dBm]	Margin [dB]	Factor [dB]	Path [dB]	Air [dB]	Ant. Pol.
1	30.0000	-51.3	-	26.30	-11.53	-	28.06	Horizontal
2	42.6230	-50.56	-	25.56	-7.01	-	32.47	Horizontal
3	100.8810	-65.43	-	40.43	-18.38	-	21.28	Horizontal
4	152.3420	-69.69	-	44.69	-22.02	-	17.89	Horizontal
5	296.0460	-69.28	-	44.28	-14.75	-	25.00	Horizontal
6	929.1190	-55.14	-	30.14	-6.26	-	31.90	Horizontal

DC_66A_n41 509202 100MHz DFT-s-OFDM QPSK RB Size-1 RB Offset-1 SCS 30KHz 30M-1G

H



Test Graph



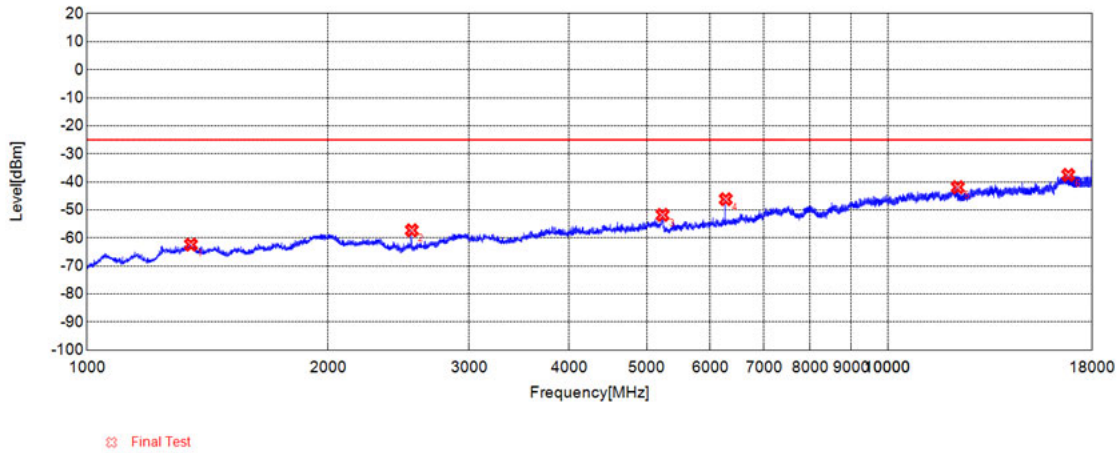
Suspected List								
NO.	Freq. [MHz]	Level [dBm]	Limit [dBm]	Margin [dB]	Factor [dB]	Path [dB]	Air [dB]	Ant. Pol.
1	30.0000	-56.41	-25.00	31.41	-17.00	-	22.59	Vertical
2	44.5650	-60.73	-25.00	35.73	-15.84	-	23.69	Vertical
3	99.9100	-66.37	-25.00	41.37	-13.43	-	26.24	Vertical
4	126.1260	-72.23	-25.00	47.23	-17.66	-	22.29	Vertical
5	360.1300	-66.16	-25.00	41.16	-13.62	-	25.85	Vertical
6	760.1700	-69.29	-25.00	44.29	-6.59	-	31.91	Vertical

DC_66A_n41 509202 100MHz DFT-s-OFDM QPSK RB Size-1 RB Offset-1 SCS 30KHz 30M-1G

V



Test Graph

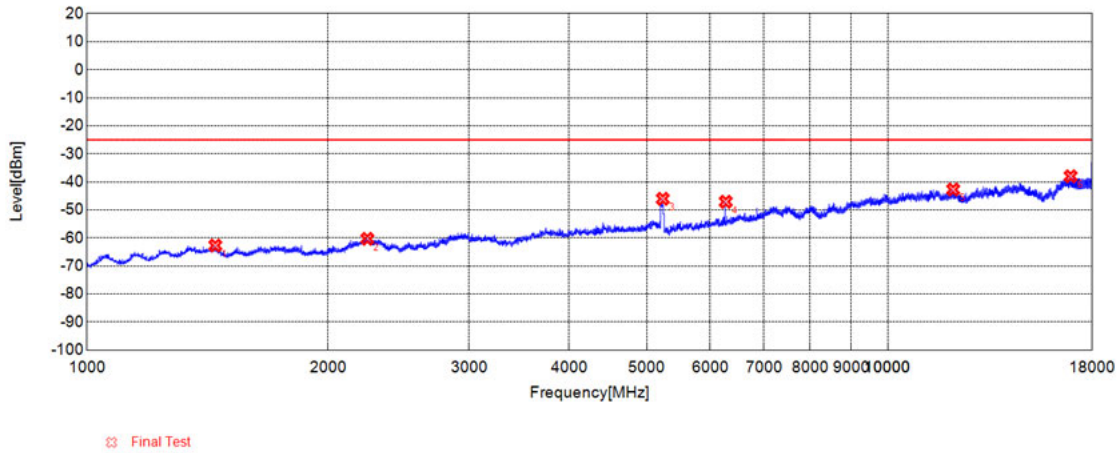


Suspected List								
NO.	Freq. [MHz]	Level [dBm]	Limit [dBm]	Margin [dB]	Factor [dB]	Path [dB]	Air [dB]	Ant. Pol.
1	1348.1160	-62.4	-	37.40	-13.12	-	37.30	Horizontal
2	2544.5150	-57.27	-	32.27	-12.14	-	36.79	Horizontal
3	5233.5820	-51.8	-	26.80	-3.47	-	40.88	Horizontal
4	6277.0310	-46.19	-	21.19	-0.78	-	42.04	Horizontal
5	12232.6930	-41.93	-	16.93	12.30	-	49.24	Horizontal
6	16808.2010	-37.54	-	12.54	19.57	-	51.65	Horizontal

DC_66A_n41 518598 100MHz DFT-s-OFDM QPSK RB Size-1 RB Offset-1 SCS 30KHz 1-18G H



Test Graph

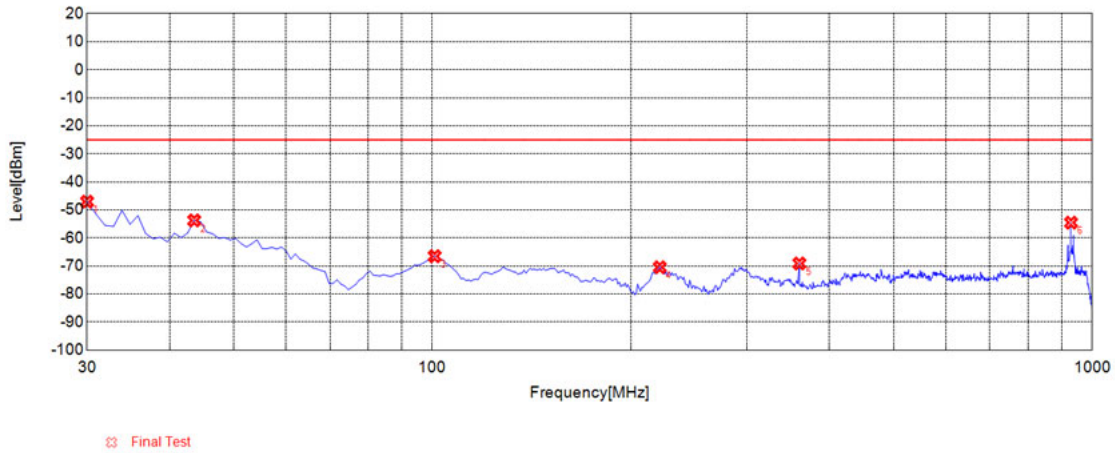


Suspected List								
NO.	Freq. [MHz]	Level [dBm]	Limit [dBm]	Margin [dB]	Factor [dB]	Path [dB]	Air [dB]	Ant. Pol.
1	1446.1490	-62.71	-25.00	37.71	-13.84	-	36.41	Vertical
2	2239.0800	-60.32	-25.00	35.32	-10.00	-	39.32	Vertical
3	5236.9150	-46.05	-25.00	21.05	-3.82	-	40.53	Vertical
4	6277.0310	-47.1	-25.00	22.10	-0.86	-	41.96	Vertical
5	12071.0080	-42.74	-25.00	17.74	12.00	-	48.80	Vertical
6	16921.5470	-38.02	-25.00	13.02	19.71	-	51.70	Vertical

DC_66A_n41 518598 100MHz DFT-s-OFDM QPSK RB Size-1 RB Offset-1 SCS 30KHz 1-18G V



Test Graph



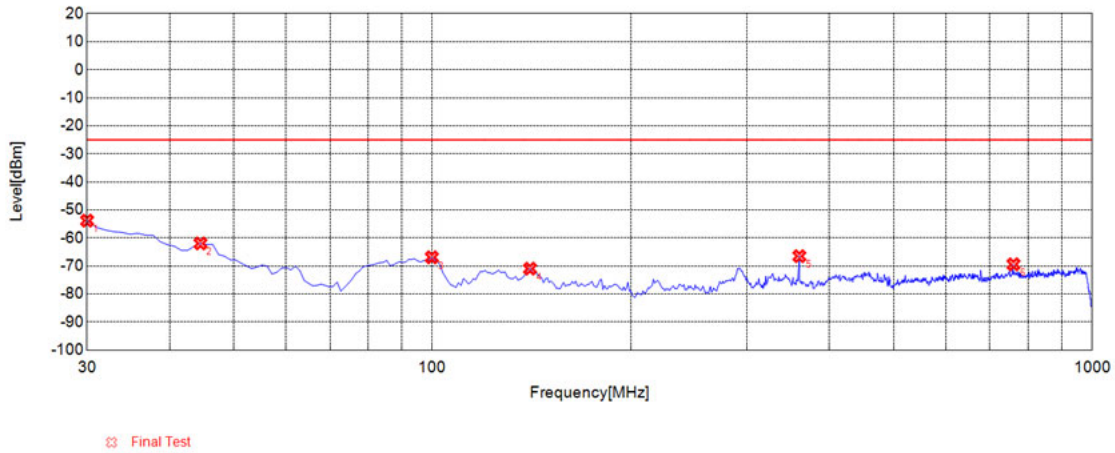
Suspected List								
NO.	Freq. [MHz]	Level [dBm]	Limit [dBm]	Margin [dB]	Factor [dB]	Path [dB]	Air [dB]	Ant. Pol.
1	30.0000	-47.08	-	22.08	-11.53	-	28.06	Horizontal
2	43.5940	-53.75	-	28.75	-7.01	-	32.47	Horizontal
3	100.8810	-66.53	-	41.53	-18.38	-	21.28	Horizontal
4	221.2810	-70.46	-	45.46	-14.45	-	25.49	Horizontal
5	360.1300	-69.11	-	44.11	-14.07	-	25.40	Horizontal
6	929.1190	-54.55	-	29.55	-6.26	-	31.90	Horizontal

DC_66A_n41 518598 100MHz DFT-s-OFDM QPSK RB Size-1 RB Offset-1 SCS 30KHz 30M-1G

H



Test Graph

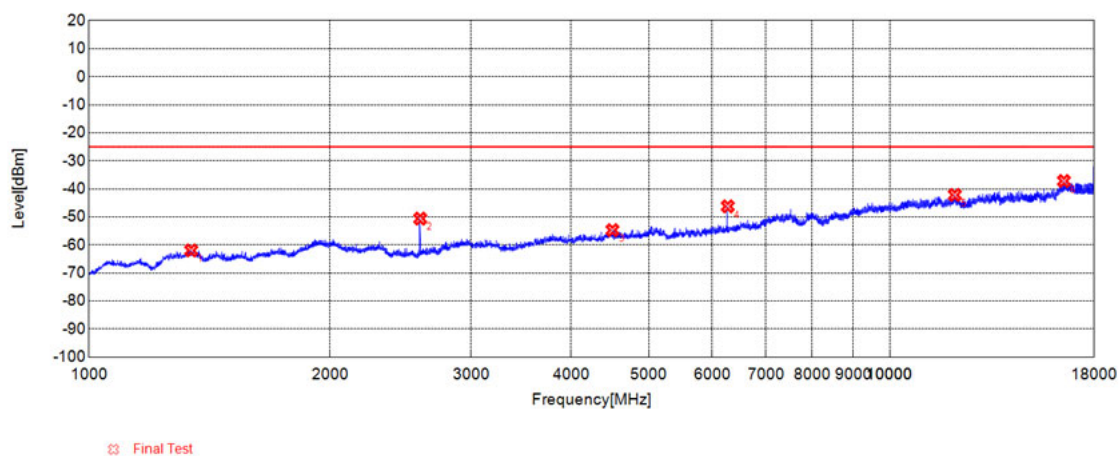


Suspected List								
NO.	Freq. [MHz]	Level [dBm]	Limit [dBm]	Margin [dB]	Factor [dB]	Path [dB]	Air [dB]	Ant. Pol.
1	30.0000	-53.83	-25.00	28.83	-17.00	-	22.59	Vertical
2	44.5650	-61.95	-25.00	36.95	-15.84	-	23.69	Vertical
3	99.9100	-66.92	-25.00	41.92	-13.43	-	26.24	Vertical
4	140.6910	-70.96	-25.00	45.96	-16.52	-	23.37	Vertical
5	360.1300	-66.51	-25.00	41.51	-13.62	-	25.85	Vertical
6	760.1700	-69.42	-25.00	44.42	-6.59	-	31.91	Vertical

DC_66A_n41 518598 100MHz DFT-s-OFDM QPSK RB Size-1 RB Offset-1 SCS 30KHz 30M-1G

V

Test Graph

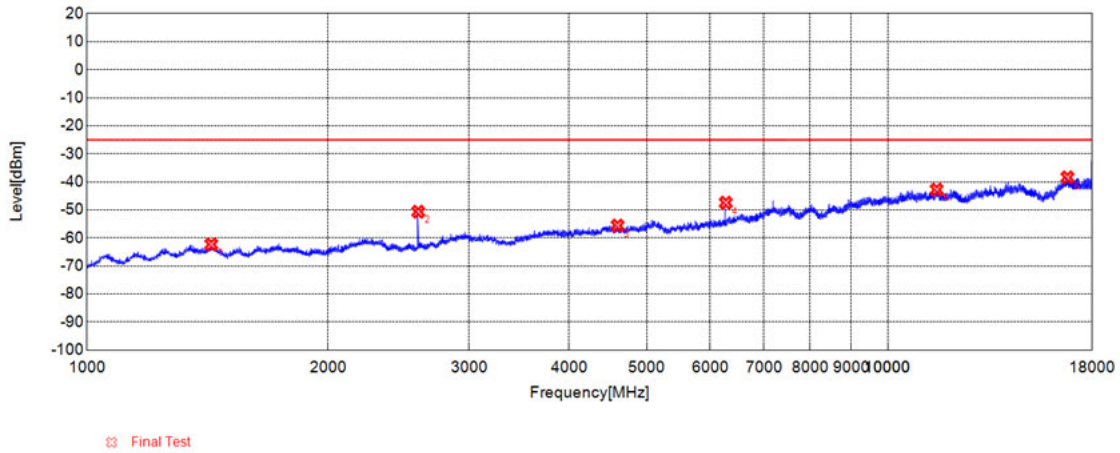


Suspected List								
NO.	Freq. [MHz]	Level [dBm]	Limit [dBm]	Margin [dB]	Factor [dB]	Path [dB]	Air [dB]	Ant. Pol.
1	1341.4470	-61.96	-	36.96	-13.08	-	37.35	Horizontal
2	2591.8640	-50.61	-	25.61	-11.98	-	36.91	Horizontal
3	4505.1670	-54.72	-	29.72	-5.25	-	40.41	Horizontal
4	6277.0310	-46.24	-	21.24	-0.78	-	42.04	Horizontal
5	12059.3400	-42.17	-	17.17	12.65	-	49.44	Horizontal
6	16503.1670	-37.2	-	12.20	19.15	-	51.46	Horizontal

DC_66A_n41 528000 100MHz DFT-s-OFDM QPSK RB Size-1 RB Offset-1 SCS 30KHz 1-18G H



Test Graph

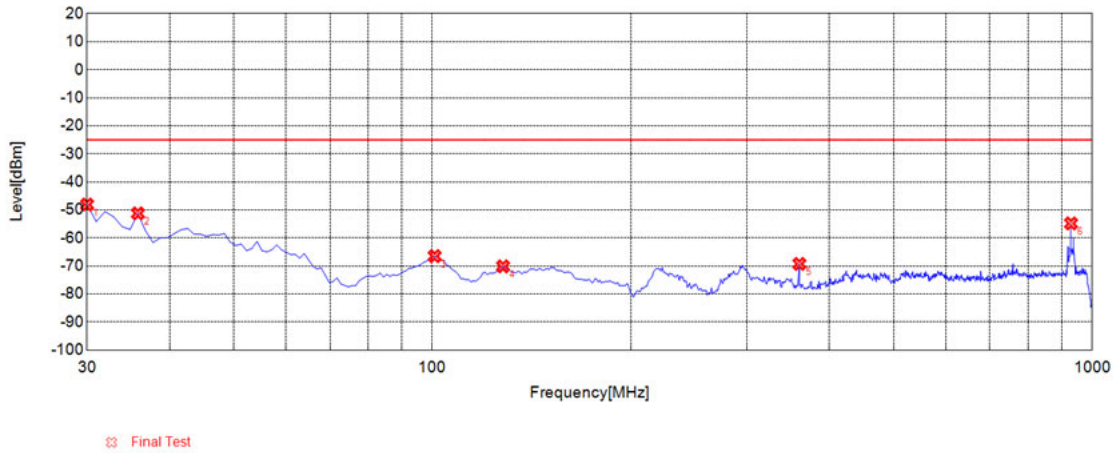


Suspected List								
NO.	Freq. [MHz]	Level [dBm]	Limit [dBm]	Margin [dB]	Factor [dB]	Path [dB]	Air [dB]	Ant. Pol.
1	1429.4760	-62.3	-25.00	37.30	-13.56	-	36.73	Vertical
2	2591.8640	-50.65	-25.00	25.65	-12.11	-	36.78	Vertical
3	4598.5110	-55.59	-25.00	30.59	-5.32	-	40.15	Vertical
4	6277.0310	-47.44	-25.00	22.44	-0.86	-	41.96	Vertical
5	11510.9460	-42.79	-25.00	17.79	12.02	-	49.80	Vertical
6	16766.5300	-38.4	-25.00	13.40	18.77	-	50.88	Vertical

DC_66A_n41 528000 100MHz DFT-s-OFDM QPSK RB Size-1 RB Offset-1 SCS 30KHz 1-18G V



Test Graph



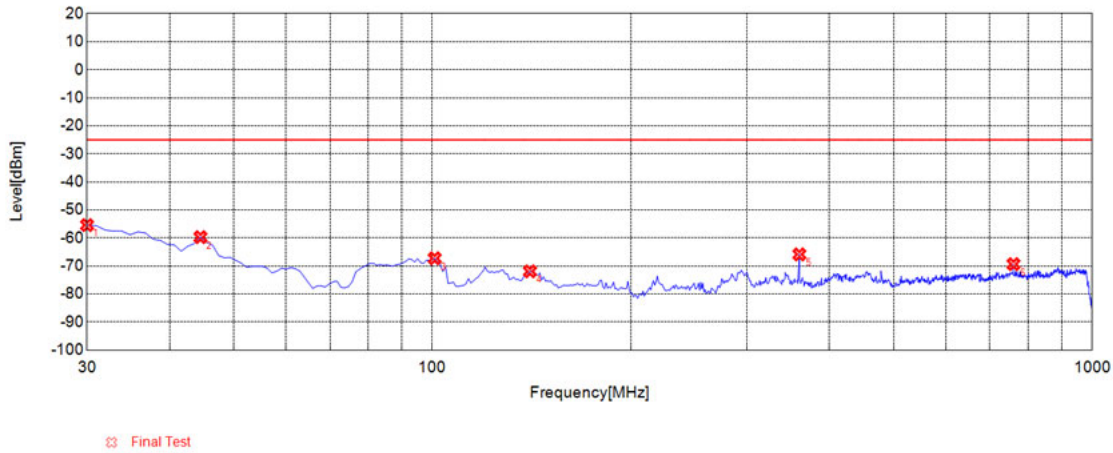
Suspected List								
NO.	Freq. [MHz]	Level [dBm]	Limit [dBm]	Margin [dB]	Factor [dB]	Path [dB]	Air [dB]	Ant. Pol.
1	30.0000	-48.09	-	23.09	-11.53	-	28.06	Horizontal
2	35.8260	-51.26	-	26.26	-8.95	-	30.64	Horizontal
3	100.8810	-66.48	-	41.48	-18.38	-	21.28	Horizontal
4	128.0680	-70.14	-	45.14	-21.29	-	18.63	Horizontal
5	360.1300	-69.26	-	44.26	-14.07	-	25.40	Horizontal
6	929.1190	-54.82	-	29.82	-6.26	-	31.90	Horizontal

DC_66A_n41 528000 100MHz DFT-s-OFDM QPSK RB Size-1 RB Offset-1 SCS 30KHz 30M-1G

H



Test Graph



Suspected List								
NO.	Freq. [MHz]	Level [dBm]	Limit [dBm]	Margin [dB]	Factor [dB]	Path [dB]	Air [dB]	Ant. Pol.
1	30.0000	-55.43	-25.00	30.43	-17.00	-	22.59	Vertical
2	44.5650	-59.72	-25.00	34.72	-15.84	-	23.69	Vertical
3	100.8810	-67.27	-25.00	42.27	-13.71	-	25.95	Vertical
4	140.6910	-71.92	-25.00	46.92	-16.52	-	23.37	Vertical
5	360.1300	-65.87	-25.00	40.87	-13.62	-	25.85	Vertical
6	760.1700	-69.35	-25.00	44.35	-6.59	-	31.91	Vertical

DC_66A_n41 528000 100MHz DFT-s-OFDM QPSK RB Size-1 RB Offset-1 SCS 30KHz 30M-1G

V



Annex A Test Uncertainty

Where relevant, the following measurement uncertainty levels have been estimated for test performed on the EUT as specified in CISPR 16-1-2:

Test items	Uncertainty
Output Power	± 2.22 dB
Bandwidth	$\pm 5\%$
Conducted Spurious Emission	± 2.77 dB
Band Edge	± 2.77 dB
Equivalent Isotropic Radiated Power	± 2.22 dB
Radiated Spurious Emissions	± 6 dB

This uncertainty represent an expanded uncertainty expressed at approximately the 95% confidence level using a coverage factor of $k=2$



Annex B Testing Laboratory Information

1. Identification of the Responsible Testing Laboratory

Company Name:	Shenzhen Morlab Communications Technology Co., Ltd.
Address:	FL.3, Building A, FeiYang Science Park, No.8 LongChang Road, Block 67, BaoAn District, ShenZhen, GuangDong Province, P. R. China
Telephone:	+86 755 36698555
Facsimile:	+86 755 36698525

2. Identification of the Responsible Testing Location

Name:	Shenzhen Morlab Communications Technology Co., Ltd.
Address:	FL.3, Building A, FeiYang Science Park, No.8 LongChang Road, Block 67, BaoAn District, ShenZhen, GuangDong Province, P. R. China

3. Facilities and Accreditations

All measurement facilities used to collect the measurement data are located at FL.3, Building A, FeiYang Science Park, Block 67, BaoAn District, Shenzhen, 518101 P. R. China. The test site is constructed in conformance with the requirements of ANSI C63.10-2013 and CISPR Publication 22; the FCC designation number is CN1192, the test firm registration number is 226174.



4. Test Equipment Utilized

4.1 Conducted Test Equipment

Equipment Name	Serial No.	Type	Manufacturer	Cal. Date	Cal. Due
Power Splitter	NW521	1506A	Weinschel	N/A	N/A
Attenuator 1	(N/A.)	10dB	Resnet	N/A	N/A
Attenuator 2	(N/A.)	3dB	Resnet	N/A	N/A
EXA Signal Analyzer	MY54170556	N9030A	Keysight	2022.10.10	2023.10.09
System Simulator	6262012906	MT8000A	Anritsu	2022.08.15	2023.08.14
System Simulator	6261830572	MT8821C	Anritsu	2022.02.14	2023.02.13
System Simulator	MY58300665	E7515B	Anritsu	2022.01.07	2023.01.06
RF cable (30MHz-26GHz)	CB01	RF01	Morlab	N/A	N/A
Coaxial cable	CB02	RF02	Morlab	N/A	N/A
SMA connector	CN01	RF03	HUBER-SUHNER	N/A	N/A
Temperature Chamber	20171112102	HZ-2019	Dongguan Lixian Instrument Technology Co., Ltd	2022.10.10	2023.10.09
Computer	T430i	Think Pad	Lenovo	N/A	N/A
Test system	N/A	WCS FCC V22.02.04 1801	CeSheng	N/A	N/A

**4.2 Radiated Test Equipment**

Equipment Name	Serial No.	Type	Manufacturer	Cal. Date	Cal. Due
System Simulator	6262012906	MT8000A	Anritsu	2022.08.15	2023.08.14
System Simulator	6200995016	MT8820C	Anritsu	2022.02.14	2023.02.13
Receiver	MY54130016	N9038A	Agilent	2022.07.07	2023.07.06
System Simulator	MY48364176	8960-E5515C	Agilent	2022.03.01	2023.02.28
Receiver	MY56400093	N9038A	KEYSIGHT	2022.03.03	2023.03.02
Test Antenna - Bi-Log	9163-274	VULB 9163	Schwarzbeck	2022.11.07	2025.11.06
Test Antenna - Bi-Log	9163-519	VULB 9163	Schwarzbeck	2022.05.25	2025.05.24
Test Antenna - Horn	9120D-963	BBHA 9120D	Schwarzbeck	2022.05.25	2025.05.24
Test Antenna - Horn	01774	BBHA 9120D	Schwarzbeck	2022.07.13	2025.07.12
Test Antenna - Horn	01774	BBHA 9170#773	Schwarzbeck	2022.07.13	2025.07.12
Test system	N/A	TS+ -[JS36-RSE] V2.0.1.3	DongSheng	N/A	N/A
Test system	N/A	MORLAB EMCR V1.2	MORLAB	N/A	N/A

————— END OF REPORT —————