

Subway® Indoor LED Signs Installation Guide

Available Sign Models

All signs sold separately.



Open Sign

Model #970000

18V 3A power supply

Remote control model : Remote B-2/Remote B-3




Subway Sign

Model #950910

18V 5A power supply

Remote control model : Remote B-2/Remote B-3




Choice Mark Sign

Model #950900

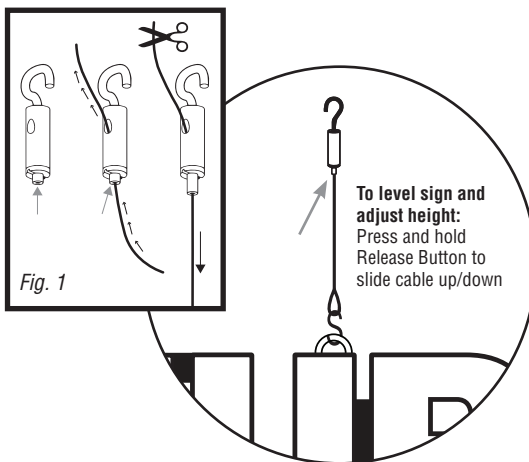
18V 3A power supply

Remote control model : Remote B-2/Remote B-3



Add-On Message Signs

Does NOT include a power supply -- signs powered by the Open Sign.
Hang up to 3 from each Open Sign



Installation

1. Install ceiling hooks (*not provided*) 14.25" apart.
2. Hang the sign with the provided cable set (*Fig. 1*).
 - A. Press and hold the Release Button on the gripper.
 - B. Feed the cable into the Release Button and out the side, let go of button ensuring the cable is gripped.
 - C. Place the provided S-hooks thru the loops at the end of the cables and attach to the top of the sign.
 - D. Press the Release Button again on each gripper to slide the cables until the sign is level and at the desired height.
 - E. Cut excess cable with scissors.
3. Insert the power cord into the back of the sign and plug the adapter into a grounded outlet.
4. On the back of the sign, set the power switch to the **REMOTE** position to control the sign via remote control. (*Remote includes 27A battery; Range: 50 feet*)
5. On the side of the remote control, switch the power to the ON position and press the ON or OFF button to control the sign(s).

CAUTION - To reduce the risk of fire, electric shock or injury:

- Hang signs together per the Approved Hanging Options ONLY. Other hanging configurations will affect proper power current and damage may occur. Improper installation is not covered under warranty. Follow diagrams on back side.
- This product is for indoor use only. Do not use in damp or wet locations.
- Not for use with light dimmer circuits.
- To reduce the likelihood of injury or damage, mount only to a mechanically sound surface.
- Do not use extension cords or outlets with inadequate current carrying capacity.
- It is recommended to use a surge protector. Power surges ARE NOT covered under warranty for this product.
- Only use power adapter supplied with sign.
- Do not handle adapter or sign with wet hands.
- Disconnect power before handling or cleaning.
- Do not use liquid cleaners or aerosol cleaners. Use a dry cloth for cleaning.
- This product is fully assembled and ready to use. Do not attempt to disassemble or service.
- Do not alter the plug or power supply cord in any way.

CMGLOBAL

LED SIGNS

Limited 3 Year Warranty

C-M Glo, LLC warrants that this product will be free from defect due to material and workmanship under normal use for a period of three (3) years and warrants the power supply for two (2) years from the date of purchase. Please retain receipt for proof of purchase. Proof of purchase is required for any warranty claim. Warranty is void if product is abused, disassembled, or exposed to atmosphere or conditions other than stated within instructions. If product fails within the specified time, contact C-M Glo at the address below for return details. Your sign will be repaired or replaced within six weeks.

For Sales Outside of North America: These signs are warranted for a period of 3 years after purchase by the end user, provided the sign is installed within one year of the production date on the sticker on the back of the sign. This one year allows for transit, storage at a distributor, etc. Proof of purchase by the end user within one year of the production date will be required.

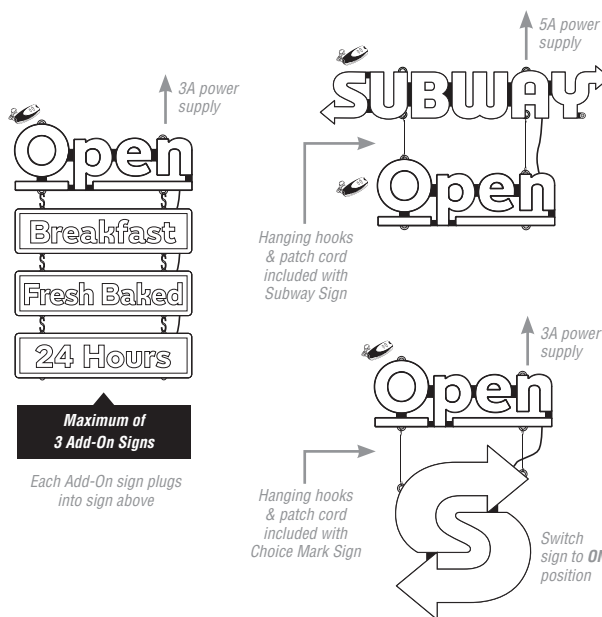
C-M Glo, LLC
1201 N. 4th Street, Watertown, WI 53098
(920) 261-1000 • subway@CMGlobal.com

DISCLAIMER OF WARRANTY

All signage products manufactured by CM Global are warranted to be free from defects in material and workmanship under normal use and service, and providing that no alterations have been made to the product and that the product shall be used in accordance with printed instructions, operating temperatures, and operated in circuits of voltage stamped on the nameplate. Except as otherwise provided in this Warranty, our obligation under this warranty shall be limited to replacing or repairing, at our option, any parts which shall be demonstrated to be defective within THREE (3) YEARS after the date of purchase by the user. Only CM Global sold transformers/power supplies may be used with CM Global signs. Any third party transformer/power supply used and not purchased through CM Global will void the product warranty. We shall, upon prompt, written notice and compliance by the user with such instructions as our Customer Service Department shall give with respect to the return of defective products or parts, correct such defect by repair or replacement of the defective part or parts. Correction in the manner provided above shall constitute a fulfillment of all of our liabilities with respect to the quality of the products. Our liability arising from or in any way connected with the products sold, the delivery or any delay with respect thereto or otherwise arising from or relating to this Warranty shall be limited exclusively, and at our sole election, to either repair or replacement of products sold refund of the purchase price. Replacement or repair of any component does not extend the warranty period of sign. This warranty does not cover misuse or abuse, unauthorized repair, alteration or disassembly by unauthorized personnel; or operation by improper voltage or current (including power surges). In no event shall CM Global be liable for any incidental, consequential, or special damages of any kind or nature whatsoever, including, but not limited to, lost profits arising from or in any way connected with this Warranty, or items sold hereunder, whether alleged to arise from breach of contract, express or implied warranty, or in tort, including, without limitation, negligence, failure to warn or strict liability.

Approved Hanging Options

Always use power supply included with TOP SIGN



FCC Warning

This device complies with Part 15 of the FCC Rules. Operation is subject to the following two conditions

- (1) this device may not cause harmful interference, and
- (2) this device must accept any interference received, including interference that may cause undesired operation. Changes or modifications not expressly approved by the party responsible for compliance could void the user's authority to operate the equipment.

Note 1: This equipment has been tested and found to comply with the limits for a Class B digital device, pursuant to part 15 of the FCC Rules. These limits are designed to provide reasonable protection against harmful interference in a residential installation. This equipment generates, uses and can radiate radio frequency energy and, if not installed and used in accordance with the instructions, may cause harmful interference to radio communications. However, there is no guarantee that interference will not occur in a particular installation. If this equipment does cause harmful interference to radio or television reception, which can be determined by turning the equipment off and on, the user is encouraged to try to correct the interference by one or more of the following measures:

- Reorient or relocate the receiving antenna.
- Increase the separation between the equipment and receiver.
- Connect the equipment into an outlet on a circuit different from that to which the receiver is connected.
- Consult the dealer or an experienced radio/TV technician for help.

Note 2: 1.Changes or modifications to this unit not expressly approved by the party responsible for compliance could void the user's authority to operate the equipment.

Radiation Exposure Statement

The device has been evaluated to meet general RF exposure requirement. The device can be used in portable exposure condition without restriction.