Packing list

Mixer Receiver ×1

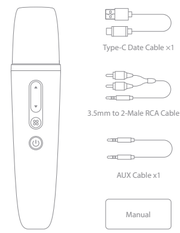

Type-C Date Cable ×1

3.5mm to 2-Male RCA Cable ×1

AUX Cable ×1

Manual

Wireless Microphone × 2

Manual ×1

Mixer Receiver Description

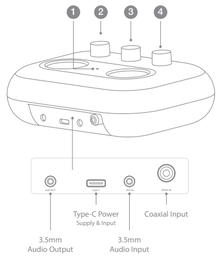

1 Mixer Indicator Light Description

Solid White	Normal working mode
Quick Flashing White	Pairing mode
Slow Flashing White	Microphone not paired

2 Volume Adjusting Adjust the volume of Music

3 Echo Adjusting Adjust the volume of Echo

4 Mode Switch Switch the audio input source from Bluetooth / 3.5mm audio/coaxial

Microphone Description

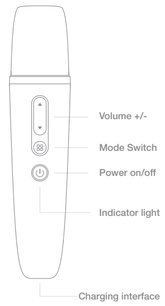

Microphone Indicator Light Description

Solid Blue	Microphone normal working mode
Quick Flashing Blue	Microphone in pairing mode
Solid Red	Low power on microphone
Quick Flashing Green	Microphone under charging
Solid Green	Microphone is fully charged

How to Install

扫描后换英文版视频

Scan the QR code to get the connection video.

1. Connect the Mixer Device

Connect with TV or Mobile Devices

Please connect the Mixer to the Smart TV by Type-C cable

Please connect the Mixer to the power adaptor by Type-C cable,then mobile devices connected to the mixer via Bluetooth

2. Connect the Speaker

According to the speaker interface, please connect the mixer to speaker by 3.5mm to 2-Male RCA Cable or by 3.5mm audio cable, and power on the speaker.

3. Start to use

Press the power button on microphone and open the karaoke app start to sing.

NOTICE: The cable accessories that X2 equipped is suitable for the majority of market speakers, if your speaker can't fit the cables, please buy the extra cables according to your speaker.

Connect with TV

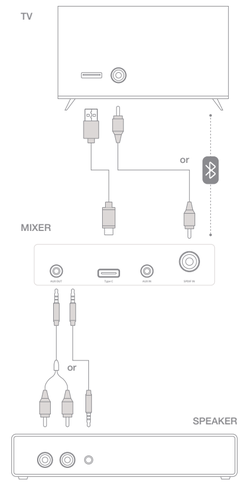

Connect with Mobile Devices

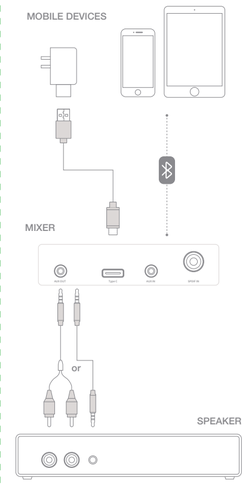

Instagram:Puremic Home Karaoke

Facebook:Puremic Home Karaoke

Shanghai Loostone Information Technology Co., Ltd

SJTU Park
Songjiang District, Shanghai

www.loostone.com

FAQ

The power indicator light of microphone is not on
Make sure the battery is not low, otherwise, please charge in time.

Microphone is no sound
1. Check if the microphone is turned on and its LED indicator is solid blue;
2. Make sure that the mixer receiver has been correctly inserted into the interface of TV;
3. If the mixer indicator light is not on, you can follow the official account to view the pairing process and try.

Speaker is no sound
·If the mixer indicator light is on, please try to adjust the volume knob of the mixer to increase the volume,
·If the mixer indicator light is not on, please check if the TV connected correctly or not, and then try to connect the TV and the mixer via 3.5mm audio cable or coaxial line (coaxial line is not standard accessories, you need to buy it locally).

For more questions pls contact your dealer or follow the official account to leave message.

Notice

1. Please keep the product away from high-temperature and damp places so as to avoid any breakdown.
2. It is recommended to charge in time in the event that the product is not in use for a long time so as not to compromise the service life of battery.
3. The product has been paired before delivery for direct use. Please DO NOT pair unless it is necessary, otherwise, the product may not function properly.
4. If the LED indicator on the microphone pulses red, please replace batteries in time.

After-sales service

The PUREMIC Karaoke wireless microphone made by Shanghai Loostone Information Technology Co., Ltd strictly abides by Law of the People's Republic of China on Protection of Consumer Rights and Interests and Product Quality Law of the People's Republic of China to provide warranty service of repair, replacement and refund. The services provided are shown as below:
1. Within 7 days starting from the date of purchasing, users can return the product in the event that the fault occurs during normal use is caused by non-human factors and has been identified through inspection;
2. Within 15 days starting from the date of purchasing, users can replace the product of same model in the event that the fault occurs during normal use is caused by non-human factors and has been identified through inspection;
3. Within 12 months starting from the date of purchasing, users can enjoy free maintenance in the event that the fault occurs during normal use is caused by non-human factors and has been identified through inspection.

Non-warranty regulations

1. The unauthorized maintenance, misuse, bumping, negligence, abuse, liquid inlet, modification, improper use of products and accessories;
2. Out of warranty period;
3. Damage caused by force majeure;
4. Damage caused by human factors.

Specification

Working voltage	3.5–4.2V
Battery capacity	2000mAh polymer lithium battery
Working current	68mA
The input pecifications	5V⎓ 1A
Pick up way	Moving coil
Directivity	Heart shape
Sensitivity	-52dB±3dB
Output impedance	600Ω
Signal /Noise ratio	⩾75dB
Frequency response	50Hz～14KHz
Transmission power	12dBm
communication	10m (open and barrier-free environment)
ProductsSize	173mm×ϕ38.8mm

Receiver	
Voltage	5V
Current	500mA
Communication Distance	10m
RX Sensitivity	≤-94dB
Bluetooth	5.0
Other	
Frequency Range	650-680MHz
Carried Standard	GB8898-2011V

FCC Statement

NOTE: This equipment has been tested and found to comply with the limits for a Class B digital device, pursuant to part 15 of the FCC Rules. These limits are designed to provide reasonable protection against harmful interference in a residential installation. This equipment generates uses and can radiate radio frequency energy and, if not installed and used in accordance with the instructions, may cause harmful interference to radio communications. However, there is no guarantee that interference will not occur in a particular installation. If this equipment does cause harmful interference to radio or television reception, which can be determined by turning the equipment off and on, the user is encouraged to try to correct the interference by one or more of the following measures:
- Reorient or relocate the receiving antenna.
- Increase the separation between the equipment and receiver.
-Connect the equipment into an outlet on a circuit different from that to which the receiver is connected.
-Consult the dealer or an experienced radio/TV technician for help.
Changes or modifications not expressly approved by the party responsible for compliance could void the user's authority to operate the equipment.

FCC ID: 2A7ZR-PWMAZ-Q2 (Microphone)
FCC ID: 2A7ZR-X2 (Mixer Receiver)

Name and content of hazardous substances in the product

Part name	Hazardous substances					
	Pb	Hg	Cd	Cr+6	PBB	PBDE
Receiver	×	O	O	O	O	O
Microphone	×	O	O	O	O	O
Battery	×	O	O	O	O	O
Connection line	×	O	O	O	O	O

The form is prepared according to the stipulation of SJ/T 11364

O: It signifies that the content for such hazardous substance in all the homogeneous material of the part is lower than the limit stipulated in GB/T26572.

×: It means that the content for such hazardous substance in at least one of the homogeneous material of the part exceeds the limit stipulated in GB/T26572.

Note: The environmental design concept of the product has been brought the hazardous substances under control effectively. "×"It means that the hazardous substances cannot be replaced for now restricted by the technical development level.

Environmental protection service life

The identification duration (ten years) indicates that the hazardous substances inside the electronic and electrical products will not leak or mutate under normal service conditions. It is a duration that will not cause severe pollution to the environment or serious damage to people and their property for the use of such products.

10

PUREMIC

X2

QUICK GUIDE X2

Puremic Karaoke Mixer Set X2

From Shanghai Loostone Information Technology Co.,Ltd

产品名 ▶ 纯麦X2英文说明书	产品名 ▶ ■ Pantone Cool Gray 8C ■ Pantone Cool Gray 1C	物料材质 ▶ 105g 哑粉纸
设计于 ▶ 郭丽娜	设计于 ▶ 折叠尺寸：57 x 149mm 展开尺寸：342x149mm	特殊工艺 ▶ 风琴折