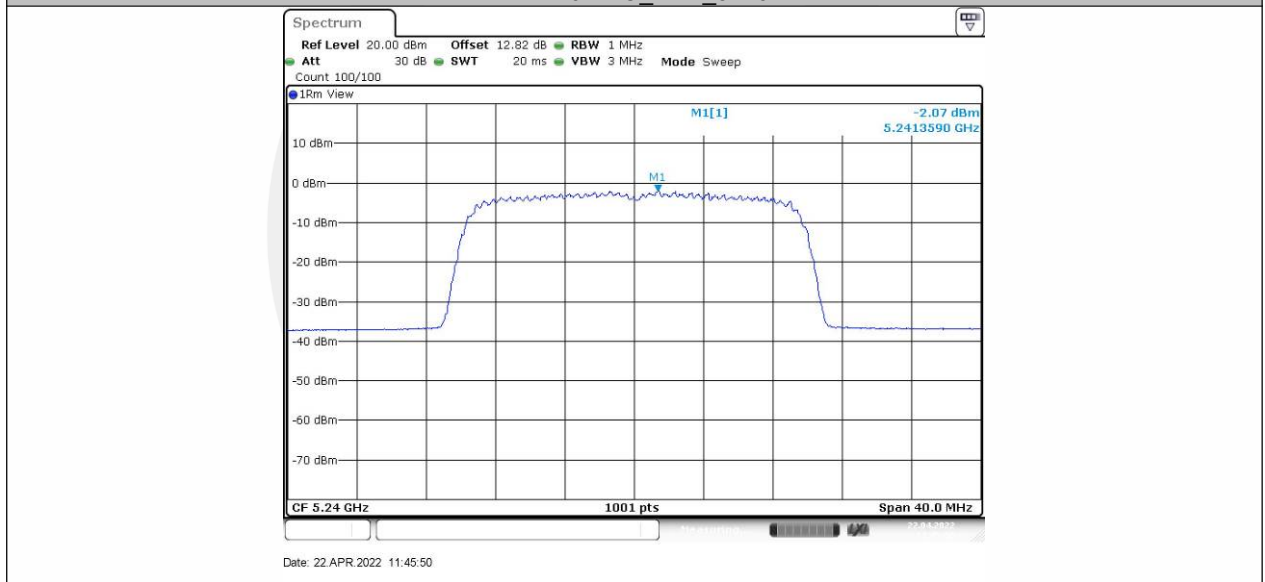
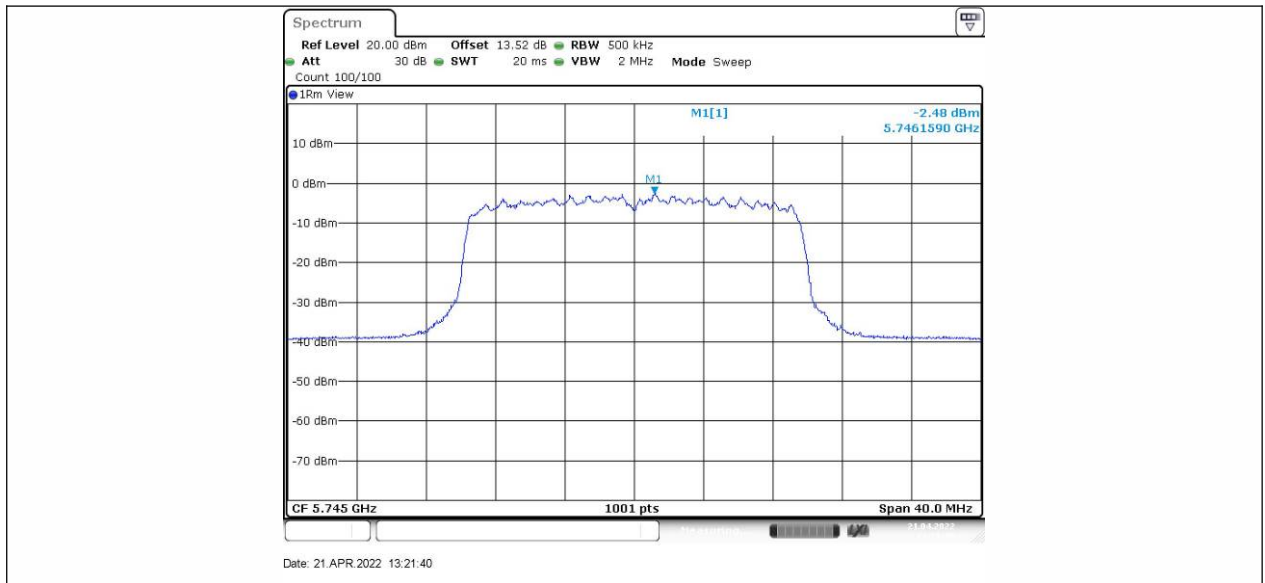


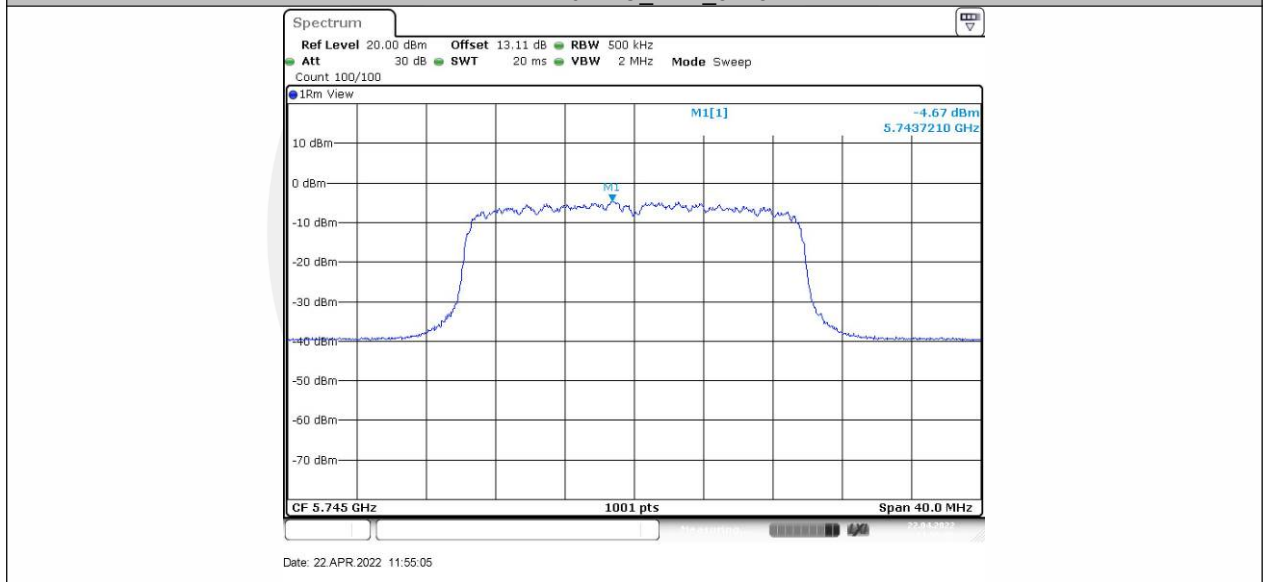
11AX20SISO_Ant2_5240



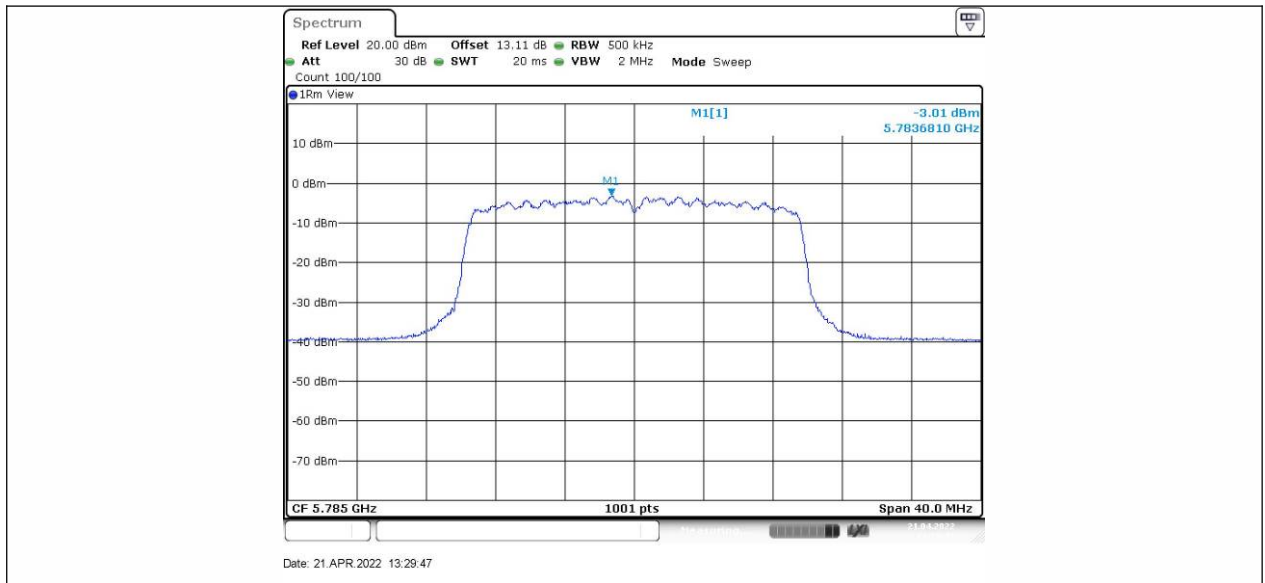
11AX20SISO_Ant1_5745



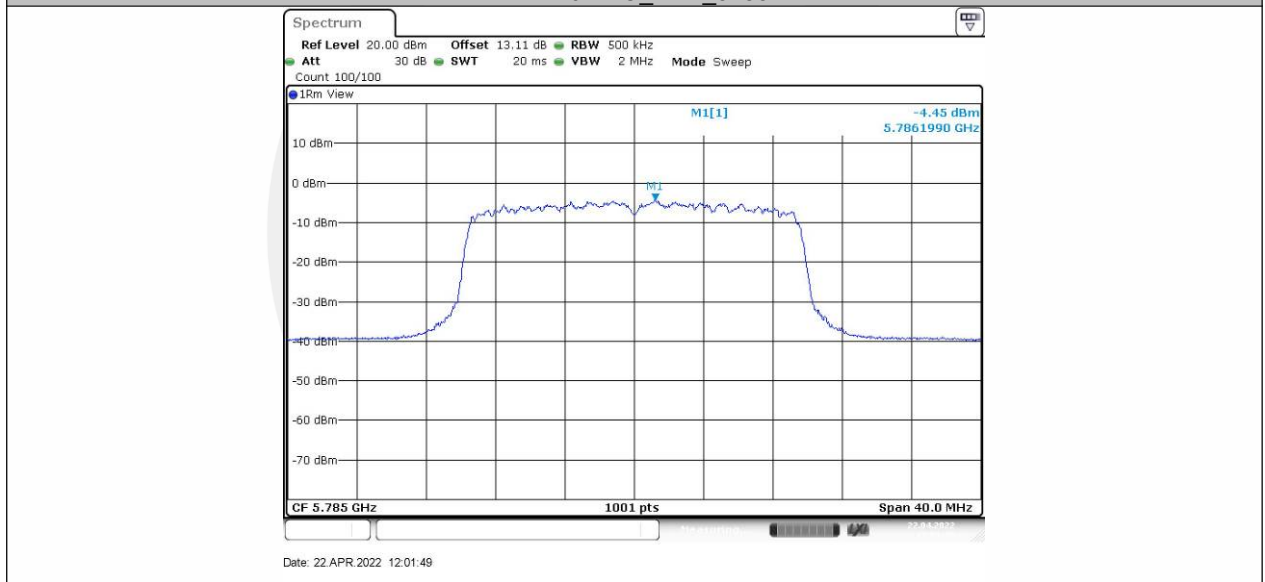
11AX20SISO_Ant2_5745



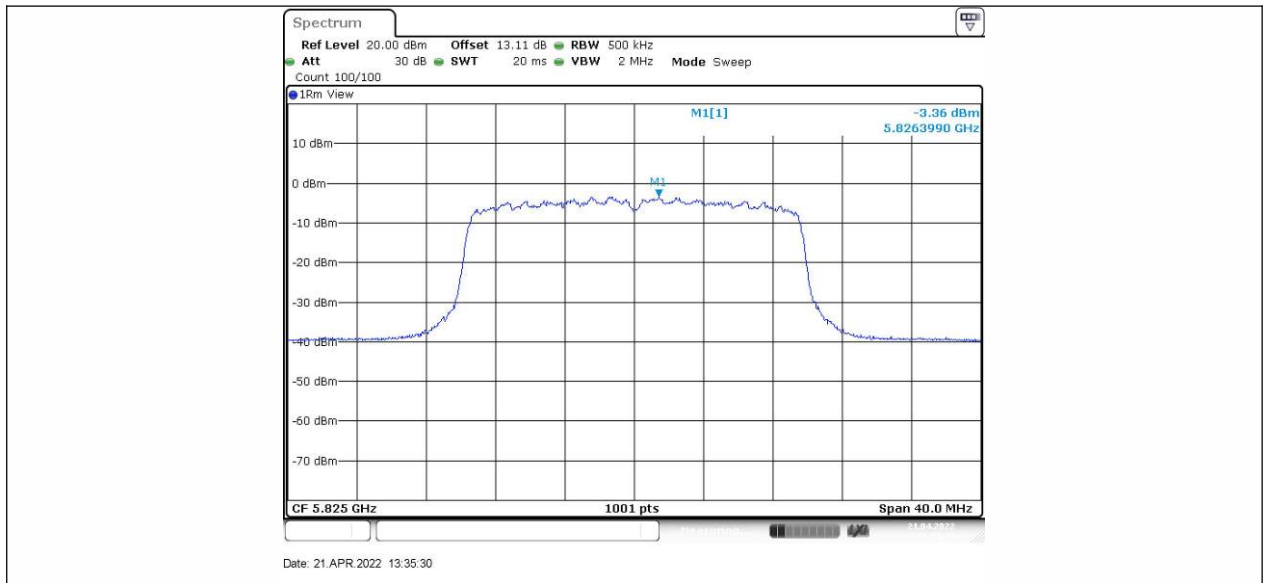
11AX20SISO_Ant1_5785



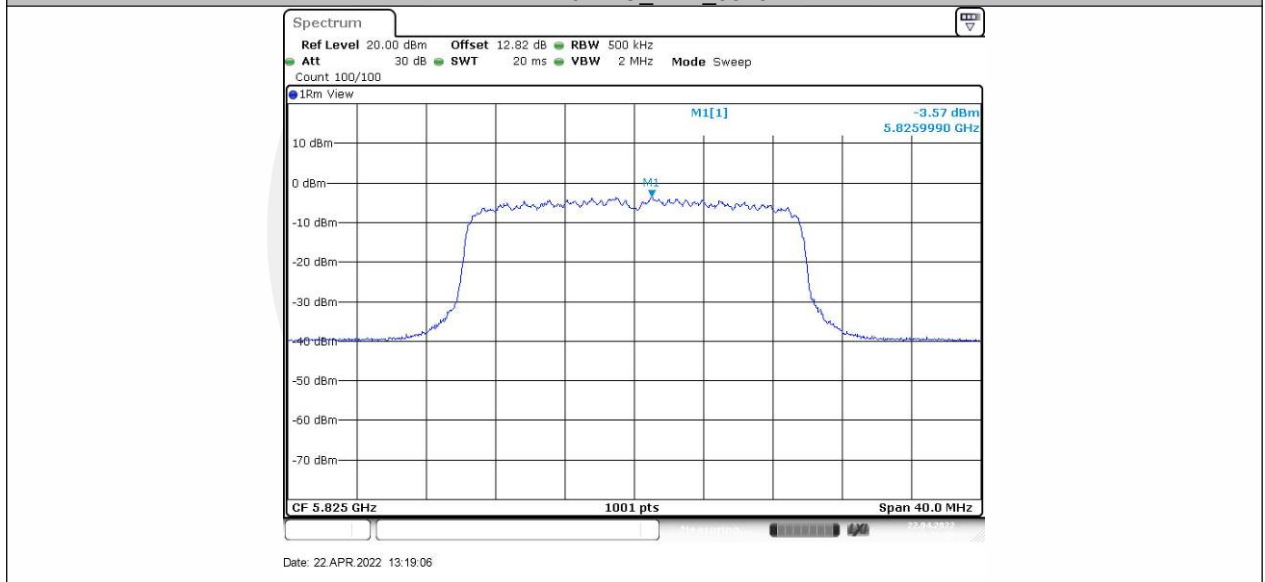
11AX20SISO_Ant2_5785



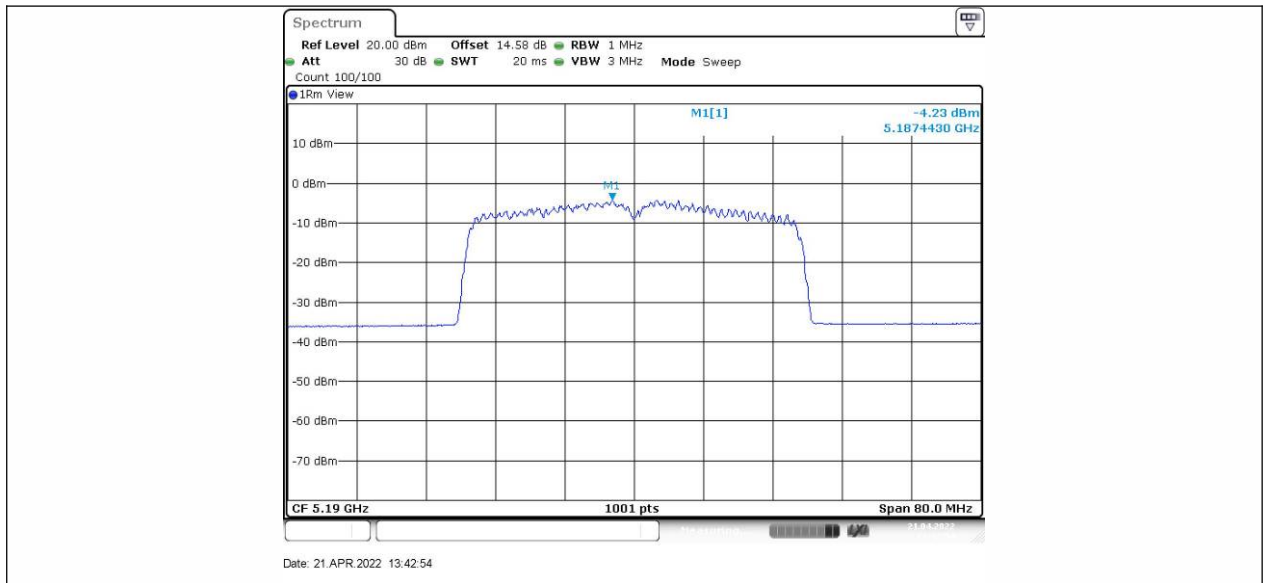
11AX20SISO_Ant1_5825



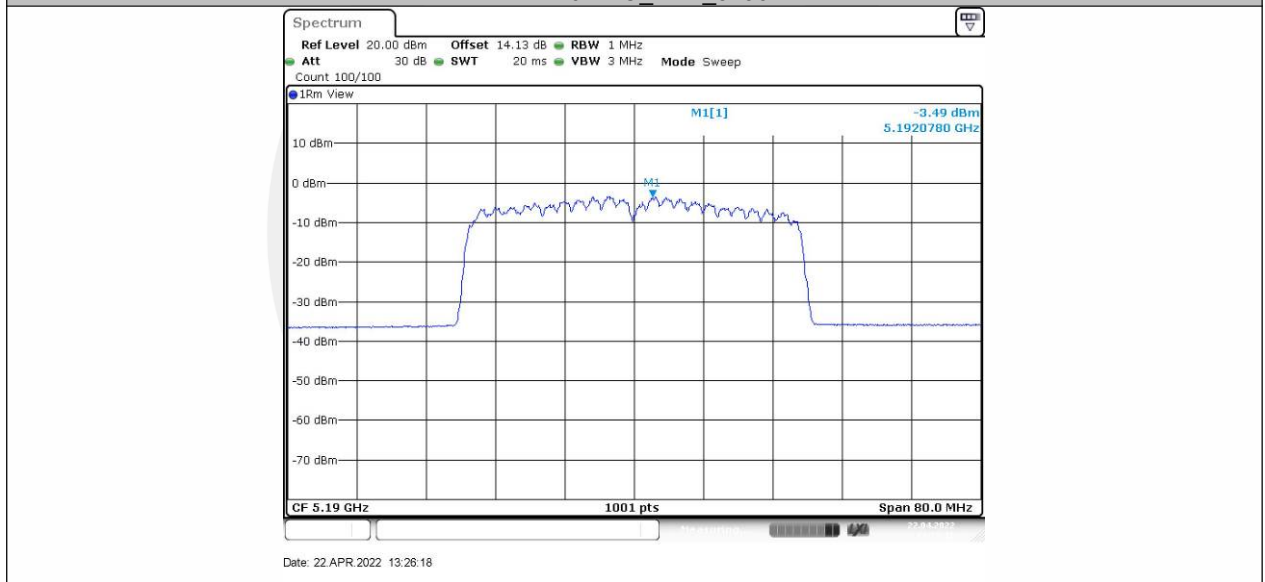
11AX20SISO_Ant2_5825



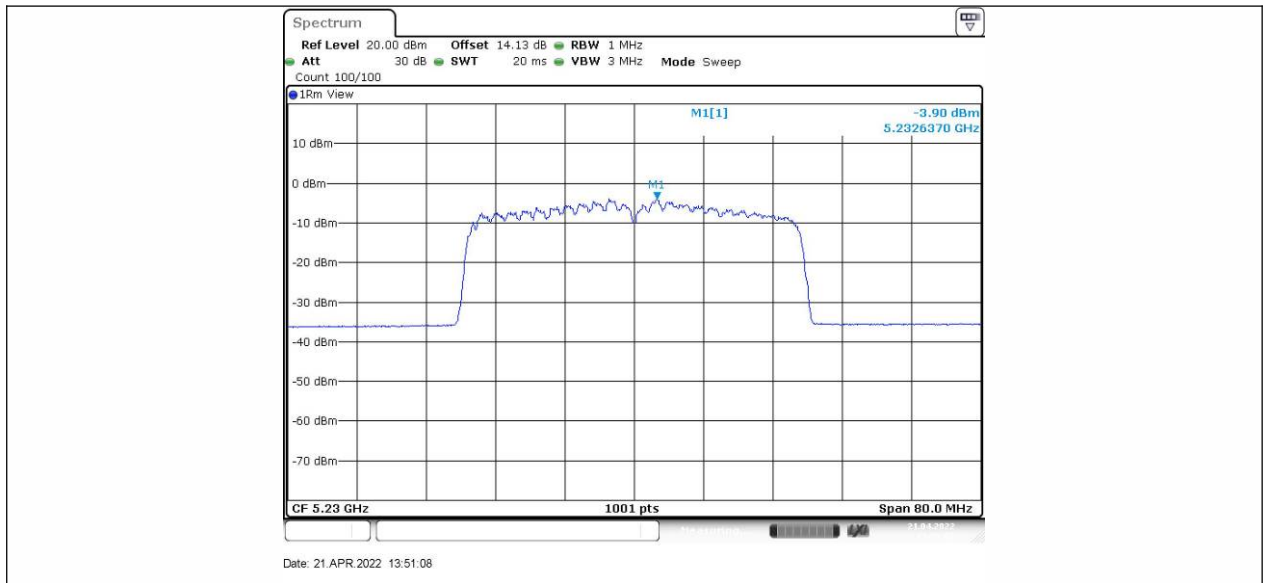
11AX40SISO_Ant1_5190



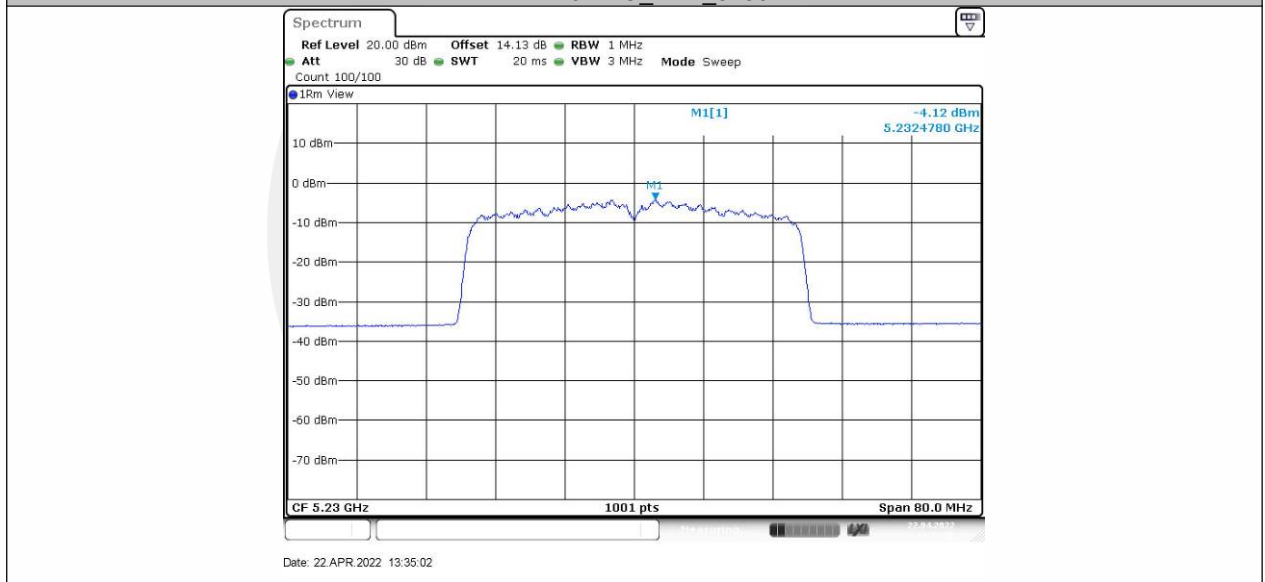
11AX40SISO_Ant2_5190



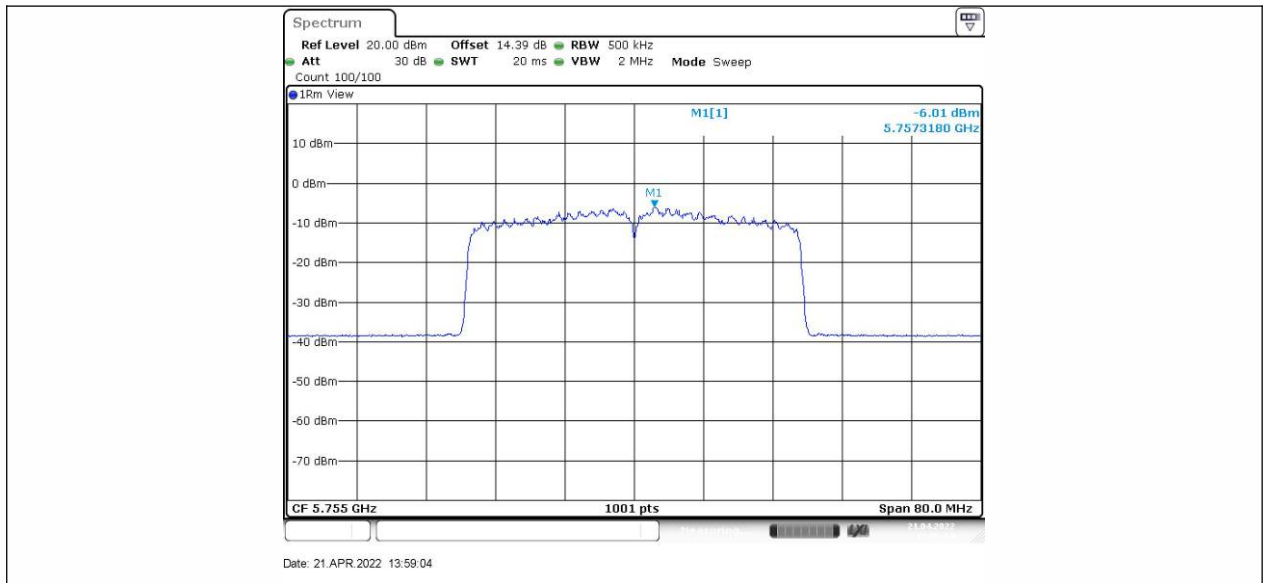
11AX40SISO_Ant1_5230



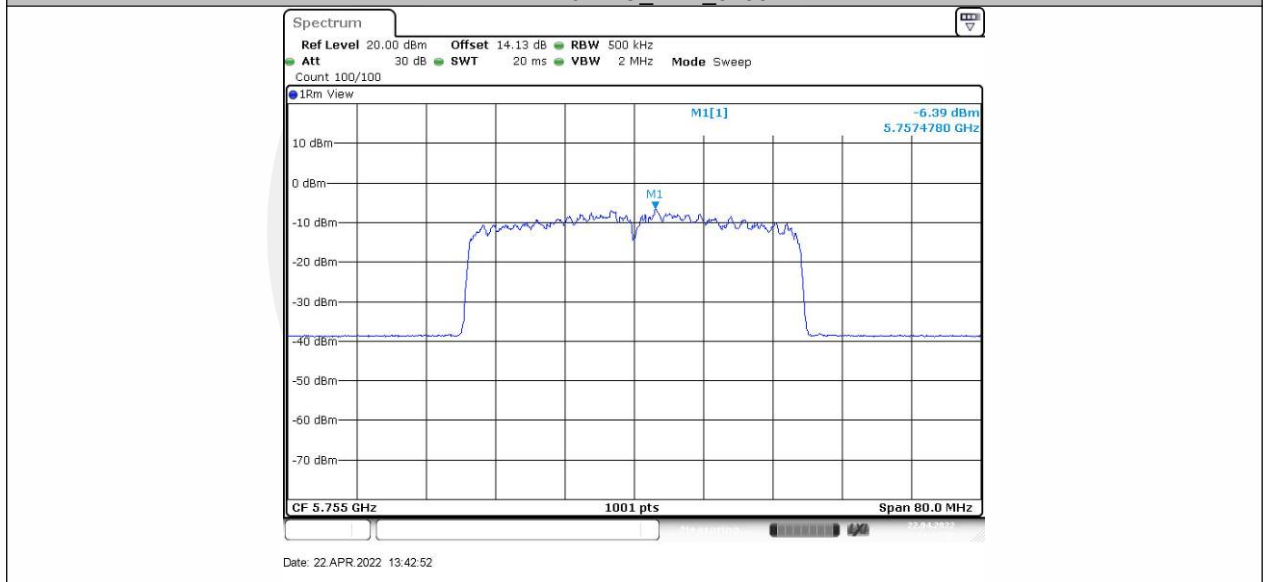
11AX40SISO_Ant2_5230



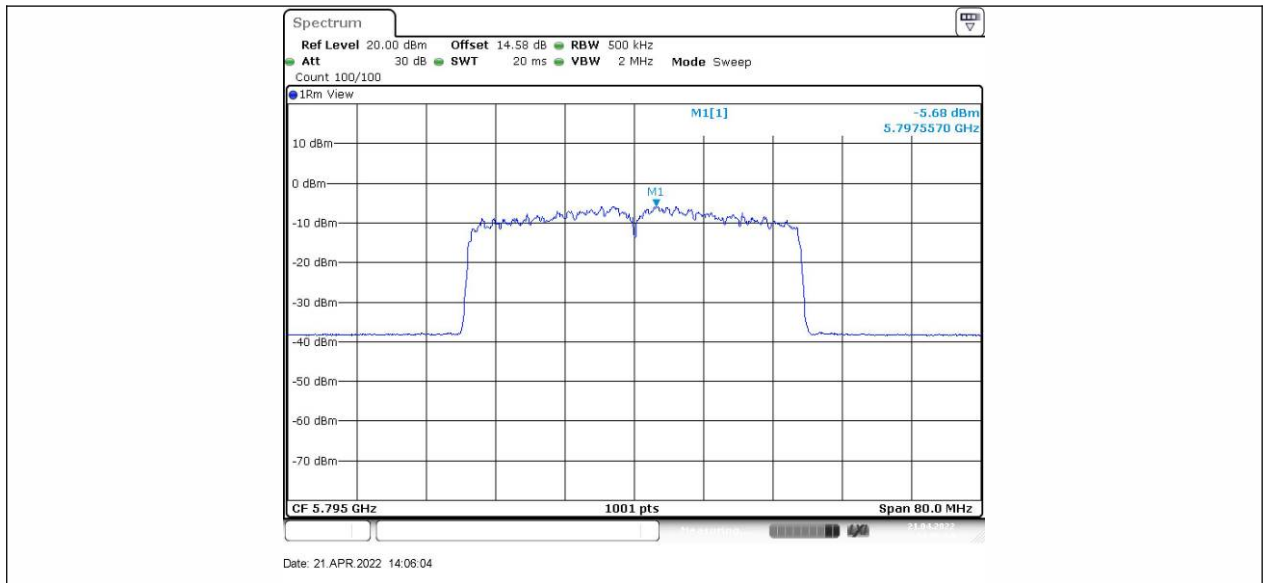
11AX40SISO_Ant1_5755



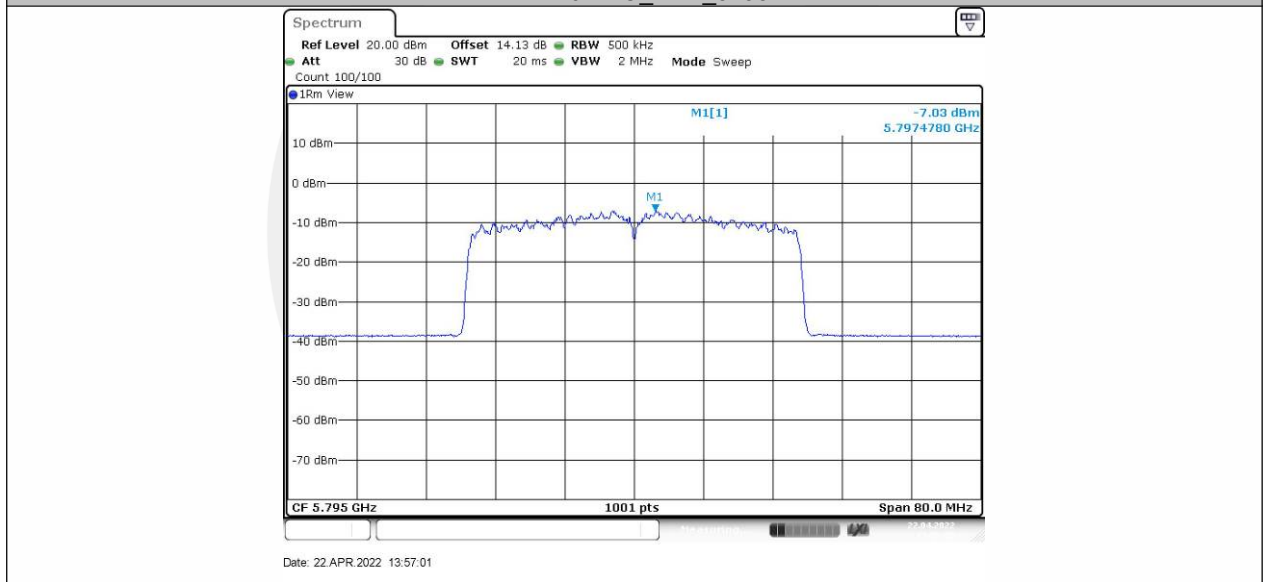
11AX40SISO_Ant2_5755



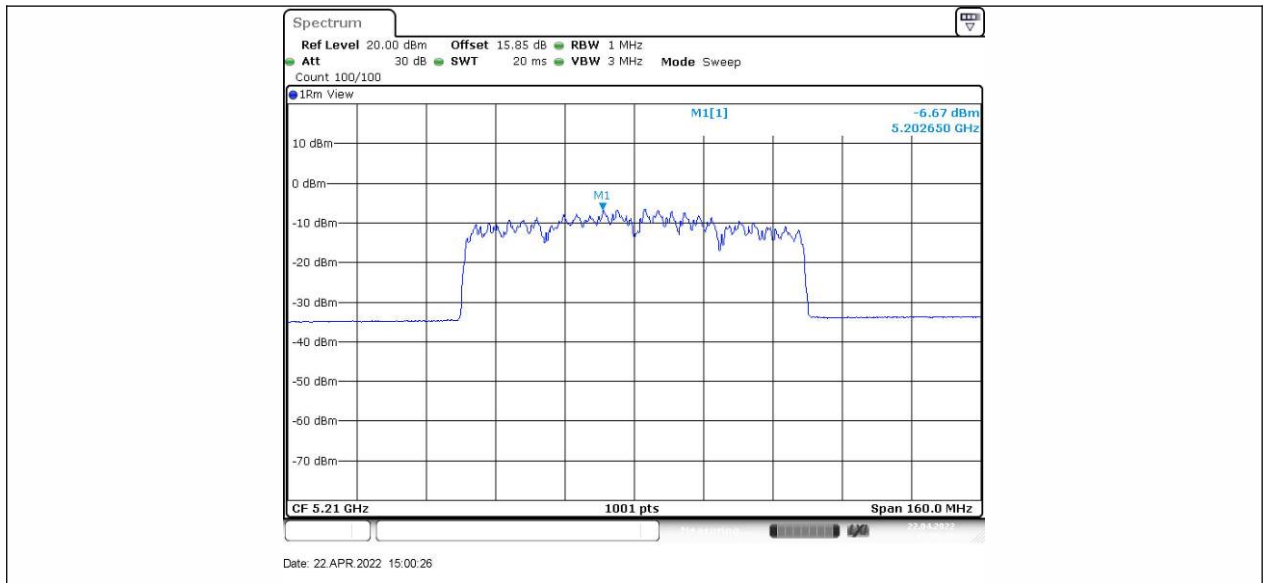
11AX40SISO_Ant1_5795



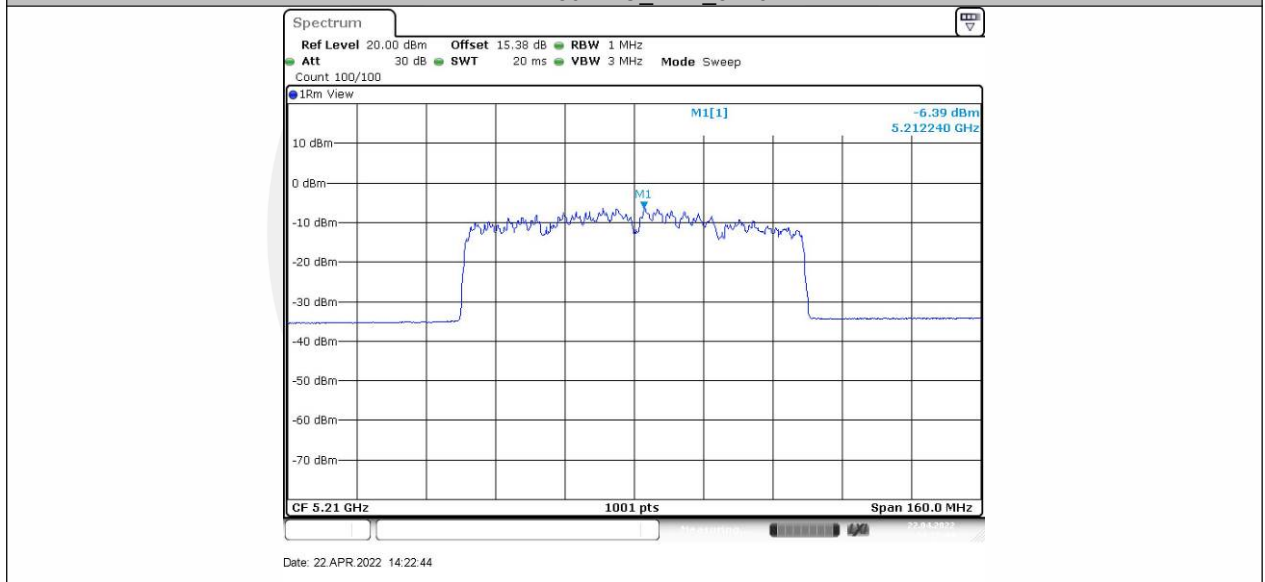
11AX40SISO_Ant2_5795



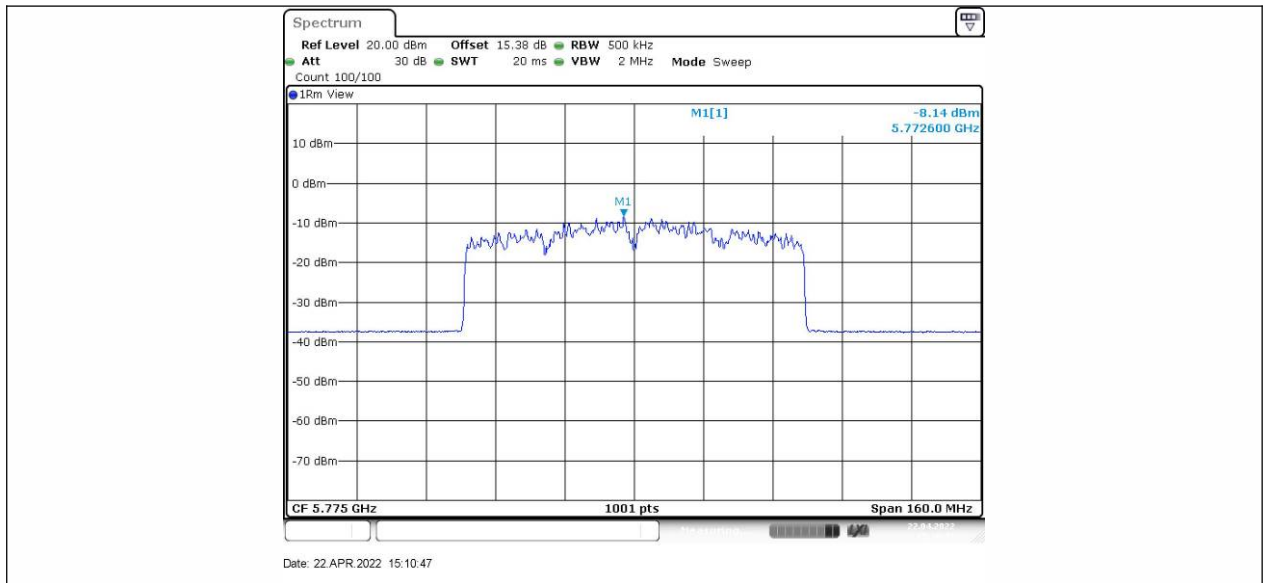
11AX80SISO_Ant1_5210



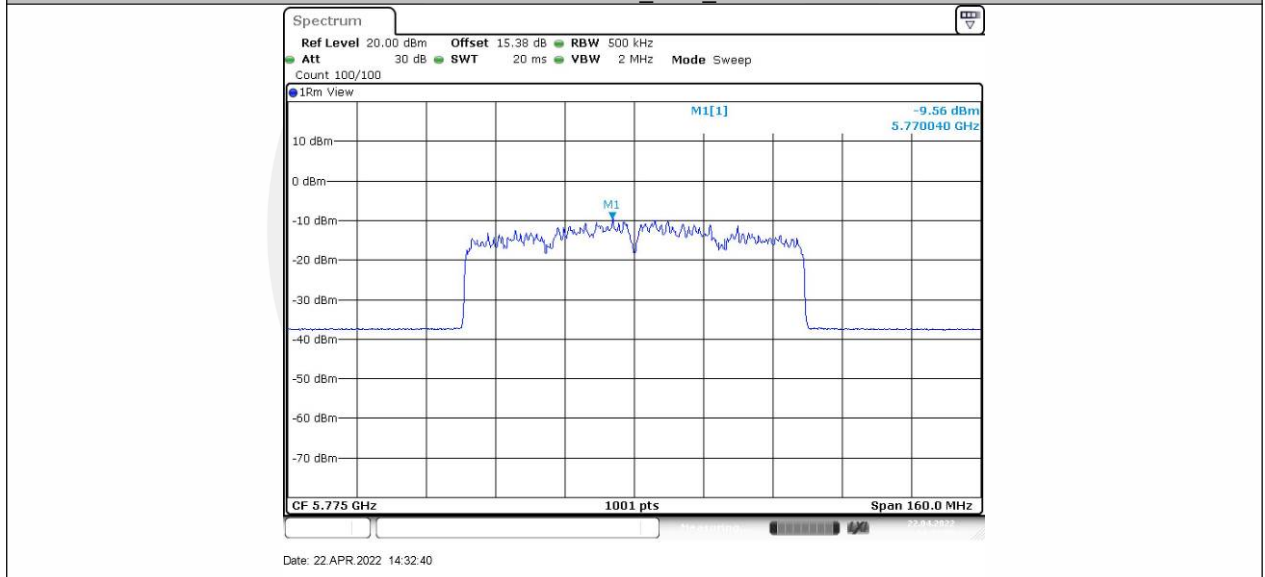
11AX80SISO_Ant2_5210



11AX80SISO_Ant1_5775



11AX80SISO_Ant2_5775



8.4 FREQUENCY STABILITY

8.4.1 Applicable Standard

According to FCC Part 15.407(g)
ANSI C63.10 Section 6.8

8.4.2 Conformance Limit

Manufacturers of U-NII devices are responsible for ensuring frequency stability such that an emission is maintained within the band of operation under all conditions of normal operation as specified in the users manual.

8.4.3 Test Configuration

Test according to clause 6.1 radio frequency test setup

8.4.4 Test Procedure

The RF output of EUT was connected to the spectrum analyzer by RF cable and attenuator. The path loss was compensated to the results for each measurement.

Set to the maximum power setting and enable the EUT transmit continuously

Set RBW = 10 kHz.

Set Span= Entire absence of modulation emissions band

Set the video bandwidth (VBW) =30 kHz. width

Set Detector = Peak.

Set Trace mode = max hold.

Set Sweep = auto couple.

Allow the trace to stabilize.

The test extreme voltage is to change the primary supply voltage from 85 to 115 percent of the nominal value.

Beginning at each temperature level specified in user manual , the frequency shall be measured within one minute after application of primary power to the transmitter and at intervals of no more than one minute thereafter until ten minutes have elapsed or until sufficient measurements are obtained to indicate clearly that the frequency has stabilized within the applicable tolerance, whichever time period is greater. During each test, the ambient temperature shall not be allowed to rise more than 10° centigrade above the respective beginning ambient temperature level

Measure and record the results in the test report.

8.4.5 Test Results

TestMode	Antenna	Frequency [MHz]	Voltage			Deviation (Hz)	Deviation (ppm)	Limit (ppm)	Verdict
			Voltage [Vdc]	Temperature (°C)					
11A	Ant1	5180	NV	NT	0.00	0.000000	20	PASS	
			LV	NT	0.00	0.000000	20	PASS	
			HV	NT	20000.00	3.861004	20	PASS	
	Ant2	5180	NV	NT	0.00	0.000000	20	PASS	
			LV	NT	-20000.00	-3.861004	20	PASS	
			HV	NT	0.00	0.000000	20	PASS	
	Ant1	5220	NV	NT	0.00	0.000000	20	PASS	
			LV	NT	0.00	0.000000	20	PASS	
			HV	NT	0.00	0.000000	20	PASS	
	Ant2	5220	NV	NT	0.00	0.000000	20	PASS	
			LV	NT	-20000.00	-3.831418	20	PASS	
			HV	NT	0.00	0.000000	20	PASS	
	Ant1	5240	NV	NT	0.00	0.000000	20	PASS	
			LV	NT	0.00	0.000000	20	PASS	
			HV	NT	0.00	0.000000	20	PASS	
	Ant2	5240	NV	NT	0.00	0.000000	20	PASS	
			LV	NT	20000.00	3.816794	20	PASS	
			HV	NT	20000.00	3.816794	20	PASS	
	Ant1	5745	NV	NT	0.00	0.000000	20	PASS	
			LV	NT	0.00	0.000000	20	PASS	
			HV	NT	-20000.00	-3.481288	20	PASS	
	Ant2	5745	NV	NT	0.00	0.000000	20	PASS	
			LV	NT	0.00	0.000000	20	PASS	
			HV	NT	-20000.00	-3.481288	20	PASS	
	Ant1	5785	NV	NT	0.00	0.000000	20	PASS	
			LV	NT	0.00	0.000000	20	PASS	
			HV	NT	0.00	0.000000	20	PASS	
	Ant2	5785	NV	NT	0.00	0.000000	20	PASS	
			LV	NT	-20000.00	-3.457217	20	PASS	
			HV	NT	0.00	0.000000	20	PASS	
	Ant1	5825	NV	NT	0.00	0.000000	20	PASS	
			LV	NT	20000.00	3.433476	20	PASS	
			HV	NT	20000.00	3.433476	20	PASS	
	Ant2	5825	NV	NT	-20000.00	-3.433476	20	PASS	
			LV	NT	0.00	0.000000	20	PASS	
			HV	NT	0.00	0.000000	20	PASS	
11N20SIS O	Ant1	5180	NV	NT	20000.00	3.861004	20	PASS	
			LV	NT	-20000.00	-3.861004	20	PASS	
			HV	NT	-40000.00	-7.722008	20	PASS	
	Ant2	5180	NV	NT	20000.00	3.861004	20	PASS	
			LV	NT	-20000.00	-3.861004	20	PASS	
			HV	NT	-20000.00	-3.861004	20	PASS	
	Ant1	5220	NV	NT	60000.00	11.494253	20	PASS	
			LV	NT	0.00	0.000000	20	PASS	
			HV	NT	20000.00	3.831418	20	PASS	
	Ant2	5220	NV	NT	20000.00	3.831418	20	PASS	
			LV	NT	0.00	0.000000	20	PASS	
			HV	NT	20000.00	3.831418	20	PASS	
Ant1	5240	NV	NT	20000.00	3.816794	20	PASS		
		LV	NT	20000.00	3.816794	20	PASS		

	Ant2	5240	HV	NT	20000.00	3.816794	20	PASS		
			NV	NT	0.00	0.000000	20	PASS		
			LV	NT	0.00	0.000000	20	PASS		
	Ant1	5745	HV	NT	20000.00	3.816794	20	PASS		
			NV	NT	20000.00	3.481288	20	PASS		
			LV	NT	20000.00	3.481288	20	PASS		
	Ant2	5745	HV	NT	0.00	0.000000	20	PASS		
			NV	NT	20000.00	3.481288	20	PASS		
			LV	NT	20000.00	3.481288	20	PASS		
	Ant1	5785	HV	NT	-20000.00	-3.481288	20	PASS		
			NV	NT	20000.00	3.457217	20	PASS		
			LV	NT	20000.00	3.457217	20	PASS		
	Ant2	5785	HV	NT	0.00	0.000000	20	PASS		
			NV	NT	20000.00	3.457217	20	PASS		
			LV	NT	20000.00	3.457217	20	PASS		
	Ant1	5825	HV	NT	-20000.00	-3.457217	20	PASS		
			NV	NT	20000.00	3.457217	20	PASS		
			LV	NT	20000.00	3.457217	20	PASS		
	Ant2	5825	HV	NT	0.00	0.000000	20	PASS		
			NV	NT	20000.00	3.433476	20	PASS		
			LV	NT	20000.00	3.433476	20	PASS		
	11N40SIS O	Ant1	5190	HV	NT	20000.00	3.816794	20	PASS	
				NV	NT	200000.00	38.535645	20	PASS	
				LV	NT	40000.00	7.707129	20	PASS	
		Ant2	5190	HV	NT	-40000.00	-7.707129	20	PASS	
				NV	NT	-80000.00	-15.414258	20	PASS	
				LV	NT	0.00	0.000000	20	PASS	
		Ant1	5230	HV	NT	0.00	0.000000	20	PASS	
				NV	NT	40000.00	7.648184	20	PASS	
				LV	NT	0.00	0.000000	20	PASS	
		Ant2	5230	HV	NT	0.00	0.000000	20	PASS	
				NV	NT	0.00	0.000000	20	PASS	
				LV	NT	-80000.00	-15.296367	20	PASS	
		Ant1	5755	HV	NT	0.00	0.000000	20	PASS	
				NV	NT	-40000.00	-6.950478	20	PASS	
				LV	NT	40000.00	6.950478	20	PASS	
Ant2		5755	HV	NT	40000.00	6.950478	20	PASS		
			NV	NT	-80000.00	-13.900956	20	PASS		
			LV	NT	0.00	0.000000	20	PASS		
Ant1		5795	HV	NT	40000.00	6.950478	20	PASS		
			NV	NT	40000.00	6.902502	20	PASS		
			LV	NT	0.00	0.000000	20	PASS		
Ant2		5795	HV	NT	200000.00	34.512511	20	PASS		
			NV	NT	0.00	0.000000	20	PASS		
			LV	NT	40000.00	6.902502	20	PASS		
11AC20SI SO		Ant1	5180	HV	NT	280000.00	48.317515	20	PASS	
				NV	NT	20000.00	3.861004	20	PASS	
				LV	NT	-20000.00	-3.861004	20	PASS	
		Ant2	5180	HV	NT	0.00	0.000000	20	PASS	
				NV	NT	0.00	0.000000	20	PASS	
				LV	NT	-20000.00	-3.861004	20	PASS	
		Ant1	5220	HV	NT	0.00	0.000000	20	PASS	
				NV	NT	20000.00	3.831418	20	PASS	
				LV	NT	0.00	0.000000	20	PASS	
					HV	NT	20000.00	3.831418	20	PASS

	Ant2	5220	NV	NT	0.00	0.000000	20	PASS	
			LV	NT	0.00	0.000000	20	PASS	
			HV	NT	-20000.00	-3.831418	20	PASS	
	Ant1	5240	NV	NT	0.00	0.000000	20	PASS	
			LV	NT	20000.00	3.816794	20	PASS	
			HV	NT	40000.00	7.633588	20	PASS	
	Ant2	5240	NV	NT	0.00	0.000000	20	PASS	
			LV	NT	0.00	0.000000	20	PASS	
			HV	NT	20000.00	3.816794	20	PASS	
	Ant1	5745	NV	NT	0.00	0.000000	20	PASS	
			LV	NT	0.00	0.000000	20	PASS	
			HV	NT	0.00	0.000000	20	PASS	
	Ant2	5745	NV	NT	0.00	0.000000	20	PASS	
			LV	NT	0.00	0.000000	20	PASS	
			HV	NT	-20000.00	-3.481288	20	PASS	
	Ant1	5785	NV	NT	0.00	0.000000	20	PASS	
			LV	NT	20000.00	3.457217	20	PASS	
			HV	NT	20000.00	3.457217	20	PASS	
	Ant2	5785	NV	NT	0.00	0.000000	20	PASS	
			LV	NT	0.00	0.000000	20	PASS	
			HV	NT	-20000.00	-3.457217	20	PASS	
	Ant1	5825	NV	NT	20000.00	3.433476	20	PASS	
			LV	NT	20000.00	3.433476	20	PASS	
			HV	NT	20000.00	3.433476	20	PASS	
	Ant2	5825	NV	NT	20000.00	3.433476	20	PASS	
			LV	NT	0.00	0.000000	20	PASS	
			HV	NT	0.00	0.000000	20	PASS	
	11AC40SI SO	Ant1	5190	NV	NT	-200000.00	-38.535645	20	PASS
				LV	NT	40000.00	7.707129	20	PASS
				HV	NT	80000.00	15.414258	20	PASS
		Ant2	5190	NV	NT	-40000.00	-7.707129	20	PASS
				LV	NT	160000.00	30.828516	20	PASS
				HV	NT	0.00	0.000000	20	PASS
		Ant1	5230	NV	NT	40000.00	7.648184	20	PASS
				LV	NT	-160000.00	-30.592734	20	PASS
				HV	NT	-40000.00	-7.648184	20	PASS
Ant2		5230	NV	NT	40000.00	7.648184	20	PASS	
			LV	NT	0.00	0.000000	20	PASS	
			HV	NT	0.00	0.000000	20	PASS	
Ant1		5755	NV	NT	40000.00	6.950478	20	PASS	
			LV	NT	40000.00	6.950478	20	PASS	
			HV	NT	120000.00	20.851434	20	PASS	
Ant2		5755	NV	NT	160000.00	27.801911	20	PASS	
			LV	NT	-320000.00	-55.603823	20	PASS	
			HV	NT	40000.00	6.950478	20	PASS	
Ant1		5795	NV	NT	120000.00	20.707506	20	PASS	
			LV	NT	0.00	0.000000	20	PASS	
			HV	NT	-120000.00	-20.707506	20	PASS	
Ant2		5795	NV	NT	40000.00	6.902502	20	PASS	
			LV	NT	0.00	0.000000	20	PASS	
			HV	NT	40000.00	6.902502	20	PASS	
11AC80SI SO		Ant1	5210	NV	NT	320000.00	61.420345	20	PASS
				LV	NT	0.00	0.000000	20	PASS
				HV	NT	0.00	0.000000	20	PASS
		Ant2	5210	NV	NT	-160000.00	-30.710173	20	PASS

			LV	NT	-160000.00	-30.710173	20	PASS
			HV	NT	320000.00	61.420345	20	PASS
	Ant1	5775	NV	NT	0.00	0.000000	20	PASS
			LV	NT	0.00	0.000000	20	PASS
			HV	NT	320000.00	55.411255	20	PASS
	Ant2	5775	NV	NT	0.00	0.000000	20	PASS
			LV	NT	80000.00	13.852814	20	PASS
			HV	NT	-160000.00	-27.705628	20	PASS
11AX20SI SO	Ant1	5180	NV	NT	20000.00	3.861004	20	PASS
			LV	NT	20000.00	3.861004	20	PASS
			HV	NT	20000.00	3.861004	20	PASS
	Ant2	5180	NV	NT	0.00	0.000000	20	PASS
			LV	NT	0.00	0.000000	20	PASS
			HV	NT	0.00	0.000000	20	PASS
	Ant1	5220	NV	NT	0.00	0.000000	20	PASS
			LV	NT	0.00	0.000000	20	PASS
			HV	NT	20000.00	3.831418	20	PASS
	Ant2	5220	NV	NT	0.00	0.000000	20	PASS
			LV	NT	0.00	0.000000	20	PASS
			HV	NT	0.00	0.000000	20	PASS
	Ant1	5240	NV	NT	0.00	0.000000	20	PASS
			LV	NT	0.00	0.000000	20	PASS
			HV	NT	0.00	0.000000	20	PASS
	Ant2	5240	NV	NT	0.00	0.000000	20	PASS
			LV	NT	0.00	0.000000	20	PASS
			HV	NT	0.00	0.000000	20	PASS
	Ant1	5745	NV	NT	0.00	0.000000	20	PASS
			LV	NT	0.00	0.000000	20	PASS
			HV	NT	0.00	0.000000	20	PASS
	Ant2	5745	NV	NT	0.00	0.000000	20	PASS
			LV	NT	0.00	0.000000	20	PASS
			HV	NT	0.00	0.000000	20	PASS
	Ant1	5785	NV	NT	0.00	0.000000	20	PASS
			LV	NT	0.00	0.000000	20	PASS
			HV	NT	0.00	0.000000	20	PASS
	Ant2	5785	NV	NT	0.00	0.000000	20	PASS
			LV	NT	0.00	0.000000	20	PASS
			HV	NT	0.00	0.000000	20	PASS
	Ant1	5825	NV	NT	0.00	0.000000	20	PASS
			LV	NT	0.00	0.000000	20	PASS
			HV	NT	0.00	0.000000	20	PASS
	Ant2	5825	NV	NT	0.00	0.000000	20	PASS
			LV	NT	0.00	0.000000	20	PASS
			HV	NT	0.00	0.000000	20	PASS
11AX40SI SO	Ant1	5190	NV	NT	-120000.00	-23.121387	20	PASS
			LV	NT	-120000.00	-23.121387	20	PASS
			HV	NT	-120000.00	-23.121387	20	PASS
	Ant2	5190	NV	NT	-40000.00	-7.707129	20	PASS
			LV	NT	0.00	0.000000	20	PASS
			HV	NT	0.00	0.000000	20	PASS
	Ant1	5230	NV	NT	-40000.00	-7.648184	20	PASS
			LV	NT	-40000.00	-7.648184	20	PASS
			HV	NT	40000.00	7.648184	20	PASS
	Ant2	5230	NV	NT	-40000.00	-7.648184	20	PASS
			LV	NT	80000.00	15.296367	20	PASS

	Ant1	5755	HV	NT	-40000.00	-7.648184	20	PASS
			NV	NT	40000.00	6.950478	20	PASS
			LV	NT	-80000.00	-13.900956	20	PASS
	Ant2	5755	HV	NT	0.00	0.000000	20	PASS
			NV	NT	40000.00	6.950478	20	PASS
			LV	NT	-40000.00	-6.950478	20	PASS
	Ant1	5795	HV	NT	-40000.00	-6.950478	20	PASS
			NV	NT	40000.00	6.902502	20	PASS
			LV	NT	-40000.00	-6.902502	20	PASS
	Ant2	5795	HV	NT	120000.00	20.707506	20	PASS
			NV	NT	40000.00	6.902502	20	PASS
			LV	NT	0.00	0.000000	20	PASS
11AX80SI SO	Ant1	5210	HV	NT	80000.00	13.805004	20	PASS
			NV	NT	-480000.00	-92.130518	20	PASS
			LV	NT	-160000.00	-30.710173	20	PASS
	Ant2	5210	HV	NT	-480000.00	-92.130518	20	PASS
			NV	NT	-80000.00	-15.355086	20	PASS
			LV	NT	-160000.00	-30.710173	20	PASS
	Ant1	5775	HV	NT	-160000.00	-30.710173	20	PASS
			NV	NT	0.00	0.000000	20	PASS
			LV	NT	-320000.00	-55.411255	20	PASS
	Ant2	5775	HV	NT	160000.00	27.705628	20	PASS
			NV	NT	-400000.00	-69.264069	20	PASS
			LV	NT	-80000.00	-13.852814	20	PASS
			HV	NT	-80000.00	-13.852814	20	PASS

TestMode	Antenna	Frequency [MHz]	Temperature					Limit (ppm)	Verdict
			Voltage [Vdc]	Temperature (°C)	Deviation (Hz)	Deviation (ppm)	Deviation (ppm)		
11A	Ant1	5180	NV	-5	-20000.00	-3.861004	20	PASS	
			NV	0	0.00	0.000000	20	PASS	
			NV	10	0.00	0.000000	20	PASS	
			NV	20	-20000.00	-3.861004	20	PASS	
			NV	30	-20000.00	-3.861004	20	PASS	
			NV	40	-20000.00	-3.861004	20	PASS	
	Ant2	5180	NV	-5	0.00	0.000000	20	PASS	
			NV	0	20000.00	3.861004	20	PASS	
			NV	10	-20000.00	-3.861004	20	PASS	
			NV	20	0.00	0.000000	20	PASS	
			NV	30	0.00	0.000000	20	PASS	
			NV	40	-20000.00	-3.861004	20	PASS	
	Ant1	5220	NV	-5	-20000.00	-3.831418	20	PASS	
			NV	0	0.00	0.000000	20	PASS	
			NV	10	0.00	0.000000	20	PASS	
			NV	20	0.00	0.000000	20	PASS	
			NV	30	0.00	0.000000	20	PASS	
			NV	40	0.00	0.000000	20	PASS	
	Ant2	5220	NV	-5	0.00	0.000000	20	PASS	
			NV	0	0.00	0.000000	20	PASS	
			NV	10	0.00	0.000000	20	PASS	
			NV	20	-20000.00	-3.831418	20	PASS	
			NV	30	0.00	0.000000	20	PASS	
			NV	40	0.00	0.000000	20	PASS	
	Ant1	5240	NV	-5	20000.00	3.816794	20	PASS	
			NV	0	0.00	0.000000	20	PASS	
			NV	10	20000.00	3.816794	20	PASS	
			NV	20	0.00	0.000000	20	PASS	
			NV	30	20000.00	3.816794	20	PASS	
			NV	40	20000.00	3.816794	20	PASS	
	Ant2	5240	NV	-5	-20000.00	-3.816794	20	PASS	
			NV	0	0.00	0.000000	20	PASS	
			NV	10	0.00	0.000000	20	PASS	
			NV	20	0.00	0.000000	20	PASS	
			NV	30	-20000.00	-3.816794	20	PASS	
			NV	40	-20000.00	-3.816794	20	PASS	
	Ant1	5745	NV	-5	0.00	0.000000	20	PASS	
			NV	0	0.00	0.000000	20	PASS	
			NV	10	20000.00	3.481288	20	PASS	
			NV	20	-20000.00	-3.481288	20	PASS	
			NV	30	20000.00	3.481288	20	PASS	
			NV	40	20000.00	3.481288	20	PASS	
Ant2	5745	NV	-5	20000.00	3.481288	20	PASS		
		NV	0	0.00	0.000000	20	PASS		
		NV	10	0.00	0.000000	20	PASS		
		NV	20	20000.00	3.481288	20	PASS		
		NV	30	0.00	0.000000	20	PASS		
		NV	40	-20000.00	-3.481288	20	PASS		
Ant1	5785	NV	-5	20000.00	3.457217	20	PASS		
		NV	0	0.00	0.000000	20	PASS		

			NV	10	40000.00	6.914434	20	PASS
			NV	20	20000.00	3.457217	20	PASS
			NV	30	0.00	0.000000	20	PASS
			NV	40	0.00	0.000000	20	PASS
	Ant2	5785	NV	-5	0.00	0.000000	20	PASS
			NV	0	20000.00	3.457217	20	PASS
			NV	10	20000.00	3.457217	20	PASS
			NV	20	0.00	0.000000	20	PASS
			NV	30	20000.00	3.457217	20	PASS
			NV	40	20000.00	3.457217	20	PASS
	Ant1	5825	NV	-5	0.00	0.000000	20	PASS
			NV	0	0.00	0.000000	20	PASS
			NV	10	-20000.00	-3.433476	20	PASS
			NV	20	0.00	0.000000	20	PASS
			NV	30	40000.00	6.866953	20	PASS
			NV	40	20000.00	3.433476	20	PASS
	Ant2	5825	NV	-5	20000.00	3.433476	20	PASS
			NV	0	20000.00	3.433476	20	PASS
			NV	10	0.00	0.000000	20	PASS
			NV	20	0.00	0.000000	20	PASS
NV			30	20000.00	3.433476	20	PASS	
NV			40	20000.00	3.433476	20	PASS	
11N20SIS O	Ant1	5180	NV	-5	20000.00	3.861004	20	PASS
			NV	0	20000.00	3.861004	20	PASS
			NV	10	20000.00	3.861004	20	PASS
			NV	20	20000.00	3.861004	20	PASS
			NV	30	20000.00	3.861004	20	PASS
			NV	40	20000.00	3.861004	20	PASS
	Ant2	5180	NV	-5	0.00	0.000000	20	PASS
			NV	0	-40000.00	-7.722008	20	PASS
			NV	10	0.00	0.000000	20	PASS
			NV	20	0.00	0.000000	20	PASS
			NV	30	0.00	0.000000	20	PASS
			NV	40	-20000.00	-3.861004	20	PASS
	Ant1	5220	NV	-5	0.00	0.000000	20	PASS
			NV	0	20000.00	3.831418	20	PASS
			NV	10	20000.00	3.831418	20	PASS
			NV	20	40000.00	7.662835	20	PASS
			NV	30	20000.00	3.831418	20	PASS
			NV	40	0.00	0.000000	20	PASS
	Ant2	5220	NV	-5	0.00	0.000000	20	PASS
			NV	0	0.00	0.000000	20	PASS
			NV	10	-20000.00	-3.831418	20	PASS
			NV	20	-20000.00	-3.831418	20	PASS
			NV	30	-20000.00	-3.831418	20	PASS
			NV	40	20000.00	3.831418	20	PASS
Ant1	5240	NV	-5	40000.00	7.633588	20	PASS	
		NV	0	20000.00	3.816794	20	PASS	
		NV	10	20000.00	3.816794	20	PASS	
		NV	20	-20000.00	-3.816794	20	PASS	
		NV	30	-20000.00	-3.816794	20	PASS	
		NV	40	40000.00	7.633588	20	PASS	
Ant2	5240	NV	-5	0.00	0.000000	20	PASS	
		NV	0	0.00	0.000000	20	PASS	
		NV	10	0.00	0.000000	20	PASS	

			NV	20	20000.00	3.816794	20	PASS
			NV	30	-40000.00	-7.633588	20	PASS
			NV	40	0.00	0.000000	20	PASS
Ant1	5745	NV	-5	20000.00	3.481288	20	PASS	
		NV	0	0.00	0.000000	20	PASS	
		NV	10	20000.00	3.481288	20	PASS	
		NV	20	0.00	0.000000	20	PASS	
		NV	30	0.00	0.000000	20	PASS	
		NV	40	0.00	0.000000	20	PASS	
		NV	40	0.00	0.000000	20	PASS	
Ant2	5745	NV	-5	-20000.00	-3.481288	20	PASS	
		NV	0	0.00	0.000000	20	PASS	
		NV	10	40000.00	6.962576	20	PASS	
		NV	20	0.00	0.000000	20	PASS	
		NV	30	-20000.00	-3.481288	20	PASS	
		NV	40	-20000.00	-3.481288	20	PASS	
Ant1	5785	NV	-5	20000.00	3.457217	20	PASS	
		NV	0	20000.00	3.457217	20	PASS	
		NV	10	0.00	0.000000	20	PASS	
		NV	20	20000.00	3.457217	20	PASS	
		NV	30	20000.00	3.457217	20	PASS	
		NV	40	60000.00	10.371651	20	PASS	
Ant2	5785	NV	-5	20000.00	3.457217	20	PASS	
		NV	0	20000.00	3.457217	20	PASS	
		NV	10	20000.00	3.457217	20	PASS	
		NV	20	0.00	0.000000	20	PASS	
		NV	30	20000.00	3.457217	20	PASS	
		NV	40	0.00	0.000000	20	PASS	
Ant1	5825	NV	-5	0.00	0.000000	20	PASS	
		NV	0	0.00	0.000000	20	PASS	
		NV	10	0.00	0.000000	20	PASS	
		NV	20	20000.00	3.433476	20	PASS	
		NV	30	20000.00	3.433476	20	PASS	
		NV	40	20000.00	3.433476	20	PASS	
Ant2	5825	NV	-5	20000.00	3.433476	20	PASS	
		NV	0	-20000.00	-3.433476	20	PASS	
		NV	10	0.00	0.000000	20	PASS	
		NV	20	-20000.00	-3.433476	20	PASS	
		NV	30	20000.00	3.433476	20	PASS	
		NV	40	0.00	0.000000	20	PASS	
11N40SIS O	Ant1	5190	NV	-5	-40000.00	-7.707129	20	PASS
			NV	0	40000.00	7.707129	20	PASS
			NV	10	80000.00	15.414258	20	PASS
			NV	20	0.00	0.000000	20	PASS
			NV	30	40000.00	7.707129	20	PASS
			NV	40	0.00	0.000000	20	PASS
	Ant2	5190	NV	-5	-160000.00	-30.828516	20	PASS
			NV	0	-40000.00	-7.707129	20	PASS
			NV	10	-200000.00	-38.535645	20	PASS
			NV	20	0.00	0.000000	20	PASS
			NV	30	0.00	0.000000	20	PASS
			NV	40	-40000.00	-7.707129	20	PASS
	Ant1	5230	NV	-5	0.00	0.000000	20	PASS
			NV	0	0.00	0.000000	20	PASS
			NV	10	0.00	0.000000	20	PASS
NV			20	0.00	0.000000	20	PASS	

			NV	30	40000.00	7.648184	20	PASS
			NV	40	-80000.00	-15.296367	20	PASS
	Ant2	5230	NV	-5	0.00	0.000000	20	PASS
			NV	0	40000.00	7.648184	20	PASS
			NV	10	0.00	0.000000	20	PASS
			NV	20	0.00	0.000000	20	PASS
			NV	30	0.00	0.000000	20	PASS
			NV	40	160000.00	30.592734	20	PASS
	Ant1	5755	NV	-5	40000.00	6.950478	20	PASS
			NV	0	0.00	0.000000	20	PASS
			NV	10	40000.00	6.950478	20	PASS
			NV	20	40000.00	6.950478	20	PASS
			NV	30	-40000.00	-6.950478	20	PASS
			NV	40	0.00	0.000000	20	PASS
	Ant2	5755	NV	-5	0.00	0.000000	20	PASS
			NV	0	-160000.00	-27.801911	20	PASS
			NV	10	40000.00	6.950478	20	PASS
			NV	20	40000.00	6.950478	20	PASS
			NV	30	-40000.00	-6.950478	20	PASS
			NV	40	0.00	0.000000	20	PASS
	Ant1	5795	NV	-5	-40000.00	-6.902502	20	PASS
			NV	0	0.00	0.000000	20	PASS
			NV	10	0.00	0.000000	20	PASS
			NV	20	0.00	0.000000	20	PASS
			NV	30	160000.00	27.610009	20	PASS
			NV	40	-120000.00	-20.707506	20	PASS
	Ant2	5795	NV	-5	-40000.00	-6.902502	20	PASS
			NV	0	0.00	0.000000	20	PASS
NV			10	0.00	0.000000	20	PASS	
NV			20	0.00	0.000000	20	PASS	
NV			30	40000.00	6.902502	20	PASS	
NV			40	0.00	0.000000	20	PASS	
11AC20SI SO	Ant1	5180	NV	-5	20000.00	3.861004	20	PASS
			NV	0	0.00	0.000000	20	PASS
			NV	10	20000.00	3.861004	20	PASS
			NV	20	20000.00	3.861004	20	PASS
			NV	30	0.00	0.000000	20	PASS
	Ant2	5180	NV	40	20000.00	3.861004	20	PASS
			NV	-5	0.00	0.000000	20	PASS
			NV	0	0.00	0.000000	20	PASS
			NV	10	-20000.00	-3.861004	20	PASS
			NV	20	0.00	0.000000	20	PASS
			NV	30	0.00	0.000000	20	PASS
	Ant1	5220	NV	40	0.00	0.000000	20	PASS
			NV	-5	20000.00	3.831418	20	PASS
			NV	0	0.00	0.000000	20	PASS
			NV	10	0.00	0.000000	20	PASS
			NV	20	-20000.00	-3.831418	20	PASS
			NV	30	0.00	0.000000	20	PASS
	Ant2	5220	NV	40	0.00	0.000000	20	PASS
			NV	-5	0.00	0.000000	20	PASS
			NV	0	0.00	0.000000	20	PASS
NV			10	-20000.00	-3.831418	20	PASS	
NV			20	0.00	0.000000	20	PASS	
			NV	30	0.00	0.000000	20	PASS

	Ant1	5240	NV	40	0.00	0.000000	20	PASS
			NV	-5	40000.00	7.633588	20	PASS
			NV	0	0.00	0.000000	20	PASS
			NV	10	20000.00	3.816794	20	PASS
			NV	20	0.00	0.000000	20	PASS
			NV	30	20000.00	3.816794	20	PASS
	Ant2	5240	NV	40	20000.00	3.816794	20	PASS
			NV	-5	0.00	0.000000	20	PASS
			NV	0	0.00	0.000000	20	PASS
			NV	10	0.00	0.000000	20	PASS
			NV	20	0.00	0.000000	20	PASS
			NV	30	-20000.00	-3.816794	20	PASS
	Ant1	5745	NV	40	0.00	0.000000	20	PASS
			NV	-5	20000.00	3.481288	20	PASS
			NV	0	0.00	0.000000	20	PASS
			NV	10	0.00	0.000000	20	PASS
			NV	20	20000.00	3.481288	20	PASS
			NV	30	0.00	0.000000	20	PASS
	Ant2	5745	NV	40	40000.00	6.962576	20	PASS
			NV	-5	0.00	0.000000	20	PASS
			NV	0	-20000.00	-3.481288	20	PASS
			NV	10	0.00	0.000000	20	PASS
			NV	20	20000.00	3.481288	20	PASS
			NV	30	0.00	0.000000	20	PASS
	Ant1	5785	NV	40	0.00	0.000000	20	PASS
			NV	-5	20000.00	3.457217	20	PASS
			NV	0	40000.00	6.914434	20	PASS
			NV	10	20000.00	3.457217	20	PASS
			NV	20	20000.00	3.457217	20	PASS
			NV	30	20000.00	3.457217	20	PASS
Ant2	5785	NV	40	20000.00	3.457217	20	PASS	
		NV	-5	0.00	0.000000	20	PASS	
		NV	0	0.00	0.000000	20	PASS	
		NV	10	0.00	0.000000	20	PASS	
		NV	20	0.00	0.000000	20	PASS	
		NV	30	0.00	0.000000	20	PASS	
Ant1	5825	NV	40	0.00	0.000000	20	PASS	
		NV	-5	0.00	0.000000	20	PASS	
		NV	0	-20000.00	-3.433476	20	PASS	
		NV	10	20000.00	3.433476	20	PASS	
		NV	20	20000.00	3.433476	20	PASS	
		NV	30	20000.00	3.433476	20	PASS	
Ant2	5825	NV	40	0.00	0.000000	20	PASS	
		NV	-5	-20000.00	-3.433476	20	PASS	
		NV	0	0.00	0.000000	20	PASS	
		NV	10	0.00	0.000000	20	PASS	
		NV	20	20000.00	3.433476	20	PASS	
		NV	30	0.00	0.000000	20	PASS	
11AC40SI SO	Ant1	5190	NV	40	0.00	0.000000	20	PASS
			NV	-5	40000.00	7.707129	20	PASS
			NV	0	0.00	0.000000	20	PASS
			NV	10	80000.00	15.414258	20	PASS
			NV	20	0.00	0.000000	20	PASS
			NV	30	-80000.00	-15.414258	20	PASS
			NV	40	-80000.00	-15.414258	20	PASS

	Ant2	5190	NV	-5	-120000.00	-23.121387	20	PASS
			NV	0	0.00	0.000000	20	PASS
			NV	10	40000.00	7.707129	20	PASS
			NV	20	-320000.00	-61.657033	20	PASS
			NV	30	40000.00	7.707129	20	PASS
			NV	40	40000.00	7.707129	20	PASS
	Ant1	5230	NV	-5	0.00	0.000000	20	PASS
			NV	0	-40000.00	-7.648184	20	PASS
			NV	10	0.00	0.000000	20	PASS
			NV	20	40000.00	7.648184	20	PASS
			NV	30	-40000.00	-7.648184	20	PASS
			NV	40	0.00	0.000000	20	PASS
	Ant2	5230	NV	-5	0.00	0.000000	20	PASS
			NV	0	0.00	0.000000	20	PASS
			NV	10	-40000.00	-7.648184	20	PASS
			NV	20	-120000.00	-22.944551	20	PASS
			NV	30	0.00	0.000000	20	PASS
			NV	40	0.00	0.000000	20	PASS
	Ant1	5755	NV	-5	0.00	0.000000	20	PASS
			NV	0	0.00	0.000000	20	PASS
			NV	10	40000.00	6.950478	20	PASS
			NV	20	-120000.00	-20.851434	20	PASS
			NV	30	0.00	0.000000	20	PASS
			NV	40	160000.00	27.801911	20	PASS
	Ant2	5755	NV	-5	40000.00	6.950478	20	PASS
			NV	0	0.00	0.000000	20	PASS
			NV	10	-40000.00	-6.950478	20	PASS
			NV	20	0.00	0.000000	20	PASS
			NV	30	160000.00	27.801911	20	PASS
			NV	40	80000.00	13.900956	20	PASS
	Ant1	5795	NV	-5	-40000.00	-6.902502	20	PASS
			NV	0	40000.00	6.902502	20	PASS
			NV	10	0.00	0.000000	20	PASS
			NV	20	0.00	0.000000	20	PASS
			NV	30	40000.00	6.902502	20	PASS
			NV	40	40000.00	6.902502	20	PASS
	Ant2	5795	NV	-5	40000.00	6.902502	20	PASS
			NV	0	160000.00	27.610009	20	PASS
			NV	10	40000.00	6.902502	20	PASS
			NV	20	200000.00	34.512511	20	PASS
			NV	30	0.00	0.000000	20	PASS
			NV	40	0.00	0.000000	20	PASS
11AC80SI SO	Ant1	5210	NV	-5	240000.00	46.065259	20	PASS
			NV	0	-240000.00	-46.065259	20	PASS
			NV	10	240000.00	46.065259	20	PASS
			NV	20	240000.00	46.065259	20	PASS
			NV	30	-80000.00	-15.355086	20	PASS
			NV	40	-80000.00	-15.355086	20	PASS
	Ant2	5210	NV	-5	-320000.00	-61.420345	20	PASS
			NV	0	-160000.00	-30.710173	20	PASS
			NV	10	-160000.00	-30.710173	20	PASS
			NV	20	0.00	0.000000	20	PASS
			NV	30	80000.00	15.355086	20	PASS
			NV	40	-240000.00	-46.065259	20	PASS
	Ant1	5775	NV	-5	80000.00	13.852814	20	PASS

			NV	0	240000.00	41.558442	20	PASS
			NV	10	320000.00	55.411255	20	PASS
			NV	20	-160000.00	-27.705628	20	PASS
			NV	30	320000.00	55.411255	20	PASS
			NV	40	80000.00	13.852814	20	PASS
	Ant2	5775	NV	-5	0.00	0.000000	20	PASS
			NV	0	0.00	0.000000	20	PASS
			NV	10	0.00	0.000000	20	PASS
			NV	20	0.00	0.000000	20	PASS
			NV	30	0.00	0.000000	20	PASS
	Ant1	5180	NV	-5	0.00	0.000000	20	PASS
			NV	0	20000.00	3.861004	20	PASS
			NV	10	0.00	0.000000	20	PASS
			NV	20	20000.00	3.861004	20	PASS
			NV	30	0.00	0.000000	20	PASS
	Ant2	5180	NV	40	0.00	0.000000	20	PASS
			NV	-5	0.00	0.000000	20	PASS
			NV	0	0.00	0.000000	20	PASS
			NV	10	0.00	0.000000	20	PASS
			NV	20	0.00	0.000000	20	PASS
Ant1	5220	NV	30	0.00	0.000000	20	PASS	
		NV	40	0.00	0.000000	20	PASS	
		NV	-5	20000.00	3.831418	20	PASS	
		NV	0	20000.00	3.831418	20	PASS	
		NV	10	20000.00	3.831418	20	PASS	
Ant2	5220	NV	20	20000.00	3.831418	20	PASS	
		NV	30	20000.00	3.831418	20	PASS	
		NV	40	0.00	0.000000	20	PASS	
		NV	-5	0.00	0.000000	20	PASS	
		NV	0	0.00	0.000000	20	PASS	
Ant1	5240	NV	10	0.00	0.000000	20	PASS	
		NV	20	0.00	0.000000	20	PASS	
		NV	30	0.00	0.000000	20	PASS	
		NV	40	0.00	0.000000	20	PASS	
		NV	-5	0.00	0.000000	20	PASS	
Ant2	5240	NV	0	0.00	0.000000	20	PASS	
		NV	10	0.00	0.000000	20	PASS	
		NV	20	0.00	0.000000	20	PASS	
		NV	30	0.00	0.000000	20	PASS	
		NV	40	0.00	0.000000	20	PASS	
Ant1	5745	NV	-5	0.00	0.000000	20	PASS	
		NV	0	0.00	0.000000	20	PASS	
		NV	10	0.00	0.000000	20	PASS	
		NV	20	0.00	0.000000	20	PASS	
		NV	30	0.00	0.000000	20	PASS	
Ant2	5745	NV	40	0.00	0.000000	20	PASS	
		NV	-5	0.00	0.000000	20	PASS	
11AX20SI SO	Ant1	5745	NV	0	20000.00	3.481288	20	PASS
			NV	0	20000.00	3.481288	20	PASS

			NV	10	0.00	0.000000	20	PASS
			NV	20	0.00	0.000000	20	PASS
			NV	30	0.00	0.000000	20	PASS
			NV	40	0.00	0.000000	20	PASS
	Ant1	5785	NV	-5	0.00	0.000000	20	PASS
			NV	0	0.00	0.000000	20	PASS
			NV	10	-20000.00	-3.457217	20	PASS
			NV	20	0.00	0.000000	20	PASS
			NV	30	0.00	0.000000	20	PASS
			NV	40	0.00	0.000000	20	PASS
	Ant2	5785	NV	-5	0.00	0.000000	20	PASS
			NV	0	0.00	0.000000	20	PASS
			NV	10	0.00	0.000000	20	PASS
			NV	20	0.00	0.000000	20	PASS
			NV	30	0.00	0.000000	20	PASS
			NV	40	0.00	0.000000	20	PASS
	Ant1	5825	NV	-5	20000.00	3.433476	20	PASS
			NV	0	0.00	0.000000	20	PASS
			NV	10	0.00	0.000000	20	PASS
			NV	20	0.00	0.000000	20	PASS
			NV	30	0.00	0.000000	20	PASS
			NV	40	0.00	0.000000	20	PASS
	Ant2	5825	NV	-5	0.00	0.000000	20	PASS
			NV	0	0.00	0.000000	20	PASS
NV			10	0.00	0.000000	20	PASS	
NV			20	0.00	0.000000	20	PASS	
NV			30	0.00	0.000000	20	PASS	
NV			40	0.00	0.000000	20	PASS	
11AX40SI SO	Ant1	5190	NV	-5	-40000.00	-7.707129	20	PASS
			NV	0	-120000.00	-23.121387	20	PASS
			NV	10	40000.00	7.707129	20	PASS
			NV	20	0.00	0.000000	20	PASS
			NV	30	120000.00	23.121387	20	PASS
			NV	40	40000.00	7.707129	20	PASS
	Ant2	5190	NV	-5	-40000.00	-7.707129	20	PASS
			NV	0	-40000.00	-7.707129	20	PASS
			NV	10	-80000.00	-15.414258	20	PASS
			NV	20	-40000.00	-7.707129	20	PASS
			NV	30	-40000.00	-7.707129	20	PASS
			NV	40	-40000.00	-7.707129	20	PASS
	Ant1	5230	NV	-5	-40000.00	-7.648184	20	PASS
			NV	0	0.00	0.000000	20	PASS
			NV	10	0.00	0.000000	20	PASS
			NV	20	0.00	0.000000	20	PASS
			NV	30	40000.00	7.648184	20	PASS
			NV	40	-40000.00	-7.648184	20	PASS
	Ant2	5230	NV	-5	80000.00	15.296367	20	PASS
			NV	0	0.00	0.000000	20	PASS
			NV	10	-80000.00	-15.296367	20	PASS
			NV	20	0.00	0.000000	20	PASS
			NV	30	40000.00	7.648184	20	PASS
			NV	40	0.00	0.000000	20	PASS
Ant1	5755	NV	-5	-40000.00	-6.950478	20	PASS	
		NV	0	80000.00	13.900956	20	PASS	
		NV	10	120000.00	20.851434	20	PASS	

	Ant2	5755	NV	20	0.00	0.000000	20	PASS	
			NV	30	40000.00	6.950478	20	PASS	
			NV	40	-40000.00	-6.950478	20	PASS	
			NV	-5	-40000.00	-6.950478	20	PASS	
			NV	0	80000.00	13.900956	20	PASS	
			NV	10	160000.00	27.801911	20	PASS	
			NV	20	-40000.00	-6.950478	20	PASS	
			NV	30	-80000.00	-13.900956	20	PASS	
	Ant1	5795	NV	40	40000.00	6.950478	20	PASS	
			NV	-5	-160000.00	-27.610009	20	PASS	
			NV	0	0.00	0.000000	20	PASS	
			NV	10	-40000.00	-6.902502	20	PASS	
			NV	20	80000.00	13.805004	20	PASS	
			NV	30	-80000.00	-13.805004	20	PASS	
	Ant2	5795	NV	40	0.00	0.000000	20	PASS	
			NV	-5	-40000.00	-6.902502	20	PASS	
			NV	0	-40000.00	-6.902502	20	PASS	
			NV	10	0.00	0.000000	20	PASS	
			NV	20	-40000.00	-6.902502	20	PASS	
			NV	30	40000.00	6.902502	20	PASS	
	11AX80SI SO	Ant1	5210	NV	40	0.00	0.000000	20	PASS
				NV	-5	-80000.00	-15.355086	20	PASS
				NV	0	0.00	0.000000	20	PASS
				NV	10	-320000.00	-61.420345	20	PASS
NV				20	80000.00	15.355086	20	PASS	
NV				30	-320000.00	-61.420345	20	PASS	
Ant2		5210	NV	40	-560000.00	-107.485605	20	PASS	
			NV	-5	-400000.00	-76.775432	20	PASS	
			NV	0	-160000.00	-30.710173	20	PASS	
			NV	10	-400000.00	-76.775432	20	PASS	
			NV	20	-320000.00	-61.420345	20	PASS	
			NV	30	-160000.00	-30.710173	20	PASS	
Ant1		5775	NV	40	0.00	0.000000	20	PASS	
			NV	-5	400000.00	69.264069	20	PASS	
			NV	0	-80000.00	-13.852814	20	PASS	
			NV	10	-80000.00	-13.852814	20	PASS	
			NV	20	400000.00	69.264069	20	PASS	
			NV	30	-80000.00	-13.852814	20	PASS	
Ant2		5775	NV	40	-160000.00	-27.705628	20	PASS	
			NV	-5	-80000.00	-13.852814	20	PASS	
			NV	0	0.00	0.000000	20	PASS	
			NV	10	0.00	0.000000	20	PASS	
			NV	20	80000.00	13.852814	20	PASS	
			NV	30	0.00	0.000000	20	PASS	
			NV	40	-160000.00	-27.705628	20	PASS	

8.5 UNDESIRABLE RADIATED SPURIOUS EMISSION

8.5.1 Applicable Standard

According to FCC Part 15.407 (b)
According to 789033 D02 Section II(G)

8.5.2 Conformance Limit

For transmitters operating in the 5.15-5.25 GHz band: All emissions outside of the 5.15-5.35 GHz band shall not exceed an e.i.r.p. of -27 dBm/MHz.

For transmitters operating in the 5.25-5.35 GHz band: All emissions outside of the 5.15-5.35 GHz band shall not exceed an e.i.r.p. of -27 dBm/MHz.

For transmitters operating in the 5.47-5.725 GHz band: All emissions outside of the 5.47-5.725 GHz band shall not exceed an e.i.r.p. of -27 dBm/MHz.

For transmitters operating in the 5.725-5.85 GHz band: All emissions shall be limited to a level of -27 dBm/MHz at 75 MHz or more above or below the band edge increasing linearly to 10 dBm/MHz at 25 MHz above or below the band edge, and from 25 MHz above or below the band edge increasing linearly to a level of 15.6 dBm/MHz at 5 MHz above or below the band edge, and from 5 MHz above or below the band edge increasing linearly to a level of 27 dBm/MHz at the band edge.

The emission measurements shall be performed using a minimum resolution bandwidth of 1 MHz. A lower resolution bandwidth may be employed near the band edge, when necessary, provided the measured energy is integrated to show the total power over 1 MHz.

Unwanted emissions below 1 GHz must comply with the general field strength limits set forth in §15.209 The emissions from an intentional radiator shall not exceed the field strength levels specified in the following table 15.209(a):

Restricted Frequency(MHz)	Field Strength (µV/m)	Field Strength (dBµV/m)	Measurement Distance
0.009-0.490	2400/F(KHz)	20 log (uV/m)	300
0.490-1.705	24000/F(KHz)	20 log (uV/m)	30
1.705-30	30	29.5	30
30-88	100	40	3
88-216	150	43.5	3
216-960	200	46	3
Above 960	500	54	3

The provisions of §15.205 apply to intentional radiators operating under this section,15.205 Restricted bands of operation

MHz	MHz	MHz	GHz
0.090-0.110	16.42-16.423	399.9-410	4.5-5.15
10.495-0.505	16.69475-16.69525	608-614	5.35-5.46
2.1735-2.1905	16.80425-16.80475	960-1240	7.25-7.75
4.125-4.128	25.5-25.67	1300-1427	8.025-8.5
4.17725-4.17775	37.5-38.25	1435-1626.5	9.0-9.2
4.20725-4.20775	73-74.6	1645.5-1646.5	9.3-9.5
6.215-6.218	74.8-75.2	1660-1710	10.6-12.7
6.26775-6.26825	123-138	2200-2300	14.47-14.5
8.291-8.294	149.9-150.05	2310-2390	15.35-16.2
8.362-8.366	156.52475-156.52525	2483.5-2500	17.7-21.4
8.37625-8.38675	156.7-156.9	2690-2900	22.01-23.12
8.41425-8.41475	162.0125-167.17	3260-3267	23.6-24.0
12.29-12.293	167.72-173.2	3332-3339	31.2-31.8
12.51975-12.52025	240-285	3345.8-3358	36.43-36.5
12.57675-12.57725	322-335.4	3600-4400	(2)
13.36-13.41			

Remark: 1. Emission level in dBuV/m=20 log (uV/m)

2. Measurement was performed at an antenna to the closed point of EUT distance of meters.
3. Only spurious frequency is permitted to locate within the Restricted Bands specified in provision of 15.205, and the emissions located in restricted bands also comply with 15.209 limit.

8.5.3 Test Configuration

Test according to clause 6.2 radio frequency test setup

8.5.4 Test Procedure

■ Unwanted Emissions Measurements below 1000 MHz

Compliance shall be demonstrated using CISPR quasi-peak detection; however, peak detection is permitted as an alternative to quasi-peak detection.

The EUT was placed on a turn table which is 0.8m above ground plane.

And also, each emission was to be maximized by changing the polarization of receiving antenna both horizontal and vertical.

Repeat above procedures until all frequency measured was complete.

We use software control the EUT, Let EUT hopping on and transmit with highest power, All the modes have been tested and the worst result was reported.

Use the following spectrum analyzer settings:

Set RBW=120kHz for $f < 1$ GHz(30MHz to 1GHz), 200Hz for $f < 150$ KHz(9KHz to 150KHz), 9KHz for < 30 MHz

(150KHz to 30KHz).

Set the VBW > RBW.

Detector = Peak.

Trace mode = max hold.

Follow the guidelines in ANSI C63.10-2013 with respect to maximizing the emission by rotating the EUT, measuring the emission while the EUT is situated in three orthogonal planes (if appropriate), adjusting the measurement antenna height and polarization, etc. A pre-amp and a high pass filter are required for this test, in order to provide the measuring system with sufficient sensitivity. Allow the trace to stabilize. The peak reading of the emission, after being corrected by the antenna factor, cable loss, pre-amp gain, etc., is the peak field strength, which must comply with the limit specified in Section 15.35(b). Submit this data.

Repeat above procedures until all frequency measured was complete.

■ Unwanted Maximum peak Emissions Measurements above 1000 MHz

Maximum emission levels are measured by setting the analyzer as follows:

RBW = 1 MHz.

VBW \geq 3 MHz.

Detector = Peak.

Sweep time = auto.

Trace mode = max hold.

Allow sweeps to continue until the trace stabilizes. Note that if the transmission is not continuous, the time required for the trace to stabilize will increase by a factor of approximately $1/x$, where x is the duty cycle. For example, at 50 percent duty cycle, the measurement time will increase by a factor of two relative to measurement time for continuous transmission.

■ Unwanted Average Emissions Measurements above 1000 MHz

Method VB (Averaging using reduced video bandwidth): Alternative method.

RBW = 1 MHz.

Video bandwidth. • If the EUT is configured to transmit with duty cycle \geq 98 percent, set VBW \leq RBW/100 (i.e., 10 kHz) but not less than 10 Hz.

• If the EUT duty cycle is $<$ 98 percent, set VBW \geq $1/T$, where T is defined in section II.B.1.a).

Video bandwidth mode or display mode • The instrument shall be set to ensure that video filtering is applied in the power domain. Typically, this requires setting the detector mode to RMS and setting the Average-VBW Type to Power (RMS).

• As an alternative, the analyzer may be set to linear detector mode. Ensure that video filtering is applied in linear voltage domain (rather than in a log or dB domain). Some analyzers require linear display mode in order to accomplish this. Others have a setting for Average-VBW Type, which can be set to "Voltage" regardless of the display mode.

Detector = Peak.

Sweep time = auto.

Trace mode = max hold.

Allow max hold to run for at least 50 traces if the transmitted signal is continuous or has at least 98 percent duty cycle. For lower duty cycles, increase the minimum number of traces by a factor of 1/x, where x is the duty cycle. For example, use at least 200 traces if the duty cycle is 25 percent. (If a specific emission is demonstrated to be continuous—i.e., 100 percent duty cycle—rather than turning on and off with the transmit cycle, at least 50 traces shall be averaged.)

■ **Band edge measurements.**

Unwanted band-edge emissions may be measured using either of the special band-edge measurement techniques (the marker-delta or integration methods) described below. Note that the marker-delta method is primarily a radiated measurement technique that requires the 99% occupied bandwidth edge to be within 2 MHz of the authorized band edge, whereas the integration method can be used in either a radiated or conducted measurement without any special requirement with regards to the displacement of the unwanted emission(s) relative to the authorized bandwidth.

Marker-Delta Method.

The marker-delta method, as described in ANSI C63.10, can be used to perform measurements of the radiated unwanted emissions level of emissions provided that the 99% occupied bandwidth of the fundamental is within 2 MHz of the authorized band-edge.

8.5.5 Test Results

Temperature:	26° C
Relative Humidity:	54%
ATM Pressure:	1011 mbar

■ **Spurious Emission below 30MHz(9KHz to 30MHz)**

Freq. (MHz)	Ant.Pol. H/V	Emission Level(dBuV/m)		Limit 3m(dBuV/m)		Over(dB)	
		PK	AV	PK	AV	PK	AV
--	--	--	--	--	--	--	--

Note: the amplitude of spurious emission that is attenuated by more than 20dB below the permissible limit has no need to be reported.

Distance extrapolation factor = $40\log(\text{Specific distance}/ \text{test distance})$ (dB);

Limit line=Specific limits(dBuV) + distance extrapolation factor

- For Undesirable radiated Spurious Emission in U-NII – 1
All the modes 802.11a/n/ac/ax has been tested and the worst result antenna 1 802.11ac recorded as below:

: Undesirable radiated Spurious Emission Above 1GHz (1GHz to 40GHz)

Test mode: 802.11ac Frequency(MHz): 5180

Freq. (MHz)	Ant.Pol.	Field Strength (dBuV/m)	E.I.R.P (dBm)	Limit (dBm)	Over(dB)
5060.668	V	45.9	-49.33	-27	-22.33
7497.646	V	56.51	-38.72	-27	-11.72
18000.00	V	63.13	-32.1	-27	-5.1
6159.797	H	46.36	-48.87	-27	-21.87
12079.38	H	55.82	-39.41	-27	-12.41
18000.00	H	62.51	-32.72	-27	-5.72

Test mode: 802.11ac Frequency(MHz): 5200

Freq. (MHz)	Ant.Pol.	Field Strength (dBuV/m)	E.I.R.P (dBm)	Limit (dBm)	Over(dB)
7497.646	V	55.17	-40.06	-27	-13.06
12184.58	V	56.02	-39.21	-27	-12.21
18000.00	V	63.32	-31.91	-27	-4.91
5060.668	H	46.39	-48.84	-27	-21.84
12044.52	H	56.45	-38.78	-27	-11.78
18000.00	H	63.48	-31.75	-27	-4.75

Test mode: 802.11ac Frequency(MHz): 5240

Freq. (MHz)	Ant.Pol.	Field Strength (dBuV/m)	E.I.R.P (dBm)	Limit (dBm)	Over(dB)
7497.646	V	55.27	-39.96	-27	-12.96
12079.38	V	56.98	-38.25	-27	-11.25
18000.00	V	62.21	-33.02	-27	-6.02
5551.069	H	46.08	-49.15	-27	-22.15
12184.58	H	55.97	-39.26	-27	-12.26
18000.00	H	62.87	-32.36	-27	-5.36

Note: (1) All Readings are Peak Value (VBW=3MHz) and Average Value (VBW=10Hz).
 (2) Emission Level= Reading Level+Probe Factor +Cable Loss.
 (3)EIRP[dBm] = E[dBμV/m] + 20 log(d[meters]) - 104.77
 d is the measurement distance in 3 meters

Test mode: 802.11ac

Frequency(MHz): 5180

Freq. (MHz)	Ant.Pol.	Emission Level(dBuV/m)		Limit 3m(dBuV/m)		Over(dB)	
	H/V	PK	AV	PK	AV	PK	AV
5060.668	V	45.90	27.67	74.00	54.00	-28.10	-26.33
7497.646	V	56.51	38.24	74.00	54.00	-17.49	-15.76
18000.00	V	63.13	45.29	74.00	54.00	-10.87	-8.71
6159.797	H	46.36	30.21	74.00	54.00	-27.64	-23.79
12079.38	H	55.82	38.64	74.00	54.00	-18.18	-15.36
18000.00	H	62.51	44.78	74.00	54.00	-11.49	-9.22

Test mode: 802.11ac

Frequency(MHz): 5200

Freq. (MHz)	Ant.Pol.	Emission Level(dBuV/m)		Limit 3m(dBuV/m)		Over(dB)	
	H/V	PK	AV	PK	AV	PK	AV
7497.646	V	55.17	36.17	74.00	54.00	-18.83	-17.83
12184.58	V	56.02	38.24	74.00	54.00	-17.98	-15.76
18000.00	V	63.32	45.73	74.00	54.00	-10.68	-8.27
5060.668	H	46.39	28.73	74.00	54.00	-27.61	-25.27
12044.52	H	56.45	38.24	74.00	54.00	-17.55	-15.76
18000.00	H	63.48	45.27	74.00	54.00	-10.52	-8.73

Test mode: 802.11ac

Frequency(MHz): 5240

Freq. (MHz)	Ant.Pol.	Emission Level(dBuV/m)		Limit 3m(dBuV/m)		Over(dB)	
	H/V	PK	AV	PK	AV	PK	AV
7497.646	V	55.27	37.55	74.00	54.00	-18.73	-16.45
12079.38	V	56.98	38.56	74.00	54.00	-17.02	-15.44
18000.00	V	62.21	44.92	74.00	54.00	-11.79	-9.08
5551.069	H	46.08	28.14	74.00	54.00	-27.92	-25.86
12184.58	H	55.97	38.47	74.00	54.00	-18.03	-15.53
18000.00	H	62.87	44.29	74.00	54.00	-11.13	-9.71

- Note:**
- (1) All Readings are Peak Value (VBW=3MHz) and Average Value (VBW=10Hz).
 - (2) Emission Level= Reading Level+Correct Factor.
 - (3) Correct Factor= Ant_F + Cab_L - Preamp
 - (4) The reading of emissions are attenuated more than 20dB below the permissible limits or the field strength is too small to be measured.

- ☒ Undesirable radiated Undesirable radiated Spurious Emission in Band Edge

Test mode: 802.11ac Frequency(MHz): 5180

Freq. (MHz)	Ant.Pol.	Field Strength (RBW=100KHz) (dBuV/m)	E.I.R.P (dBm)	Limit (dBm)	Verdict
5123.350	H	57.55	-37.68	-27	Pass
5123.350	V	57.23	-38	-27	Pass

Test mode: 802.11ac Frequency(MHz): 5240

Freq. (MHz)	Ant.Pol.	Field Strength (RBW=100KHz) (dBuV/m)	E.I.R.P (dBm)	Limit (dBm)	Verdict
5370.570	H	57.62	-37.61	-27	Pass
5365.070	V	59.19	-36.04	-27	Pass

- Note:** (1) All Readings are Peak Value (VBW=3MHz) and AV Value (VBW=10Hz).
 (2) Emission Level= Reading Level+Probe Factor +Cable Loss.
 (3) EIRP[dBm] = E[dBμV/m] + 20 log(d[meters]) - 104.77
 d is the measurement distance in 3 meters

Test mode: 802.11ac Frequency(MHz): 5180

Frequency (MHz)	Polarity	PK(dBuV/m) (VBW=3MHz)	Limit 3m (dBuV/m)	AV(dBuV/m) (VBW=10Hz)	Limit 3m (dBuV/m)
5123.350	H	57.55	74	38.19	54
5123.350	V	57.23	74	40.38	54

Test mode: 802.11ac Frequency(MHz): 5240

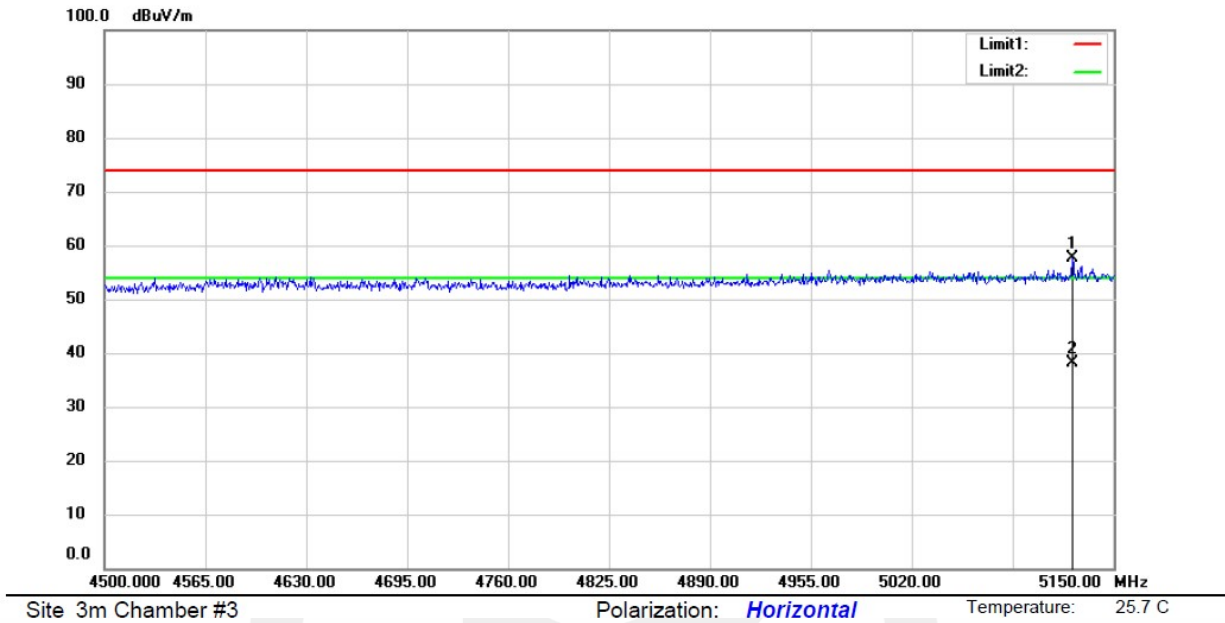
Frequency (MHz)	Polarity	PK(dBuV/m) (VBW=3MHz)	Limit 3m (dBuV/m)	AV(dBuV/m) (VBW=10Hz)	Limit 3m (dBuV/m)
5370.570	H	57.62	74	40.15	54
5365.070	V	59.19	74	42.25	54

- Note:** (1) All Readings are Peak Value (VBW=3MHz) and Average Value (VBW=10Hz).
 (2) Emission Level= Reading Level+Correct Factor.
 (3) Correct Factor= Ant_F + Cab_L - Preamp
 (4) The reading of emissions are attenuated more than 20dB below the permissible limits or the field strength is too small to be measured.

U-NII - 1

Test Model Undesirable radiated Spurious Emission in Restricted Band (5100-5150MHz)

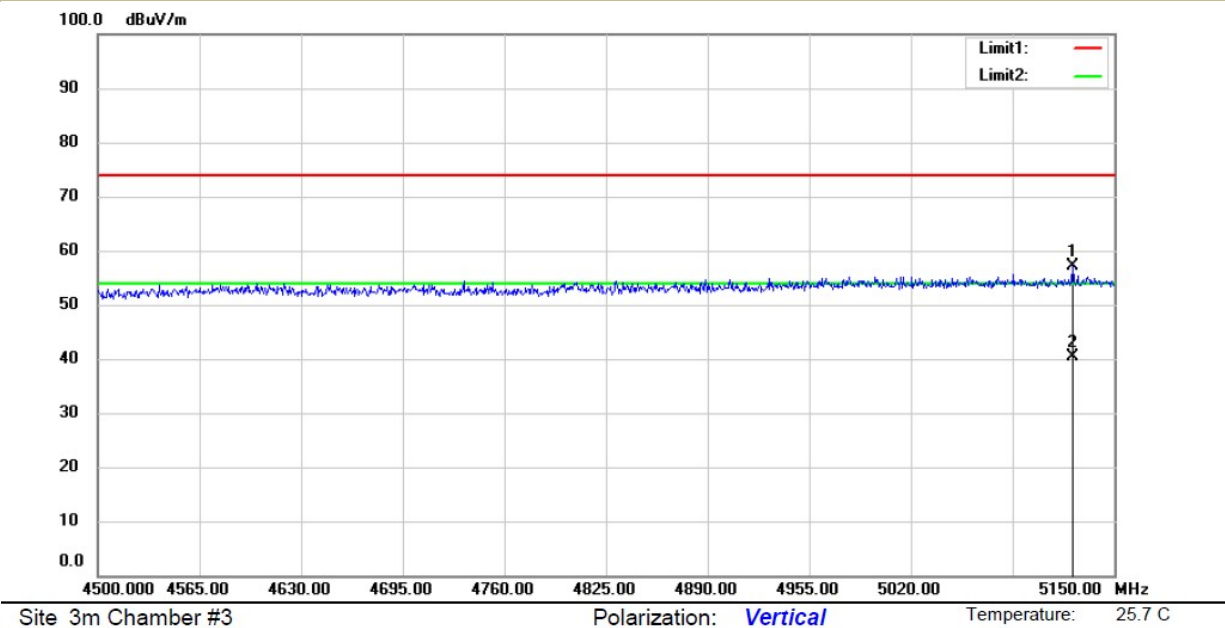
802.11ac 802.11n(HT20) 802.11n(HT40)
 5180 5200 5240 Ant.Pol H



U-NII - 1

Test Model Undesirable radiated Spurious Emission in Restricted Band (5100-5150MHz)

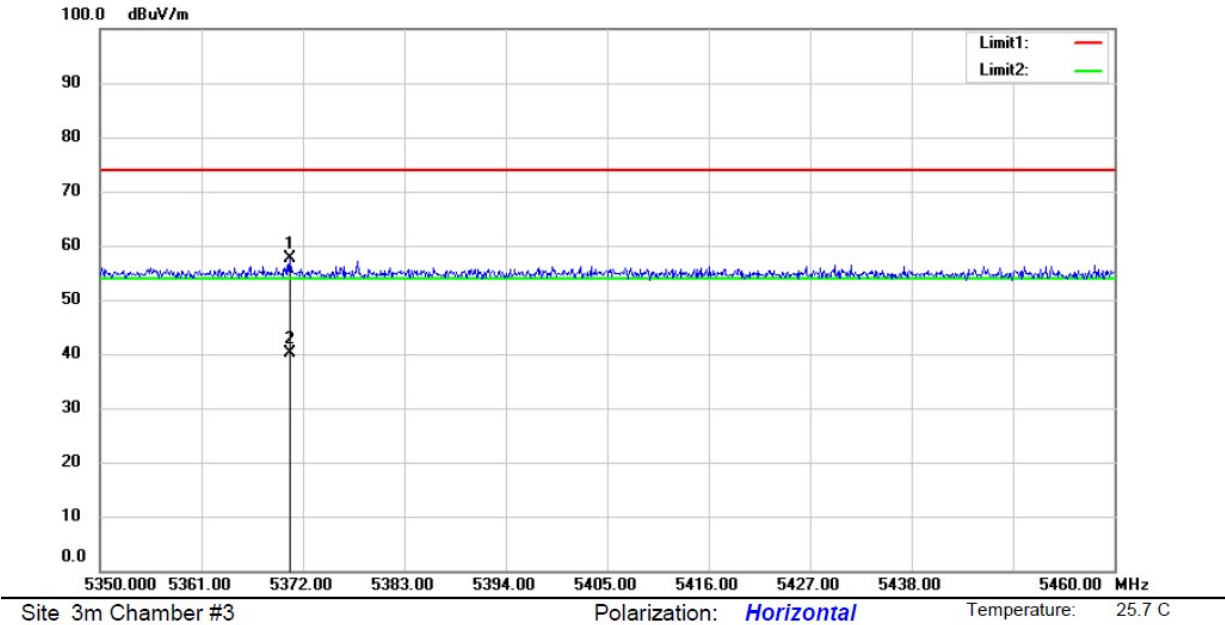
802.11ac 802.11n(HT20) 802.11n(HT40)
 5180 5200 5240 Ant.Pol V



U-NII - 1

Test Model Undesirable radiated Spurious Emission in Restricted Band (5350-5400MHz)

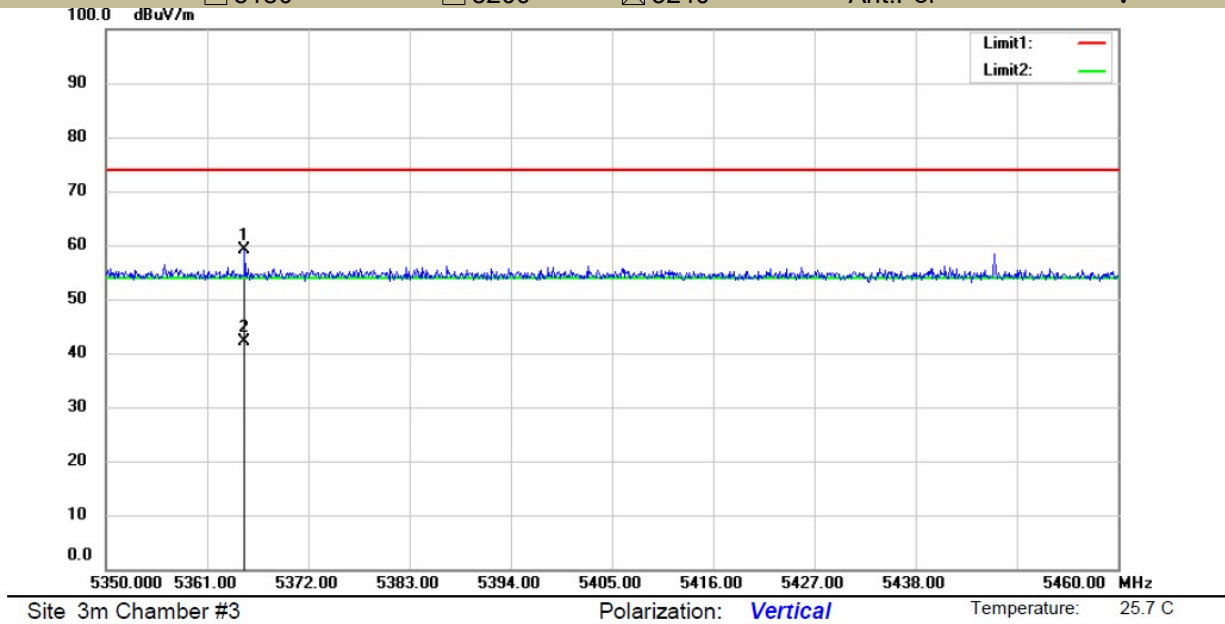
802.11ac 802.11n(HT20) 802.11n(HT40)
 5180 5200 5240 Ant.Pol H



U-NII - 1

Test Model Undesirable radiated Spurious Emission in Restricted Band (5350-5400MHz)

802.11ac 802.11n(HT20) 802.11n(HT40)
 5180 5200 5240 Ant.Pol V



For Undesirable radiated Spurious Emission in U-NII -3

■ All the modes 802.11a/n/ac has been tested and the worst result antenna 1 802.11ac recorded as below:

● Undesirable radiated Spurious Emission Above 1GHz (1GHz to 40GHz)

Test mode: 802.11ac Frequency(MHz): 5745

Freq. (MHz)	Ant.Pol.	Field Strength (dBuV/m)	E.I.R.P (dBm)	Limit (dBm)	Over(dB)
7497.646	V	56.01	-39.22	-27	-12.22
12114.35	V	56.13	-39.1	-27	-12.1
17286.16	V	63.68	-31.55	-27	-4.55
5075.317	H	46.86	-48.37	-27	-21.37
12079.38	H	56.14	-39.09	-27	-12.09
18000.00	H	63.21	-32.02	-27	-5.02

Test mode: 802.11ac Frequency(MHz): 5785

Freq. (MHz)	Ant.Pol.	Field Strength (dBuV/m)	E.I.R.P (dBm)	Limit (dBm)	Over(dB)
5615.620	V	46.15	-49.08	-27	-22.08
12079.38	V	56.27	-38.96	-27	-11.96
17236.27	V	63.97	-31.26	-27	-4.26
5615.620	H	46.71	-48.52	-27	-21.52
10156.13	H	52.27	-42.96	-27	-15.96
18000.00	H	62.99	-32.24	-27	-5.24

Test mode: 802.11ac Frequency(MHz): 5825

Freq. (MHz)	Ant.Pol.	Field Strength (dBuV/m)	E.I.R.P (dBm)	Limit (dBm)	Over(dB)
5583.251	V	47.22	-48.01	-27	-21.01
10885.66	V	53.57	-41.66	-27	-14.66
17286.16	V	65.31	-29.92	-27	-2.92
5060.668	H	47.03	-48.2	-27	-21.2
12184.58	H	56.27	-38.96	-27	-11.96
18000.00	H	63.27	-31.96	-27	-4.96

Note: (1) All Readings are Peak Value (VBW=3MHz) and AV Value (VBW=10Hz).

(2) Emission Level= Reading Level+Probe Factor +Cable Loss.

(3)EIRP[dBm] = E[dBμV/m] + 20 log(d[meters]) - 104.77

d is the measurement distance in 3 meters

Frequency: 802.11ac

Frequency(MHz): 5745

Freq. (MHz)	Ant.Pol.	Emission Level(dBuV/m)		Limit 3m(dBuV/m)		Over(dB)	
	H/V	PK	AV	PK	AV	PK	AV
7497.646	V	56.01	38.15	74.00	54.00	-17.99	-15.85
12114.35	V	56.13	38.74	74.00	54.00	-17.87	-15.26
17286.16	V	63.68	45.22	74.00	54.00	-10.32	-8.78
5075.317	H	46.86	28.24	74.00	54.00	-27.14	-25.76
12079.38	H	56.14	38.29	74.00	54.00	-17.86	-15.71
18000.00	H	63.21	45.23	74.00	54.00	-10.79	-8.77

Frequency: 802.11ac

Frequency(MHz): 5785

Freq. (MHz)	Ant.Pol.	Emission Level(dBuV/m)		Limit 3m(dBuV/m)		Over(dB)	
	H/V	PK	AV	PK	AV	PK	AV
5615.620	V	46.15	28.33	74.00	54.00	-27.85	-25.67
12079.38	V	56.27	38.49	74.00	54.00	-17.73	-15.51
17236.27	V	63.97	45.26	74.00	54.00	-10.03	-8.74
5615.620	H	46.71	28.33	74.00	54.00	-27.29	-25.67
10156.13	H	52.27	34.28	74.00	54.00	-21.73	-19.72
18000.00	H	62.99	44.35	74.00	54.00	-11.01	-9.65

Frequency: 802.11ac

Frequency(MHz): 5825

Freq. (MHz)	Ant.Pol.	Emission Level(dBuV/m)		Limit 3m(dBuV/m)		Over(dB)	
	H/V	PK	AV	PK	AV	PK	AV
5583.251	V	47.22	30.22	74.00	54.00	-26.78	-23.78
10885.66	V	53.57	35.74	74.00	54.00	-20.43	-18.26
17286.16	V	65.31	48.29	74.00	54.00	-8.69	-5.71
5060.668	H	47.03	30.22	74.00	54.00	-26.97	-23.78
12184.58	H	56.27	38.93	74.00	54.00	-17.73	-15.07
18000.00	H	63.27	45.72	74.00	54.00	-10.73	-8.28

- Note:**
- (1) All Readings are Peak Value (VBW=3MHz) and Average Value (VBW=10Hz).
 - (2) Emission Level= Reading Level+Correct Factor.
 - (3) Correct Factor= Ant_F + Cab_L - Preamp
 - (4) The reading of emissions are attenuated more than 20dB below the permissible limits or the field strength is too small to be measured.

● Undesirable radiated Spurious Emission in band edge

Test mode: 802.11ac Frequency: 5745

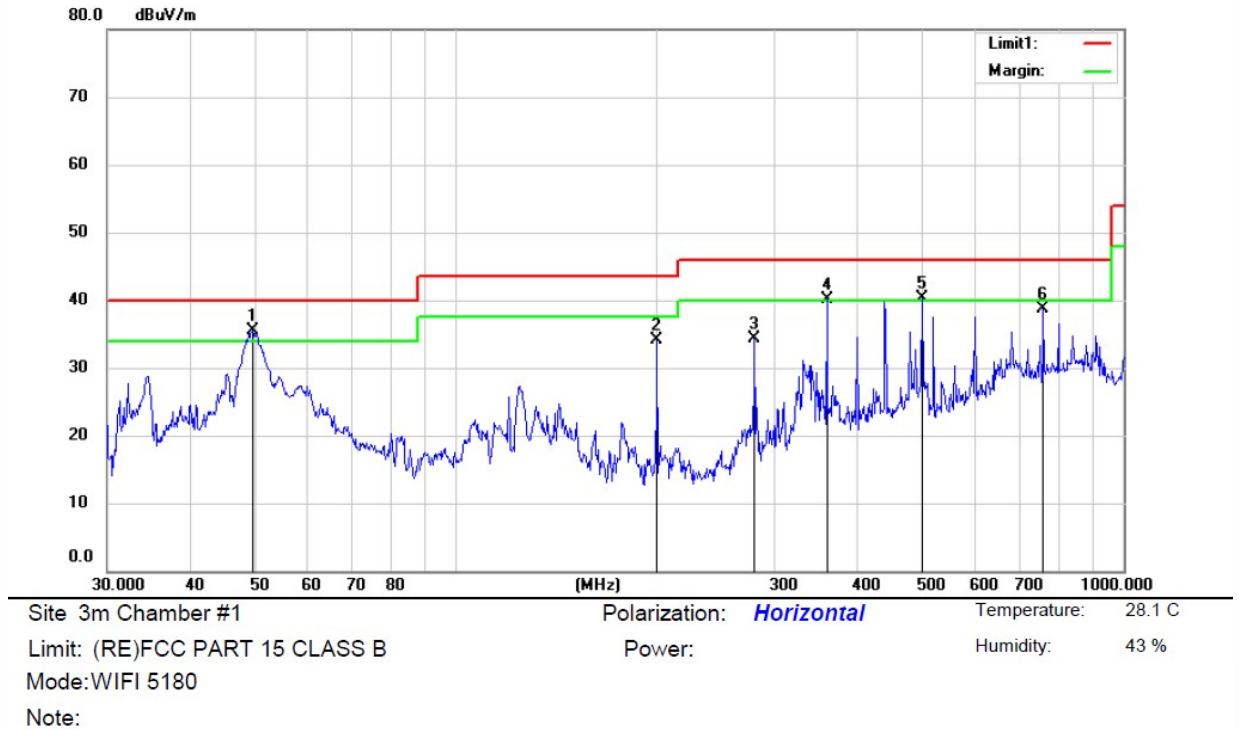
Freq. (MHz)	Ant.Pol.	Field Strength (RBW=100KHz) (dBuV/m)	E.I.R.P (dBm)	Limit (dBm)	Verdict
5721.000	H	56.20	-39.03	18.48	Pass
5714.375	V	58.20	-37.03	14.02	Pass

Test mode: 802.11ac Frequency: 5825

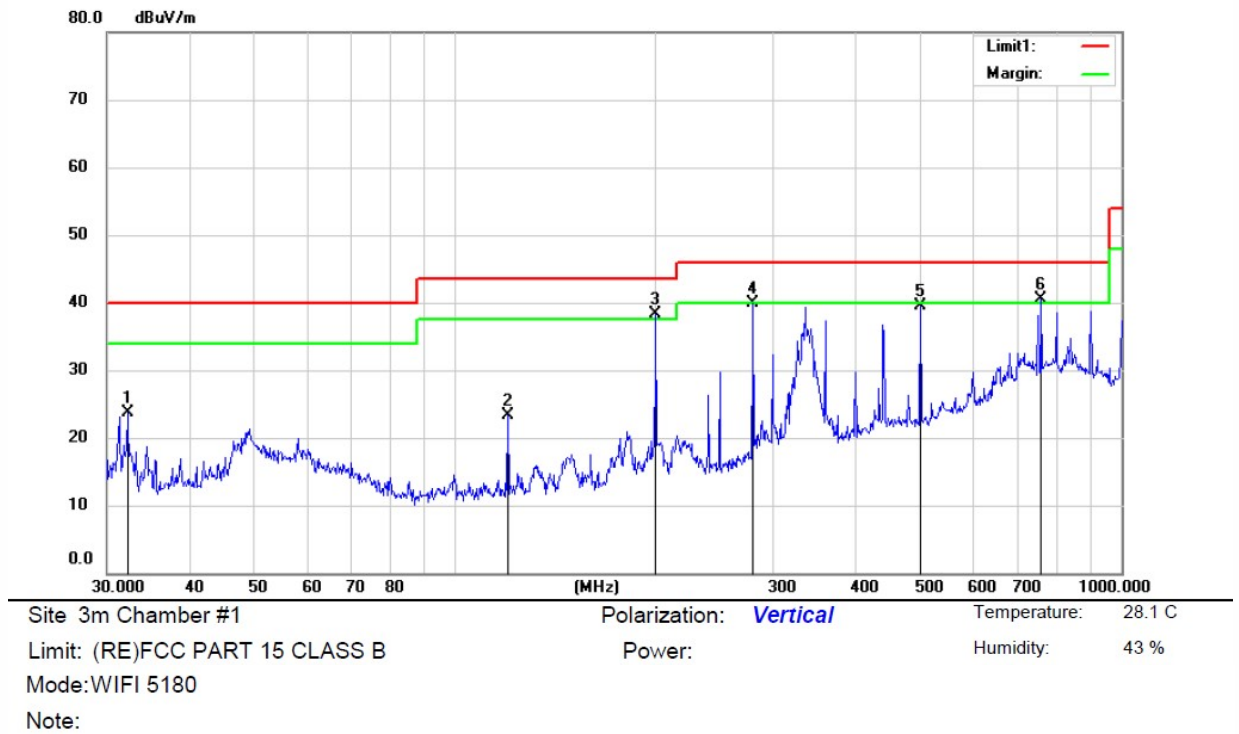
Freq. (MHz)	Ant.Pol.	Field Strength (RBW=100KHz) (dBuV/m)	E.I.R.P (dBm)	Limit (dBm)	Verdict
5853.500	H	55.82	-39.41	19.92	Pass
5857.625	V	56.20	-39.03	14.86	Pass

Note: (1) All Readings are Peak Value (VBW=3MHz) and AV Value (VBW=10Hz).
 (2) Emission Level= Reading Level+Probe Factor +Cable Loss.
 (3) EIRP[dBm] = E[dBμV/m] + 20 log(d[meters]) - 104.77
 d is the measurement distance in 3 meters

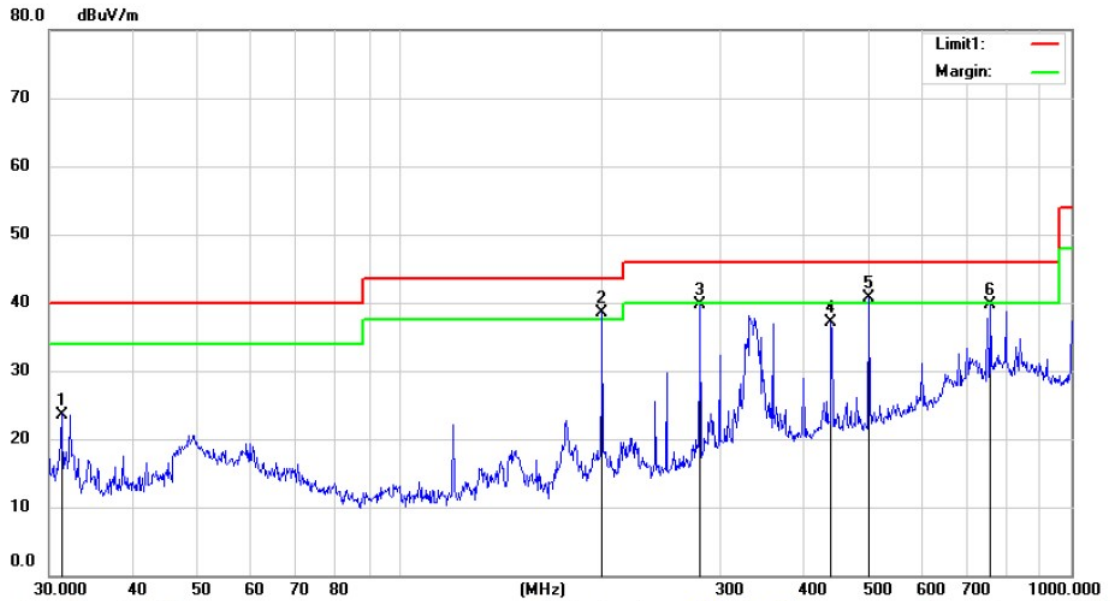
- Undesirable radiated Spurious Emission below 1GHz (30MHz to 1GHz)
All the modes 802.11a/n/ac/ax has been tested and the worst result 802.11a recorded as below:



No.	Mk.	Freq.	Reading Level	Correct Factor	Measurement	Limit	Over	Antenna Height	Table Degree	
		MHz	dBuV	dB	dBuV/m	dBuV/m	dB	cm	degree	Comment
1	*	49.6850	47.49	-12.08	35.41	40.00	-4.59			QP
2		200.0732	47.67	-13.63	34.04	43.50	-9.46			QP
3		280.0237	44.19	-9.97	34.22	46.00	-11.78			QP
4	!	360.1320	47.48	-7.44	40.04	46.00	-5.96			QP
5	!	500.0818	45.17	-4.93	40.24	46.00	-5.76			QP
6		760.0370	38.11	0.54	38.65	46.00	-7.35			QP



No.	Mk.	Freq.	Reading Level	Correct Factor	Measurement	Limit	Over	Antenna Height	Table Degree	
		MHz	dBuV	dB	dBuV/m	dBuV/m	dB	cm	degree	Comment
1		32.2642	38.15	-14.42	23.73	40.00	-16.27			QP
2		120.0133	37.69	-14.35	23.34	43.50	-20.16			QP
3	*	199.9856	52.03	-13.63	38.40	43.50	-5.10			QP
4		280.0237	49.80	-9.97	39.83	46.00	-6.17			QP
5		500.0818	44.44	-4.93	39.51	46.00	-6.49			QP
6	!	760.0370	39.97	0.54	40.51	46.00	-5.49			QP



Site 3m Chamber #1

Polarization: *Vertical*

Temperature: 28.1 C

Limit: (RE)FCC PART 15 CLASS B

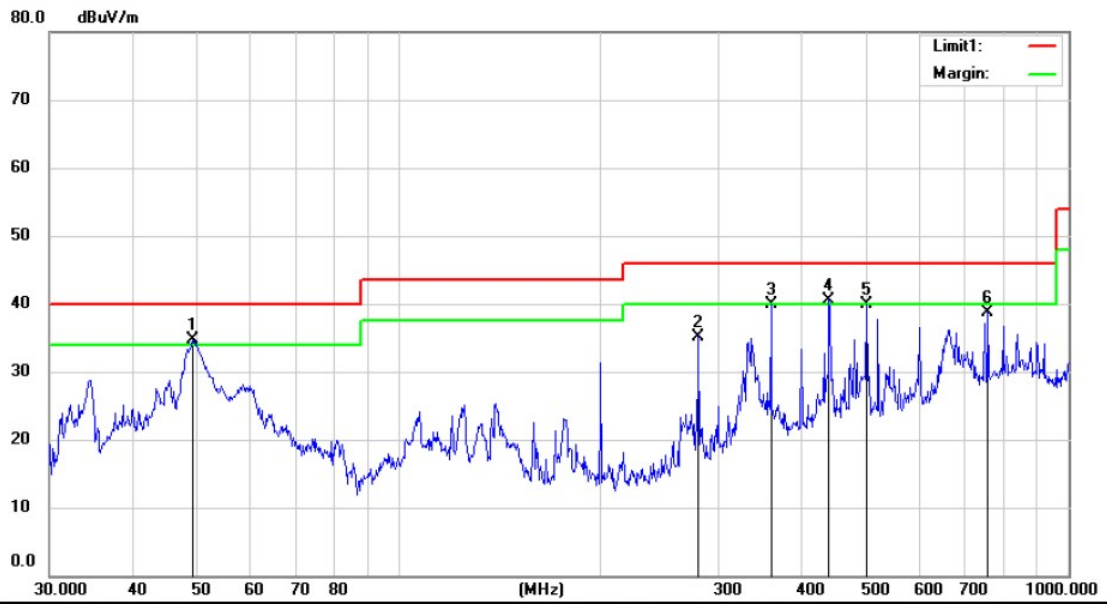
Power:

Humidity: 43 %

Mode:WIFI 5200

Note:

No.	Mk.	Freq.	Reading Level	Correct Factor	Measurement	Limit	Over	Antenna Height	Table Degree	
		MHz	dBuV	dB	dBuV/m	dBuV/m	dB	cm	degree	Comment
1		31.3305	38.10	-14.50	23.60	40.00	-16.40	QP		
2	*	199.9856	52.21	-13.63	38.58	43.50	-4.92	QP		
3		280.0237	49.72	-9.97	39.75	46.00	-6.25	QP		
4		440.0034	43.03	-5.89	37.14	46.00	-8.86	QP		
5	!	500.0818	45.63	-4.93	40.70	46.00	-5.30	QP		
6		760.0370	39.20	0.54	39.74	46.00	-6.26	QP		



Site 3m Chamber #1

Polarization: *Horizontal*

Temperature: 28.1 C

Limit: (RE)FCC PART 15 CLASS B

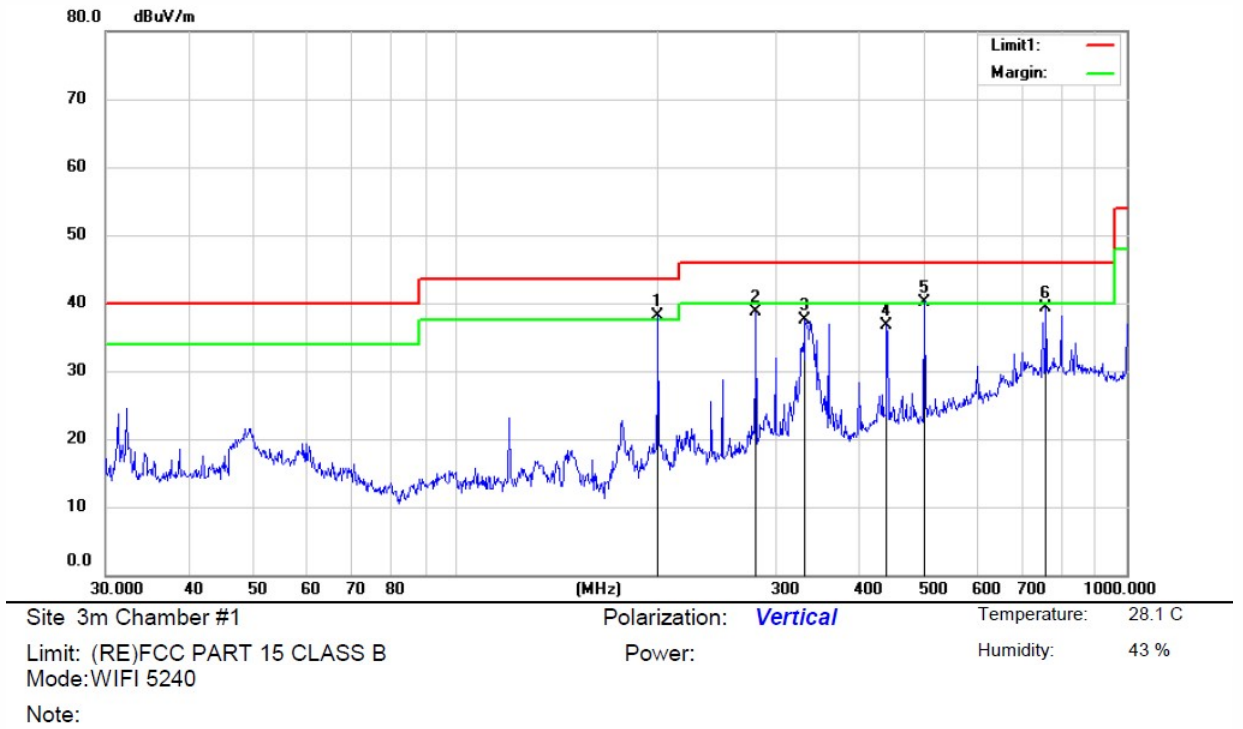
Power:

Humidity: 43 %

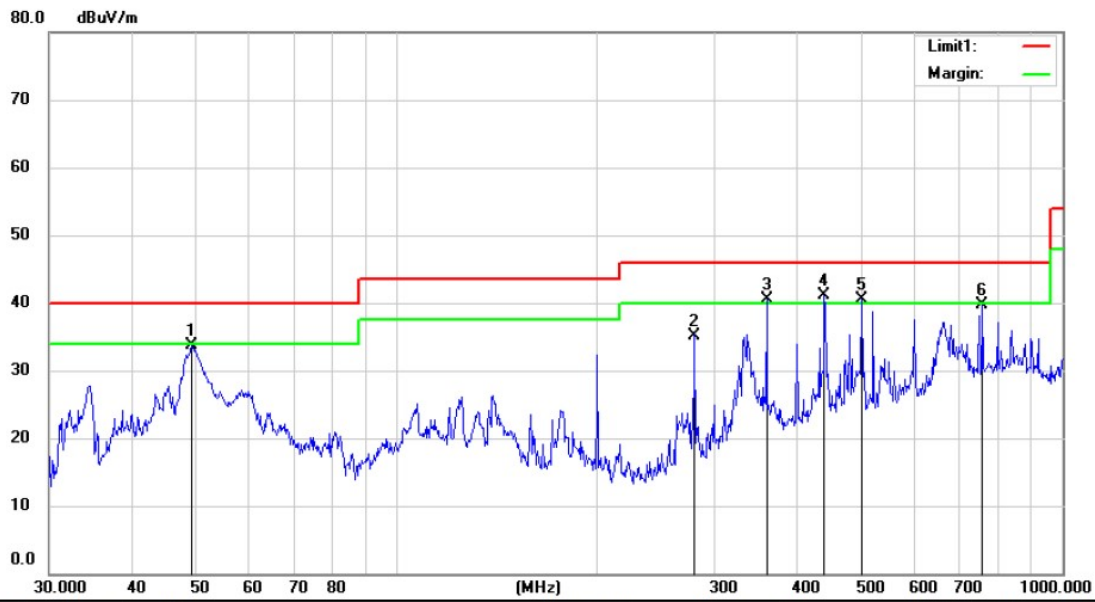
Mode:WIFI 5200

Note:

No.	Mk.	Freq.	Reading Level	Correct Factor	Measurement	Limit	Over	Antenna Height	Table Degree	
		MHz	dBuV	dB	dBuV/m	dBuV/m	dB	cm	degree	Comment
1	*	49.1005	46.96	-12.23	34.73	40.00	-5.27	QP		
2		280.0237	45.17	-9.97	35.20	46.00	-10.80	QP		
3		360.1320	47.41	-7.44	39.97	46.00	-6.03	QP		
4	!	440.0034	46.49	-5.89	40.60	46.00	-5.40	QP		
5		500.0818	44.85	-4.93	39.92	46.00	-6.08	QP		
6		760.0370	38.23	0.54	38.77	46.00	-7.23	QP		



No.	Mk.	Freq. MHz	Reading Level dBuV	Correct Factor dB	Measurement dBuV/m	Limit dBuV/m	Over dB	Antenna Height cm	Table Degree degree	Detector	Comment
1	*	199.9855	51.71	-13.63	38.08	43.50	-5.42			QP	
2		280.0237	48.72	-9.97	38.75	46.00	-7.25			QP	
3		332.2273	45.72	-8.16	37.56	46.00	-8.44			QP	
4		440.0033	42.53	-5.89	36.64	46.00	-9.36			QP	
5	!	500.0817	45.13	-4.93	40.20	46.00	-5.80			QP	
6		760.0370	38.70	0.54	39.24	46.00	-6.76			QP	



Site: 3m Chamber #1 Polarization: **Horizontal** Temperature: 28.1 C
 Limit: (RE)FCC PART 15 CLASS B Power: Humidity: 43 %
 Mode: WIFI 5240
 Note:

No.	Mk.	Freq.	Reading Level	Correct Factor	Measurement	Limit	Over	Antenna Height	Table Degree	
		MHz	dBuV	dB	dBuV/m	dBuV/m	dB	cm	degree	Comment
1		49.1004	45.96	-12.23	33.73	40.00	-6.27			QP
2		280.0237	45.17	-9.97	35.20	46.00	-10.80			QP
3	!	360.1317	47.91	-7.44	40.47	46.00	-5.53			QP
4	*	440.0033	46.99	-5.89	41.10	46.00	-4.90			QP
5	!	500.0817	45.35	-4.93	40.42	46.00	-5.58			QP
6		760.0370	39.23	0.54	39.77	46.00	-6.23			QP

8.6 POWER LINE CONDUCTED EMISSIONS

8.6.1 Applicable Standard

According to FCC Part 15.207(a)

8.6.2 Conformance Limit

Frequency(MHz)	Conducted Emission Limit	
	Quasi-peak	Average
0.15-0.5	66-56	56-46
0.5-5.0	56	46
5.0-30.0	60	50

Note: 1. The lower limit shall apply at the transition frequencies
 2. The limit decreases in line with the logarithm of the frequency in the range of 0.15 to 0.50MHz.

8.6.3 Test Configuration

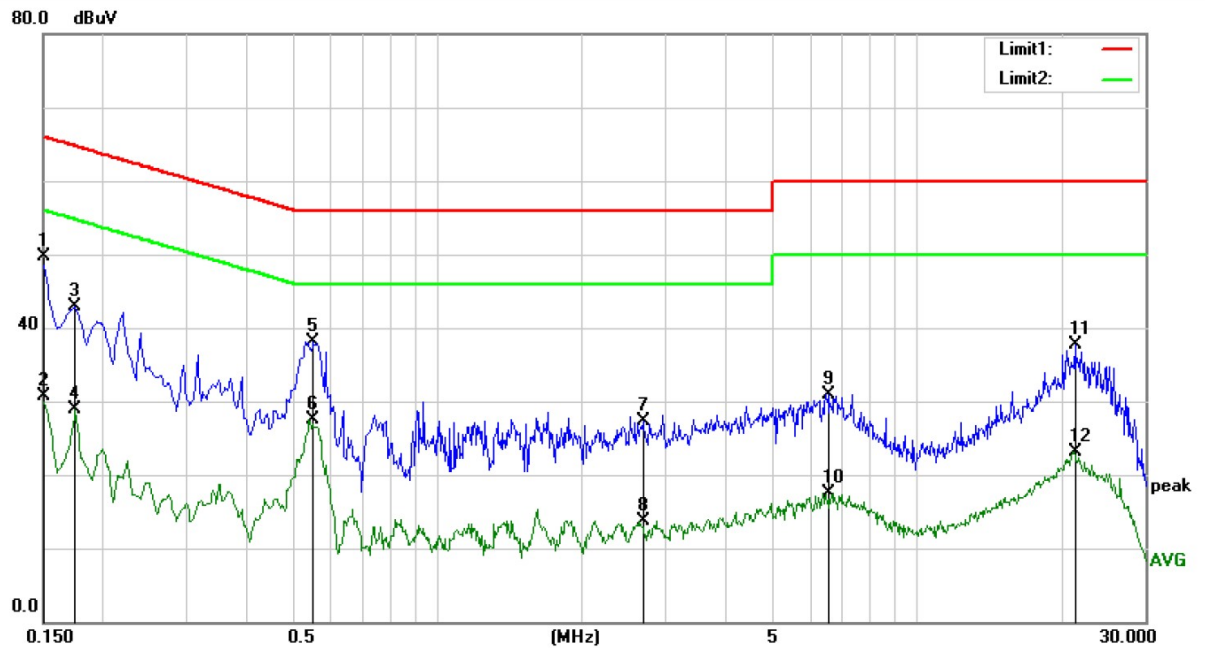
Test according to clause 6.3 conducted emission test setup

8.6.4 Test Procedure

The EUT was placed on a table which is 0.8m above ground plane.
 Maximum procedure was performed on the highest emissions to ensure EUT compliance.
 Repeat above procedures until all frequency measured were complete.

8.6.5 Test Results

Pass



Site Conduction #1

Phase: **L1**

Temperature: 22.4

Limit: (CE)FCC PART 15 class B_QP

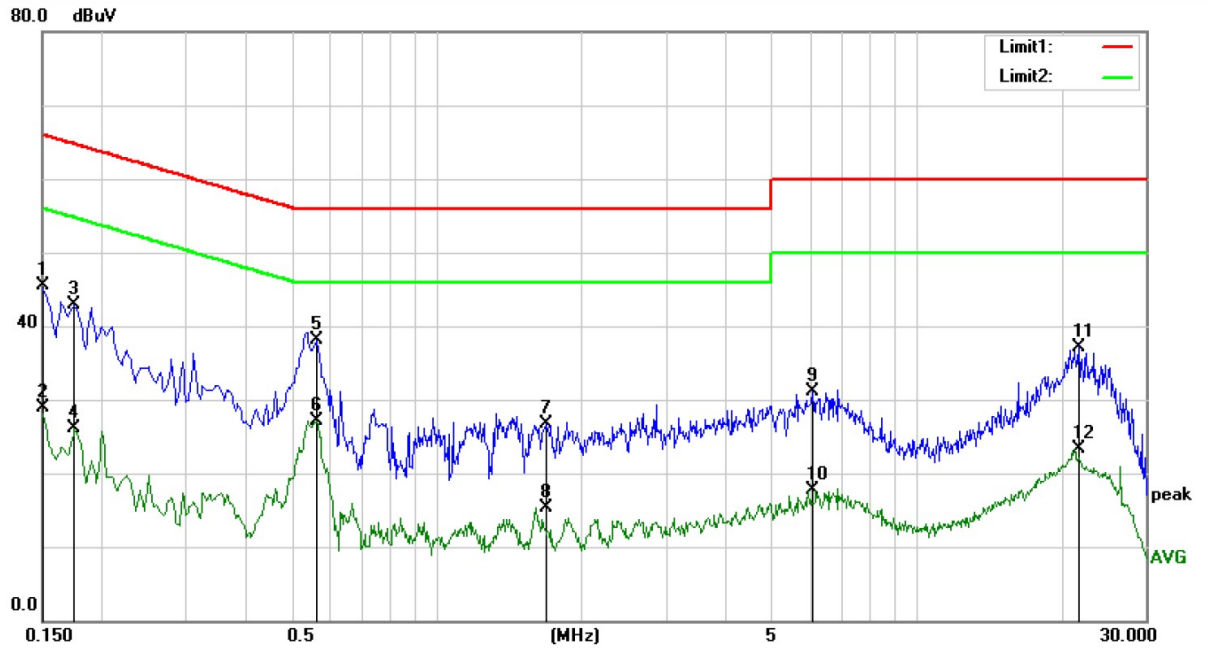
Power: AC 120V/60Hz

Humidity: 55 %

Mode: WIFI

Note:

No.	Mk.	Freq. MHz	Reading Level dBuV	Correct Factor dB	Measure- ment dBuV	Limit dBuV	Over dB	Detector	Comment
1	*	0.1500	40.04	9.58	49.62	66.00	-16.38	QP	
2		0.1500	21.03	9.58	30.61	56.00	-25.39	AVG	
3		0.1750	33.41	9.50	42.91	64.72	-21.81	QP	
4		0.1750	19.39	9.50	28.89	54.72	-25.83	AVG	
5		0.5500	28.75	9.26	38.01	56.00	-17.99	QP	
6		0.5500	18.28	9.26	27.54	46.00	-18.46	AVG	
7		2.6800	17.43	9.95	27.38	56.00	-28.62	QP	
8		2.6800	3.70	9.95	13.65	46.00	-32.35	AVG	
9		6.5550	20.95	10.01	30.96	60.00	-29.04	QP	
10		6.5550	7.57	10.01	17.58	50.00	-32.42	AVG	
11		21.4300	27.60	10.18	37.78	60.00	-22.22	QP	
12		21.4300	12.97	10.18	23.15	50.00	-26.85	AVG	



Site Conduction #1

Phase: **N**

Temperature: 22.4

Limit: (CE)FCC PART 15 class B_QP

Power: AC 120V/60Hz

Humidity: 55 %

Mode: WIFI

Note:

No.	Mk.	Freq. MHz	Reading Level dBuV	Correct Factor dB	Measure- ment dBuV	Limit dBuV	Over dB	Detector	Comment
1		0.1500	35.90	9.58	45.48	66.00	-20.52	QP	
2		0.1500	19.28	9.58	28.86	56.00	-27.14	AVG	
3		0.1750	33.46	9.50	42.96	64.72	-21.76	QP	
4		0.1750	16.55	9.50	26.05	54.72	-28.67	AVG	
5	*	0.5600	28.76	9.26	38.02	56.00	-17.98	QP	
6		0.5600	17.93	9.26	27.19	46.00	-18.81	AVG	
7		1.6850	16.68	9.93	26.61	56.00	-29.39	QP	
8		1.6850	5.29	9.93	15.22	46.00	-30.78	AVG	
9		6.0800	21.04	9.98	31.02	60.00	-28.98	QP	
10		6.0800	7.70	9.98	17.68	50.00	-32.32	AVG	
11		21.7300	27.02	10.18	37.20	60.00	-22.80	QP	
12		21.7300	13.06	10.18	23.24	50.00	-26.76	AVG	

8.7 ANTENNA APPLICATION

8.7.1 Antenna Requirement

Standard	Requirement
FCC CRF Part 15.203	An intentional radiator shall be designed to ensure that no antenna other than that furnished by the responsible party shall be used with the device. The use of a permanently attached antenna or of an antenna that uses a unique coupling to the intentional radiator shall be considered sufficient to comply with the provisions of this section. The manufacturer may design the unit so that a broken antenna can be replaced by the user, but the use of a standard antenna jack or electrical connector is prohibited. This requirement does not apply to carrier current devices or to devices operated under the provisions of §15.211, §15.213, §15.217, §15.219, or §15.221. Further, this requirement does not apply to intentional radiators that must be professionally installed, such as perimeter protection systems and some field disturbance sensors, or to other intentional radiators which, in accordance with §15.31(d), must be measured at the installation site. However, the installer shall be responsible for ensuring that the proper antenna is employed so that the limits in this part are not exceeded.

For intentional device, according to FCC 47 CFR Section 15.203, an intentional radiator shall be designed to ensure that no antenna other than that furnished by the responsible party shall be used with the device. And according to FCC 47 CFR Section 15.407 (a), if transmitting antennas of directional gain greater than 6dBi are used, the power shall be reduced by the amount in dB that the directional gain of the antenna exceeds 6dBi.

8.7.2 Result

PASS.

- The EUT has 2 External Antennas for WiFi 5G: The two antennas are 5 dBi
- Note:
- Antennas use a permanently attached antenna which is not replaceable.
 - Not using a standard antenna jack or electrical connector for antenna replacement
 - The antenna has to be professionally installed (please provide method of installation)

Which in accordance to section 15.203, please refer to the internal photos.

Detail of factor for radiated emission

Frequency(MHz)	Ant_F(dB)	Cab_L(dB)	Preamp(dB)	Correct Factor(dB)
0.009	20.6	0.03	\	20.63
0.15	20.7	0.1	\	20.8
1	20.9	0.15	\	21.05
10	20.1	0.28	\	20.38
30	18.8	0.45	\	19.25
30	11.7	0.62	27.9	-15.58
100	12.5	1.02	27.8	-14.28
300	12.9	1.91	27.5	-12.69
600	19.2	2.92	27	-4.88
800	21.1	3.54	26.6	-1.96
1000	22.3	4.17	26.2	0.27
1000	25.6	1.76	41.4	-14.04
3000	28.9	3.27	43.2	-11.03
5000	31.1	4.2	44.6	-9.3
8000	36.2	5.95	44.7	-2.55
10000	38.4	6.3	43.9	0.8
12000	38.5	7.14	42.3	3.34
15000	40.2	8.15	41.4	6.95
18000	45.4	9.02	41.3	13.12
18000	37.9	1.81	47.9	-8.19
21000	37.9	1.95	48.7	-8.85
25000	39.3	2.01	42.8	-1.49
28000	39.6	2.16	46.0	-4.24
31000	41.2	2.24	44.5	-1.06
34000	41.5	2.29	46.6	-2.81
37000	43.8	2.30	46.4	-0.3
40000	43.2	2.50	42.2	3.5

----- END OF REPORT -----