



## APPENDIX 1 PHOTOGRAPHS OF TEST SETUP


Test Model No.: S0-62




**Radiated emission Test Setup-1(9kHz~30MHz)**



**Radiated emission Test Setup-2 (30MHz~1GHz)**



**Radiated spurious emission Test Setup-3(Above 1GHz)**



**Radiated spurious emission Test Setup-4(Above 1GHz)**  
**There are absorbing materials under the ground.**