



**Test Setup Photographs for the Model No. / PMN: HMI board**

**1. Radiated Test Setup**




**Photo 1 Radiated Test Setup from 9 kHz to 30 MHz**




**Photo 2 Radiated Test Setup from 9 kHz to 30 MHz**






**Photo 3 Radiated Test Setup from 30 MHz to 1 GHz**




**Photo 4 Radiated Test Setup from 30 MHz to 1 GHz**





**Photo 5 Radiated Test Setup-Close View**




**Photo 6 Radiated Test Setup-Close View**

## **2. Conducted Test Setup**




**Photo 7 Conducted Test Setup-Frequency Stability + OBW measurements**



**Photo 8 Conducted Test Setup- Frequency Stability + OBW measurements**



### **3. AC Conducted Emissions**



**Photo 9 AC Conducted Test Setup**



**Photo 10 AC Conducted Test Setup**