

FC0320 User Manual

Please note that only certified personnel is allowed to perform the installation referenced in this manual.

FCC Compliance Statements

The Federal Communications Commission requires compliance statements for the following:

FCC Part 15.19 Statement

This device complies with part 15 of the FCC Rules. Operation is subject to the following two conditions: (1) This device may not cause harmful interference, and (2) this device must accept any interference received, including interference that may cause undesired operation.

FCC Part 15.21 Statement

Changes or modifications not expressly approved by the party responsible for compliance could void the user's authority to operate the equipment.

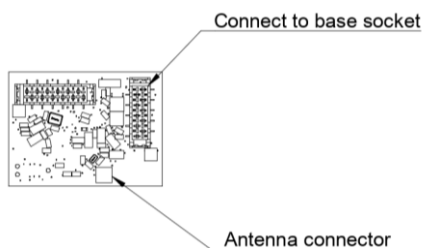
IMPORTANT NOTE:

FCC Radiation Exposure Statement:

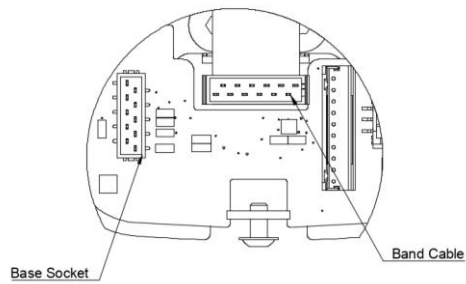
This equipment complies with FCC radiation exposure limits set forth for an uncontrolled environment. This equipment should be installed and operated with minimum distance 20cm between the radiator & your body.

Connect Options

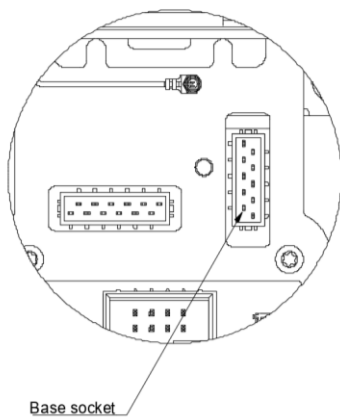
Radio Module



Connect option 1: Base socket with band cable



Connect option 2: Base socket w/o band cable



Install / Setup

1. Connect the antenna cable to the radio module
2. Connect the radio module to the base socket / band cable
3. Insert the batteries into the battery case
4. Connect the battery case
5. Use the setup app to finish the installation