



深圳市飞敏科技有限公司

ShenZhen City FeiMin Technology CO., LTD.

产品承认书

SPECIFICATION FOR APPROVED

客户

CUSTOMER: Kemotai

产品名称

PRODUCTS: J14-2.4G glue stick/External antenna

客户料号

PART NO: _____

产品型号

Spec.: FM-S2665-J14-2.4G

日期

Data: 2024.10.14

供应商 SUPPLIER		
拟制 PREPARED BY	审核 CHECKED BY	批准 APPROVED BY

客户 CUSTOMER		
承认 ACCEPTED BY	审核 CHECKED BY	批准 APPROVED BY

备注：承认盖章后请回复一份承认书（或复印件）给我司，其余由贵公司存档

REMARK: Please send us one(or copy) of this approval with stamp after accepting, other copies filed by the customer.

地址：深圳市宝安区西乡街道固戍社区恒南一路C栋厂房303室

ADD: Room 303, Building C, Hengnan one Road, Gushu community, Xixiang Street, Bao' an District, Shenzhen City

电话 Tel: 0755-23035723

传真 Fax: 0755-23036702

邮箱 E-mail: ant001@fmant.cn

网址 HTTP: www.fmant.cn

目录/Contents

产品承认书Product Confirmation Letter.....	1
1. 项目信息 Project Information.....	4
1.1. 外观尺寸 Appearance and Dimensions	4
2. 电气性能 Electrical Characteristics	5
2.1. 测试环境条件 Test Environment Conditions.....	5
2.2. 测试方法 Measurement method	5
2.2.1. 天线电压驻波比 Antenna VSWR.....	5
2.2.2. 天线回波损耗 Antenna Return loss	6
2.3. 天线无源测试数据 Antenna passive test data.....	6
2.3.1. 测试系统 Test system	6
2.3.2 天线效率及增益 Antenna efficiency and gain.....	7
2.3.2. 天线辐射方向图 Antenna Radiation Pattern	7

ANTENNA SPECIFICATION

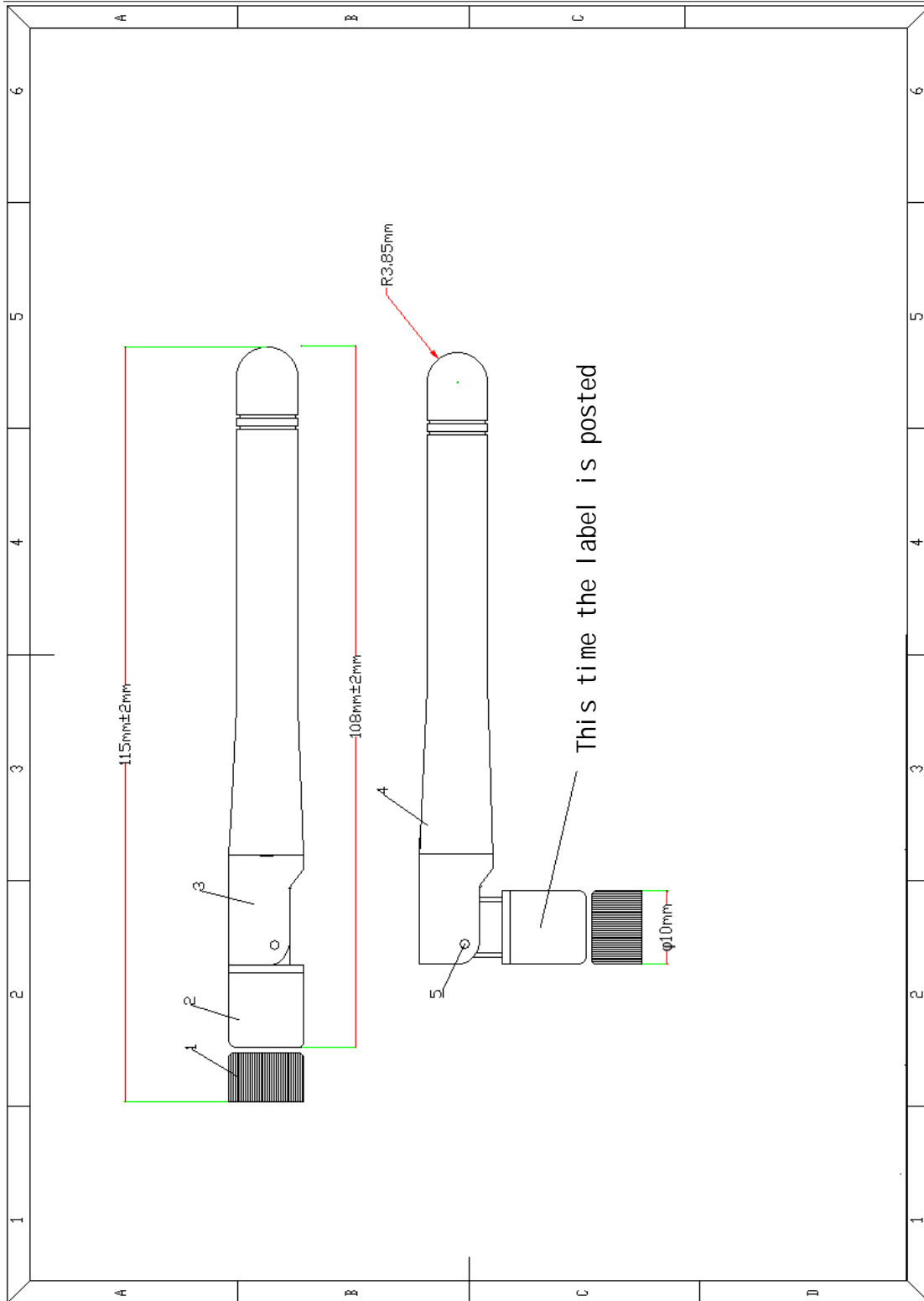
Revision history

Version	Date	State
A1	2024-10-14	First edition

ANTENNA SPECIFICATION

1. 项目信息 Project Information

1.1. 外观尺寸 Appearance and Dimensions

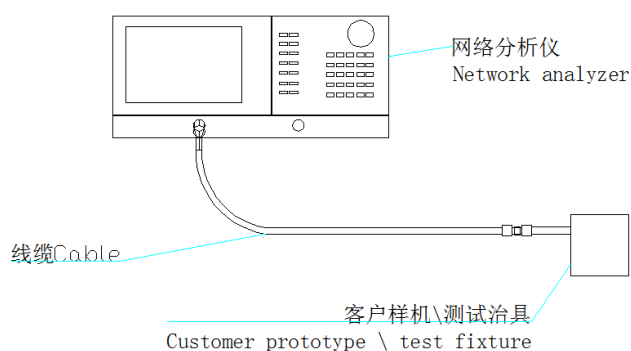


2. 电气性能 Electrical Characteristics

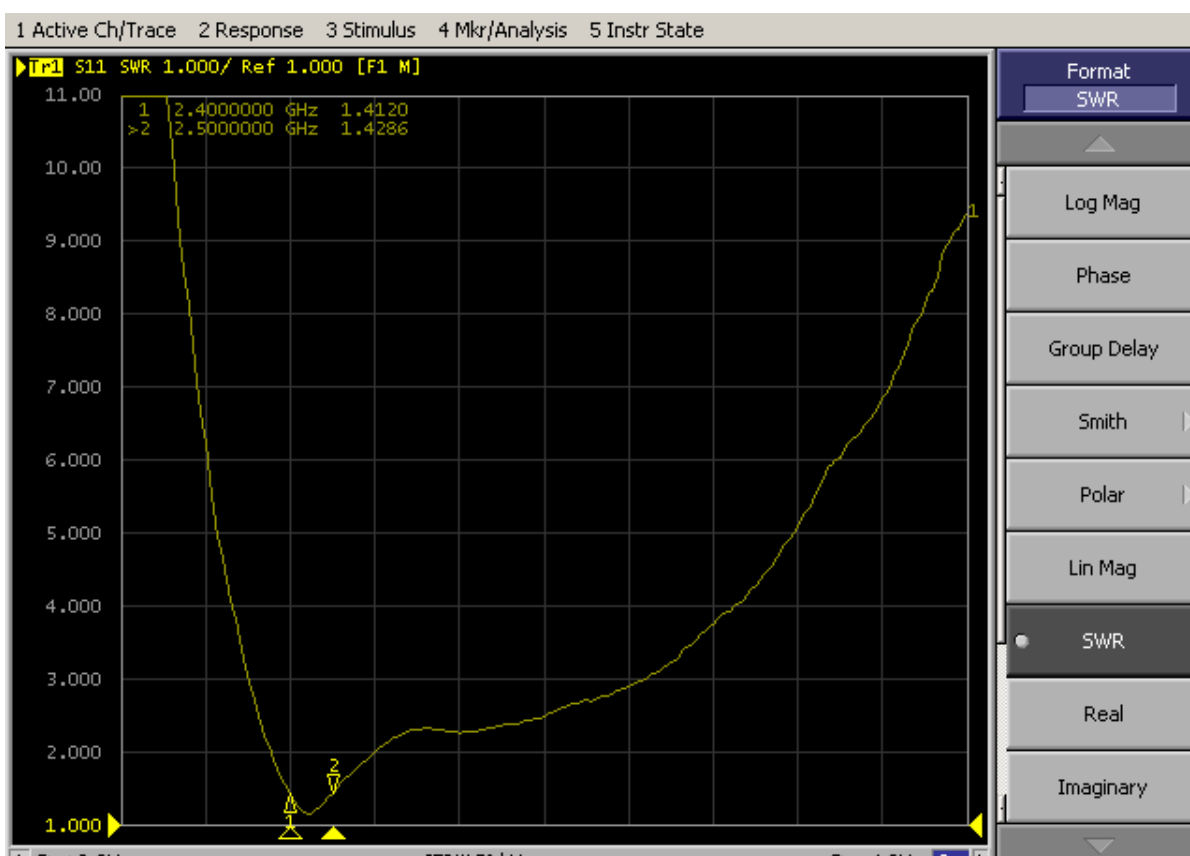
2.1. 测试环境条件 Test Environment Conditions

温度 Temperature	Ordinary Temperature (5 to 35°C)
湿度 Humidity	Ordinary Humidity (25 to 85% RH)

2.2. 测试方法 Measurement method

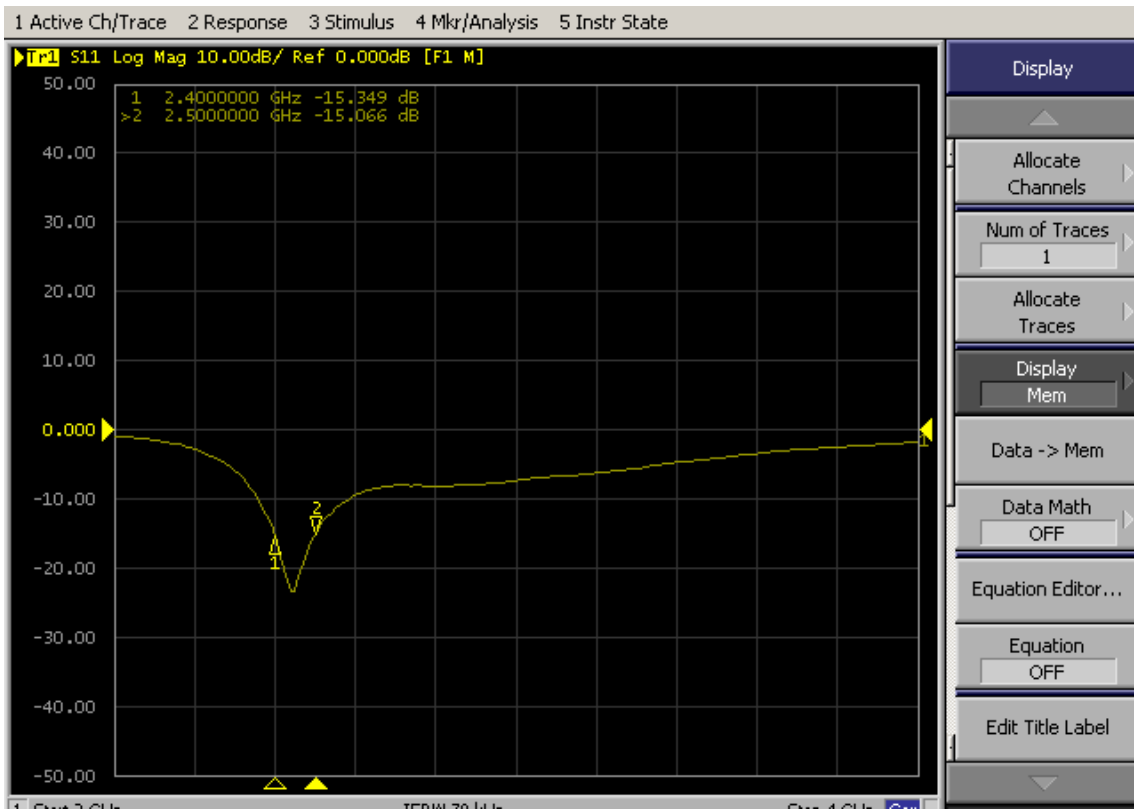


2.2.1. 天线电压驻波比 Antenna VSWR




ANTENNA SPECIFICATION

2.2.2. 天线回波损耗 Antenna Return loss



2.3. 天线无源测试数据 Antenna passive test data

2.3.1. 测试系统 Test system



深圳市飞敏科技有限公司 (24 探头 OTA 微波暗室)

ANTENNA SPECIFICATION

2.3.2 天线效率及增益 Antenna efficiency and gain

Frequency (MHz)	Gain (dBi)	Efficiency (%)
2400 MHz	3.08	58.84
2410 MHz	3.32	62.85
2420 MHz	3.75	58.54
2430 MHz	3.84	61.75
2440 MHz	3.66	59.11
2450 MHz	3.19	63.09
2460 MHz	3.26	58.13
2470 MHz	3.12	56.12
2480 MHz	2.61	58.87
2490 MHz	2.8	62.62
2500 MHz	2.68	61.55

2.3.2. 天线辐射方向图 Antenna Radiation Pattern

