

## **1 GENERAL INFORMATION**

### **1.1 Test Environment Condition**

Ambient Temperature	19 to 25 °C
Ambient Relative Humidity	45 to 55 %
Ambient Pressure	N/A (Not applicable)

### **1.2 Announce**

- (1) The test report is invalid if not marked with the signatures of the persons responsible for preparing and approving the test report.
  - (2) The test report is invalid if there is any evidence and/or falsification.
  - (3) The results documented in this report apply only to the tested sample, under the conditions and modes of operation as described herein.
  - (4) This document may not be altered or revised in any way unless done so and all revisions are duly noted in the revisions section.
  - (5) Content of the test report, in part or in full, cannot be used for publicity and/or promotional purposes without prior written approval from the laboratory.
-

# Lenze Technology Co.,LTD

Tel:+86 0755-82031775;25332530 Fax:+86 0755-82713604

7 th Floor,Ching Po Buildind, 6008 shennan Avenue,Futian District, Shenzhen City, Guangdong Province,China

## 2 PRODUCT INFORMATION

### 2.1 Applicant

Applicant	Lenze Technology Co.,LTD
Address	7 th Floor,Ching Po Buildind, 6008 shennan Avenue, Futian District ,
Contact Person	Tony
Telephone Number	+86 0755-82031775;25332530
Fax Number	+86 0755-82713604
E-mail Address	info@lenzotech.com

### 2.2 Manufacturer

Manufacturer	Lenze Technology Co.,LTD
Address	7 th Floor,Ching Po Buildind,, 6008 shennan Avenue, Futian District , Shenzhen City, Guangdong Province, China
Contact Person	N/A
Telephone Number	N/A
Fax Number	N/A
E-mail Address	N/A

### 2.3 General Description for Equipment under Test (EUT)

EUT Type	Bluetooth Antenna
Model Name	SHUIBEI-V5
Antenna Type	PCB Antenna
Hardware Version	N/A
Serial Number	N/A
Dimensions	N/A

### 2.4 Technical Information

Frequency Range	2400MHz~ 2500MHz
Test Frequencies	2402MHz, 2441MHz, 2480MHz

## SUMMARY OF TEST RESULTS

### 3

#### 3.1 Test Standards

No.	Identity	Document Title
1	IEEE149-1979	IEEE Standard Test Procedures for Antennas

### 3.2 Test Verdict

Report Section	Description	Remark
ANNEX A.1	Gain And Efficiency	--
ANNEX B	Radiation Pattern	--

### 3.3 Test Uncertainty

The uncertainty is calculated using the methods suggested in the "Guide to the Expression of Uncertainty in Measurement" (GUM) published by ISO.

Item	Uncertainty
VSWR(S11)	0.4dB
Gain	0.5dB

## 4 GENERAL TEST CONFIGURATIONS

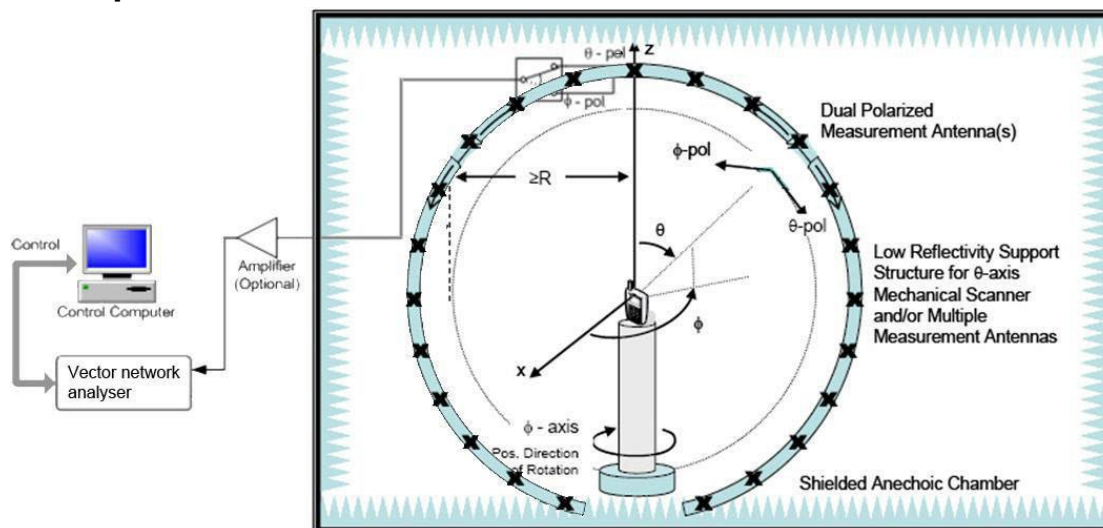
### 4.1 Test Condition

Environment Parameter	Selected Values During Tests		
	Temperature	Voltage	Relative Humidity
Normal Temperature, Normal Voltage (NTNV)	25°C	N/A	51%

### 4.2 Test Equipment List

Description	Manufacturer	Model	Serial No.	Cal. Date	Cal. Due
Vector Network Analyzer	Agilent	E5071C	MY46103472	2014.09.07	2015.09.06
5*5*5 Full Anechoic Chamber	SATIMO	5*5*5	N/A	2014.09.05	2015.09.04
SG24 Multi-probe Antenna Measurement System	SATIMO	SG24-L	1101855-0001	2014.10.25	2015.10.24

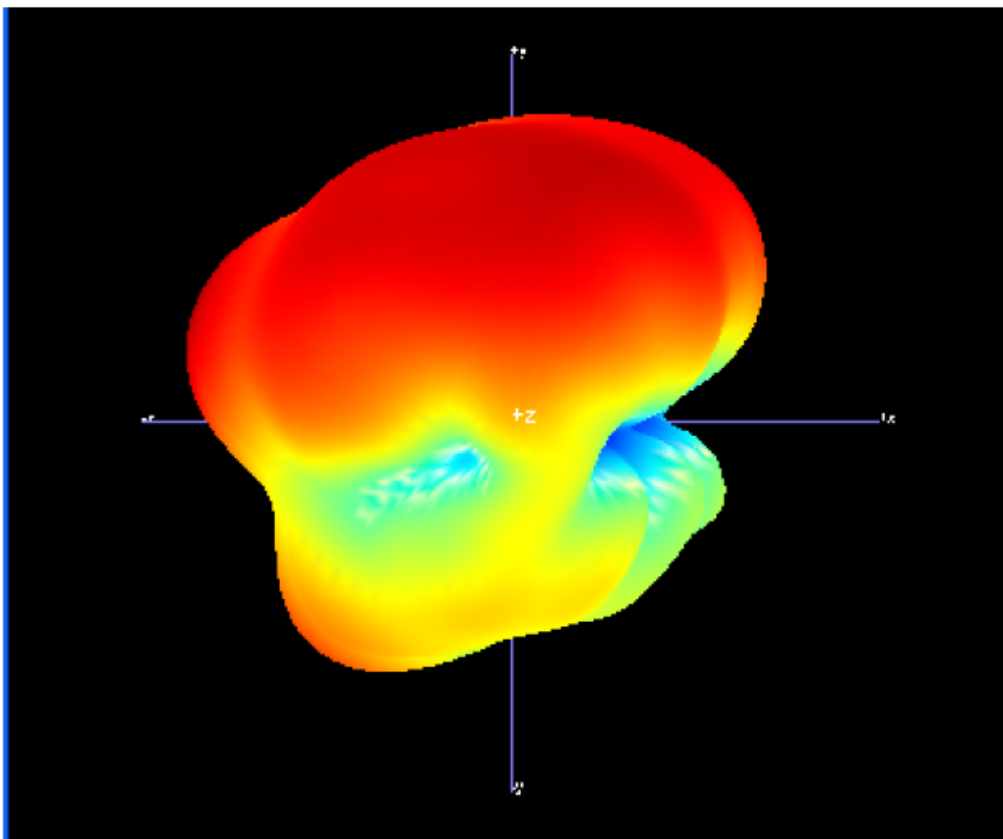
### 4.3 Test Setup



## ANNEX A TEST RESULTS

### A.1 Gain and Efficiency

Frequency	Peak Gain (dBi)	Efficiency (%)
2402MHz	1.75	14
2441MHz	1.45	14
2480MHz	1.25	16



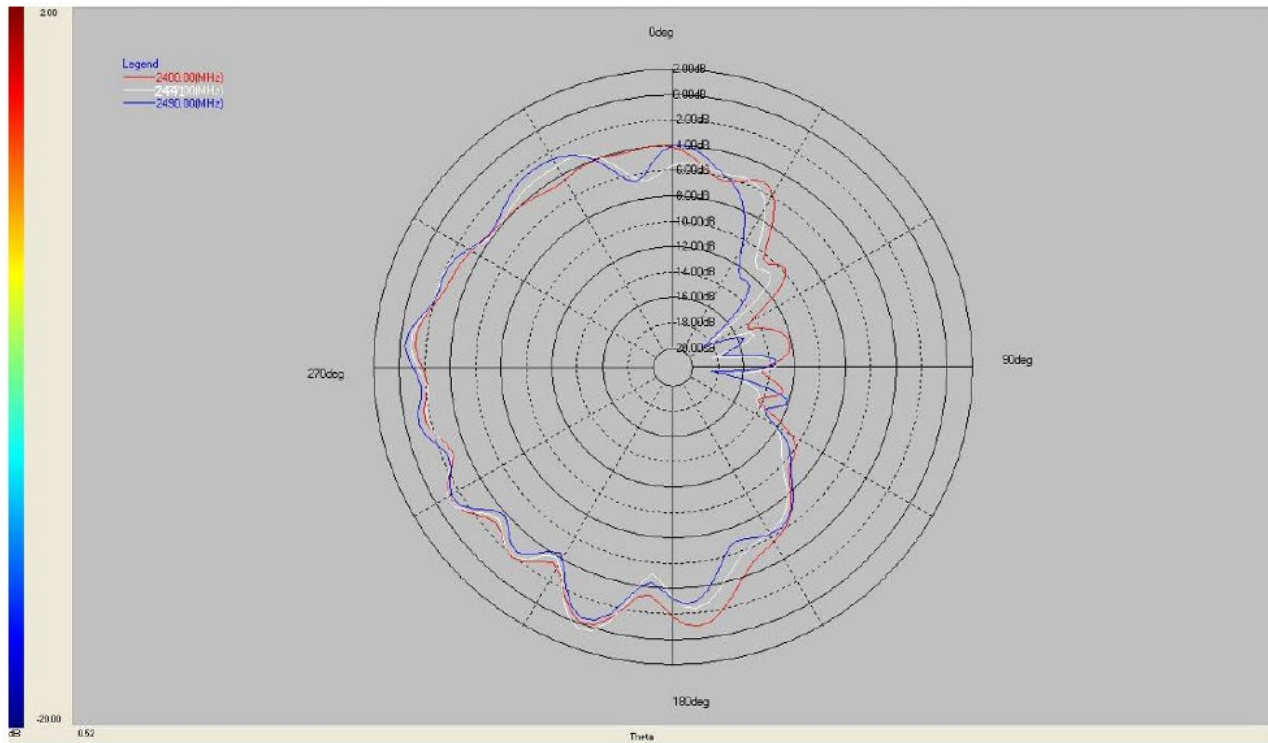
2480MHZ

## ANNEX B RADIATION PATTERN

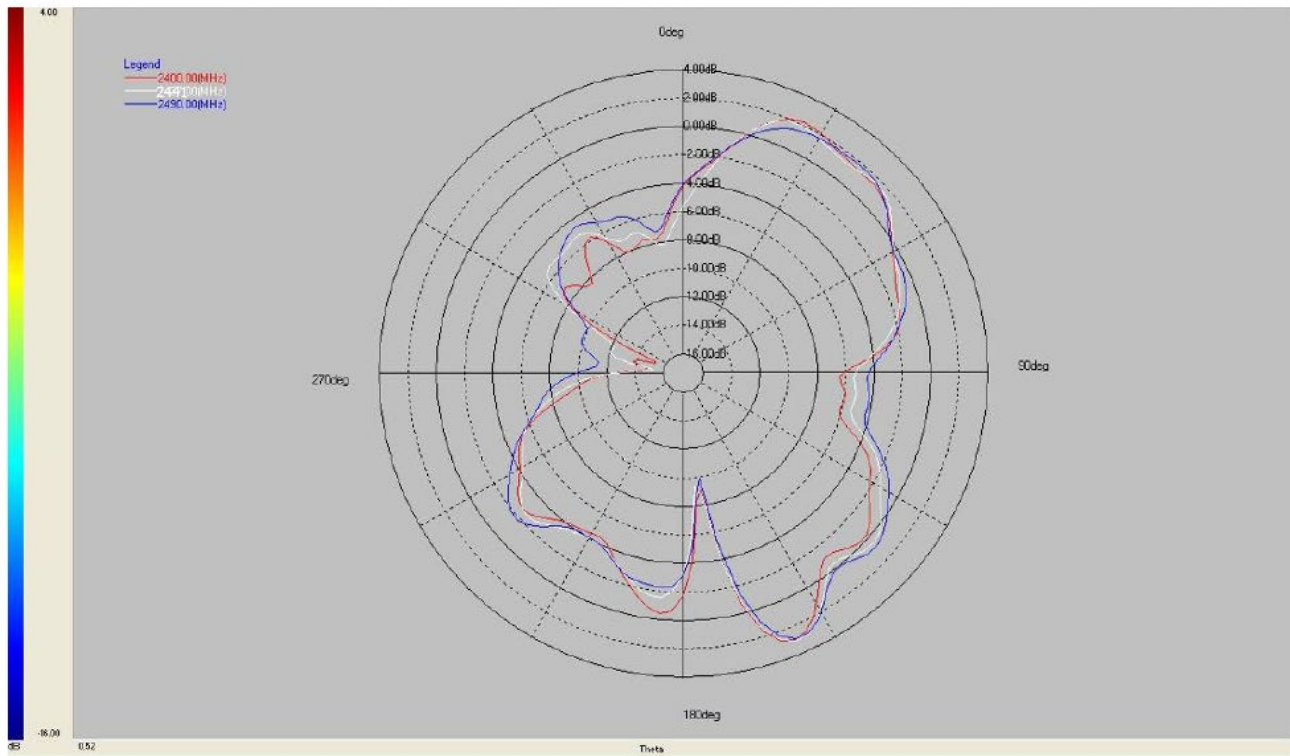
3D Pattern

# 1D Radiation Pattern

PHI = 0



PHI = 90

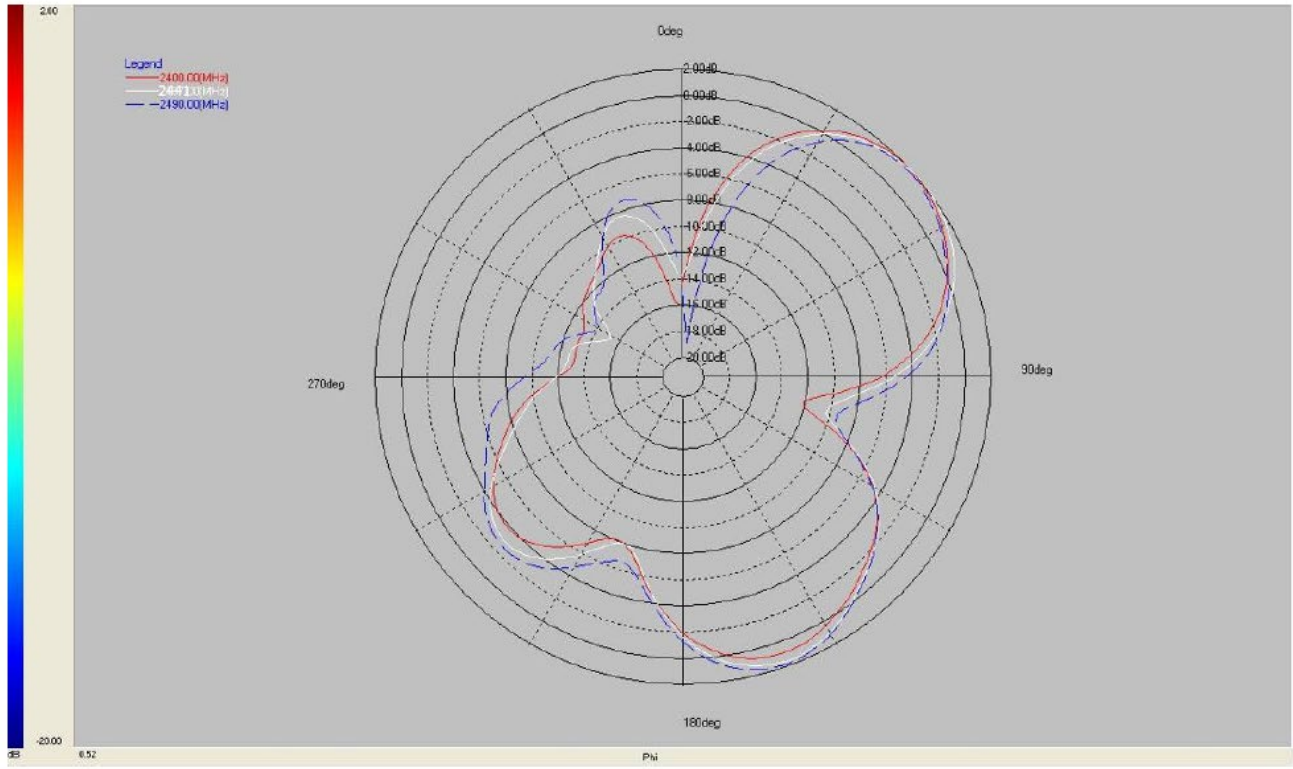


# Lenze Technology Co.,LTD


Tel:+86 0755-82031775;25332530 Fax:+86 0755-82713604

7 th Floor,Ching Po Buildind, 6008 shennan Avenue,Futian District, Shenzhen City, Guangdong Province,China

## THETA = 90



### ANNEX C TEST SETUP PHOTO



### ANNEX D EUT PHOTO

