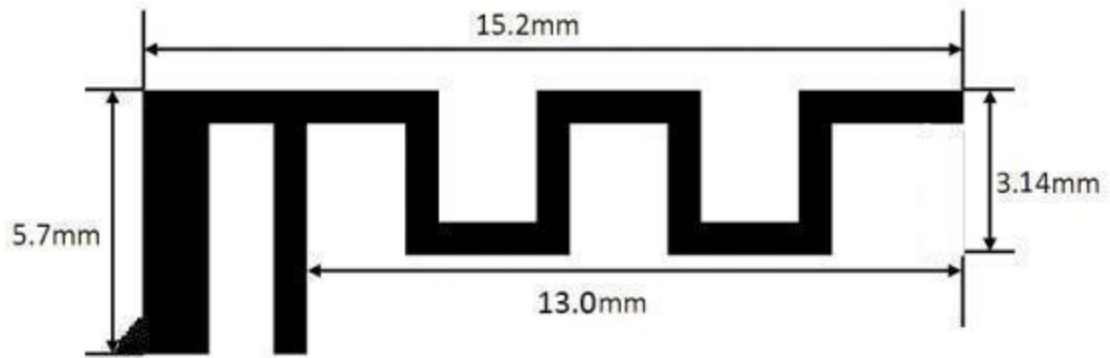


Inverted F Antenna Specification

Summary

ITEM	ANT SPEC					
Model Name	2.4G ANT					
Center Frequency	Horizontal			Vertical		
	2400MHz	2400MHz	2500MHz	2400MHz	2400MHz	2500MHz
	-1.26	-0.76	-0.58	-5.25	-2.46	-1.86
MAX. Gain	-0.58dB					
Polarization	Horizontal and Vertical					
Azimuth Beam Pattern	Omni-directional					
Impedance	50 Ohm					
Antenna Length	38.20mm					
Manufacture	Dongguan Jinshan Electronic Technology Co., LTD					
Manufacturer Address	5th Floor, Building 1, Shunda Technology Park, Jinshun Road, Fenggang Town, Dongguan City, Guangdong Province					

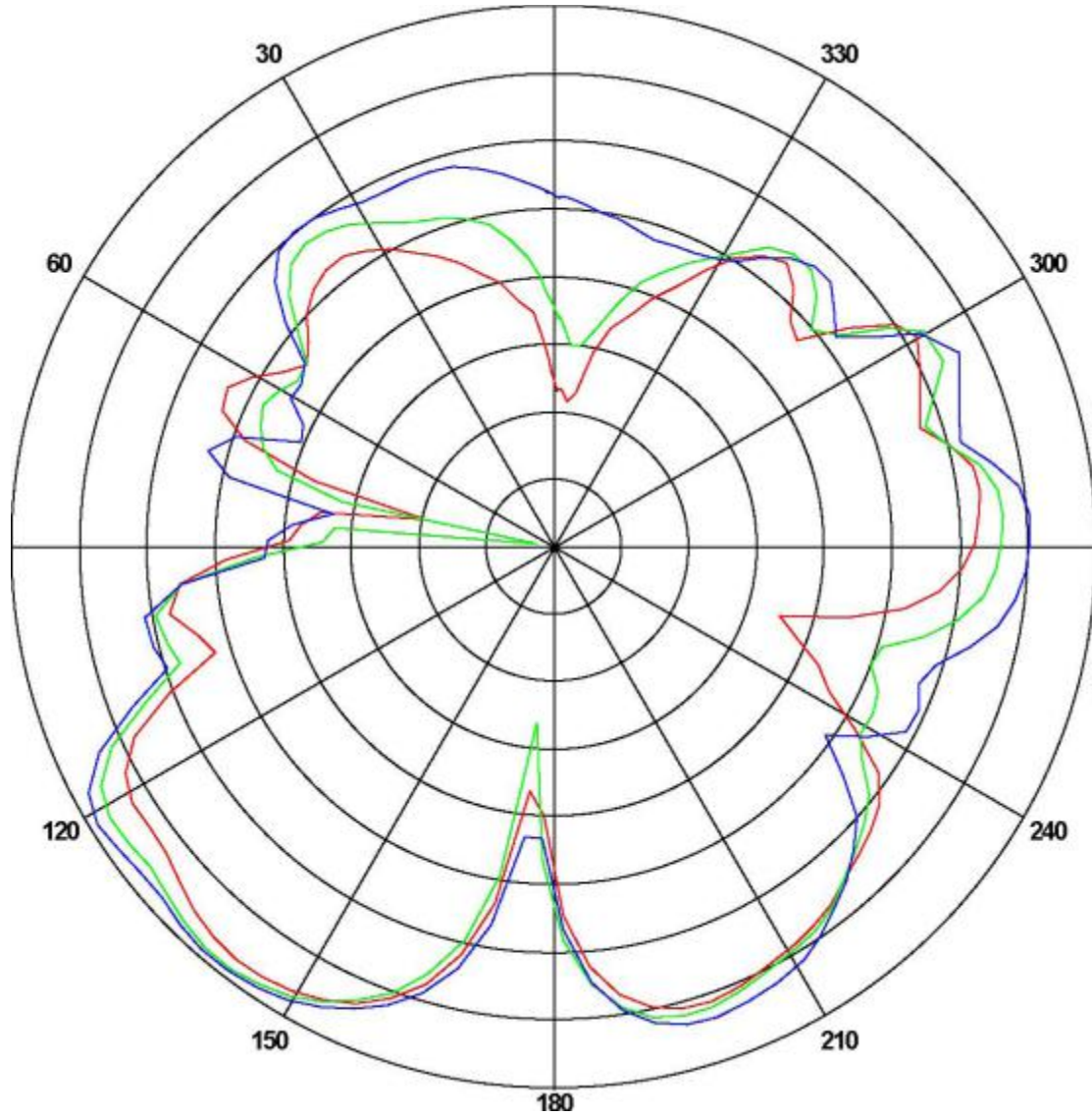
Antenna Photo & Length (mm)



Horizontal: 2400 MHz 2450 MHz 2500 MHz

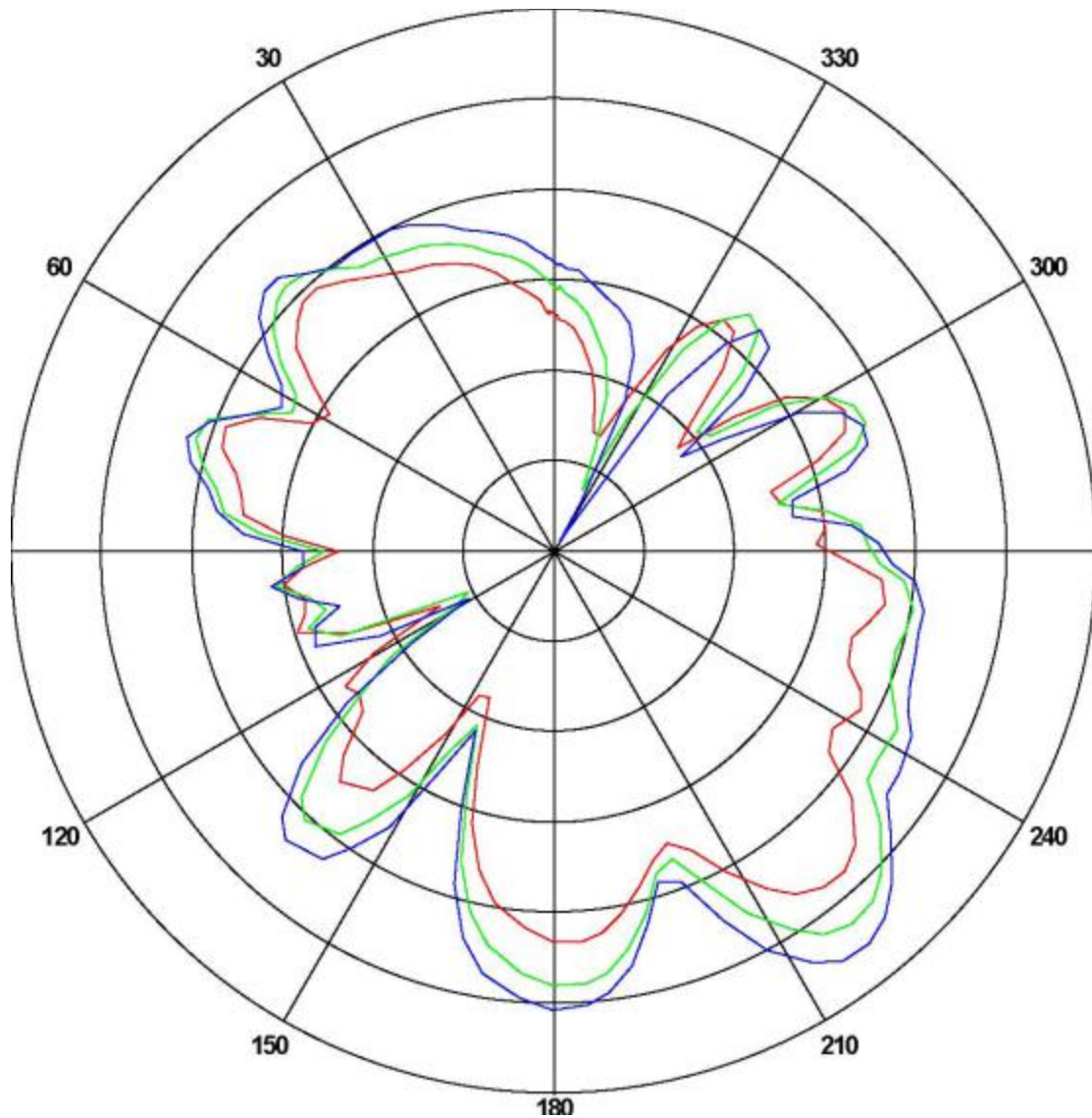
Power (dBm)

Max: 0 Min: -40 Scale: 5/div



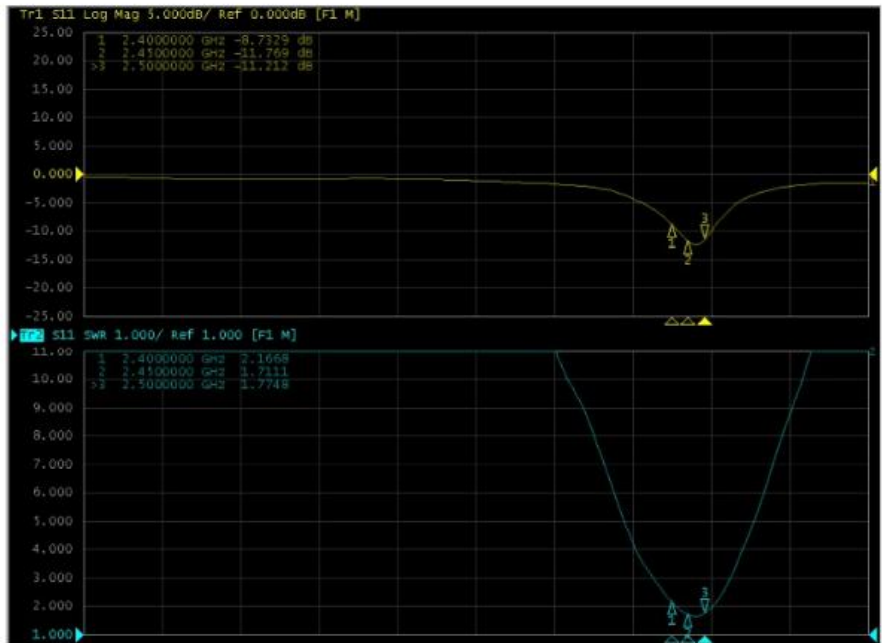
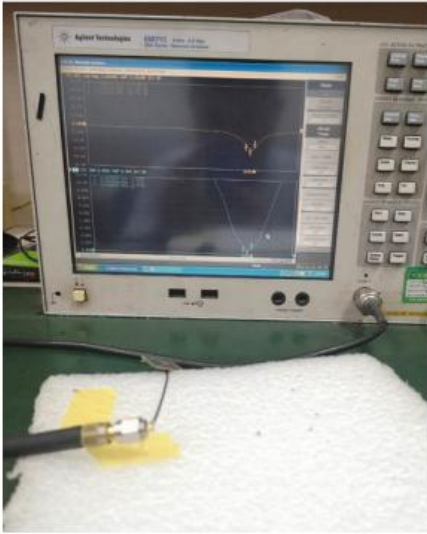
Frequency (MHz)	Gain(dB)		
	Max	Min	Avg
2400	-1.26174	-30.0801	-7.18716
2450	-0.765802	-36.5604	-7.48023
2500	-0.585582	-22.0315	-6.59127

Vertical: 2400 MHz 2450 MHz 2500 MHz
 Power (dBm)
 Max: 0 Min: -30 Scale: 5/div



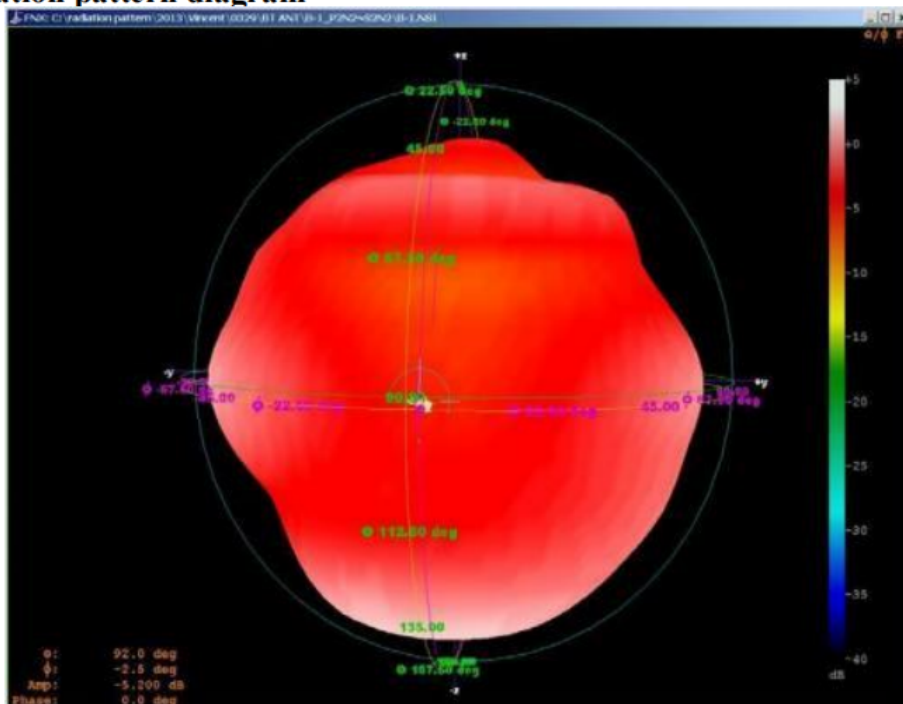
Frequency (MHz)	Gain(dB)		
	Max	Min	Avg
2400	-5.2537	-22.1424	-12.4294
2450	-2.4652	-24.5837	-10.4702
2500	-1.86120	-29.5214	-9.20432

ANT Test Labs : Attestation of Global Compliance Co., Ltd.



Frequency (MHz)	2400	2450	2500
Return Loss	-8.73	-11.76	-11.21
VSWR	2.16	1.71	1.77

3D radiation pattern diagram



The Environment of Antenna Radiation Pattern

