
















## Instructions of Smart Fan Light


**Features:**  
It can realize the core functions of fast device pairing, local control and group control without the gateway. It can be applied to power supply, dual-color temperature lights, colored lights, fan lights, on-off switches etc.

**Operations:**  
1. APP Download: Scan the QR code to download the APP, and register an account as per the instructions.  
2. Add the device: Log in the account, and click "+" to add the device. You can edit the device name and room, and choose the device type (such as fan light).  
3. Pairing: After adding the device, click the device icon to the detail page. Cut off the device for 1-2 seconds and then power on. Then click the "Pairing" button. If it beeps 2 times, then the pairing is successfully done. Multiple devices are able to be matched at the same time.  
4. After the pairing is done, then you can use APP to control the devices.

**Code Clear:**  
**Within 5 seconds upon turning on, long press "ALL OFF" button, the light flashes 2 times, then the action is done.**

**Remote Code Matching:** Long press the "PAIR CODE" button within 5 seconds when the light is turned on. If it beeps 2 times, then the code is successfully matched.

-  Light ON/OFF
-  ALL OFF
-  Color Temperature Switch
-  Small Night Light
-  Click or long press this button to enhance the brightness
-  Click or long press this button to weaken the brightness
-  Long press this button to increase color temperature
-  Long press this button to decrease color temperature
-  Fan rotates forward
-  Fan rotates in reverse
-  Turn off automatically after 2-hour countdown
-  Turn off automatically after 1-hour countdown
-  Fan speed, 1 is the weakest, 6 is the strongest
-  Nature wind
-  Fan OFF



### FCC Warning

This device complies with part 15 of the FCC Rules. Operation is subject to the following two conditions: (1) This device may not cause harmful interference, and (2) this device must accept any interference received, including interference that may cause undesired operation.

Any Changes or modifications not expressly approved by the party responsible for compliance could void the user's authority to operate the equipment.

**Note:** This equipment has been tested and found to comply with the limits for a Class B digital device, pursuant to part 15 of the FCC Rules. These limits are designed to provide reasonable protection against harmful interference in a residential installation. This equipment generates uses and can radiate radio frequency energy and, if not installed and used in accordance with the instructions, may cause harmful interference to radio communications. However, there is no guarantee that interference will not occur in a particular installation. If this equipment does cause harmful interference to radio or television reception, which can be determined by turning the equipment off and on, the user is encouraged to try to correct the interference by one or more of the following measures:

- Reorient or relocate the receiving antenna.
- Increase the separation between the equipment and receiver.
- Connect the equipment into an outlet on a circuit different from that to which the receiver is connected.
- Consult the dealer or an experienced radio/TV technician for help.

\* RF warning for Portable device:

The device has been evaluated to meet general RF exposure requirement. The device can be used in portable exposure condition without restriction.