


Appendix I. Test Setup Photograph

<AC Power Line Conducted Emission>

Description : Front View of Conducted Emission Test Setup



Description : Rear View of Conducted Emission Test Setup




<Radiated Emission>


Description : Front View of Radiated Emission Test Setup (30 MHz ~ 1 GHz)



Description : Rear View of Radiated Emission Test Setup (30 MHz ~ 1 GHz)



Description : Front View of Radiated Emission Test Setup (Above 1 GHz)



Description : Rear View of Radiated Emission Test Setup (Above 1 GHz)

