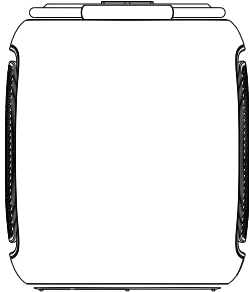
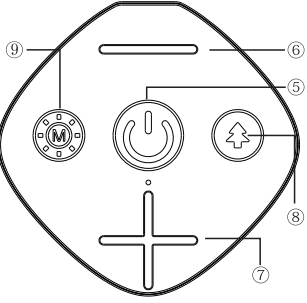
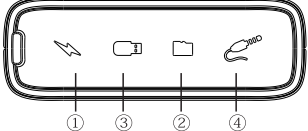


尺寸: 50x100mm (5折页) 材料: 70双胶(双面印刷) 折叠线不要印刷

|  |  |  |  |   |
|--|--|--|--|---|
| <h2 style="text-align: center;">Bluetooth Speaker<br/>USER MANUAL</h2>  <p style="text-align: center;">Model: TG-415</p> | <p><b>PRODUCT SPECIFICATIONS:</b></p> <ul style="list-style-type: none"> <li>● Wireless: V5.3</li> <li>Support: L2CAP/A2DP/AVCTP, can receive AUDIO signal and control the AUDIO device.</li> <li>● Working distance: 10M</li> <li>● SNR: ≥90db</li> <li>● Battery: 3.7V about 2400mAh</li> <li>● Normal volume playing time: about 10-15 hours (Depending on the volume you use)</li> <li>● Speaker driver: ∅ 57MM *1</li> <li>● Speaker Power: 4Ω/10W*1</li> <li>● Frequency response: 120Hz-20KHz</li> <li>● Unit size: 101*101*120mm</li> <li>● Unit weight: about 569 g (not includ accessories)</li> <li>● Charging: 5V/1A</li> <li>● Charging time: about 3H</li> </ul> <p><b>PRODUCT FEATURE:</b></p> <ol style="list-style-type: none"> <li>1. International advanced wireless chip and circuit design techniques, support wireless devices.</li> <li>2. With FM function, can search radio station broadcast automatically</li> <li>3. With Hi-Fi speaker, to make sure the clear and bright sound.</li> <li>4. Support Micro SD card and USB card, play MP3 format audio.</li> <li>5. With AUX line in, can directly connect</li> </ol> | <p>the outside devices, for example, tablet PC/TV/cell phones.</p> <ol style="list-style-type: none"> <li>6. The wireless working distance is 10 meters.</li> <li>7. It will close automatically after 30 mins if disconnect Wireless .</li> <li>8. A variety of flashing LED lights with different colors, color lights flash follow the melody.</li> <li>9. Support TWS.</li> <li>10. Support outdoor EQ audio modes;</li> </ol> <p><b>KEY AND SLOT FUNCTION:</b></p>  |  <ol style="list-style-type: none"> <li>1. DC 5V slot: Use the standard type-c USB charging cable for power charging.</li> <li>2. TF slot: It can decode and play Mp3 format audio when put TF card into the slot, Support playing lossless music.</li> <li>3. USB slot: It can decode and play MP3 format audio when put the USB card into the slot, Support playing lossless music.</li> <li>4. AUX line in slot: Use the Mini 3.5 head input through outside devices.</li> <li>5. Power switch: Press long for power on /power off.</li> <li>a) When play music, (USB card/TF card/Wireless/line in), short press for "play/pause".</li> <li>b) In FM mode, press short to search station automatically, press again to stop searching.</li> <li>c) Under wireless mode with mobile paired, when call coming, press short to answer a call hands-free, press again to hand up, press twice to ring up a call.</li> <li>6. When play music, Press short for last</li> </ol> | <ol style="list-style-type: none"> <li>song, long press to turn down the volume.</li> <li>7. When play music, press short for next song, long press to turn up the volume.</li> <li>8. Outdoor EQ key: Press short for to switch EQ mode .</li> <li>9. When play music, Press short for to option of the LED flashing light; Press three to close/open the LED light; Press twice to switch model (USB card/TF card/Wireless/line in/FM).</li> </ol> <p><b>TWS:</b></p> <p>Keep the two speaker under Wireless mode without pairing, press the "M" key for 2-3 seconds either of the speaker until hear a hint and meantime the button light stop flashing , now it is TWS mode ,then can paire the mobile; Press the "M" key for 3 seconds either of the speaker to stop TWS after disconnect wireless.</p> <p><b>NOTE:</b></p> <ul style="list-style-type: none"> <li>-In the FM mode, put in AUX cable to increase the FM radio signal .</li> <li>-If this speaker crash during use, you can press and hold the power button for 8 seconds to reset and shut down.</li> <li>-USB/TF card pls use FAT32 format.</li> </ul> <p>If you have problems with the product, please feel free to contact us through the order form!</p> |
|--|--|--|--|---|

**FCC Caution:**

This device complies with part 15 of the FCC Rules. Operation is subject to the following two conditions:

(1) This device may not cause harmful interference, and (2) this device must accept any interference received, including interference that may cause undesired operation. Any changes or modifications not expressly approved by the party responsible for compliance could void the user's authority to operate the equipment.

NOTE: This equipment has been tested and found to comply with the limits for a Class B digital device, pursuant to Part 15 of the FCC Rules. These limits are designed to provide reasonable protection against harmful interference in a residential installation. This equipment generates, uses and can radiate radio frequency energy and, if not installed and used in accordance with the instructions, may cause harmful

interference to radio communications. However, there is no guarantee that interference will not occur in a particular installation. If this equipment does cause harmful interference to radio or television reception, which can be determined by turning the equipment off and on, the user is encouraged to try to correct the interference by one or more of the following measures:

- Reorient or relocate the receiving antenna.
- Increase the separation between the equipment and receiver.
- Connect the equipment into an outlet on a circuit different from that to which the receiver is connected.
- Consult the dealer or an experienced radio/TV technician for help.

The device has been evaluated to meet general RF exposure requirement. The device can be used in portable exposure condition without restriction.