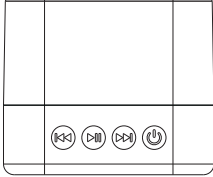

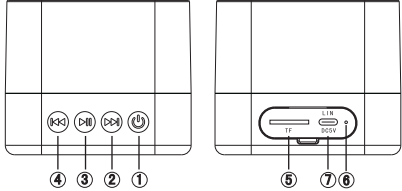
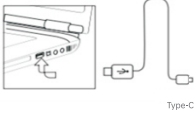
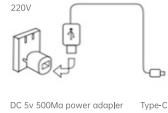


<div>Smart Bluetooth Speaker Box</div> <div>Operation Manual</div> <div></div> <div>Before operating this unit,please read this manual carefully and keep it for future reference.</div>	<div>Product Features Bluetooth Version: 5.0 Built-in Hi-Fi speaker Supports MP3 Files Stored in TF card Audio Input for Devices without Bluetooth Function Built-in Rechargeable Battery Resume/Memory Function</div> <div>Specifications Battery:500mAh/3.7V Output power:3W Degree of Distortion:<10% Effective Operating Range:8-10m Dimensions:D61xH60mm</div> <div>What's Included Bluetooth Speaker×1 Audio Cable/Micro USB Charging Cable×1 User Manual×1</div> <div>Contact Us If breakage,distortion,overheating or other abnormal situations occur,please stop usage and contact us .</div>	<div>Function Overview</div> <div></div> <div></div>
---	---	--

正面

<div>Basic Funcions</div> <div>1、 Long press POWER :ON/OFF (⏻) Model key :Bluetooth/Aux/TF card 2、 (⏮)Long press :Volume+,Short press:The next song 3、 (⏮) : Play/Pause 4、 (⏮)Long press :Volume-,Short press: The last song 5、 (TF) TF card socket 6、 LED 7、 DC 5 V/USB charging and audio input port 8、 please plug in the charging cable to reset the unit when the unit is down</div>	<div>Operating Instructions:</div> <div>1.Power on the speaker and enter Bluetooth pairing mode. - Connect your mobile phone to the speaker by selecting "BT-SPEAKER" in the Bluetooth settings. 2.The speaker will automatically reconnect to the last paired device within 10 seconds of powering on. 3.Press the "Model" key to switch between Bluetooth and TF card modes. 4.Control music playback such as the last/next song, volume +/volume - , pause/play using the designated buttons.</div>	<div>Power operation method</div> <div>To charge the speaker, connect the micro USB end of the cable to your computer or wall charger and the Type C end to the speaker. The red light will blink while charging and turn off when fully charged. Ensure the computer is powered on but in a shutdown state. If the speaker is completely drained, charge it for 8 hours twice before use. It has an automatic cut-off to prevent overcharging.</div> <div><div>A.computer charing</div><div></div><div>Type-C</div></div> <div><div>B.power adapter</div><div></div><div>220V DC 5v 500Ma power adapter Type-C</div></div>
--	---	--

说明书尺寸：60*60mm 书写纸 反面

FCC Warning

This device complies with part 15 of the FCC Rules. Operation is subject to the following two conditions:

(1) This device may not cause harmful interference, and (2) this device must accept any interference received, including interference that may cause undesired operation.

Any Changes or modifications not expressly approved by the party responsible for compliance could void the user's authority to operate the equipment.

Note: This equipment has been tested and found to comply with the limits for a Class B digital device, pursuant to part 15 of the FCC Rules. These limits are designed to provide reasonable protection against harmful interference in a residential installation. This equipment generates uses and can radiate radio frequency energy and, if not installed and used in accordance with the instructions, may cause harmful interference to radio communications. However, there is no guarantee that interference will not occur in a particular installation. If this equipment does cause harmful interference to radio or television reception, which can be determined by turning the equipment off and on, the user is encouraged to try to correct the interference by one or more of the following measures:

- Reorient or relocate the receiving antenna.
- Increase the separation between the equipment and receiver.
- Connect the equipment into an outlet on a circuit different from that to which the receiver is connected.
- Consult the dealer or an experienced radio/TV technician for help.

* RF warning for Portable device:

The device has been evaluated to meet general RF exposure requirement. The device can be used in portable exposure condition without restriction.