

RF TEST REPORT

Applicant	Roadeazy
FCC ID	2BKST-RZ1VH2401
Product	AI Vehicle Gateway
Model	RZ1
Report No.	R2408A1127-R2
Issue Date	October 29, 2024

Eurofins TA Technology (Shanghai) Co., Ltd. tested the above equipment in accordance with the requirements in **FCC CFR47 Part 2 (2023)/ FCC CFR 47 Part 24E (2023)**. The test results show that the equipment tested is capable of demonstrating compliance with the requirements as documented in this report.

Prepared by: Xu Ying

Approved by: Xu Kai

Eurofins TA Technology (Shanghai) Co., Ltd.

Building 3, No.145, Jintang Rd, Pudong Shanghai, P.R.China

TEL: +86-021-50791141/2/3

FAX: +86-021-50791141/2/3-8000

TABLE OF CONTENT

1. Test Laboratory	4
1.1. Notes of the test report	4
1.2. Test facility	4
1.3. Testing Location	4
2. General Description of Equipment under Test	5
2.1. Applicant and Manufacturer Information	5
2.2. General information	5
3. Applied Standards	6
4. Test Configuration	7
5. Test Case	8
5.1. RF Power Output and Effective Isotropic Radiated Power	8
5.2. Radiated Spurious Emission	9
6. Test Results	12
6.1. RF Power Output and Effective Isotropic Radiated Power	12
6.2. Radiated Spurious Emission	25
7. Main Test Instruments	29
ANNEX A: The EUT Appearance	30
ANNEX B: Test Setup Photos	31

Summary of measurement results

No.	Test Case	Clause in FCC rules	Verdict
1	RF Power Output and Effective Isotropic Radiated Power	2.1046 24.232(c)	PASS
2	Radiated Spurious Emission	2.1053 / 24.238(a)	PASS
Date of Testing: September 5, 2024 ~ September 11, 2024 Date of Sample Received: August 22, 2024			
Note: PASS: The EUT complies with the essential requirements in the standard. FAIL: The EUT does not comply with the essential requirements in the standard. All indications of Pass/Fail in this report are opinions expressed by Eurofins TA Technology (Shanghai) Co., Ltd. based on interpretations and/or observations of test results. Measurement Uncertainties were not taken into account and are published for informational purposes only.			

Only Radiated Spurious Emission is tested for RZ1 in this report, and because of the change of antenna gain, Effective Isotropic Radiated Power also re evaluated. Other test items refer to the Module report (Report No.: 200722022RFM-1 for WCDMA and 200722022RFM-2 for LTE, FCC ID: QIPPLS83-X; Grant date: 08/30/2023).

1. Test Laboratory

1.1. Notes of the test report

This report shall not be reproduced in full or partial, without the written approval of **Eurofins TA Technology (Shanghai) Co., Ltd.** The results documented in this report apply only to the tested sample, under the conditions and modes of operation as described herein. Measurement Uncertainties were not taken into account and are published for informational purposes only. This report is written to support regulatory compliance of the applicable standards stated above.

1.2. Test facility

FCC (Designation number: CN1179, Test Firm Registration Number: 446626)

Eurofins TA Technology (Shanghai) Co., Ltd. has been listed on the US Federal Communications Commission list of test facilities recognized to perform measurements.

A2LA (Certificate Number: 3857.01)

Eurofins TA Technology (Shanghai) Co., Ltd. has been listed by American Association for Laboratory Accreditation to perform measurement.

1.3. Testing Location

Company: Eurofins TA Technology (Shanghai) Co., Ltd.
Address: Building 3, No.145, Jintang Rd, Pudong Shanghai, P.R.China
City: Shanghai
Post code: 201201
Country: P. R. China
Contact: Xu Kai
Telephone: +86-021-50791141/2/3
Fax: +86-021-50791141/2/3-8000
Website: <https://www.eurofins.com/electrical-and-electronics>
E-mail: Kain.Xu@cpt.eurofinscn.com

2. General Description of Equipment under Test

2.1. Applicant and Manufacturer Information

Applicant	Roadeazy
Applicant address	1386 Enderby Way, Sunnyvale, CA USA
Manufacturer	Asiatelco Technologies Co.
Manufacturer address	#68 HuaTuo Road, Building-8, Zhangjiang Hi-Tech Park, Pudong, Shanghai 201204, China

2.2. General information

EUT Description			
Model	RZ1		
IMEI	869254069966498		
Hardware Version	P2		
Software Version	V2		
Power Supply	External power supply		
Antenna Type	Internal Antenna		
Antenna Gain	3.4 dBi		
Test Mode(s)	WCDMA Band II; LTE Band 2/25;		
Test Modulation	(WCDMA) BPSK, QPSK; (LTE) QPSK, 16QAM;		
HSDPA UE Category	6		
HSUPA UE Category	6		
LTE Category	4		
Maximum E.I.R.P	WCDMA Band II:	26.73 dBm	
	LTE Band 2:	26.68 dBm	
	LTE Band 25:	26.53 dBm	
Rated Power Supply Voltage	24V		
Operating Voltage	Minimum: 9V Maximum: 32V		
Operating Temperature	Lowest: -40°C Highest: +85°C		
Operating Frequency Range(s)	Band	Tx (MHz)	Rx (MHz)
	WCDMA Band II	1850 ~ 1910	1930 ~ 1990
	LTE Band 2	1850 ~ 1910	1930 ~ 1990
	LTE Band 25	1850 ~ 1915	1930 ~ 1995
Note: The EUT is sent from the applicant to Eurofins TA and the information of the EUT is declared by the applicant.			

3. Applied Standards

According to the specifications of the manufacturer, it must comply with the requirements of the following standards:

Test standards:

FCC CFR 47 Part 24E (2023)

FCC CFR47 Part 2 (2023)

Reference standard:

ANSI C63.26-2015

KDB 971168 D01 Power Meas License Digital Systems v03r01

4. Test Configuration

Radiated measurements are performed by rotating the EUT in three different orthogonal test planes. EUT stand-up position (Z axis), lie-down position (X, Y axis). Receiver antenna polarization (horizontal and vertical), the worst emission was found in position (X axis, horizontal polarization) and the worst case was recorded.

All mode and data rates and positions and RB size and modulations were investigated. Subsequently, only the worst case emissions are reported.

The following testing in WCDMA/LTE is set based on the maximum RF Output Power.

Test modes are chosen to be reported as the worst case configuration below:

Test items	Modes/Modulation
	WCDMA Band II
RF Power Output and Effective Isotropic Radiated Power	RMC/ AMR HSDPA/HSUPA DC-HSDPA
Radiated Spurious Emission	RMC

Test modes are chosen to be reported as the worst case configuration below for LTE Band 2/25:

Test items	Bandwidth (MHz)						Modulation		RB			Test Channel		
	1.4	3	5	10	15	20	QPSK	16QAM	1	50%	100%	L	M	H
RF Power Output and Effective Isotropic Radiated Power	O	O	O	O	O	O	O	O	O	O	O	O	O	O
Radiated Spurious Emission	O	-	O	-	-	O	O	-	O	-	-	-	O	-
Note	1. The mark "O" means that this configuration is chosen for testing. 2. The mark "-" means that this configuration is not testing.													

5. Test Case

5.1.RF Power Output and Effective Isotropic Radiated Power

Ambient condition

Temperature	Relative humidity	Pressure
15°C ~ 35°C	20% ~ 80%	86 kPa ~ 106 kPa

Methods of Measurement


During the process of the testing, The EUT was connected to the Base Station Simulator with a known loss. The EUT is controlled by the Base Station Simulator test set to ensure max power transmission with proper modulation.

ERP can then be calculated as follows:

$$\text{EIRP (dBm)} = \text{Output Power (dBm)} + \text{Antenna Gain (dBi)}$$

$$\text{EIRP (dBm)} = \text{ERP (dBm)} + 2.15 \text{ (dB.)}$$

Test Setup



Limits

No specific RF power output requirements in part 2.1046.

Rule Part 24.232(c) Mobile and portable stations are limited to 2 watts EIRP.

Rule Part 24.232(e) Peak transmit power must be measured over any interval of continuous transmission using instrumentation calibrated in terms of an rms-equivalent voltage.

Limit	$\leq 2 \text{ W}$ (33 dBm)
-------	-----------------------------

Measurement Uncertainty

The assessed measurement uncertainty to ensure 95% confidence level for the normal distribution is with the coverage factor $k = 2$, $U = 0.4 \text{ dB}$ for RF power output, $k = 2$, $U = 1.19 \text{ dB}$ for EIRP.

Test Results

Refer to the section 6.1 of this report for test data.

5.2. Radiated Spurious Emission

Ambient condition

Temperature	Relative humidity	Pressure
15°C ~ 35°C	20% ~ 80%	86 kPa ~ 106 kPa

Method of Measurement

1. The testing follows FCC KDB 971168 v03r01 Section 5.8 and ANSI C63.26-2015.
2. Below 1GHz: The EUT is placed on a turntable 0.8 meters above the ground in the chamber, 3 meter away from the antenna. The maximal emission value is acquired by adjusting the antenna height, polarisation and turntable azimuth. Normally, the height range of antenna is 1 m to 4 m, the azimuth range of turntable is 0° to 360°, and the receive antenna has two polarizations Vertical (V) and Horizontal (H). Above 1GHz: (Note: the FCC's permission to use 1.5m as an alternative per TCBC Conf call of Dec. 2, 2014.) The EUT is placed on a turntable 1.5 meters above the ground in the chamber, 3 meter away from the antenna. The maximal emission value is acquired by adjusting the antenna height, polarisation and turntable azimuth. Normally, the height range of antenna is 1 m to 4 m, the azimuth range of turntable is 0° to 360°, and the receive antenna has two polarizations Vertical (V) and Horizontal (H).
3. A loop antenna, A log-periodic antenna or horn antenna shall be substituted in place of the EUT. The log-periodic antenna will be driven by a signal generator and the level will be adjusted till the same power value on the spectrum analyzer or receiver. The level of the spurious emissions can be calculated through the level of the signal generator, cable loss, the gain of the substitution antenna and the reading of the spectrum analyzer or receiver.
4. The EUT is then put into continuously transmitting mode at its maximum power level during the test. Set Test Receiver or Spectrum RBW=1MHz, VBW=3MHz, and the maximum value of the receiver should be recorded as (Pr).
5. The EUT shall be replaced by a substitution antenna. In the chamber, an substitution antenna for the frequency band of interest is placed at the reference point of the chamber. An RF Signal source for the frequency band of interest is connected to the substitution antenna with a cable that has been constructed to not interfere with the radiation pattern of the antenna. A power (PMea) is applied to the input of the substitution antenna, and adjust the level of the signal generator output until the value of the receiver reach the previously recorded (Pr). The power of signal source (PMea) is recorded. The test should be performed by rotating the test item and adjusting the receiving antenna polarization.
6. A amplifier should be connected to the Signal Source output port. And the cable should be connect between the Amplifier and the Substitution Antenna. The cable loss (Pcl) ,the Substitution Antenna Gain (Ga) and the Amplifier Gain (PAg) should be recorded after test.
7. The measurement results are obtained as described below:

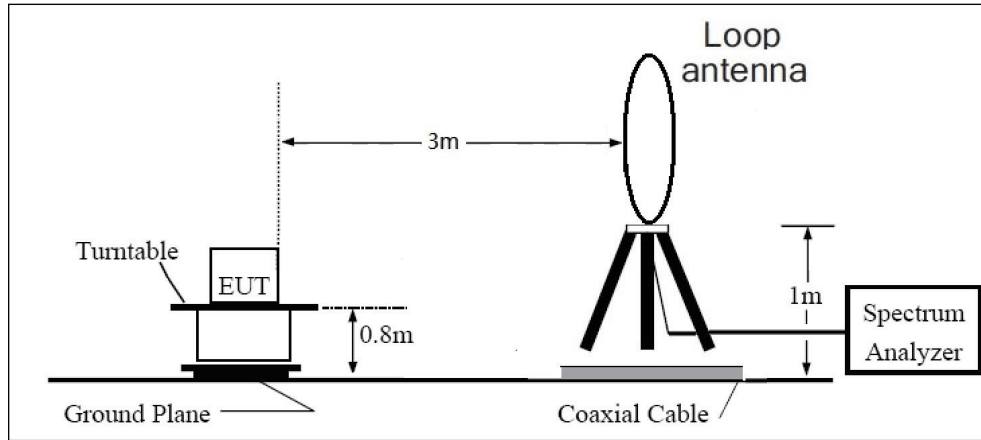
$$\text{Power(EIRP)} = \text{PMea} - \text{PAg} - \text{Pcl} + \text{Ga}$$
 The measurement results are amend as described below:

$$\text{Power(EIRP)} = \text{PMea} - \text{Pcl} + \text{Ga}$$
8. This value is EIRP since the measurement is calibrated using an antenna of known gain (2.15 dB) and known input power. ERP can be calculated from EIRP by subtracting the gain of the dipole, $\text{ERP} = \text{EIRP} - 2.15\text{dB}$.

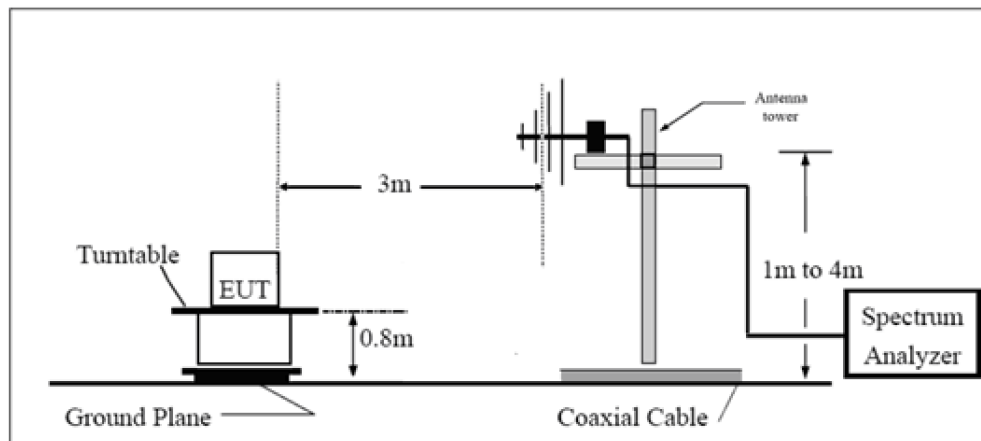
The modulation mode and RB allocation refer to section 5.1, using the maximum output power configuration.

Test setup

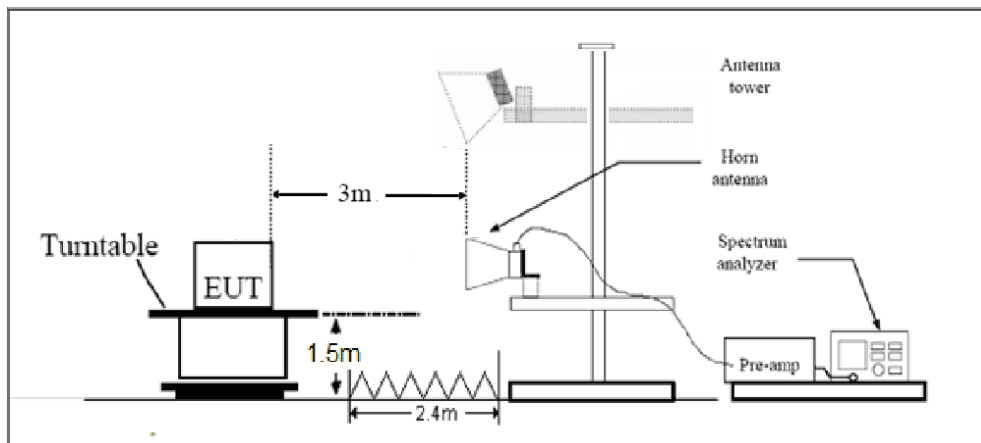
9KHz~ 30MHz



30MHz~ 1GHz



Above 1GHz



Note: Area side: 2.4mX3.6m

Limits

Rule Part 24.238(a) specifies that “on any frequency outside a licensee's frequency block, the power of any emission shall be attenuated below the transmitter power (P) by at least $43 + 10 \log_{10}(P)$ dB.”

Limit	-13 dBm
-------	---------

Measurement Uncertainty

The assessed measurement uncertainty to ensure 95% confidence level for the normal distribution is with the coverage factor $k = 1.96$, $U = 3.55$ dB.

Test Results

Refer to the section 6.2 of this report for test data.

6. Test Results

6.1. RF Power Output and Effective Isotropic Radiated Power

WCDMA Band II		Maximum Output Power (dBm)			EIRP (dBm)		
		Channel 9262	Channel 9400	Channel 9538	Channel 9262	Channel 9400	Channel 9538
		1852.4 (MHz)	1880 (MHz)	1907.6 (MHz)	1852.4 (MHz)	1880 (MHz)	1907.6 (MHz)
RMC		23.33	23.23	23.28	26.73	26.63	26.68
AMR		23.23	23.14	23.15	26.63	26.54	26.55
HSDPA	Sub - Test 1	22.75	22.65	22.70	26.15	26.05	26.10
	Sub - Test 2	22.74	22.64	22.69	26.14	26.04	26.09
	Sub - Test 3	22.23	22.13	22.18	25.63	25.53	25.58
	Sub - Test 4	22.22	22.12	22.17	25.62	25.52	25.57
HSUPA	Sub - Test 1	21.71	21.61	21.66	25.11	25.01	25.06
	Sub - Test 2	19.70	19.60	19.65	23.10	23.00	23.05
	Sub - Test 3	20.68	20.59	20.64	24.08	23.99	24.04
	Sub - Test 4	19.67	19.58	19.63	23.07	22.98	23.03
	Sub - Test 5	23.16	23.07	23.12	26.56	26.47	26.52
DC-HSDPA	Sub - Test 1	22.67	22.59	22.62	26.07	25.99	26.02
	Sub - Test 2	22.66	22.58	22.61	26.06	25.98	26.01
	Sub - Test 3	22.24	22.07	22.12	25.64	25.47	25.52
	Sub - Test 4	22.23	22.06	22.11	25.63	25.46	25.51

Band	Bandwidth (MHz)	UL Channel	RB Size	RB Position	Modulation	Power (dBm)	EIRP (dBm)
LTE Band2	1.4	18607	1	#0	QPSK	22.76	26.16
LTE Band2	1.4	18607	1	#Mid	QPSK	22.68	26.08
LTE Band2	1.4	18607	1	#Max	QPSK	22.65	26.05
LTE Band2	1.4	18607	3	#0	QPSK	22.62	26.02
LTE Band2	1.4	18607	3	#Mid	QPSK	22.61	26.01
LTE Band2	1.4	18607	3	#Max	QPSK	22.53	25.93
LTE Band2	1.4	18607	6	#0	QPSK	21.64	25.04
LTE Band2	1.4	18607	1	#0	16QAM	21.69	25.09
LTE Band2	1.4	18607	1	#Mid	16QAM	21.68	25.08
LTE Band2	1.4	18607	1	#Max	16QAM	21.62	25.02
LTE Band2	1.4	18607	3	#0	16QAM	21.73	25.13
LTE Band2	1.4	18607	3	#Mid	16QAM	21.73	25.13
LTE Band2	1.4	18607	3	#Max	16QAM	21.67	25.07
LTE Band2	1.4	18607	6	#0	16QAM	20.60	24.00
LTE Band2	1.4	18900	1	#0	QPSK	22.78	26.18
LTE Band2	1.4	18900	1	#Mid	QPSK	22.88	26.28
LTE Band2	1.4	18900	1	#Max	QPSK	22.74	26.14
LTE Band2	1.4	18900	3	#0	QPSK	22.53	25.93
LTE Band2	1.4	18900	3	#Mid	QPSK	22.54	25.94
LTE Band2	1.4	18900	3	#Max	QPSK	22.45	25.85
LTE Band2	1.4	18900	6	#0	QPSK	21.48	24.88
LTE Band2	1.4	18900	1	#0	16QAM	21.83	25.23
LTE Band2	1.4	18900	1	#Mid	16QAM	21.85	25.25
LTE Band2	1.4	18900	1	#Max	16QAM	21.72	25.12
LTE Band2	1.4	18900	3	#0	16QAM	21.52	24.92
LTE Band2	1.4	18900	3	#Mid	16QAM	21.52	24.92
LTE Band2	1.4	18900	3	#Max	16QAM	21.47	24.87
LTE Band2	1.4	18900	6	#0	16QAM	20.36	23.76
LTE Band2	1.4	19193	1	#0	QPSK	22.53	25.93
LTE Band2	1.4	19193	1	#Mid	QPSK	22.85	26.25
LTE Band2	1.4	19193	1	#Max	QPSK	22.70	26.10
LTE Band2	1.4	19193	3	#0	QPSK	22.87	26.27
LTE Band2	1.4	19193	3	#Mid	QPSK	22.87	26.27
LTE Band2	1.4	19193	3	#Max	QPSK	22.89	26.29
LTE Band2	1.4	19193	6	#0	QPSK	21.82	25.22
LTE Band2	1.4	19193	1	#0	16QAM	22.22	25.62
LTE Band2	1.4	19193	1	#Mid	16QAM	22.36	25.76
LTE Band2	1.4	19193	1	#Max	16QAM	22.35	25.75
LTE Band2	1.4	19193	3	#0	16QAM	21.89	25.29
LTE Band2	1.4	19193	3	#Mid	16QAM	21.90	25.30

LTE Band2	1.4	19193	3	#Max	16QAM	21.85	25.25
LTE Band2	1.4	19193	6	#0	16QAM	20.81	24.21
LTE Band2	3	18615	1	#0	QPSK	22.70	26.10
LTE Band2	3	18615	1	#Mid	QPSK	22.68	26.08
LTE Band2	3	18615	1	#Max	QPSK	22.64	26.04
LTE Band2	3	18615	8	#0	QPSK	21.74	25.14
LTE Band2	3	18615	8	#Mid	QPSK	21.74	25.14
LTE Band2	3	18615	8	#Max	QPSK	21.66	25.06
LTE Band2	3	18615	15	#0	QPSK	21.72	25.12
LTE Band2	3	18615	1	#0	16QAM	21.78	25.18
LTE Band2	3	18615	1	#Mid	16QAM	21.75	25.15
LTE Band2	3	18615	1	#Max	16QAM	21.72	25.12
LTE Band2	3	18615	8	#0	16QAM	20.69	24.09
LTE Band2	3	18615	8	#Mid	16QAM	20.79	24.19
LTE Band2	3	18615	8	#Max	16QAM	20.72	24.12
LTE Band2	3	18615	15	#0	16QAM	20.74	24.14
LTE Band2	3	18900	1	#0	QPSK	22.53	25.93
LTE Band2	3	18900	1	#Mid	QPSK	22.43	25.83
LTE Band2	3	18900	1	#Max	QPSK	22.41	25.81
LTE Band2	3	18900	8	#0	QPSK	21.50	24.90
LTE Band2	3	18900	8	#Mid	QPSK	21.51	24.91
LTE Band2	3	18900	8	#Max	QPSK	21.34	24.74
LTE Band2	3	18900	15	#0	QPSK	21.42	24.82
LTE Band2	3	18900	1	#0	16QAM	21.76	25.16
LTE Band2	3	18900	1	#Mid	16QAM	21.77	25.17
LTE Band2	3	18900	1	#Max	16QAM	21.63	25.03
LTE Band2	3	18900	8	#0	16QAM	20.75	24.15
LTE Band2	3	18900	8	#Mid	16QAM	20.76	24.16
LTE Band2	3	18900	8	#Max	16QAM	20.70	24.10
LTE Band2	3	18900	15	#0	16QAM	20.70	24.10
LTE Band2	3	19185	1	#0	QPSK	22.82	26.22
LTE Band2	3	19185	1	#Mid	QPSK	22.74	26.14
LTE Band2	3	19185	1	#Max	QPSK	22.71	26.11
LTE Band2	3	19185	8	#0	QPSK	21.85	25.25
LTE Band2	3	19185	8	#Mid	QPSK	21.85	25.25
LTE Band2	3	19185	8	#Max	QPSK	21.69	25.09
LTE Band2	3	19185	15	#0	QPSK	21.77	25.17
LTE Band2	3	19185	1	#0	16QAM	21.67	25.07
LTE Band2	3	19185	1	#Mid	16QAM	21.66	25.06
LTE Band2	3	19185	1	#Max	16QAM	21.49	24.89
LTE Band2	3	19185	8	#0	16QAM	20.78	24.18
LTE Band2	3	19185	8	#Mid	16QAM	20.79	24.19
LTE Band2	3	19185	8	#Max	16QAM	20.62	24.02

LTE Band2	3	19185	15	#0	16QAM	20.80	24.20
LTE Band2	5	18625	1	#0	QPSK	22.65	26.05
LTE Band2	5	18625	1	#Mid	QPSK	22.60	26.00
LTE Band2	5	18625	1	#Max	QPSK	22.37	25.77
LTE Band2	5	18625	12	#0	QPSK	21.76	25.16
LTE Band2	5	18625	12	#Mid	QPSK	21.76	25.16
LTE Band2	5	18625	12	#Max	QPSK	21.54	24.94
LTE Band2	5	18625	25	#0	QPSK	21.69	25.09
LTE Band2	5	18625	1	#0	16QAM	22.22	25.62
LTE Band2	5	18625	1	#Mid	16QAM	21.76	25.16
LTE Band2	5	18625	1	#Max	16QAM	21.62	25.02
LTE Band2	5	18625	12	#0	16QAM	20.75	24.15
LTE Band2	5	18625	12	#Mid	16QAM	20.76	24.16
LTE Band2	5	18625	12	#Max	16QAM	20.62	24.02
LTE Band2	5	18625	25	#0	16QAM	20.92	24.32
LTE Band2	5	18900	1	#0	QPSK	22.51	25.91
LTE Band2	5	18900	1	#Mid	QPSK	22.65	26.05
LTE Band2	5	18900	1	#Max	QPSK	22.62	26.02
LTE Band2	5	18900	12	#0	QPSK	21.52	24.92
LTE Band2	5	18900	12	#Mid	QPSK	21.53	24.93
LTE Band2	5	18900	12	#Max	QPSK	21.44	24.84
LTE Band2	5	18900	25	#0	QPSK	21.46	24.86
LTE Band2	5	18900	1	#0	16QAM	21.76	25.16
LTE Band2	5	18900	1	#Mid	16QAM	21.93	25.33
LTE Band2	5	18900	1	#Max	16QAM	21.88	25.28
LTE Band2	5	18900	12	#0	16QAM	20.38	23.78
LTE Band2	5	18900	12	#Mid	16QAM	20.39	23.79
LTE Band2	5	18900	12	#Max	16QAM	20.30	23.70
LTE Band2	5	18900	25	#0	16QAM	20.56	23.96
LTE Band2	5	19175	1	#0	QPSK	22.56	25.96
LTE Band2	5	19175	1	#Mid	QPSK	22.74	26.14
LTE Band2	5	19175	1	#Max	QPSK	22.54	25.94
LTE Band2	5	19175	12	#0	QPSK	21.84	25.24
LTE Band2	5	19175	12	#Mid	QPSK	21.85	25.25
LTE Band2	5	19175	12	#Max	QPSK	21.65	25.05
LTE Band2	5	19175	25	#0	QPSK	21.80	25.20
LTE Band2	5	19175	1	#0	16QAM	22.06	25.46
LTE Band2	5	19175	1	#Mid	16QAM	22.06	25.46
LTE Band2	5	19175	1	#Max	16QAM	22.01	25.41
LTE Band2	5	19175	12	#0	16QAM	20.89	24.29
LTE Band2	5	19175	12	#Mid	16QAM	20.89	24.29
LTE Band2	5	19175	12	#Max	16QAM	20.79	24.19
LTE Band2	5	19175	25	#0	16QAM	20.94	24.34

LTE Band2	10	18650	1	#0	QPSK	22.62	26.02
LTE Band2	10	18650	1	#Mid	QPSK	22.77	26.17
LTE Band2	10	18650	1	#Max	QPSK	22.42	25.82
LTE Band2	10	18650	25	#0	QPSK	21.84	25.24
LTE Band2	10	18650	25	#Mid	QPSK	21.85	25.25
LTE Band2	10	18650	25	#Max	QPSK	21.50	24.90
LTE Band2	10	18650	50	#0	QPSK	21.64	25.04
LTE Band2	10	18650	1	#0	16QAM	21.78	25.18
LTE Band2	10	18650	1	#Mid	16QAM	21.72	25.12
LTE Band2	10	18650	1	#Max	16QAM	21.64	25.04
LTE Band2	10	18650	25	#0	16QAM	20.78	24.18
LTE Band2	10	18650	25	#Mid	16QAM	20.79	24.19
LTE Band2	10	18650	25	#Max	16QAM	20.56	23.96
LTE Band2	10	18650	50	#0	16QAM	20.66	24.06
LTE Band2	10	18900	1	#0	QPSK	22.43	25.83
LTE Band2	10	18900	1	#Mid	QPSK	22.76	26.16
LTE Band2	10	18900	1	#Max	QPSK	22.25	25.65
LTE Band2	10	18900	25	#0	QPSK	21.51	24.91
LTE Band2	10	18900	25	#Mid	QPSK	21.51	24.91
LTE Band2	10	18900	25	#Max	QPSK	21.45	24.85
LTE Band2	10	18900	50	#0	QPSK	21.48	24.88
LTE Band2	10	18900	1	#0	16QAM	21.72	25.12
LTE Band2	10	18900	1	#Mid	16QAM	22.50	25.90
LTE Band2	10	18900	1	#Max	16QAM	21.84	25.24
LTE Band2	10	18900	25	#0	16QAM	20.53	23.93
LTE Band2	10	18900	25	#Mid	16QAM	20.54	23.94
LTE Band2	10	18900	25	#Max	16QAM	20.48	23.88
LTE Band2	10	18900	50	#0	16QAM	20.47	23.87
LTE Band2	10	19150	1	#0	QPSK	22.61	26.01
LTE Band2	10	19150	1	#Mid	QPSK	23.28	26.68
LTE Band2	10	19150	1	#Max	QPSK	22.73	26.13
LTE Band2	10	19150	25	#0	QPSK	21.76	25.16
LTE Band2	10	19150	25	#Mid	QPSK	21.74	25.14
LTE Band2	10	19150	25	#Max	QPSK	21.63	25.03
LTE Band2	10	19150	50	#0	QPSK	21.74	25.14
LTE Band2	10	19150	1	#0	16QAM	21.40	24.80
LTE Band2	10	19150	1	#Mid	16QAM	21.59	24.99
LTE Band2	10	19150	1	#Max	16QAM	21.40	24.80
LTE Band2	10	19150	25	#0	16QAM	20.75	24.15
LTE Band2	10	19150	25	#Mid	16QAM	20.75	24.15
LTE Band2	10	19150	25	#Max	16QAM	20.76	24.16
LTE Band2	10	19150	50	#0	16QAM	20.73	24.13
LTE Band2	15	18675	1	#0	QPSK	22.58	25.98

LTE Band2	15	18675	1	#Mid	QPSK	22.67	26.07
LTE Band2	15	18675	1	#Max	QPSK	22.33	25.73
LTE Band2	15	18675	36	#0	QPSK	21.58	24.98
LTE Band2	15	18675	36	#Mid	QPSK	21.59	24.99
LTE Band2	15	18675	36	#Max	QPSK	21.52	24.92
LTE Band2	15	18675	75	#0	QPSK	21.53	24.93
LTE Band2	15	18675	1	#0	16QAM	21.81	25.21
LTE Band2	15	18675	1	#Mid	16QAM	22.40	25.80
LTE Band2	15	18675	1	#Max	16QAM	21.60	25.00
LTE Band2	15	18675	36	#0	16QAM	20.63	24.03
LTE Band2	15	18675	36	#Mid	16QAM	20.64	24.04
LTE Band2	15	18675	36	#Max	16QAM	20.57	23.97
LTE Band2	15	18675	75	#0	16QAM	20.48	23.88
LTE Band2	15	18900	1	#0	QPSK	22.44	25.84
LTE Band2	15	18900	1	#Mid	QPSK	22.68	26.08
LTE Band2	15	18900	1	#Max	QPSK	22.13	25.53
LTE Band2	15	18900	36	#0	QPSK	21.46	24.86
LTE Band2	15	18900	36	#Mid	QPSK	21.47	24.87
LTE Band2	15	18900	36	#Max	QPSK	21.22	24.62
LTE Band2	15	18900	75	#0	QPSK	21.37	24.77
LTE Band2	15	18900	1	#0	16QAM	21.73	25.13
LTE Band2	15	18900	1	#Mid	16QAM	22.53	25.93
LTE Band2	15	18900	1	#Max	16QAM	21.77	25.17
LTE Band2	15	18900	36	#0	16QAM	20.51	23.91
LTE Band2	15	18900	36	#Mid	16QAM	20.52	23.92
LTE Band2	15	18900	36	#Max	16QAM	20.27	23.67
LTE Band2	15	18900	75	#0	16QAM	20.40	23.80
LTE Band2	15	19125	1	#0	QPSK	22.33	25.73
LTE Band2	15	19125	1	#Mid	QPSK	22.75	26.15
LTE Band2	15	19125	1	#Max	QPSK	22.58	25.98
LTE Band2	15	19125	36	#0	QPSK	21.53	24.93
LTE Band2	15	19125	36	#Mid	QPSK	21.53	24.93
LTE Band2	15	19125	36	#Max	QPSK	21.59	24.99
LTE Band2	15	19125	75	#0	QPSK	21.55	24.95
LTE Band2	15	19125	1	#0	16QAM	21.28	24.68
LTE Band2	15	19125	1	#Mid	16QAM	21.72	25.12
LTE Band2	15	19125	1	#Max	16QAM	20.53	23.93
LTE Band2	15	19125	36	#0	16QAM	20.43	23.83
LTE Band2	15	19125	36	#Mid	16QAM	20.44	23.84
LTE Band2	15	19125	36	#Max	16QAM	20.74	24.14
LTE Band2	15	19125	75	#0	16QAM	20.67	24.07
LTE Band2	20	18700	1	#0	QPSK	22.75	26.15
LTE Band2	20	18700	1	#Mid	QPSK	22.85	26.25

LTE Band2	20	18700	1	#Max	QPSK	22.28	25.68
LTE Band2	20	18700	50	#0	QPSK	21.65	25.05
LTE Band2	20	18700	50	#Mid	QPSK	21.65	25.05
LTE Band2	20	18700	50	#Max	QPSK	21.50	24.90
LTE Band2	20	18700	100	#0	QPSK	21.54	24.94
LTE Band2	20	18700	1	#0	16QAM	21.79	25.19
LTE Band2	20	18700	1	#Mid	16QAM	22.29	25.69
LTE Band2	20	18700	1	#Max	16QAM	21.57	24.97
LTE Band2	20	18700	50	#0	16QAM	20.84	24.24
LTE Band2	20	18700	50	#Mid	16QAM	20.85	24.25
LTE Band2	20	18700	50	#Max	16QAM	20.65	24.05
LTE Band2	20	18700	100	#0	16QAM	20.42	23.82
LTE Band2	20	18900	1	#0	QPSK	22.54	25.94
LTE Band2	20	18900	1	#Mid	QPSK	22.99	26.39
LTE Band2	20	18900	1	#Max	QPSK	22.56	25.96
LTE Band2	20	18900	50	#0	QPSK	21.54	24.94
LTE Band2	20	18900	50	#Mid	QPSK	21.45	24.85
LTE Band2	20	18900	50	#Max	QPSK	21.37	24.77
LTE Band2	20	18900	100	#0	QPSK	21.52	24.92
LTE Band2	20	18900	1	#0	16QAM	21.26	24.66
LTE Band2	20	18900	1	#Mid	16QAM	21.35	24.75
LTE Band2	20	18900	1	#Max	16QAM	20.56	23.96
LTE Band2	20	18900	50	#0	16QAM	20.47	23.87
LTE Band2	20	18900	50	#Mid	16QAM	20.44	23.84
LTE Band2	20	18900	50	#Max	16QAM	20.36	23.76
LTE Band2	20	18900	100	#0	16QAM	20.32	23.72
LTE Band2	20	19100	1	#0	QPSK	22.36	25.76
LTE Band2	20	19100	1	#Mid	QPSK	23.00	26.40
LTE Band2	20	19100	1	#Max	QPSK	22.58	25.98
LTE Band2	20	19100	50	#0	QPSK	21.47	24.87
LTE Band2	20	19100	50	#Mid	QPSK	21.58	24.98
LTE Band2	20	19100	50	#Max	QPSK	21.71	25.11
LTE Band2	20	19100	100	#0	QPSK	21.59	24.99
LTE Band2	20	19100	1	#0	16QAM	21.54	24.94
LTE Band2	20	19100	1	#Mid	16QAM	22.34	25.74
LTE Band2	20	19100	1	#Max	16QAM	21.68	25.08
LTE Band2	20	19100	50	#0	16QAM	20.48	23.88
LTE Band2	20	19100	50	#Mid	16QAM	20.49	23.89
LTE Band2	20	19100	50	#Max	16QAM	20.65	24.05
LTE Band2	20	19100	100	#0	16QAM	20.50	23.90

Band	Bandwidth (MHz)	UL Channel	RB Size	RB Position	Modulation	Power (dBm)	EIRP (dBm)
LTE Band25	1.4	26047	1	#0	QPSK	23.01	26.41
LTE Band25	1.4	26047	1	#Mid	QPSK	23.07	26.47
LTE Band25	1.4	26047	1	#Max	QPSK	23.06	26.46
LTE Band25	1.4	26047	3	#0	QPSK	22.93	26.33
LTE Band25	1.4	26047	3	#Mid	QPSK	22.93	26.33
LTE Band25	1.4	26047	3	#Max	QPSK	23.08	26.48
LTE Band25	1.4	26047	6	#0	QPSK	22.15	25.55
LTE Band25	1.4	26047	1	#0	16QAM	22.37	25.77
LTE Band25	1.4	26047	1	#Mid	16QAM	22.63	26.03
LTE Band25	1.4	26047	1	#Max	16QAM	22.42	25.82
LTE Band25	1.4	26047	3	#0	16QAM	22.27	25.67
LTE Band25	1.4	26047	3	#Mid	16QAM	22.27	25.67
LTE Band25	1.4	26047	3	#Max	16QAM	22.25	25.65
LTE Band25	1.4	26047	6	#0	16QAM	21.07	24.47
LTE Band25	1.4	26365	1	#0	QPSK	22.89	26.29
LTE Band25	1.4	26365	1	#Mid	QPSK	22.92	26.32
LTE Band25	1.4	26365	1	#Max	QPSK	22.88	26.28
LTE Band25	1.4	26365	3	#0	QPSK	22.87	26.27
LTE Band25	1.4	26365	3	#Mid	QPSK	22.87	26.27
LTE Band25	1.4	26365	3	#Max	QPSK	22.70	26.10
LTE Band25	1.4	26365	6	#0	QPSK	21.82	25.22
LTE Band25	1.4	26365	1	#0	16QAM	22.44	25.84
LTE Band25	1.4	26365	1	#Mid	16QAM	22.58	25.98
LTE Band25	1.4	26365	1	#Max	16QAM	22.48	25.88
LTE Band25	1.4	26365	3	#0	16QAM	22.16	25.56
LTE Band25	1.4	26365	3	#Mid	16QAM	22.16	25.56
LTE Band25	1.4	26365	3	#Max	16QAM	22.13	25.53
LTE Band25	1.4	26365	6	#0	16QAM	21.06	24.46
LTE Band25	1.4	26683	1	#0	QPSK	23.11	26.51
LTE Band25	1.4	26683	1	#Mid	QPSK	23.08	26.48
LTE Band25	1.4	26683	1	#Max	QPSK	23.07	26.47
LTE Band25	1.4	26683	3	#0	QPSK	23.09	26.49
LTE Band25	1.4	26683	3	#Mid	QPSK	23.09	26.49
LTE Band25	1.4	26683	3	#Max	QPSK	23.04	26.44
LTE Band25	1.4	26683	6	#0	QPSK	22.27	25.67
LTE Band25	1.4	26683	1	#0	16QAM	22.31	25.71
LTE Band25	1.4	26683	1	#Mid	16QAM	22.16	25.56
LTE Band25	1.4	26683	1	#Max	16QAM	22.04	25.44
LTE Band25	1.4	26683	3	#0	16QAM	22.10	25.50
LTE Band25	1.4	26683	3	#Mid	16QAM	22.14	25.54

LTE Band25	1.4	26683	3	#Max	16QAM	22.20	25.60
LTE Band25	1.4	26683	6	#0	16QAM	21.17	24.57
LTE Band25	3	26055	1	#0	QPSK	23.01	26.41
LTE Band25	3	26055	1	#Mid	QPSK	23.09	26.49
LTE Band25	3	26055	1	#Max	QPSK	23.06	26.46
LTE Band25	3	26055	8	#0	QPSK	22.27	25.67
LTE Band25	3	26055	8	#Mid	QPSK	22.27	25.67
LTE Band25	3	26055	8	#Max	QPSK	22.20	25.60
LTE Band25	3	26055	15	#0	QPSK	22.24	25.64
LTE Band25	3	26055	1	#0	16QAM	22.46	25.86
LTE Band25	3	26055	1	#Mid	16QAM	22.45	25.85
LTE Band25	3	26055	1	#Max	16QAM	22.43	25.83
LTE Band25	3	26055	8	#0	16QAM	21.27	24.67
LTE Band25	3	26055	8	#Mid	16QAM	21.28	24.68
LTE Band25	3	26055	8	#Max	16QAM	21.20	24.60
LTE Band25	3	26055	15	#0	16QAM	21.06	24.46
LTE Band25	3	26365	1	#0	QPSK	22.86	26.26
LTE Band25	3	26365	1	#Mid	QPSK	22.78	26.18
LTE Band25	3	26365	1	#Max	QPSK	22.61	26.01
LTE Band25	3	26365	8	#0	QPSK	21.83	25.23
LTE Band25	3	26365	8	#Mid	QPSK	21.84	25.24
LTE Band25	3	26365	8	#Max	QPSK	21.84	25.24
LTE Band25	3	26365	15	#0	QPSK	21.75	25.15
LTE Band25	3	26365	1	#0	16QAM	21.82	25.22
LTE Band25	3	26365	1	#Mid	16QAM	21.97	25.37
LTE Band25	3	26365	1	#Max	16QAM	22.26	25.66
LTE Band25	3	26365	8	#0	16QAM	21.10	24.50
LTE Band25	3	26365	8	#Mid	16QAM	21.09	24.49
LTE Band25	3	26365	8	#Max	16QAM	20.97	24.37
LTE Band25	3	26365	15	#0	16QAM	20.91	24.31
LTE Band25	3	26675	1	#0	QPSK	23.07	26.47
LTE Band25	3	26675	1	#Mid	QPSK	23.04	26.44
LTE Band25	3	26675	1	#Max	QPSK	23.09	26.49
LTE Band25	3	26675	8	#0	QPSK	22.46	25.86
LTE Band25	3	26675	8	#Mid	QPSK	22.47	25.87
LTE Band25	3	26675	8	#Max	QPSK	22.43	25.83
LTE Band25	3	26675	15	#0	QPSK	22.38	25.78
LTE Band25	3	26675	1	#0	16QAM	22.32	25.72
LTE Band25	3	26675	1	#Mid	16QAM	22.28	25.68
LTE Band25	3	26675	1	#Max	16QAM	22.04	25.44
LTE Band25	3	26675	8	#0	16QAM	21.24	24.64
LTE Band25	3	26675	8	#Mid	16QAM	21.24	24.64
LTE Band25	3	26675	8	#Max	16QAM	21.11	24.51

LTE Band25	3	26675	15	#0	16QAM	21.32	24.72
LTE Band25	5	26065	1	#0	QPSK	23.04	26.44
LTE Band25	5	26065	1	#Mid	QPSK	23.00	26.40
LTE Band25	5	26065	1	#Max	QPSK	22.90	26.30
LTE Band25	5	26065	12	#0	QPSK	22.25	25.65
LTE Band25	5	26065	12	#Mid	QPSK	22.25	25.65
LTE Band25	5	26065	12	#Max	QPSK	22.13	25.53
LTE Band25	5	26065	25	#0	QPSK	22.19	25.59
LTE Band25	5	26065	1	#0	16QAM	22.16	25.56
LTE Band25	5	26065	1	#Mid	16QAM	22.15	25.55
LTE Band25	5	26065	1	#Max	16QAM	22.04	25.44
LTE Band25	5	26065	12	#0	16QAM	21.09	24.49
LTE Band25	5	26065	12	#Mid	16QAM	21.10	24.50
LTE Band25	5	26065	12	#Max	16QAM	20.98	24.38
LTE Band25	5	26065	25	#0	16QAM	21.17	24.57
LTE Band25	5	26365	1	#0	QPSK	22.81	26.21
LTE Band25	5	26365	1	#Mid	QPSK	22.84	26.24
LTE Band25	5	26365	1	#Max	QPSK	22.61	26.01
LTE Band25	5	26365	12	#0	QPSK	21.91	25.31
LTE Band25	5	26365	12	#Mid	QPSK	21.91	25.31
LTE Band25	5	26365	12	#Max	QPSK	21.79	25.19
LTE Band25	5	26365	25	#0	QPSK	21.76	25.16
LTE Band25	5	26365	1	#0	16QAM	21.98	25.38
LTE Band25	5	26365	1	#Mid	16QAM	22.02	25.42
LTE Band25	5	26365	1	#Max	16QAM	21.90	25.30
LTE Band25	5	26365	12	#0	16QAM	20.65	24.05
LTE Band25	5	26365	12	#Mid	16QAM	20.66	24.06
LTE Band25	5	26365	12	#Max	16QAM	20.60	24.00
LTE Band25	5	26365	25	#0	16QAM	20.86	24.26
LTE Band25	5	26665	1	#0	QPSK	22.97	26.37
LTE Band25	5	26665	1	#Mid	QPSK	23.04	26.44
LTE Band25	5	26665	1	#Max	QPSK	22.93	26.33
LTE Band25	5	26665	12	#0	QPSK	22.31	25.71
LTE Band25	5	26665	12	#Mid	QPSK	22.32	25.72
LTE Band25	5	26665	12	#Max	QPSK	22.31	25.71
LTE Band25	5	26665	25	#0	QPSK	22.34	25.74
LTE Band25	5	26665	1	#0	16QAM	22.57	25.97
LTE Band25	5	26665	1	#Mid	16QAM	22.72	26.12
LTE Band25	5	26665	1	#Max	16QAM	22.22	25.62
LTE Band25	5	26665	12	#0	16QAM	21.12	24.52
LTE Band25	5	26665	12	#Mid	16QAM	21.23	24.63
LTE Band25	5	26665	12	#Max	16QAM	21.19	24.59
LTE Band25	5	26665	25	#0	16QAM	21.13	24.53

LTE Band25	10	26090	1	#0	QPSK	23.05	26.45
LTE Band25	10	26090	1	#Mid	QPSK	22.97	26.37
LTE Band25	10	26090	1	#Max	QPSK	23.09	26.49
LTE Band25	10	26090	25	#0	QPSK	22.32	25.72
LTE Band25	10	26090	25	#Mid	QPSK	22.33	25.73
LTE Band25	10	26090	25	#Max	QPSK	22.21	25.61
LTE Band25	10	26090	50	#0	QPSK	22.13	25.53
LTE Band25	10	26090	1	#0	16QAM	22.48	25.88
LTE Band25	10	26090	1	#Mid	16QAM	22.54	25.94
LTE Band25	10	26090	1	#Max	16QAM	22.14	25.54
LTE Band25	10	26090	25	#0	16QAM	21.34	24.74
LTE Band25	10	26090	25	#Mid	16QAM	21.35	24.75
LTE Band25	10	26090	25	#Max	16QAM	21.24	24.64
LTE Band25	10	26090	50	#0	16QAM	21.08	24.48
LTE Band25	10	26365	1	#0	QPSK	22.92	26.32
LTE Band25	10	26365	1	#Mid	QPSK	22.79	26.19
LTE Band25	10	26365	1	#Max	QPSK	22.65	26.05
LTE Band25	10	26365	25	#0	QPSK	21.82	25.22
LTE Band25	10	26365	25	#Mid	QPSK	21.83	25.23
LTE Band25	10	26365	25	#Max	QPSK	21.73	25.13
LTE Band25	10	26365	50	#0	QPSK	21.89	25.29
LTE Band25	10	26365	1	#0	16QAM	22.51	25.91
LTE Band25	10	26365	1	#Mid	16QAM	22.34	25.74
LTE Band25	10	26365	1	#Max	16QAM	22.53	25.93
LTE Band25	10	26365	25	#0	16QAM	21.02	24.42
LTE Band25	10	26365	25	#Mid	16QAM	21.02	24.42
LTE Band25	10	26365	25	#Max	16QAM	20.72	24.12
LTE Band25	10	26365	50	#0	16QAM	20.85	24.25
LTE Band25	10	26640	1	#0	QPSK	22.95	26.35
LTE Band25	10	26640	1	#Mid	QPSK	23.11	26.51
LTE Band25	10	26640	1	#Max	QPSK	22.97	26.37
LTE Band25	10	26640	25	#0	QPSK	22.37	25.77
LTE Band25	10	26640	25	#Mid	QPSK	22.38	25.78
LTE Band25	10	26640	25	#Max	QPSK	22.30	25.70
LTE Band25	10	26640	50	#0	QPSK	22.35	25.75
LTE Band25	10	26640	1	#0	16QAM	21.93	25.33
LTE Band25	10	26640	1	#Mid	16QAM	22.12	25.52
LTE Band25	10	26640	1	#Max	16QAM	21.96	25.36
LTE Band25	10	26640	25	#0	16QAM	21.46	24.86
LTE Band25	10	26640	25	#Mid	16QAM	21.47	24.87
LTE Band25	10	26640	25	#Max	16QAM	21.28	24.68
LTE Band25	10	26640	50	#0	16QAM	21.31	24.71
LTE Band25	15	26115	1	#0	QPSK	22.96	26.36

LTE Band25	15	26115	1	#Mid	QPSK	22.92	26.32
LTE Band25	15	26115	1	#Max	QPSK	22.86	26.26
LTE Band25	15	26115	36	#0	QPSK	22.13	25.53
LTE Band25	15	26115	36	#Mid	QPSK	22.13	25.53
LTE Band25	15	26115	36	#Max	QPSK	22.19	25.59
LTE Band25	15	26115	75	#0	QPSK	22.09	25.49
LTE Band25	15	26115	1	#0	16QAM	22.49	25.89
LTE Band25	15	26115	1	#Mid	16QAM	22.19	25.59
LTE Band25	15	26115	1	#Max	16QAM	22.12	25.52
LTE Band25	15	26115	36	#0	16QAM	21.10	24.50
LTE Band25	15	26115	36	#Mid	16QAM	21.11	24.51
LTE Band25	15	26115	36	#Max	16QAM	21.05	24.45
LTE Band25	15	26115	75	#0	16QAM	21.06	24.46
LTE Band25	15	26365	1	#0	QPSK	22.98	26.38
LTE Band25	15	26365	1	#Mid	QPSK	23.00	26.40
LTE Band25	15	26365	1	#Max	QPSK	22.83	26.23
LTE Band25	15	26365	36	#0	QPSK	21.88	25.28
LTE Band25	15	26365	36	#Mid	QPSK	21.89	25.29
LTE Band25	15	26365	36	#Max	QPSK	21.81	25.21
LTE Band25	15	26365	75	#0	QPSK	21.85	25.25
LTE Band25	15	26365	1	#0	16QAM	22.21	25.61
LTE Band25	15	26365	1	#Mid	16QAM	22.28	25.68
LTE Band25	15	26365	1	#Max	16QAM	22.68	26.08
LTE Band25	15	26365	36	#0	16QAM	20.87	24.27
LTE Band25	15	26365	36	#Mid	16QAM	20.88	24.28
LTE Band25	15	26365	36	#Max	16QAM	20.56	23.96
LTE Band25	15	26365	75	#0	16QAM	20.85	24.25
LTE Band25	15	26615	1	#0	QPSK	22.99	26.39
LTE Band25	15	26615	1	#Mid	QPSK	23.00	26.40
LTE Band25	15	26615	1	#Max	QPSK	23.07	26.47
LTE Band25	15	26615	36	#0	QPSK	22.27	25.67
LTE Band25	15	26615	36	#Mid	QPSK	22.28	25.68
LTE Band25	15	26615	36	#Max	QPSK	22.27	25.67
LTE Band25	15	26615	75	#0	QPSK	22.40	25.80
LTE Band25	15	26615	1	#0	16QAM	22.04	25.44
LTE Band25	15	26615	1	#Mid	16QAM	21.96	25.36
LTE Band25	15	26615	1	#Max	16QAM	21.11	24.51
LTE Band25	15	26615	36	#0	16QAM	21.31	24.71
LTE Band25	15	26615	36	#Mid	16QAM	21.32	24.72
LTE Band25	15	26615	36	#Max	16QAM	21.09	24.49
LTE Band25	15	26615	75	#0	16QAM	21.18	24.58
LTE Band25	20	26140	1	#0	QPSK	22.87	26.27
LTE Band25	20	26140	1	#Mid	QPSK	23.07	26.47

LTE Band25	20	26140	1	#Max	QPSK	22.76	26.16
LTE Band25	20	26140	50	#0	QPSK	22.14	25.54
LTE Band25	20	26140	50	#Mid	QPSK	22.14	25.54
LTE Band25	20	26140	50	#Max	QPSK	22.03	25.43
LTE Band25	20	26140	100	#0	QPSK	22.12	25.52
LTE Band25	20	26140	1	#0	16QAM	22.56	25.96
LTE Band25	20	26140	1	#Mid	16QAM	22.84	26.24
LTE Band25	20	26140	1	#Max	16QAM	22.24	25.64
LTE Band25	20	26140	50	#0	16QAM	21.10	24.50
LTE Band25	20	26140	50	#Mid	16QAM	21.11	24.51
LTE Band25	20	26140	50	#Max	16QAM	21.00	24.40
LTE Band25	20	26140	100	#0	16QAM	21.07	24.47
LTE Band25	20	26365	1	#0	QPSK	22.97	26.37
LTE Band25	20	26365	1	#Mid	QPSK	22.98	26.38
LTE Band25	20	26365	1	#Max	QPSK	22.87	26.27
LTE Band25	20	26365	50	#0	QPSK	21.84	25.24
LTE Band25	20	26365	50	#Mid	QPSK	21.85	25.25
LTE Band25	20	26365	50	#Max	QPSK	21.78	25.18
LTE Band25	20	26365	100	#0	QPSK	21.86	25.26
LTE Band25	20	26365	1	#0	16QAM	21.63	25.03
LTE Band25	20	26365	1	#Mid	16QAM	21.58	24.98
LTE Band25	20	26365	1	#Max	16QAM	21.05	24.45
LTE Band25	20	26365	50	#0	16QAM	20.90	24.30
LTE Band25	20	26365	50	#Mid	16QAM	20.90	24.30
LTE Band25	20	26365	50	#Max	16QAM	20.79	24.19
LTE Band25	20	26365	100	#0	16QAM	20.86	24.26
LTE Band25	20	26590	1	#0	QPSK	23.00	26.40
LTE Band25	20	26590	1	#Mid	QPSK	23.13	26.53
LTE Band25	20	26590	1	#Max	QPSK	23.10	26.50
LTE Band25	20	26590	50	#0	QPSK	22.23	25.63
LTE Band25	20	26590	50	#Mid	QPSK	22.24	25.64
LTE Band25	20	26590	50	#Max	QPSK	22.23	25.63
LTE Band25	20	26590	100	#0	QPSK	22.22	25.62
LTE Band25	20	26590	1	#0	16QAM	22.12	25.52
LTE Band25	20	26590	1	#Mid	16QAM	22.97	26.37
LTE Band25	20	26590	1	#Max	16QAM	22.25	25.65
LTE Band25	20	26590	50	#0	16QAM	21.22	24.62
LTE Band25	20	26590	50	#Mid	16QAM	21.23	24.63
LTE Band25	20	26590	50	#Max	16QAM	21.07	24.47
LTE Band25	20	26590	100	#0	16QAM	21.16	24.56

6.2. Radiated Spurious Emission

Sweep the whole frequency band through the range from 9kHz to the 10th harmonic of the carrier, the emissions below the noise floor will not be recorded in the report.

WCDMA Band II CH-Middle

Harmonic	Frequency (MHz)	SG (dBm)	Cable Loss (dB)	Gain (dBi)	Antenna Polarization	Result Level (dBm)	Limit (dBm)	Margin (dB)	Azimuth (deg)
2	3757.80	-57.31	2.60	12.50	Horizontal	-47.41	-13.00	34.41	18
3	5636.70	-51.55	3.30	12.50	Horizontal	-42.35	-13.00	29.35	45
4	7519.60	-57.55	4.20	12.20	Horizontal	-49.55	-13.00	36.55	314
5	9400.00	-56.35	4.30	11.10	Horizontal	-49.55	-13.00	36.55	90
6	11280.00	-50.77	5.90	11.90	Horizontal	-44.77	-13.00	31.77	158
7	13160.00	-51.02	5.70	14.00	Horizontal	-42.72	-13.00	29.72	247
8	15049.20	-51.84	5.80	13.10	Horizontal	-44.54	-13.00	31.54	66
9	16911.60	-51.61	6.10	14.60	Horizontal	-43.11	-13.00	30.11	302
10	18800.00	/	/	/	/	/	/	/	/

Note: 1. The other Spurious RF Radiated emissions level is no more than noise floor.

2. The worst emission was found in the antenna is Horizontal position.

LTE Band 2 1.4MHz CH-Middle

Harmonic	Frequency (MHz)	SG (dBm)	Cable Loss (dB)	Gain (dBi)	Antenna Polarization	Result Level (dBm)	Limit (dBm)	Margin (dB)	Azimuth (deg)
2	3755.63	-54.59	2.60	12.50	Horizontal	-44.69	-13.00	31.69	60
3	5633.63	-47.43	3.30	12.50	Horizontal	-38.23	-13.00	25.23	20
4	7510.00	-54.13	4.20	12.20	Horizontal	-46.13	-13.00	33.13	56
5	9387.50	-53.19	4.30	11.10	Horizontal	-46.39	-13.00	33.39	12
6	11265.00	-48.77	5.90	11.90	Horizontal	-42.77	-13.00	29.77	60
7	13142.00	-51.57	5.70	14.00	Horizontal	-43.27	-13.00	30.27	85
8	15020.00	-50.91	5.80	13.10	Horizontal	-43.61	-13.00	30.61	95
9	16897.50	-51.61	6.10	14.60	Horizontal	-43.11	-13.00	30.11	50
10	18800.00	/	/	/	/	/	/	/	/

Note: 1. The other Spurious RF Radiated emissions level is no more than noise floor.

2. The worst emission was found in the antenna is Horizontal position.

LTE Band 2 5MHz CH-Middle

Harmonic	Frequency (MHz)	SG (dBm)	Cable Loss (dB)	Gain (dBi)	Antenna Polarization	Result Level (dBm)	Limit (dBm)	Margin (dB)	Azimuth (deg)
2	3759.00	-56.97	2.60	12.50	Horizontal	-47.07	-13.00	34.07	0
3	5638.88	-46.76	3.30	12.50	Horizontal	-37.56	-13.00	24.56	20
4	7520.00	-54.93	4.20	12.20	Horizontal	-46.93	-13.00	33.93	50
5	9400.00	-54.01	4.30	11.10	Horizontal	-47.21	-13.00	34.21	65
6	11280.00	-50.51	5.90	11.90	Horizontal	-44.51	-13.00	31.51	42
7	13160.00	-50.36	5.70	14.00	Horizontal	-42.06	-13.00	29.06	60
8	15040.00	-50.65	5.80	13.10	Horizontal	-43.35	-13.00	30.35	0
9	16920.00	-51.00	6.10	14.60	Horizontal	-42.50	-13.00	29.50	110
10	18800.00	/	/	/	/	/	/	/	/

Note: 1. The other Spurious RF Radiated emissions level is no more than noise floor.

2. The worst emission was found in the antenna is Horizontal position.

LTE Band 2 20MHz CH-Middle

Harmonic	Frequency (MHz)	SG (dBm)	Cable Loss (dB)	Gain (dBi)	Antenna Polarization	Result Level (dBm)	Limit (dBm)	Margin (dB)	Azimuth (deg)
2	3742.13	-54.02	2.60	12.50	Horizontal	-44.12	-13.00	31.12	20
3	5613.38	-45.30	3.30	12.50	Horizontal	-36.10	-13.00	23.10	60
4	7484.63	-55.70	4.20	12.20	Horizontal	-47.70	-13.00	34.70	95
5	9355.33	-53.11	4.30	11.10	Horizontal	-46.31	-13.00	33.31	130
6	11226.39	-50.89	5.90	11.90	Horizontal	-44.89	-13.00	31.89	310
7	13097.46	-50.78	5.70	14.00	Horizontal	-42.48	-13.00	29.48	315
8	14968.52	-50.02	5.80	13.10	Horizontal	-42.72	-13.00	29.72	0
9	16938.59	-50.62	6.10	14.60	Horizontal	-42.12	-13.00	29.12	60
10	18800.00	/	/	/	/	/	/	/	/

Note: 1. The other Spurious RF Radiated emissions level is no more than noise floor.

2. The worst emission was found in the antenna is Horizontal position.

LTE Band 25 1.4MHz CH-Middle

Harmonic	Frequency (MHz)	SG (dBm)	Cable Loss (dB)	Gain (dBi)	Antenna Polarization	Result Level (dBm)	Limit (dBm)	Margin (dB)	Azimuth (deg)
2	3763.80	-52.71	2.60	12.50	Horizontal	-42.81	-13.00	29.81	189
3	5645.90	-45.21	3.30	12.50	Horizontal	-36.01	-13.00	23.01	76
4	7530.00	-54.91	4.20	12.20	Horizontal	-46.91	-13.00	33.91	40
5	9412.50	-54.84	4.30	11.10	Horizontal	-48.04	-13.00	35.04	275
6	11295.00	-50.35	5.90	11.90	Horizontal	-44.35	-13.00	31.35	263
7	13177.50	-50.91	5.70	14.00	Horizontal	-42.61	-13.00	29.61	101
8	15060.00	-52.64	5.80	13.10	Horizontal	-45.34	-13.00	32.34	2
9	16942.50	-50.83	6.10	14.60	Horizontal	-42.33	-13.00	29.33	251
10	18825.00	/	/	/	/	/	/	/	/

Note: 1. The other Spurious RF Radiated emissions level is no more than noise floor.
 2. The worst emission was found in the antenna is Horizontal position.

LTE Band 25 5MHz CH-Middle

Harmonic	Frequency (MHz)	SG (dBm)	Cable Loss (dB)	Gain (dBi)	Antenna Polarization	Result Level (dBm)	Limit (dBm)	Margin (dB)	Azimuth (deg)
2	3760.50	-52.91	2.60	12.50	Horizontal	-43.01	-13.00	30.01	31
3	5641.00	-46.19	3.30	12.50	Horizontal	-36.99	-13.00	23.99	64
4	7530.00	-54.25	4.20	12.20	Horizontal	-46.25	-13.00	33.25	215
5	9412.50	-51.73	4.30	11.10	Horizontal	-44.93	-13.00	31.93	255
6	11295.00	-49.86	5.90	11.90	Horizontal	-43.86	-13.00	30.86	312
7	13177.50	-51.18	5.70	14.00	Horizontal	-42.88	-13.00	29.88	182
8	15060.00	-53.89	5.80	13.10	Horizontal	-46.59	-13.00	33.59	3
9	16942.50	-51.92	6.10	14.60	Horizontal	-43.42	-13.00	30.42	0
10	18825.00	/	/	/	/	/	/	/	/

Note: 1. The other Spurious RF Radiated emissions level is no more than noise floor.
 2. The worst emission was found in the antenna is Horizontal position.

LTE Band 25 20MHz CH-Middle

Harmonic	Frequency (MHz)	SG (dBm)	Cable Loss (dB)	Gain (dBi)	Antenna Polarization	Result Level (dBm)	Limit (dBm)	Margin (dB)	Azimuth (deg)
2	3747.10	-52.70	2.60	12.50	Horizontal	-42.80	-13.00	29.80	245
3	5620.80	-43.62	3.30	12.50	Horizontal	-34.42	-13.00	21.42	220
4	7496.00	-55.06	4.20	12.20	Horizontal	-47.06	-13.00	34.06	84
5	9370.00	-52.91	4.30	11.10	Horizontal	-46.11	-13.00	33.11	295
6	11244.00	-50.04	5.90	11.90	Horizontal	-44.04	-13.00	31.04	0
7	13118.00	-51.94	5.70	14.00	Horizontal	-43.64	-13.00	30.64	309
8	14992.00	-53.86	5.80	13.10	Horizontal	-46.56	-13.00	33.56	295
9	16866.00	-51.96	6.10	14.60	Horizontal	-43.46	-13.00	30.46	0
10	18740.00	/	/	/	/	/	/	/	/

Note: 1. The other Spurious RF Radiated emissions level is no more than noise floor.

2. The worst emission was found in the antenna is Horizontal position.

7. Main Test Instruments

Name	Manufacturer	Type	Serial Number	Calibration Date	Expiration Date
Wireless Communication Tester	R&S	CMW500	150415	2024-05-07	2025-05-06
Spectrum Analyzer	R&S	FSV30	100815	2023-12-05	2024-12-04
High-pass filter	Chengyi	HPF 1000MHz	2024021	2024-02-21	2025-02-21
High-pass filter	R&S	HPF 1500MHz	HPF 002	2024-02-21	2025-02-21
High-pass filter	R&S	HPF 3000MHz	HPF 003	2024-02-21	2025-02-21
Loop Antenna	SCHWARZBECK	FMZB1519	1519-047	2023-04-16	2026-04-15
TRILOG Broadband Antenna	SCHWARZBECK	VULB 9163	391	2022-09-29	2025-09-28
Horn Antenna	SCHWARZBECK	BBHA 9120D	1594	2023-12-05	2026-12-04
Horn Antenna	ETS-Lindgren	3160-09	00102643	2021-10-10	2024-10-09
Software	R&S	EMC32	10.35.10	/	/

ANNEX A: The EUT Appearance

The EUT Appearance is submitted separately.

ANNEX B: Test Setup Photos

The Test Setup Photos is submitted separately.

***** END OF REPORT *****