

Appendix: Bluetooth Classic

Contents

Appendix A: 20dB Emission Bandwidth	3
Test Result	3
Test Graphs	4
Appendix B: Occupied Channel Bandwidth	9
Test Result	9
Test Graphs	10
Appendix C: Maximum conducted output power	15
Test Result Peak	15
Test Graphs	16
Appendix D: Carrier frequency separation	21
Test Result	21
Test Graphs	22
Appendix E: Time of occupancy	24
Test Result	24
Test Graphs	25
Appendix F: Number of hopping channels	30
Test Result	30
Test Graphs	31
Appendix G: Band edge measurements	33
Test Result	33
Test Graphs	34
Appendix H: Conducted Spurious Emission	40
Test Result	40
Test Graphs	41
Appendix I: Duty Cycle	55
Test Result	55
Test Graphs	56

Appendix A: 20dB Emission Bandwidth**Test Result**

TestMode	Antenna	Frequency[MHz]	20db EBW[MHz]	FL[MHz]	FH[MHz]	Limit[MHz]	Verdict
DH5	Ant1	2402	1.03	2401.49	2402.52	---	---
		2441	1.04	2440.48	2441.53	---	---
		2480	1.05	2479.48	2480.53	---	---
2DH5	Ant1	2402	1.34	2401.33	2402.68	---	---
		2441	1.35	2440.33	2441.68	---	---
		2480	1.35	2479.33	2480.68	---	---
3DH5	Ant1	2402	1.31	2401.35	2402.67	---	---
		2441	1.31	2440.35	2441.66	---	---
		2480	1.34	2479.33	2480.67	---	---

Test Graphs

DH5_Ant1_2402



DH5_Ant1_2441



DH5_Ant1_2480



2DH5_Ant1_2402



2DH5_Ant1_2441



2DH5_Ant1_2480



3DH5_Ant1_2402



3DH5_Ant1_2441



3DH5_Ant1_2480



Appendix B: Occupied Channel Bandwidth

Test Result

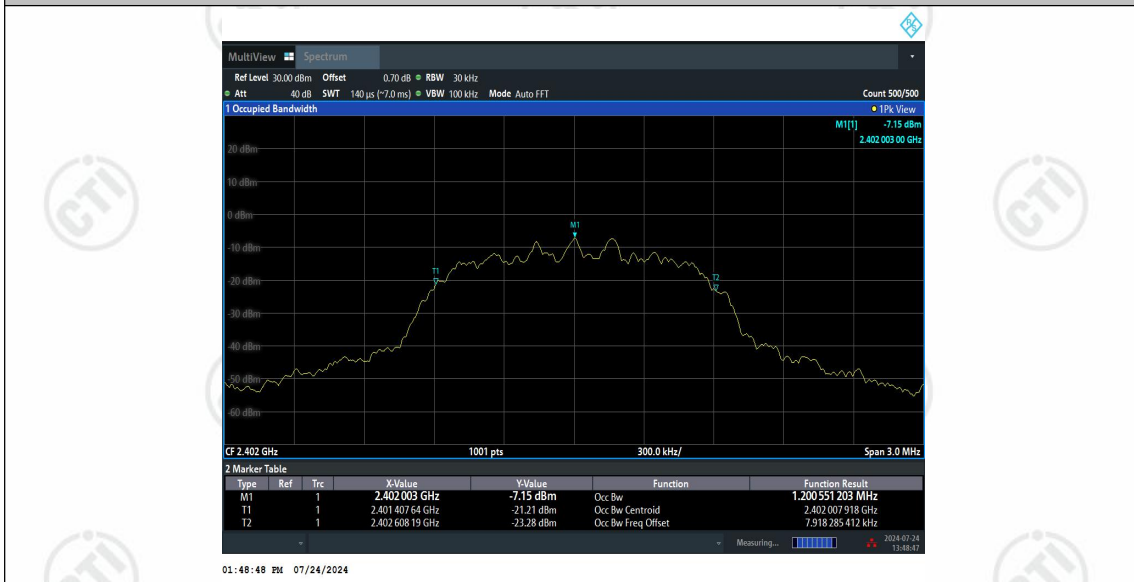
TestMode	Antenna	Frequency[MHz]	OCB [MHz]	FL[MHz]	FH[MHz]	Limit[MHz]	Verdict
DH5	Ant1	2402	0.929	2401.539	2402.468	---	---
		2441	0.95	2440.524	2441.474	---	---
		2480	0.961	2479.517	2480.478	---	---
2DH5	Ant1	2402	1.201	2401.408	2402.608	---	---
		2441	1.214	2440.404	2441.618	---	---
		2480	1.239	2479.394	2480.632	---	---
3DH5	Ant1	2402	1.208	2401.397	2402.605	---	---
		2441	1.223	2440.389	2441.612	---	---
		2480	1.237	2479.382	2480.619	---	---

Test Graphs





2DH5_Ant1_2402



2DH5_Ant1_2441



2DH5_Ant1_2480



3DH5_Ant1_2402



3DH5_Ant1_2441



3DH5_Ant1_2480

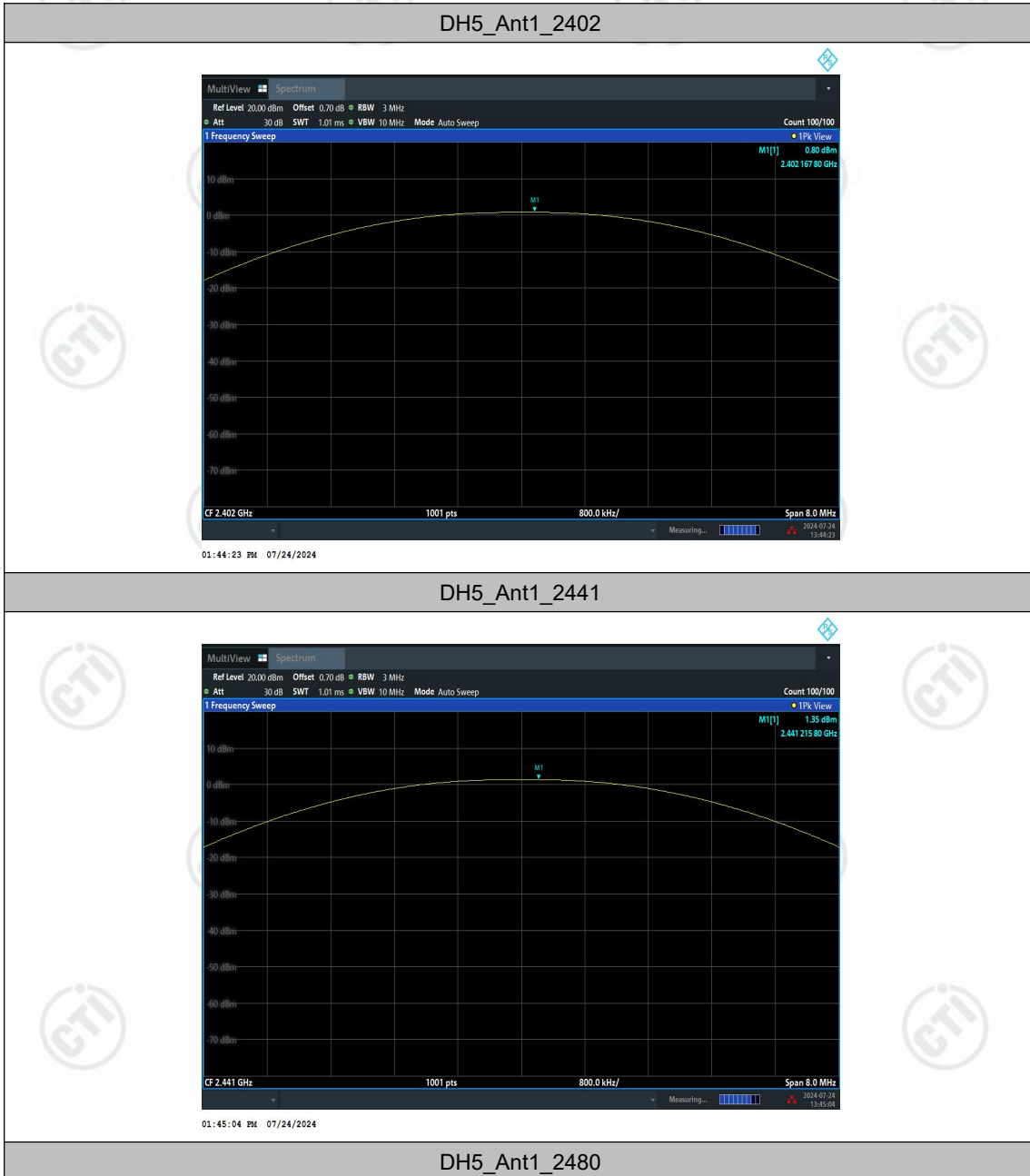


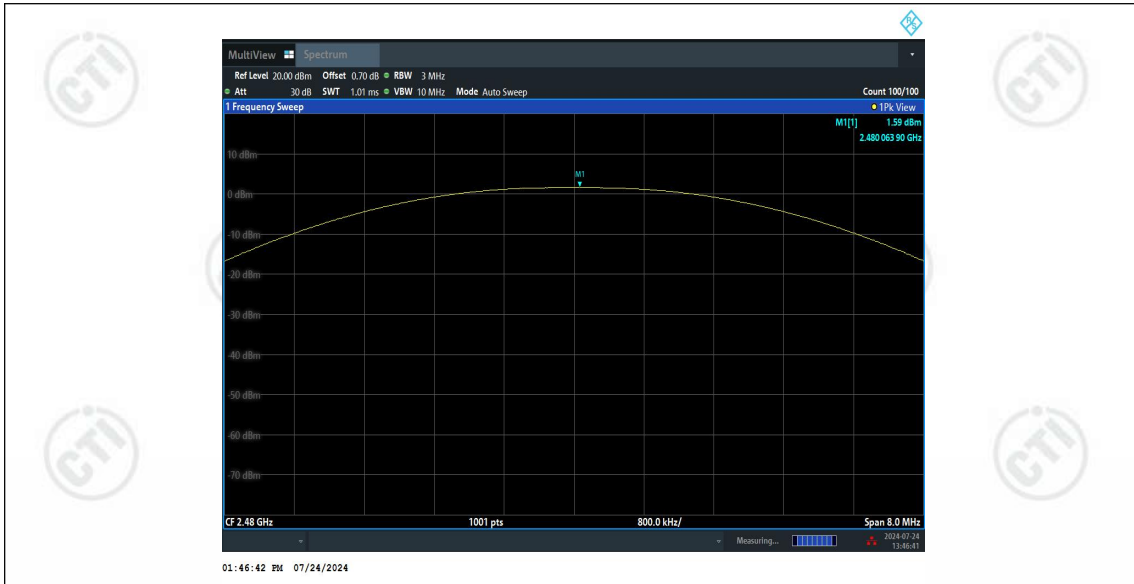
Appendix C: Maximum conducted output power

Test Result Peak

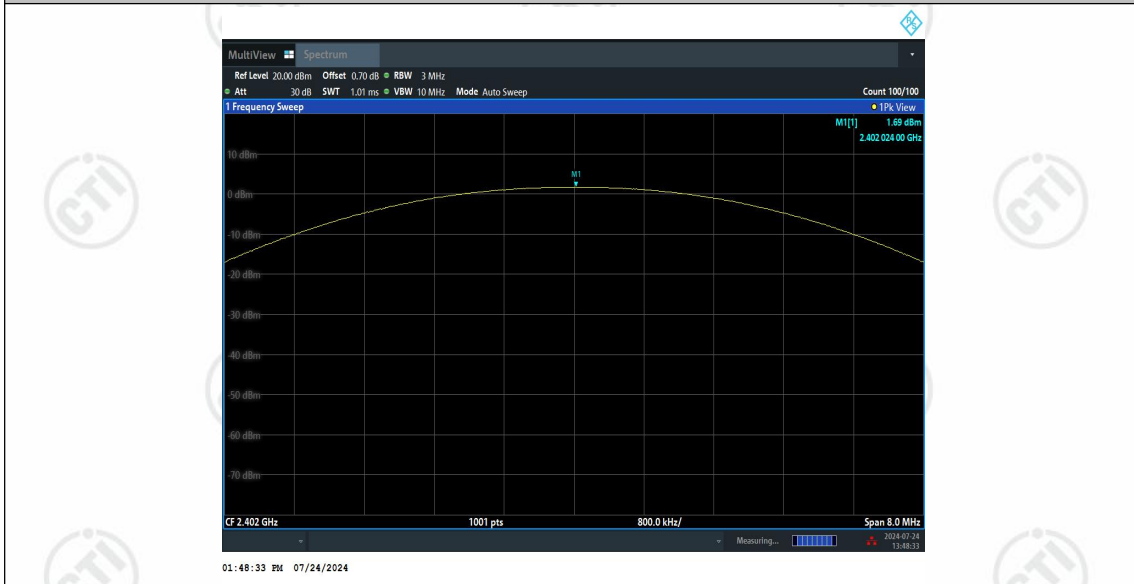
Test Mode	Antenna	Frequency[MHz]	Conducted Peak Power[dBm]	Conducted Limit[dBm]	Verdict
DH5	Ant1	2402	0.8	≤20.97	PASS
		2441	1.35	≤20.97	PASS
		2480	1.59	≤20.97	PASS
2DH5	Ant1	2402	1.69	≤20.97	PASS
		2441	2.23	≤20.97	PASS
		2480	2.45	≤20.97	PASS
3DH5	Ant1	2402	2.09	≤20.97	PASS
		2441	2.64	≤20.97	PASS
		2480	2.89	≤20.97	PASS

Test Graphs

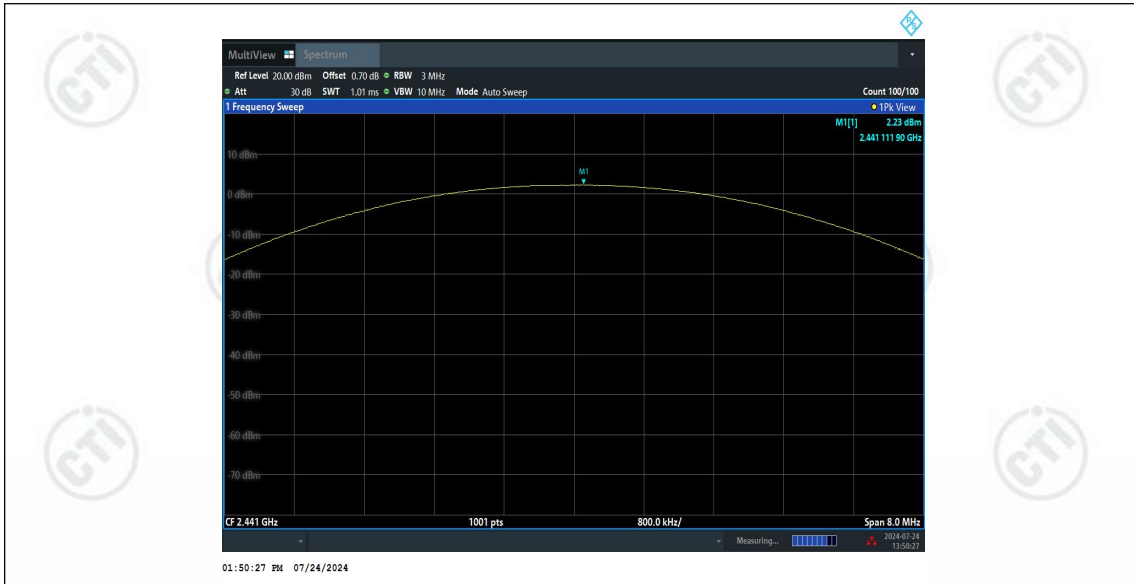




2DH5_Ant1_2402



2DH5_Ant1_2441



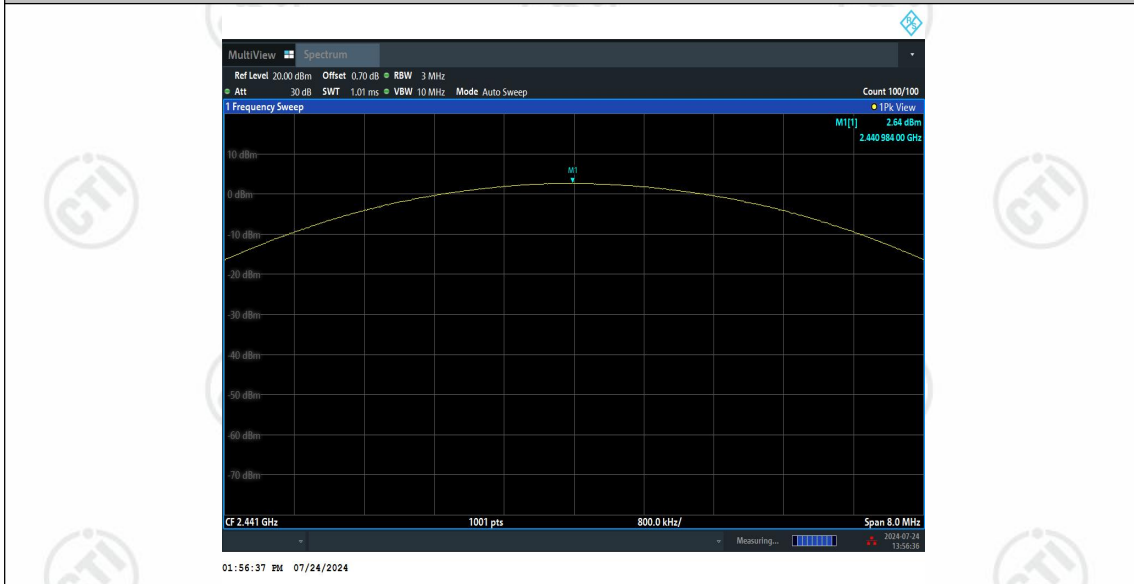
2DH5_Ant1_2480



3DH5_Ant1_2402



3DH5_Ant1_2441



3DH5_Ant1_2480

