

"High Frequency Ceramic Solutions"

2450 MHz Antenna

P/N 2450AT18B100

Detail Specification: 08/10/09

Page 1 of 3

General Specifications

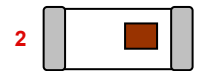
Part Number	2450AT18B100
Frequency Range	2400 - 2500 Mhz
Peak Gain	0.5 dBi typ. (XZ-V)
Average Gain	-0.5 dBi typ. (XZ-V)
Return Loss	9.5 dB min.

Input Power	3W max.
Impedance	50 Ω
Operating Temperature	-40 to +85°C
Reel Quantity	3,000

P/N	Packaging Style	Bulk	Suffix = S	Eg. 2450AT18B100S
		T & R	Suffix = E	Eg. 2450AT18B100E
Suffix	Termination Style	100% Tin	Suffix = None	Eg. 2450AT18B100(E or S)
		Tin / Lead	Please consult Factory	

Terminal Configuration

No.	Function
1	Feeding Point
2	NC



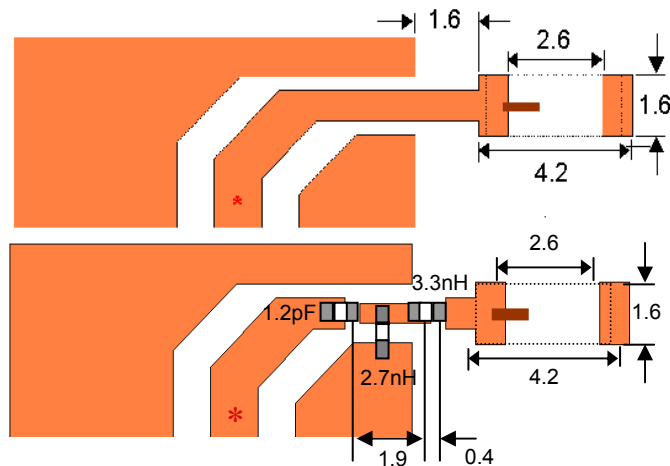
Mechanical Dimensions

	In	mm
L	0.126 ± 0.008	3.20 ± 0.20
W	0.063 ± 0.008	1.60 ± 0.20
T	0.051 +.004/-0.008	1.30 +0.1/-0.2
a	0.020 ± 0.012	0.50 ± 0.30

Mounting Considerations

Mount these devices with brown mark facing up. Units: mm

Line width should be designed to provide 50 Ω impedance matching characteristics.



a) Without Matching Circuits

b) With Matching Circuits

JTI P/N for Matching Circuit:
 Cap (1.2pF): 500R07S1R2BV4T
 Inductor (2.7nH): L-07C2N7SV6T
 Inductor (3.3nH): L-07C3N3SV6T

Johanson Technology, Inc. reserves the right to make design changes without notice.
 All sales are subject to Johanson Technology, Inc. terms and conditions.



www.johansontechnology.com
 4001 Calle Tecate • Camarillo, CA 93012 • TEL 805.389.1166 FAX 805.389.1821

2009 Johanson Technology, Inc. All Rights Reserved

"High Frequency Ceramic Solutions"

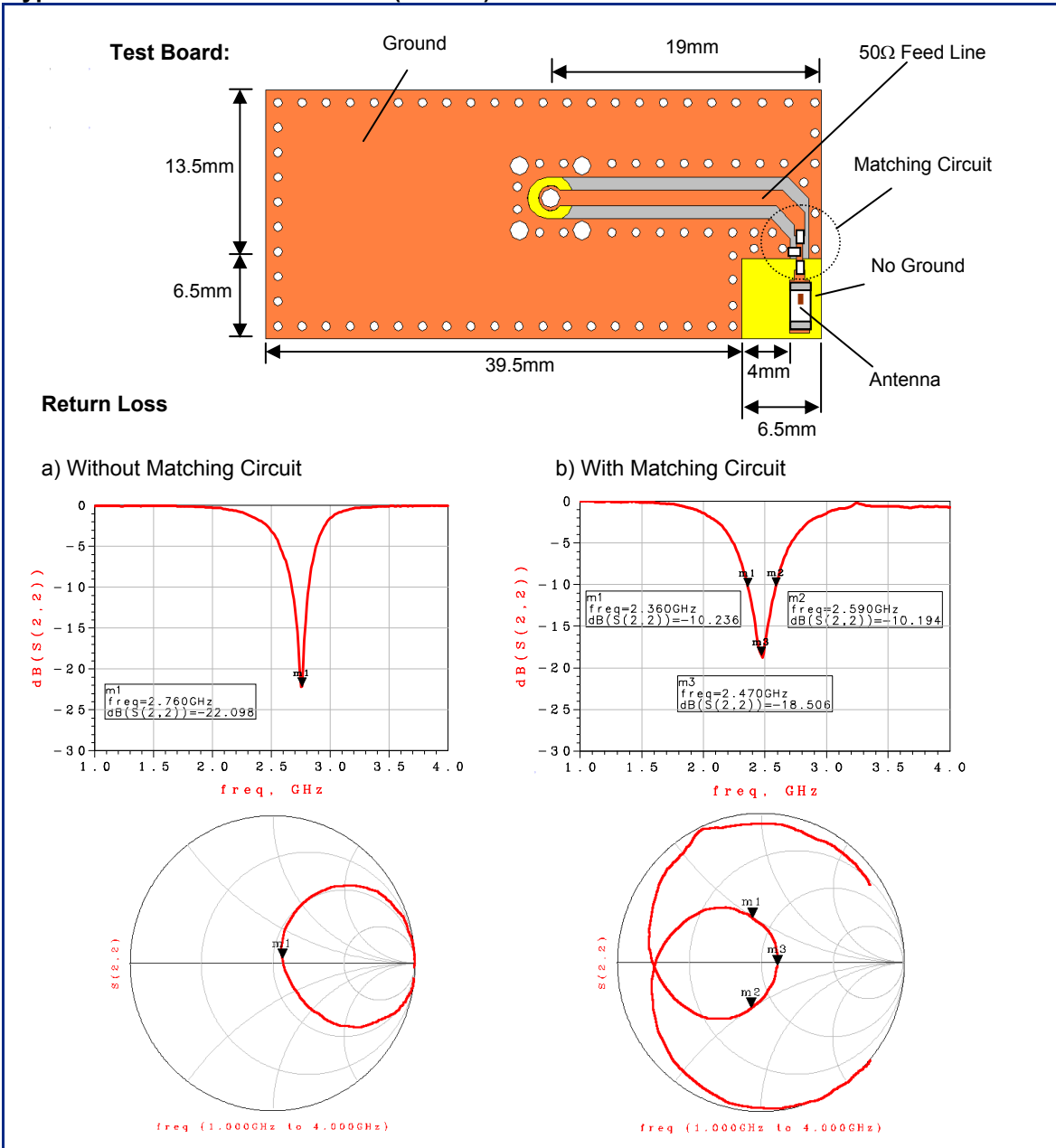
2450 MHz Antenna

P/N 2450AT18B100

Detail Specification: 08/10/09

Page 2 of 3

Typical Electrical Characteristics (T=25°C)



Johanson Technology, Inc. reserves the right to make design changes without notice.
All sales are subject to Johanson Technology, Inc. terms and conditions.



www.johansontechnology.com
4001 Calle Tecate • Camarillo, CA 93012 • TEL 805.389.1166 FAX 805.389.1821

2009 Johanson Technology, Inc. All Rights Reserved

"High Frequency Ceramic Solutions"

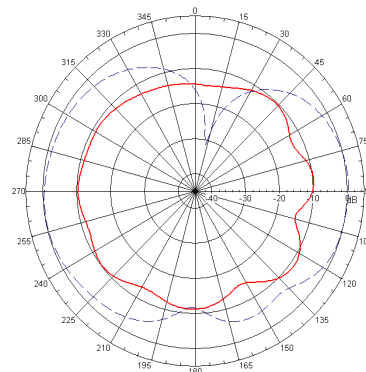
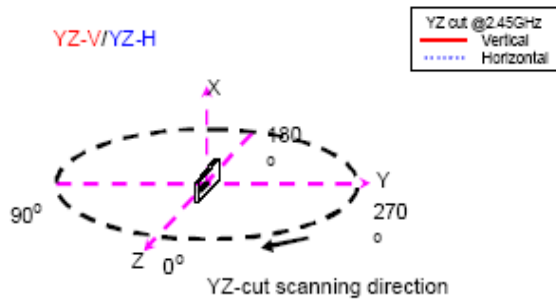
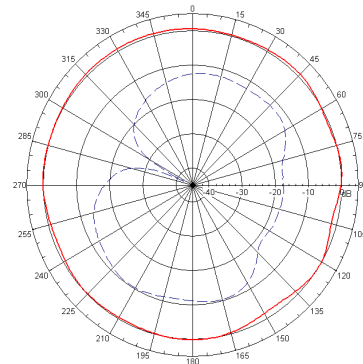
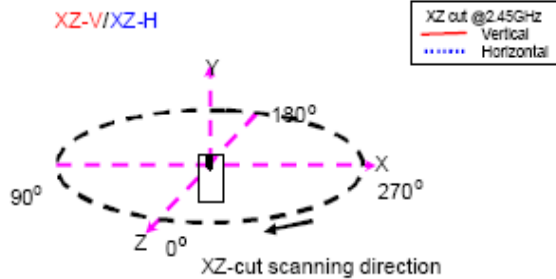
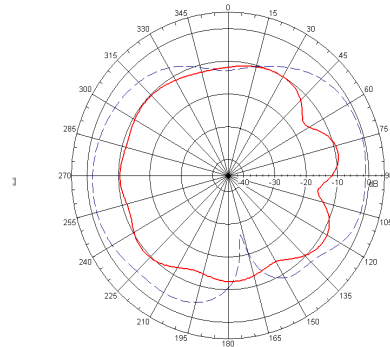
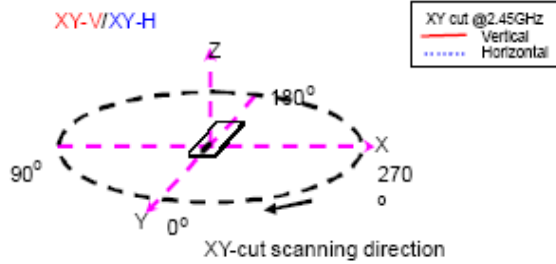
2450 MHz Antenna

P/N 2450AT18B100

Detail Specification: 08/10/09

Page 3 of 3

Typical Radiation Patterns



Johanson Technology, Inc. reserves the right to make design changes without notice.
All sales are subject to Johanson Technology, Inc. terms and conditions.



www.johansontechnology.com
4001 Calle Tecate • Camarillo, CA 93012 • TEL 805.389.1166 FAX 805.389.1821

2009 Johanson Technology, Inc. All Rights Reserved