

V8 说明书


成品尺寸: 85 x 85 mm (三折页)

纸张: 200克棉纸 工艺: 4C + 专金, 刀模 (圆角+压线)

■ 专金

PIXART 3950 / 30000 DPI
OMRON OPTICAL SWITCH / 8K COMPATIBLE
RECOMMENDED GRIP: CLAW

Operation procedure
1. Plug in the mouse receiver
2. Turn on the mouse switch
2. Start using



FCC ID: 2BK7D-8KDONGLE
FCC ID: 2BK7D-V8
Information about this package is for reference only.
Specifications and designs are subject to change without notice.

CE RoHS 217-241658 217-241663

INCLUDED ITEMS :
mouse x 1, skates x 2, usb-c cable x 1, wireless dongle x 1
包装盒里的内容: 鼠标x1, 充电线x1, 脚垫x2, 接收器x1



★ 网页版驱动 / Web based software :
www.scyrox.com

SHENZHEN SCYROX ELECTRONIC LIMITED
深圳市赛洛斯电子有限公司
Address: 3rd Floor, Lushi Industrial building, block 28, Dalang, Xinan, Baoan, Shenzhen, China.
www.scyrox.com

WIRELESS GAMING MOUSE

SUPER LIGHT / 8K COMPATIBLE / 30000 DPI



Scyrox.com

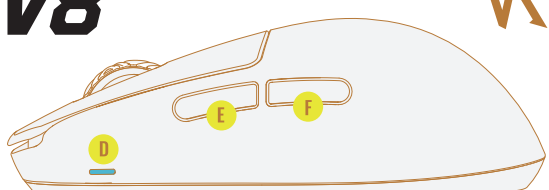
背面

封面

内页

WIRELESS GAMING MOUSE

V8 SUPER LIGHT





有线模式 + 充电模式 / Wire mode + Charging mode




概览 / OVERVIEW

- A 左键 / Left Button
- B 右键 / Right Button
- C 滚轮/Scroll 中键/Middle Button
- D 充电 / DPI 指示灯
Charging / DPI Indicator
- E 前进键 / Forward Button
- F 后退键 / Backward Button
- G DPI 键 / DPI Button
- H 电源开关 / Power ON/OFF
- I 充电端口 / Type-C Port

无线模式 / Wireless mode
8K接收器 / 8K Dongle





充电指示灯 / Charging Indicator

100% 






充满: 常亮冰蓝色
Fully charged: steady ice blue
전체: 항상 밝은 아이스 블루
フル: 常に明るいアイスブルー
Voll: Immer hell eisblau

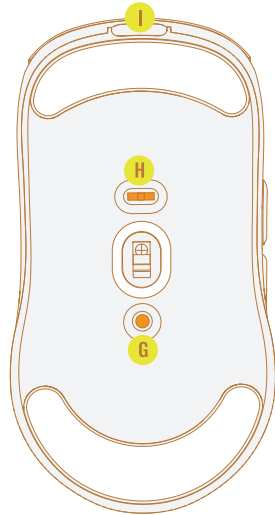
充电: 闪烁紫色
Charging: blink purple
충전 중: 보라색으로 깜박임
充電中: 紫色に点滅
Aufladen: Violett blinkend

20% 

低电: 闪烁红色
Low battery: blink red
저전력: 빨간색 깜박임
低電力: 赤く点滅
Niedrige Leistung: rot blinkend

DPI

- 400 
- 800 
- 1600 
- 3200 
- 6400 



RF exposure statement

This equipment complies with the FCC radiation exposure limits set forth for an uncontrolled environment. This transmitter must not be co-located or operating in conjunction with any other antenna or transmitter.

FCC Warning

This device complies with Part 15 of the FCC Rules. Operation is subject to the following two conditions:

(1) This device may not cause harmful interference, and (2) this device must accept any interference received, including interference that may cause undesired operation.

Note: This equipment has been tested and found to comply with the limits for a Class B digital device, pursuant to part 15 of the FCC Rules. These limits are designed to provide reasonable protection against harmful interference in a residential installation. This equipment generates, uses and can radiate radio frequency energy and, if not installed and used in accordance with the instructions, may cause harmful interference to radio communications. However, there is no guarantee that interference will not occur in a particular installation. If this equipment does cause harmful interference to radio or television reception, which can be determined by turning the equipment off and on, the user is encouraged to try to correct the interference by one or more of the following measures:

- Reorient or relocate the receiving antenna.
- Increase the separation between the equipment and receiver.
- Connect the equipment into an outlet on a circuit different from that to which the receiver is connected.
- Consult the dealer or an experienced radio/TV technician for help.

NOTE 2: Any changes or modifications to this unit not expressly approved by the party responsible for compliance could void the user's authority to operate the equipment.