






EXHIBIT 2 - EUT EXTERNAL PHOTOGRAPHS



<p>EUT View 3</p>	
<p>EUT View 4</p>	

<p>EUT View 5</p>	 A photograph showing a black, irregularly shaped component (likely a test piece) resting on a blue textured surface. A black ruler with white markings is placed horizontally below the component. The ruler shows measurements in millimeters, with markings for 10, 20, 30, 40, 50, 60, 70, 80, 90, and 100 mm. The component is positioned between the 30 mm and 40 mm marks.
<p>EUT View 6</p>	 A photograph showing a black, irregularly shaped component (likely a test piece) resting on a blue textured surface. A black ruler with white markings is placed horizontally below the component. The ruler shows measurements in millimeters, with markings for 10, 20, 30, 40, 50, 60, 70, 80, 90, and 100 mm. The component is positioned between the 30 mm and 40 mm marks.

