



SPACE CAPSULE AUDIO HUMIDIFIER ASM001

Manual


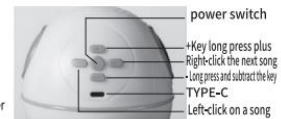

Please read the manual carefully before using the product and keep it properly



Made in China

Product parameter:

Product name: Space capsule audio humidifier	Product Size: 110*110*120
Product Model: ASM001	Product weight: 230g battery 47g
Charging input: 800ma	Product color: white and purple
Battery capacity: 2000mAh	Ambient lamp: Illusion lamp beads
Transmission distance: 10m	Water capacity: 230mL
Audio technology: wireless transmission	Atomizer frequency: 108HZ
Interface type: Type-C	Input voltage: DC5V-1A
Basket tooth version: 5.3	Rated power: 1.5W-5W
Speaker power: internal magnet 40 5W 16 core	
Product material: ABS+PC+silicone	



Removable doll

Flick open the door



Built-in cute doll

Instructions for use:

LED/RGB indicator function:

1. Red light in charging, full of green light.
2. The blue flashes in the Bluetooth search, and the Bluetooth connection is always on.
3. 15 beads of RGB light strip, boot RGB gradient, double-click the middle button once, RGB color red-blue-green-yellow-purple-sky blue-white light flashing, 2 times

Double-click the middle button RGB light strip to fix the color, and double-click the RGB light 3 times to turn off.

Spray function:

1. Press the middle switch for 1 second to turn on, the RGB light turns on the gradient/Bluetooth to turn on the search mode, and spray the continuous mode with a single press of the middle button.
2. The gap mode is closed at intervals of 2 seconds, and press the middle switch for 1 second after booting.

The gap mode is closed at intervals of 2 seconds, and press the middle switch for 1 second after booting.

2. Spray anyhydrous protection function induction turns off the spray function 30 minutes after water.

Bluetooth speaker function:

1. Turn on Bluetooth and turn on search mode, blue light flashing/Bluetooth tone. The Bluetooth tone is always on. Turn off the Bluetooth tone. Low power tone.
2. The two devices can be interconnected while working. Similar to Bluetooth headphones).
3. The speaker is internal magnetized 4 euros, 5W 16 cores.
4. Turn on Bluetooth on the mobile phone, connect the space capsule audio Space capsule 001, and the pairing is complete! The Bluetooth speaker is connected!

Mechanical key function:

1. Middle button function: long press for 1 second to turn on/off, short press to control spray to turn off/on, double-click to control RGB light (there is a function introduction on the light).
2. Up key: Long press the volume plus, short press the music pause.
3. Down key: Long press the volume to reduce, short press the music to pause.
4. Left button: Click the previous song. Long press: disconnect the Bluetooth of the mobile phone/connect the Bluetooth of the mobile phone
5. Right-click: Click the next song. Long press: two pairing/unpairing TWS. In the TWS state, the light/spray/music/shot down is automatically synchronized.

Charging function:

When the product is working or not working:
During charging, the red light is always on and full of green light.

Note: Please unplug the power before adding water, do not operate with power on, to prevent short circuit caused by water overflow

High frequency atomizer

If there is water on the surface of the atomizer, it will affect the spray effect. Please use a clean paper towel to dry up the water in time!

Please use clean tap or mineral water

Do not use purified or distilled water

Do not touch the atomizer with your hands or foreign objects

cotton swab

For the first use, it is recommended to soak the cotton swab thoroughly

If it is not wet, it will take about a few minutes of the water absorption process

Precautions for safe use:

Do not use this product in a humid environment (such as a bathroom), as it may be exposed to water. It may cause product failure or damage.

Do not knock or drop this product. Repeated knocks may cause internal damage. Bad.

If you do not use this product for a long time, do not store it in a place with high temperature and high humidity.

Do not disassemble, modify or repair this product by yourself.

Do not charge this product with a voltage exceeding the specified voltage.

When the product is fully charged, please make sure to unplug the charging cable in time. Do not throw the product into fire to avoid explosion hazard. Do not touch or use this product with wet hands.

Keep the product out of the reach of children.

Please use this product at room temperature (0-40°C).

Do not charge the product on the surface of flammable objects such as carpets and quilts.



Packing List:

Whole machine 1 item
Manual 1 item

Warranty Card

Made in China 

Customer info

Product Model	
Serial Number	
Purchase Date	
Customer Name	

Fix Record

Fix Date	Fault and Method	Finish Date	Customer Signature



Copy for customers

Protection to Fix Elucidation

- This coupon and the user manual are both considered as the Protection to fix warranties, so please reserve them carefully.
- You enjoy 1 year warranty after buying it within 1 year by normal usage and showing this warranty card.
- Free maintenance won't be given under the following circumstance:
 - ★ Without protection to fix warranties.
 - ★ The breakdown and the damage caused by the Force majeure.
 - ★ Normal damage.
- Our company will charge for certain components if the breakdown and the damage caused by the force majeure, human factors, or the warranties expired.


QC PASS



Environmental protection:

Harmful materials						
Part Name	铅 (Pb)	汞 (Hg)	镉 (Cd)	六价铬 (Cr(VI))	多溴联苯 (PBB)	多溴二苯醚 (PBDE)
Data line	x	o	o	o	o	o
PCB board	x	o	o	o	o	o
Plastic components	o	o	o	o	o	o
Accessories	o	o	o	o	o	o

This form is compiled in accordance with the provisions of SJ/T 11364
O: Indicate that the content of the hazardous substance in all homogeneous materials of the part is in GB/T 26572. The stipulated limit requirements are below.
X: Indicate that the content of the hazardous substance in at least one of the homogeneous materials of the part exceeds GB/T 26572. GB/T 26572 requires the limit requirements, and there is no mature alternative in the industry at present, which is in line with the EU RoHS directive environmental protection requirements.



The number in this logo indicates that the environmental protection use period of the product under normal use is 10 years. Some parts may also have an environmental protection use period mark, and this environmental protection use period is within the mark. The figure shall prevail. Depending on the model, the product may not include all the above except the host parts, please refer to the actual sales configuration of the product.

This device complies with part 15 of the FCC Rules. Operation is subject to the following two conditions: (1) this device may not cause harmful interference, and (2) this device must accept any interference received, including interference that may cause undesired operation.

Any changes or modifications not expressly approved by the party responsible for compliance could void the user's authority to operate the equipment.

NOTE: This equipment has been tested and found to comply with the limits for a Class B digital device, pursuant to Part 15 of the FCC Rules. These limits are designed to provide reasonable protection against harmful interference in a residential installation. This equipment generates, uses and can radiate radio frequency energy and, if not installed and used in accordance with the instructions, may cause harmful interference to radio communications. However, there is no guarantee that interference will not occur in a particular installation.

If this equipment does cause harmful interference to radio or television reception, which can be determined by turning the equipment off and on, the user is encouraged to try to correct the interference by one or more of the following measures:

- Reorient or relocate the receiving antenna.
- Increase the separation between the equipment and receiver.
- Connect the equipment into an outlet on a circuit different from that to which the receiver is connected.
- Consult the dealer or an experienced radio/TV technician for help.

The device has been evaluated to meet general RF exposure requirement. The device can be used in portable exposure condition without restriction