



7 Restrict Band

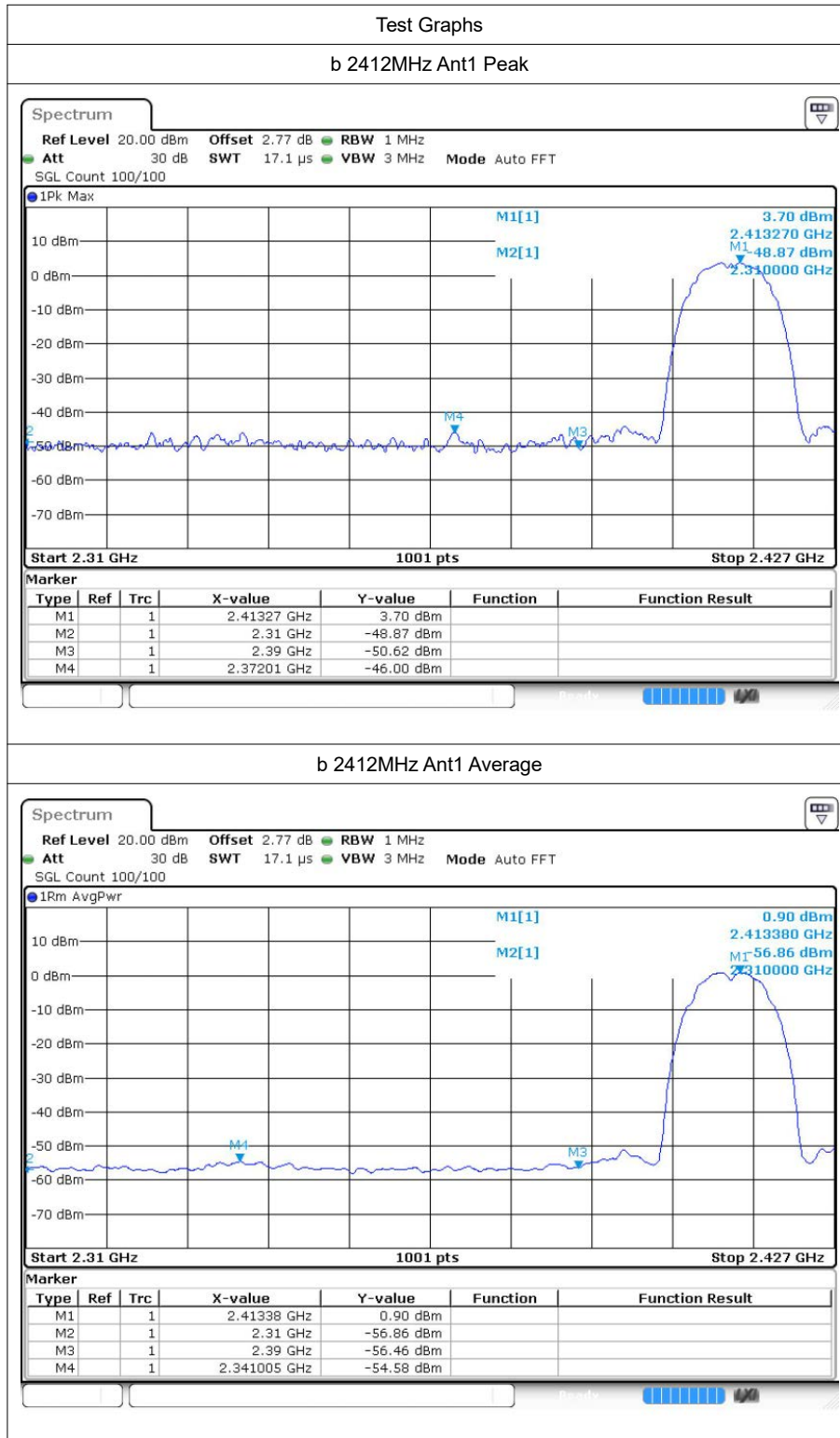
7.1 Test Result

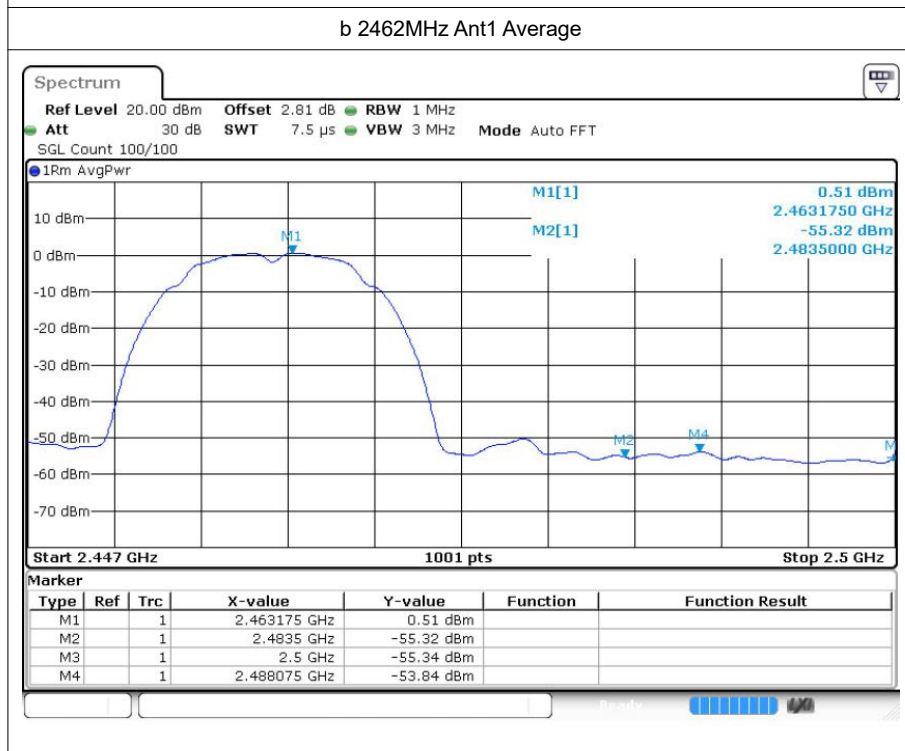
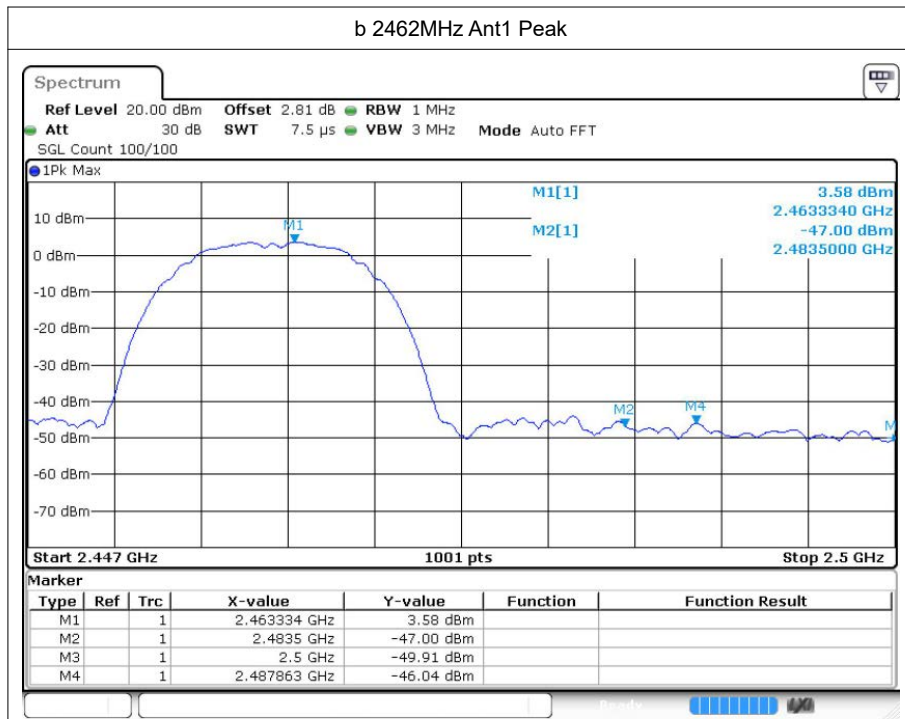
Mode	Frequency (MHz)	Antenna	Spur Freq (MHz)	Power (dBm)	Gain (dBi)	Duty Factor	E (dBuV/m)	Detector	Limit (dBuV/m)	Verdict
b	2412	Ant1	2310	-48.87	2.24	-	48.60	Peak	74	Pass
b	2412	Ant1	2310	-56.86	2.24	0	40.61	Average	54	Pass
b	2412	Ant1	2372.01	-45.99	2.24	-	51.48	Peak	74	Pass
b	2412	Ant1	2341.005	-54.58	2.24	0	42.89	Average	54	Pass
b	2412	Ant1	2390	-50.62	2.24	-	46.85	Peak	74	Pass
b	2412	Ant1	2390	-56.46	2.24	0	41.01	Average	54	Pass
b	2462	Ant1	2483.5	-47	2.24	-	50.47	Peak	74	Pass
b	2462	Ant1	2483.5	-55.32	2.24	0	42.15	Average	54	Pass
b	2462	Ant1	2487.863	-46.04	2.24	-	51.43	Peak	74	Pass
b	2462	Ant1	2488.075	-53.83	2.24	0	43.64	Average	54	Pass
b	2462	Ant1	2500	-49.91	2.24	-	47.56	Peak	74	Pass
b	2462	Ant1	2500	-55.34	2.24	0	42.13	Average	54	Pass
g	2412	Ant1	2310	-49.1	2.24	-	48.37	Peak	74	Pass
g	2412	Ant1	2310	-56.76	2.24	0.61	41.32	Average	54	Pass
g	2412	Ant1	2382.54	-46.7	2.24	-	50.77	Peak	74	Pass
g	2412	Ant1	2340.654	-54.51	2.24	0.61	43.57	Average	54	Pass
g	2412	Ant1	2390	-47.94	2.24	-	49.53	Peak	74	Pass
g	2412	Ant1	2390	-56.84	2.24	0.61	41.24	Average	54	Pass
g	2462	Ant1	2483.5	-49.81	2.24	-	47.66	Peak	74	Pass
g	2462	Ant1	2483.5	-56.35	2.24	0.61	41.73	Average	54	Pass
g	2462	Ant1	2487.863	-46.48	2.24	-	50.99	Peak	74	Pass
g	2462	Ant1	2495.071	-55.5	2.24	0.61	42.58	Average	54	Pass
g	2462	Ant1	2500	-50.87	2.24	-	46.60	Peak	74	Pass
g	2462	Ant1	2500	-56.74	2.24	0.61	41.34	Average	54	Pass
n20	2412	Ant1	2310	-49.55	2.24	-	47.92	Peak	74	Pass
n20	2412	Ant1	2310	-57.01	2.24	0.58	41.04	Average	54	Pass
n20	2412	Ant1	2342.058	-46.82	2.24	-	50.65	Peak	74	Pass
n20	2412	Ant1	2336.676	-54.28	2.24	0.58	43.77	Average	54	Pass
n20	2412	Ant1	2390	-49.03	2.24	-	48.44	Peak	74	Pass
n20	2412	Ant1	2390	-57.4	2.24	0.58	40.65	Average	54	Pass
n20	2462	Ant1	2483.5	-51.02	2.24	-	46.45	Peak	74	Pass
n20	2462	Ant1	2483.5	-55.61	2.24	0.58	42.44	Average	54	Pass
n20	2462	Ant1	2496.979	-46.2	2.24	-	51.27	Peak	74	Pass
n20	2462	Ant1	2483.517	-55.6	2.24	0.58	42.45	Average	54	Pass

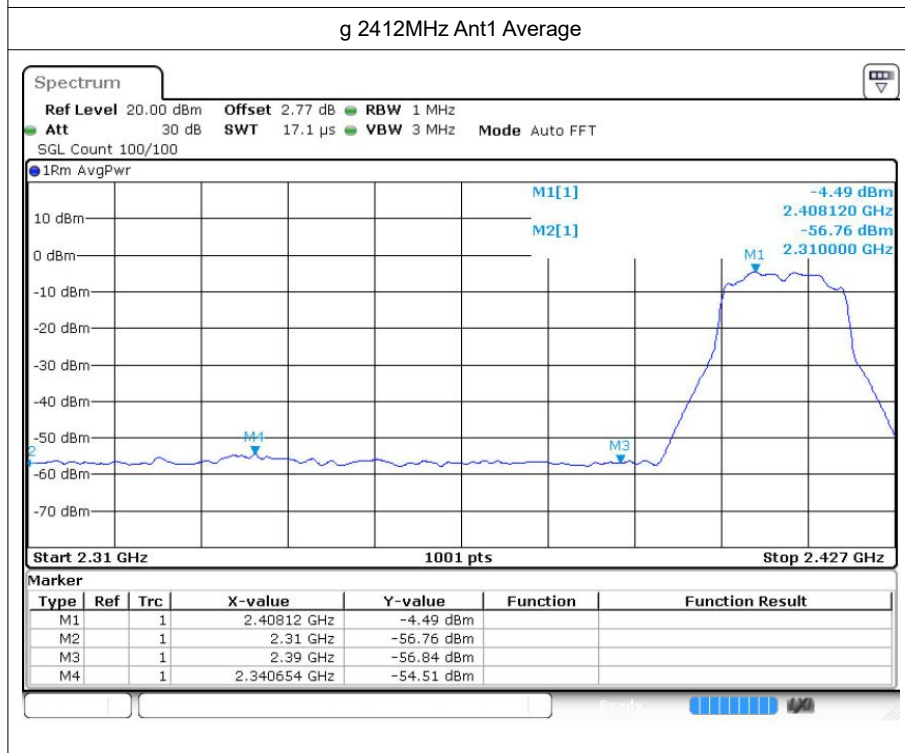
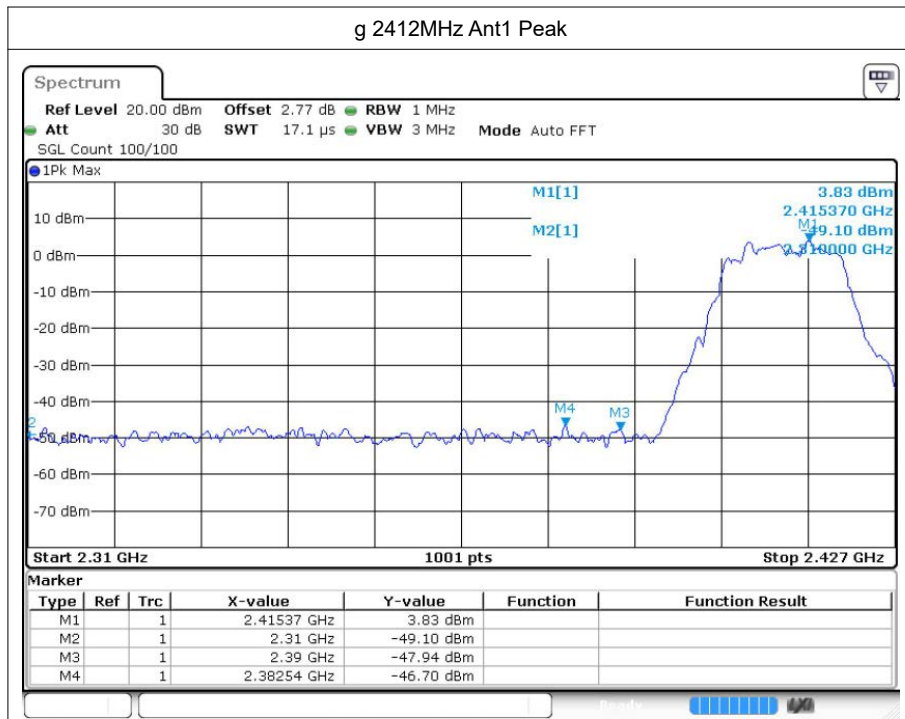


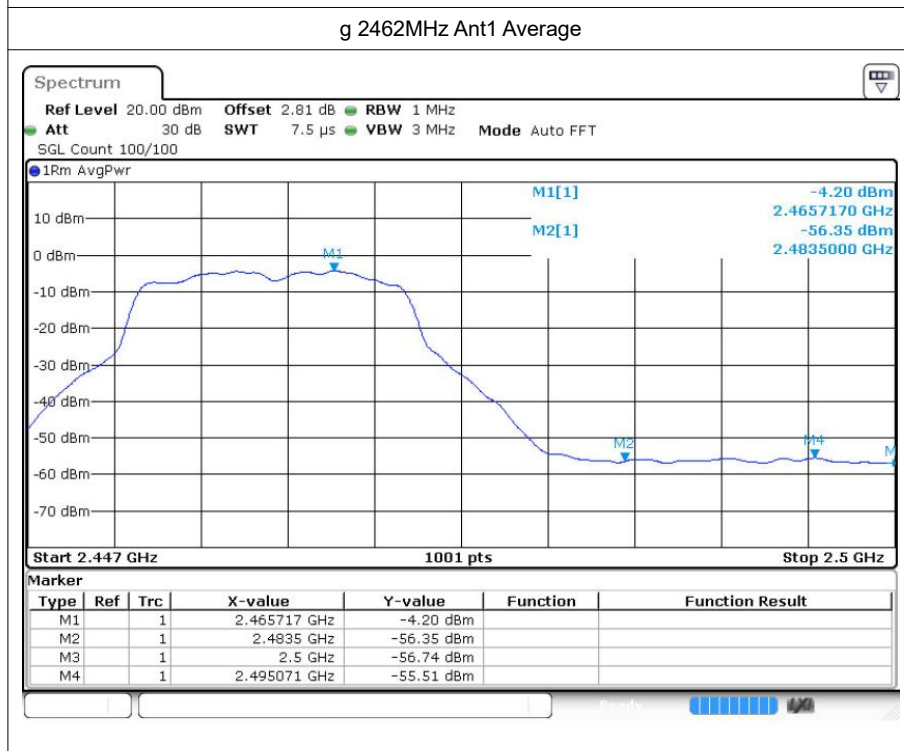
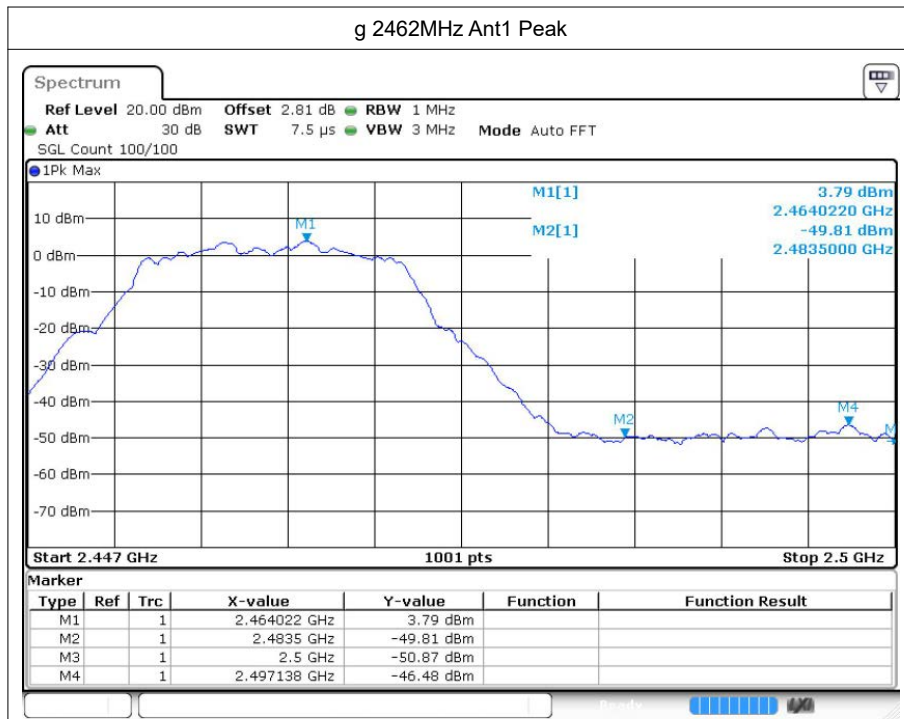
n20	2462	Ant1	2500	-49.75	2.24	-	47.72	Peak	74	Pass
n20	2462	Ant1	2500	-56.93	2.24	0.58	41.12	Average	54	Pass
n40	2422	Ant1	2310	-50.64	2.24	-	46.83	Peak	74	Pass
n40	2422	Ant1	2310	-56.12	2.24	0.55	41.90	Average	54	Pass
n40	2422	Ant1	2346.352	-46.18	2.24	-	51.29	Peak	74	Pass
n40	2422	Ant1	2343.37	-54.74	2.24	0.55	43.28	Average	54	Pass
n40	2422	Ant1	2390	-49.83	2.24	-	47.64	Peak	74	Pass
n40	2422	Ant1	2390	-56.23	2.24	0.55	41.79	Average	54	Pass
n40	2452	Ant1	2483.5	-48.05	2.24	-	49.42	Peak	74	Pass
n40	2452	Ant1	2483.5	-57.27	2.24	0.56	40.76	Average	54	Pass
n40	2452	Ant1	2498.674	-47.99	2.24	-	49.48	Peak	74	Pass
n40	2452	Ant1	2489.938	-55.59	2.24	0.56	42.44	Average	54	Pass
n40	2452	Ant1	2500	-49.13	2.24	-	48.34	Peak	74	Pass
n40	2452	Ant1	2500	-56.22	2.24	0.56	41.81	Average	54	Pass

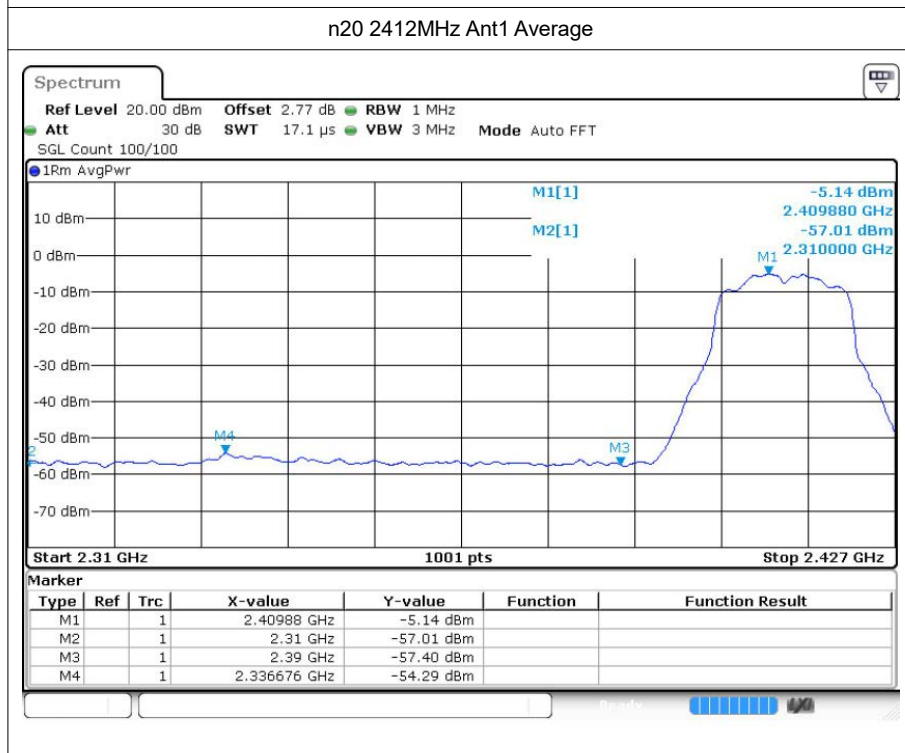
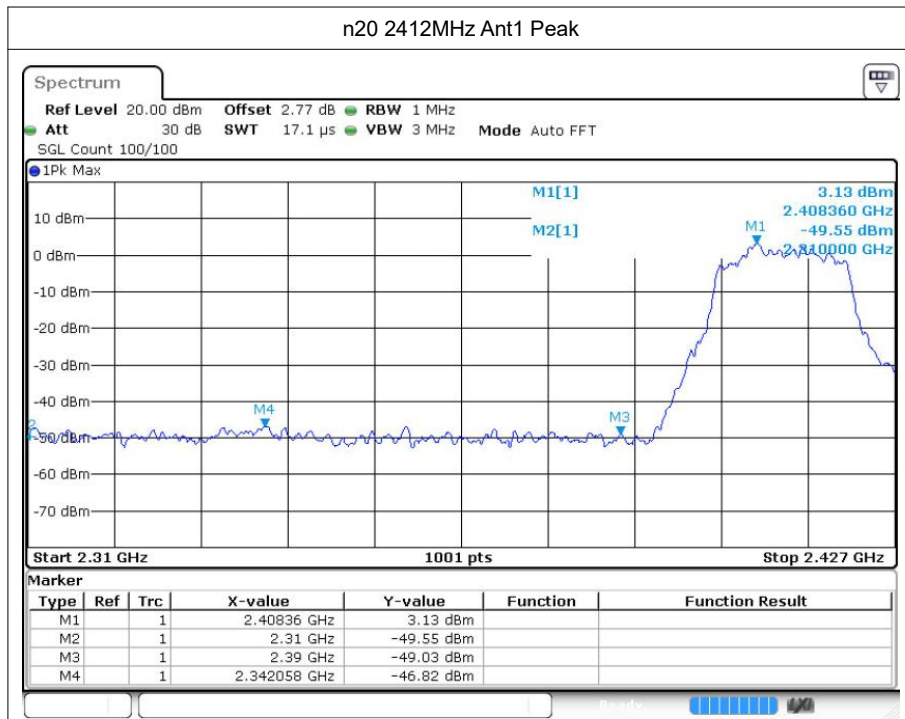
7.2 Test Graphs

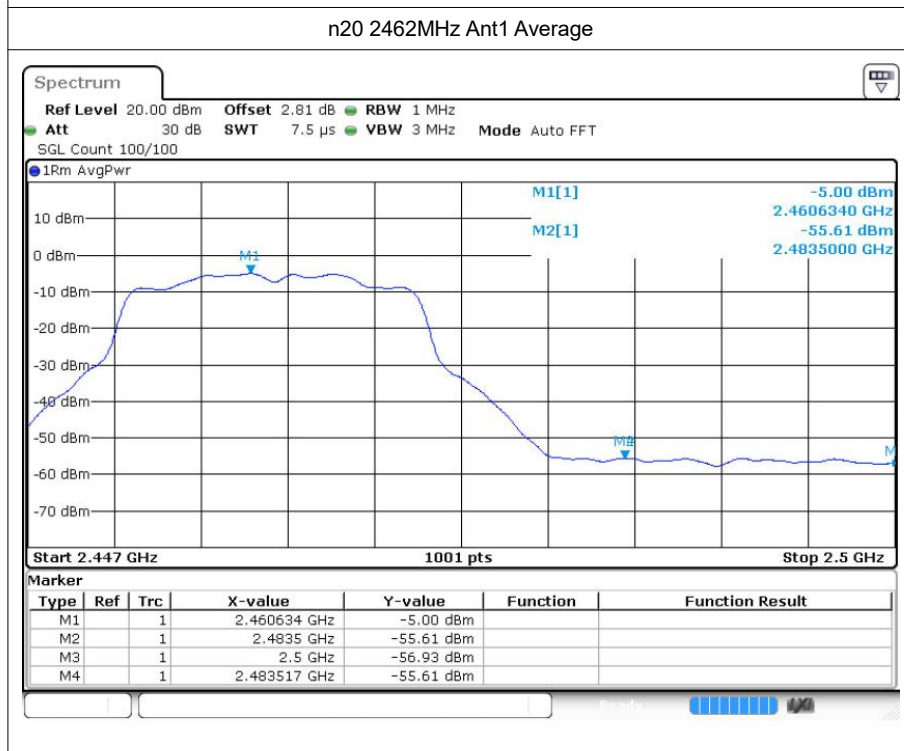
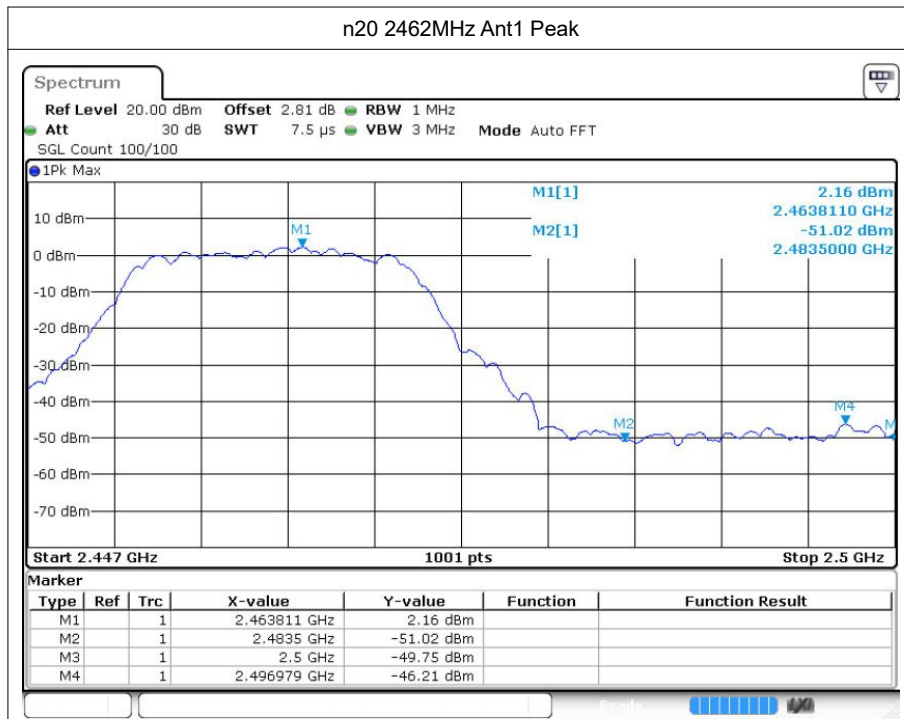


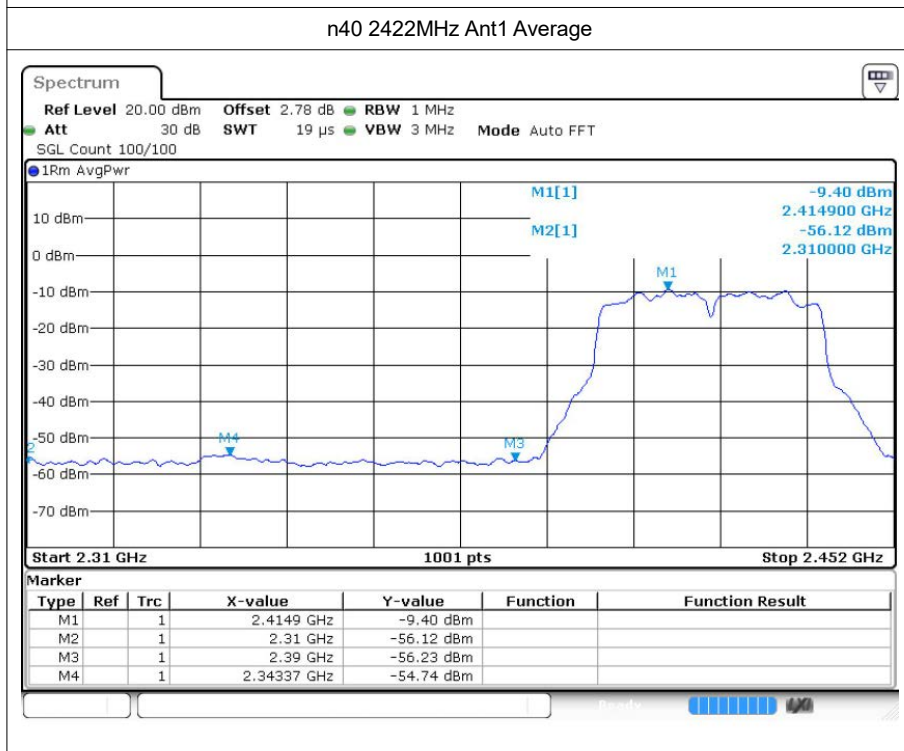
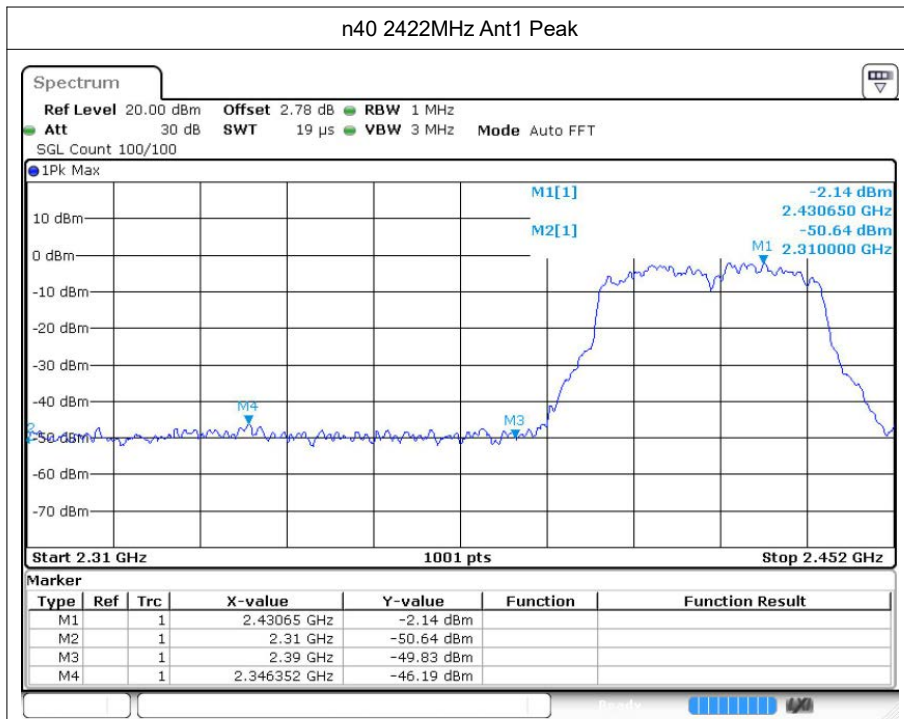


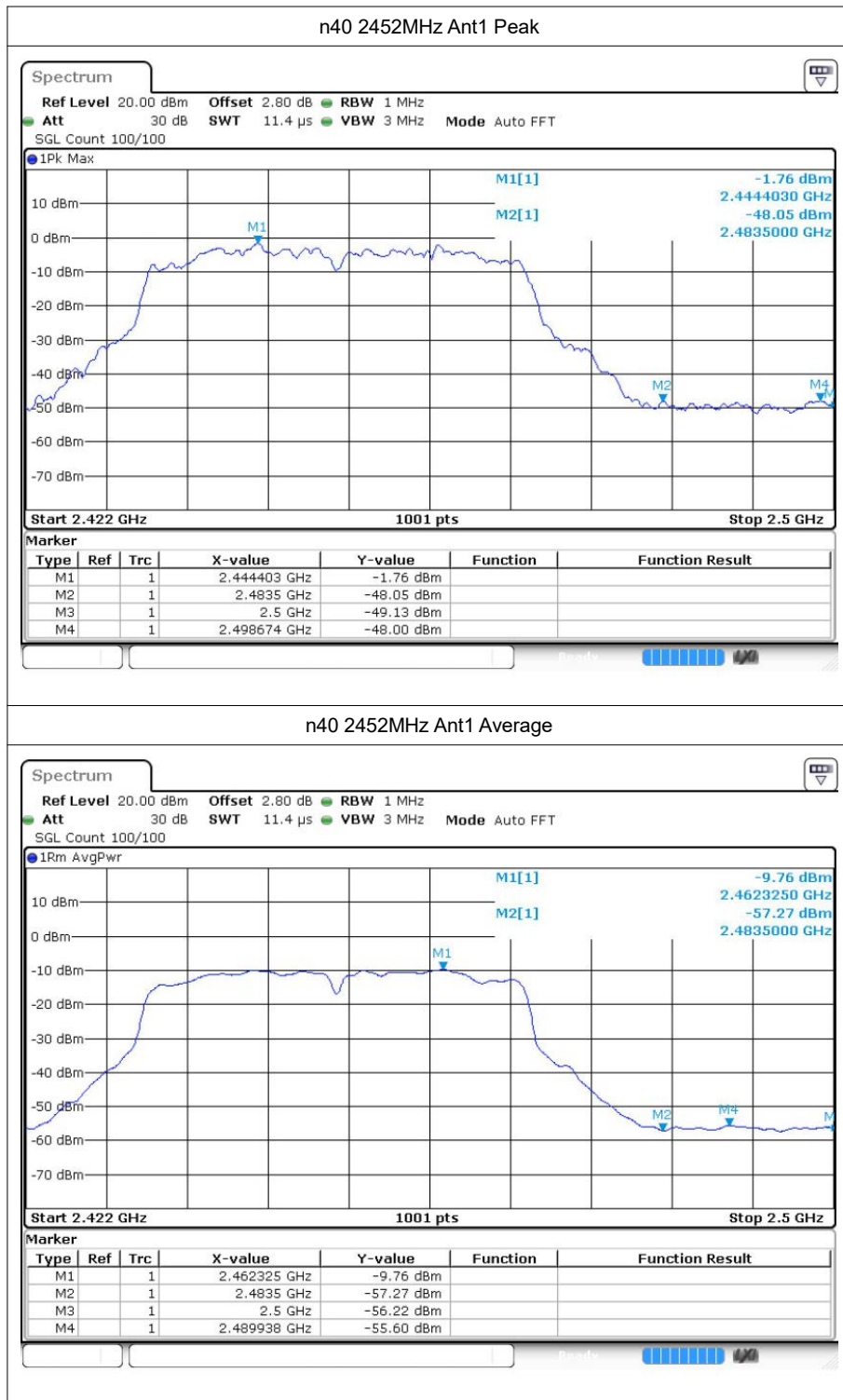












---The End---