



Appendix F: Band edge measurements

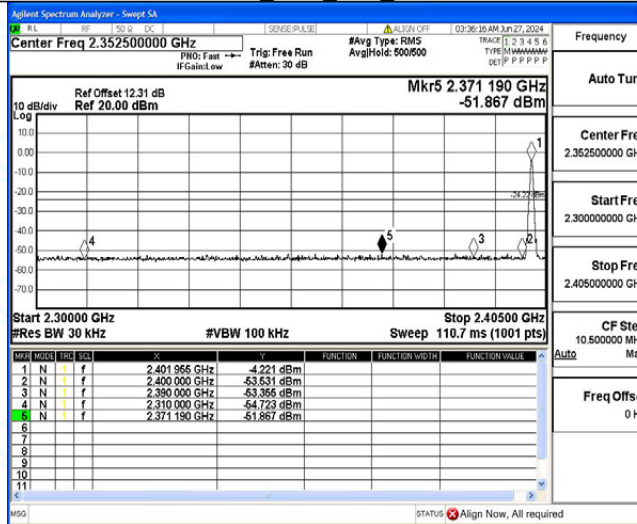
Test Result

Test Mode	Antenna	Ch Name	Freq(MHz)	Ref Level [dBm]	Result [dBm]	Limit [dBm]	Verdict
DH5	Ant1	Low	2402	-4.22	-51.87	≤-24.22	PASS
		High	2480	-7.43	-52.17	≤-27.43	PASS
		Low	Hop_2402	-4.55	-51.7	≤-24.55	PASS
		High	Hop_2480	-7.07	-51.99	≤-27.07	PASS
2DH5	Ant1	Low	2402	-5.66	-52.01	≤-25.66	PASS
		High	2480	-8.40	-51.77	≤-28.4	PASS
		Low	Hop_2402	-5.83	-52.39	≤-25.83	PASS
		High	Hop_2480	-7.89	-51.53	≤-27.89	PASS
3DH5	Ant1	Low	2402	-4.40	-51.81	≤-24.4	PASS
		High	2480	-7.47	-52.03	≤-27.47	PASS
		Low	Hop_2402	-6.65	-52.27	≤-26.65	PASS
		High	Hop_2480	-8.10	-51.68	≤-28.1	PASS

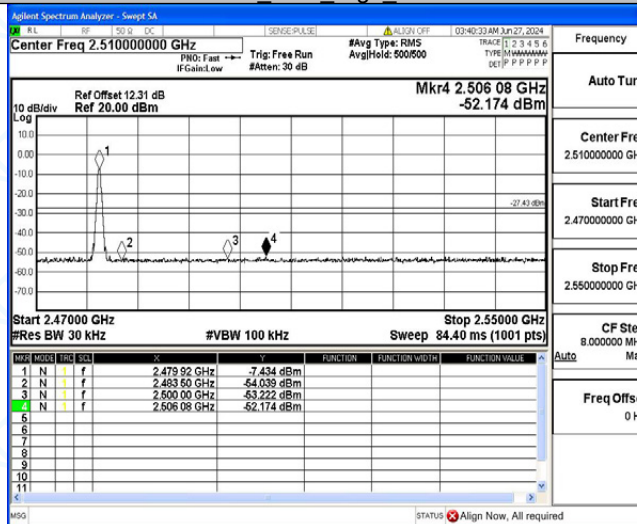


Test Graphs

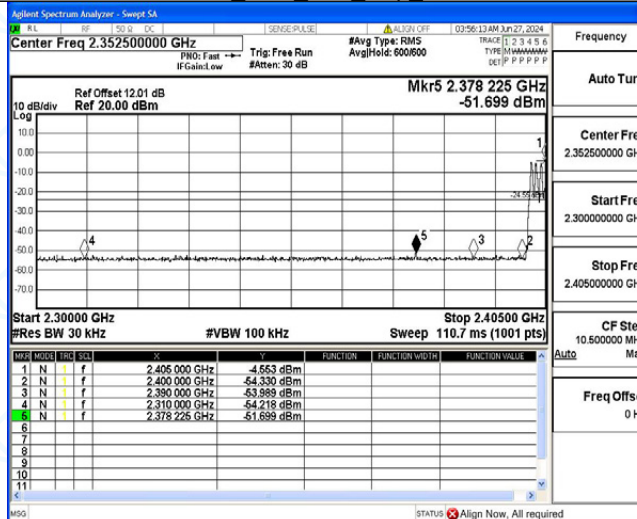
DH5_Ant1_Low_2402



DH5_Ant1_High_2480

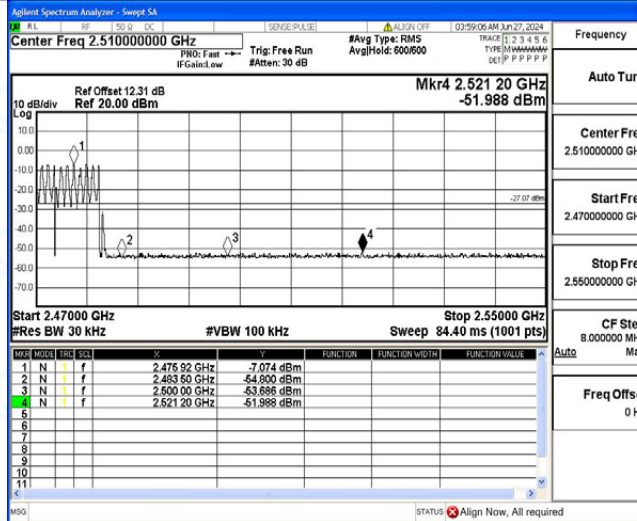


DH5_Ant1_Low_Hop_2402

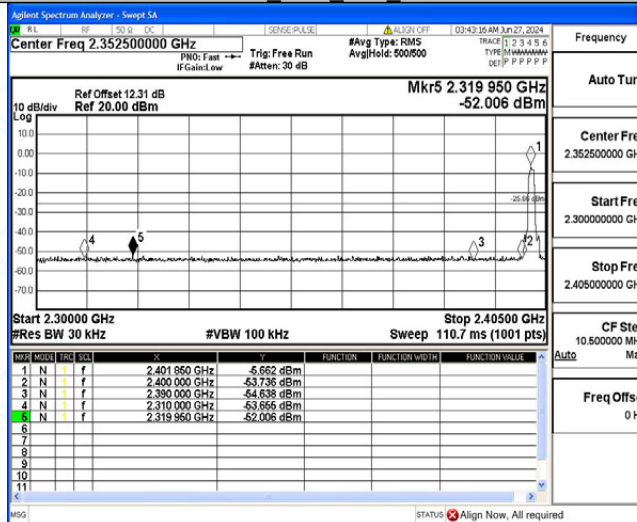




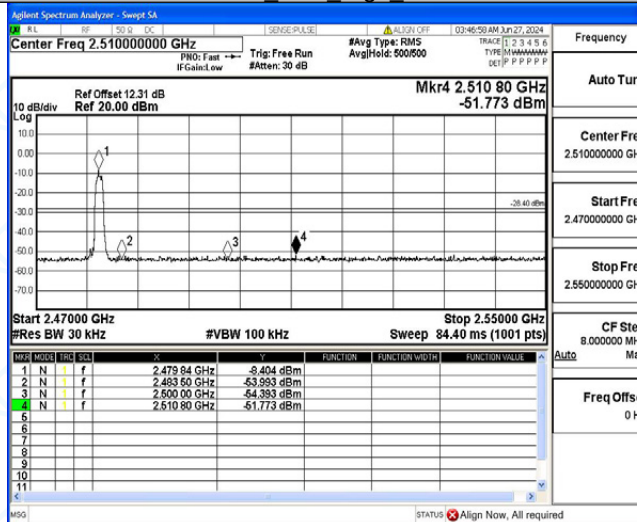
DH5_Ant1_High_Hop_2480



2DH5_Ant1_Low_2402

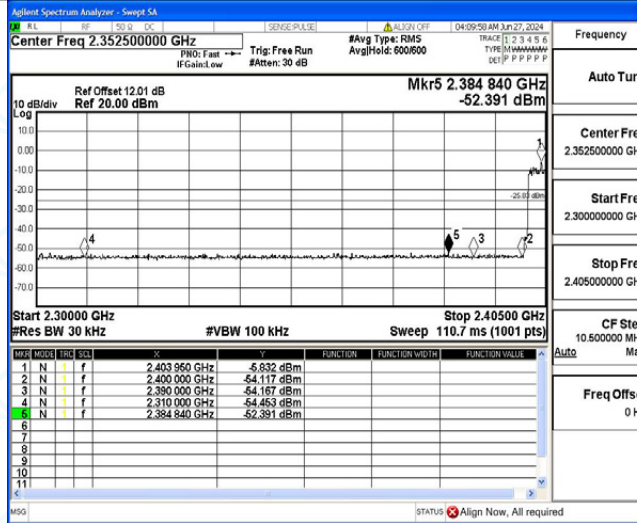


2DH5_Ant1_High_2480

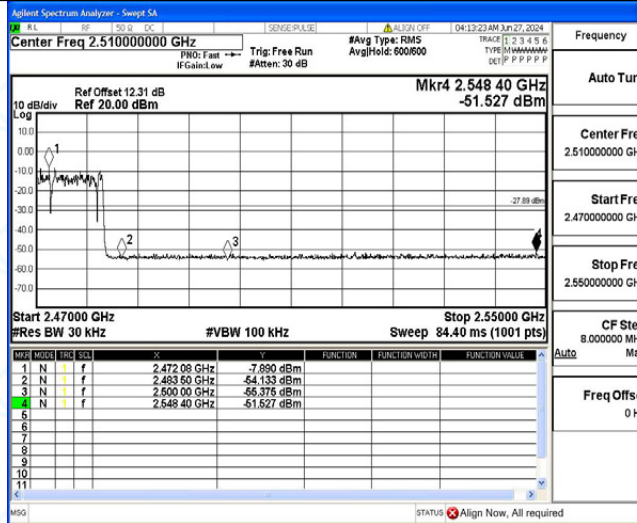




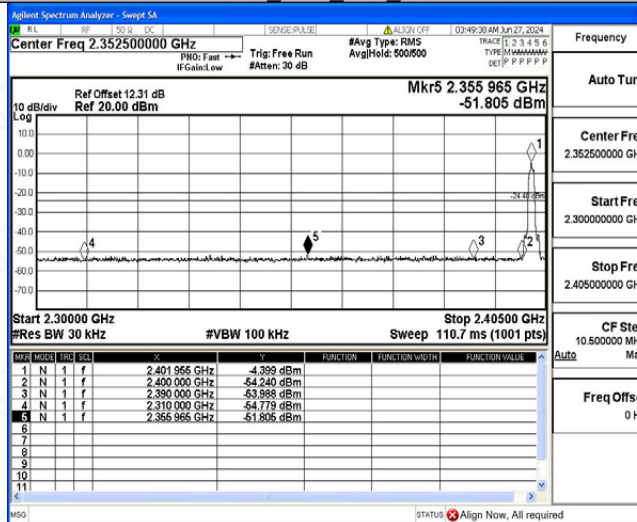
2DH5 Ant1 Low Hop 2402



2DH5 Ant1 High Hop 2480

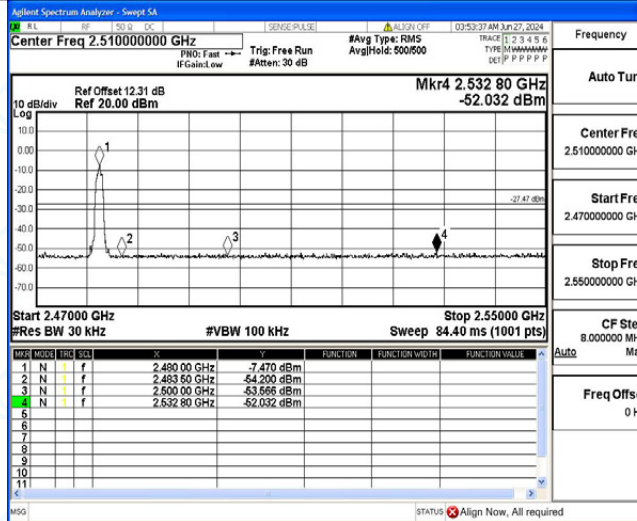


3DH5 Ant1 Low 2402

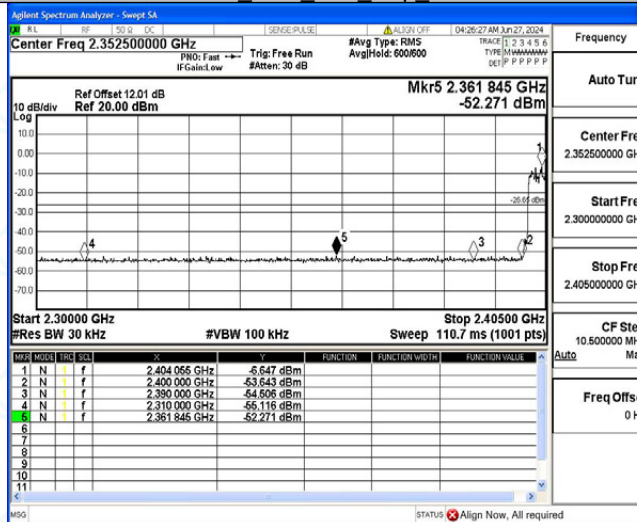




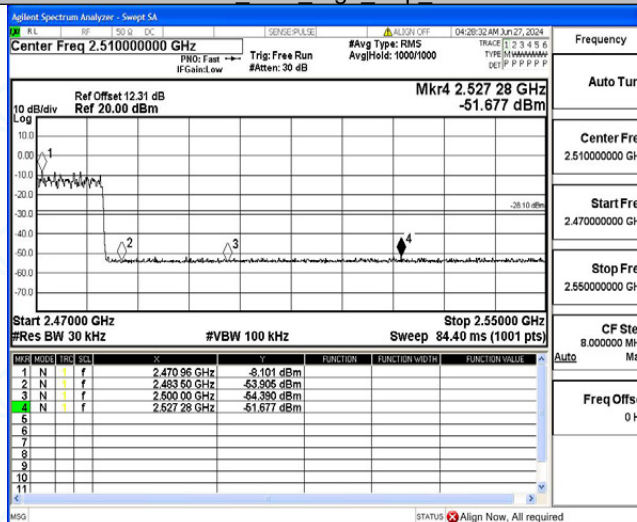
3DH5 Ant1_High_2480



3DH5 Ant1_Low_Hop_2402



3DH5 Ant1_High_Hop_2480



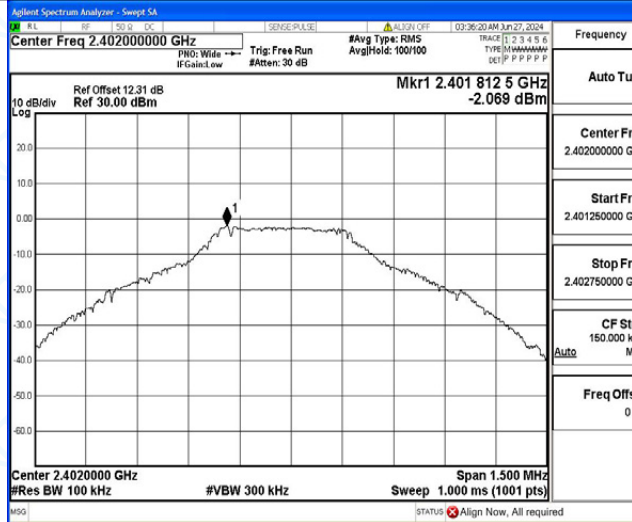
**Appendix F: Conducted Spurious Emission****Test Result**

Test Mode	Antenna	Freq(MHz)	Freq Range [MHz]	Ref Level [dBm]	Result [dBm]	Limit [dBm]	Verdict
DH5	Ant1	2402	Reference	-2.07	-2.07	---	PASS
			30~1000	-2.07	-59.23	≤-22.07	PASS
			1000~26500	-2.07	-43.99	≤-22.07	PASS
		2441	Reference	-3.84	-3.84	---	PASS
			30~1000	-3.84	-59.41	≤-23.84	PASS
			1000~26500	-3.84	-47.72	≤-23.84	PASS
		2480	Reference	-5.21	-5.21	---	PASS
			30~1000	-5.21	-59.03	≤-25.21	PASS
			1000~26500	-5.21	-49.2	≤-25.21	PASS
2DH5	Ant1	2402	Reference	-1.95	-1.95	---	PASS
			30~1000	-1.95	-59.29	≤-21.95	PASS
			1000~26500	-1.95	-46.39	≤-21.95	PASS
		2441	Reference	-3.38	-3.38	---	PASS
			30~1000	-3.38	-59.38	≤-23.38	PASS
			1000~26500	-3.38	-48.76	≤-23.38	PASS
		2480	Reference	-5.14	-5.14	---	PASS
			30~1000	-5.14	-58.93	≤-25.14	PASS
			1000~26500	-5.14	-49.19	≤-25.14	PASS
3DH5	Ant1	2402	Reference	-1.70	-1.70	---	PASS
			30~1000	-1.70	-59.51	≤-21.7	PASS
			1000~26500	-1.70	-45.83	≤-21.7	PASS
		2441	Reference	-3.14	-3.14	---	PASS
			30~1000	-3.14	-58.97	≤-23.14	PASS
			1000~26500	-3.14	-46.51	≤-23.14	PASS
		2480	Reference	-4.99	-4.99	---	PASS
			30~1000	-4.99	-59.23	≤-24.99	PASS
			1000~26500	-4.99	-49.43	≤-24.99	PASS

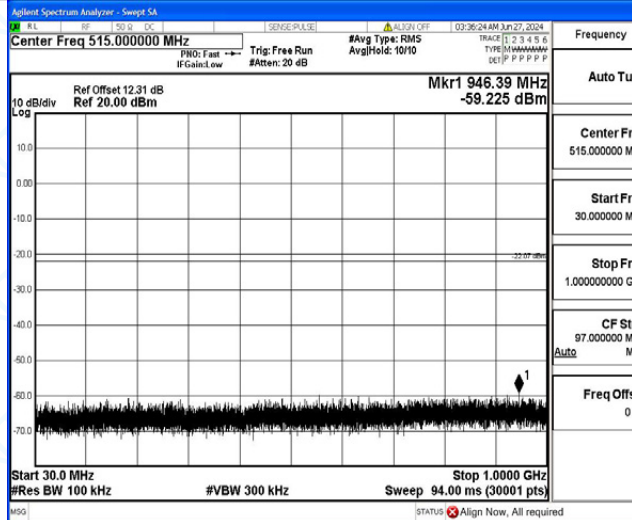


Test Graphs

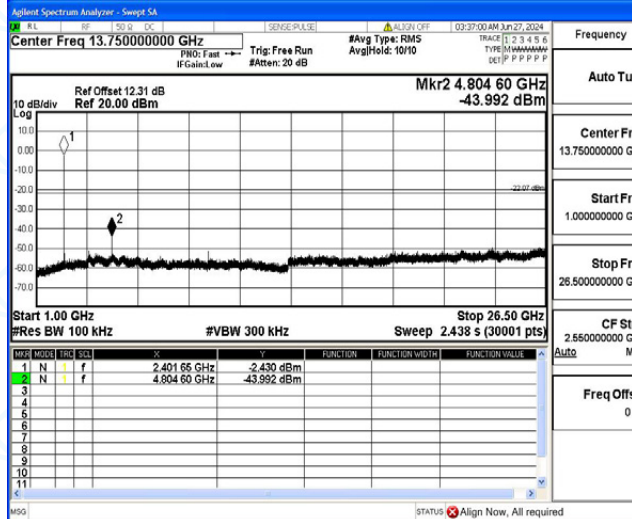
DH5_Ant1_2402_0~Reference



DH5_Ant1_2402_30~1000

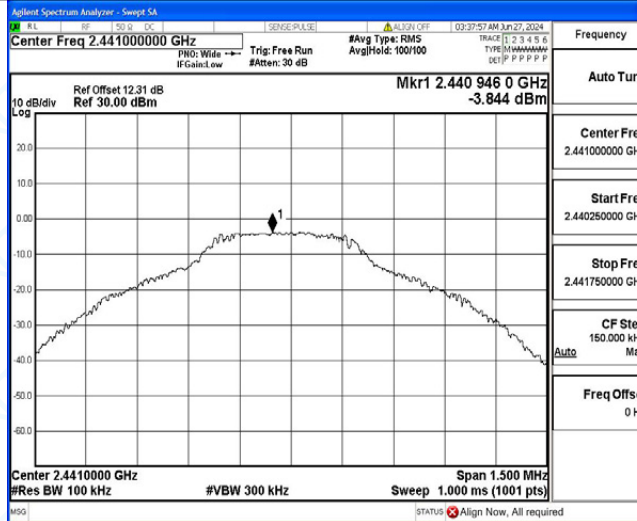


DH5_Ant1_2402_1000~26500

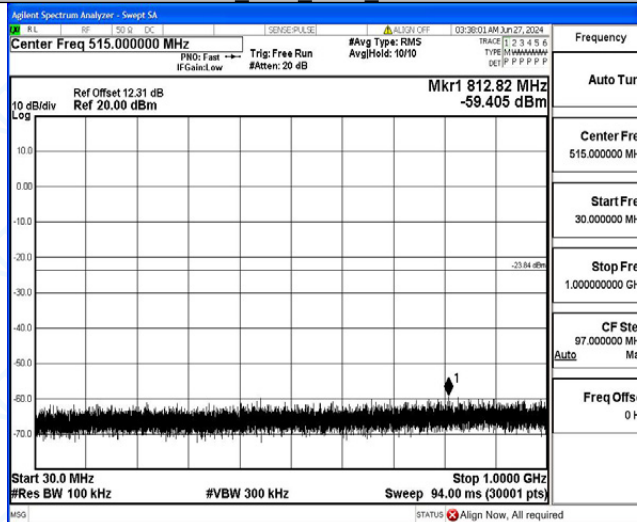




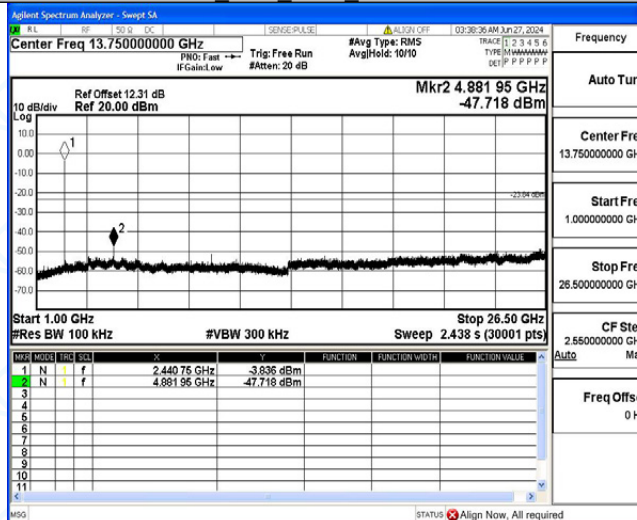
DH5_Ant1_2441_0~Reference



DH5_Ant1_2441_30~1000

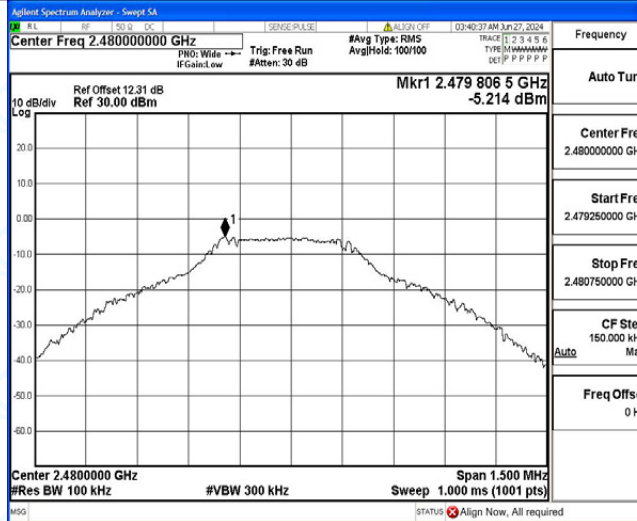


DH5_Ant1_2441_1000~26500

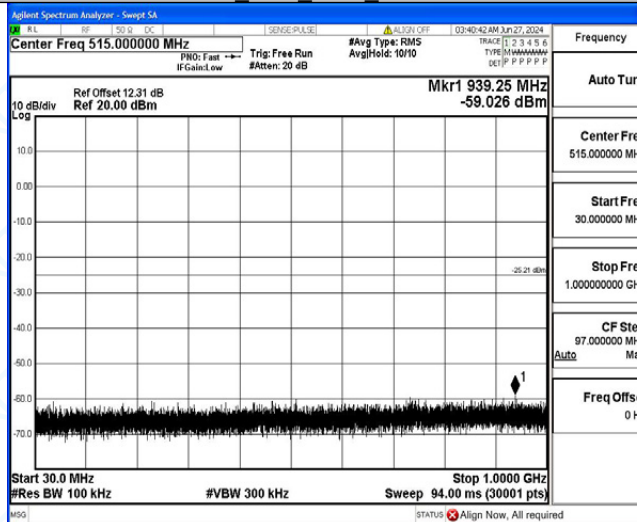




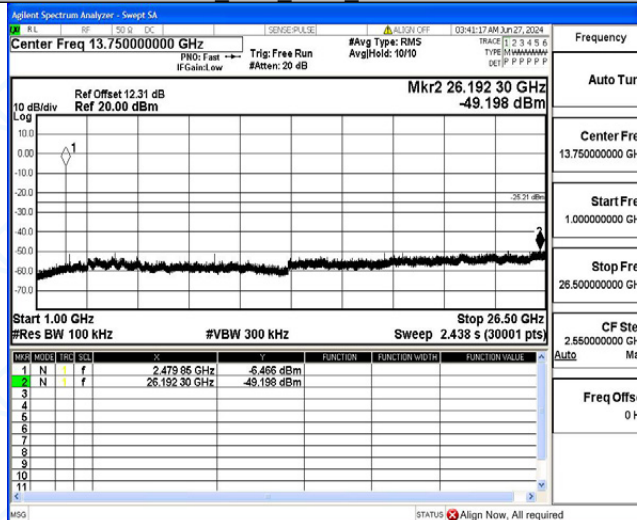
DH5_Ant1_2480_0~Reference



DH5_Ant1_2480_30~1000

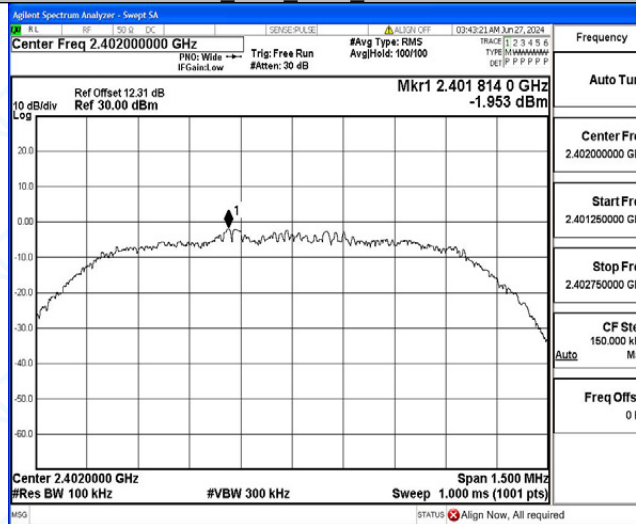


DH5_Ant1_2480_1000~26500

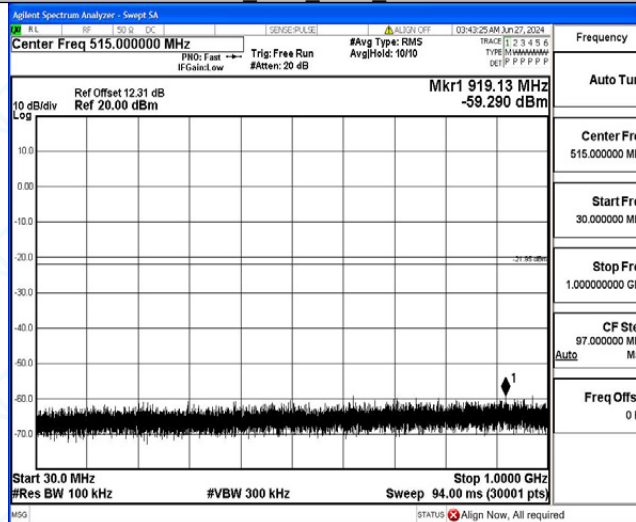




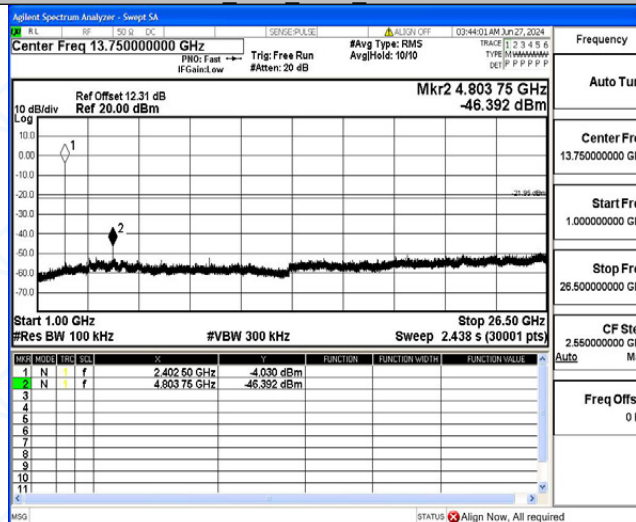
2DH5_Ant1_2402_0~Reference



2DH5_Ant1_2402_30~1000

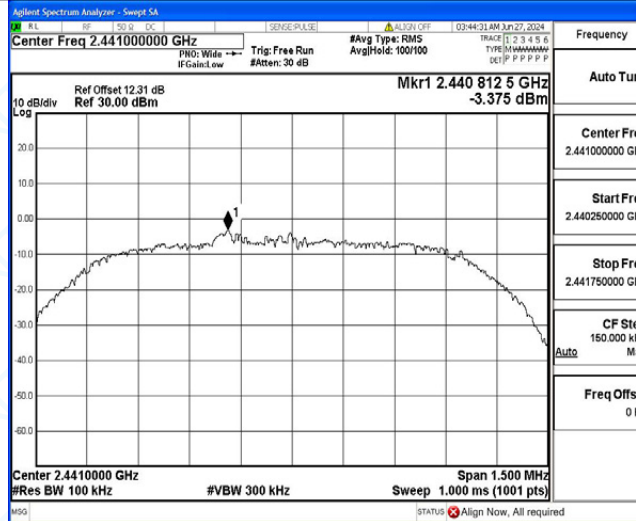


2DH5_Ant1_2402_1000~26500

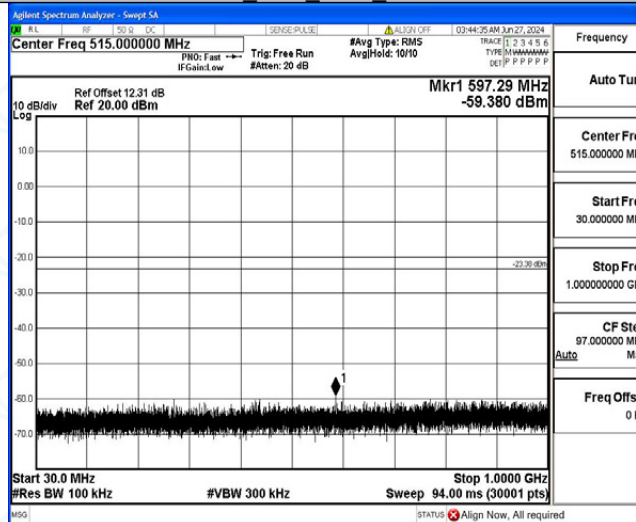




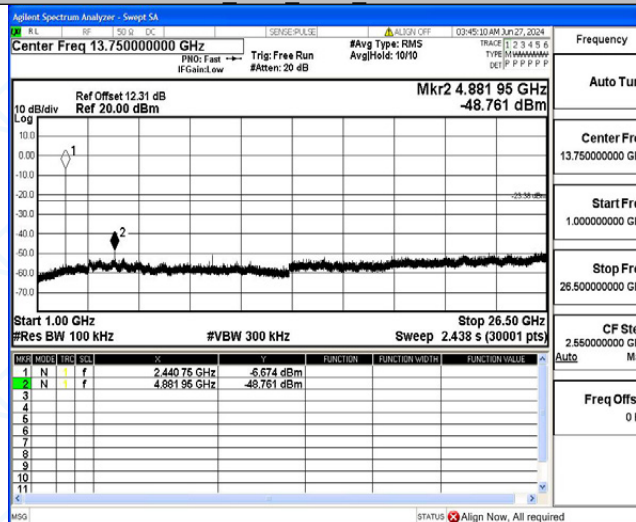
2DH5_Ant1_2441_0~Reference



2DH5_Ant1_2441_30~1000

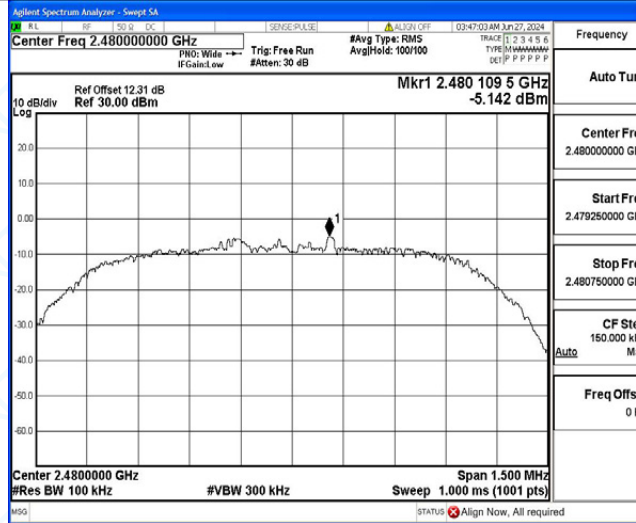


2DH5_Ant1_2441_1000~26500

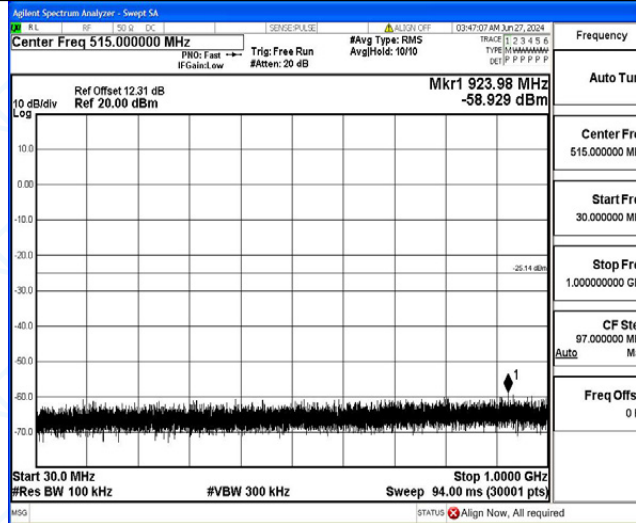




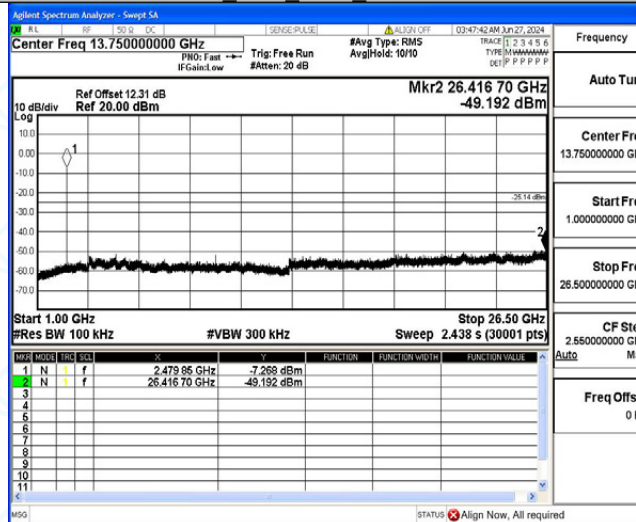
2DH5 Ant1 2480 0~Reference



2DH5 Ant1 2480 30~1000

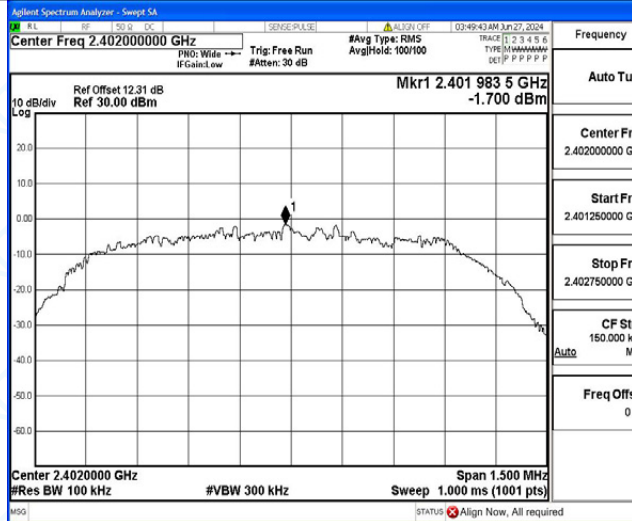


2DH5 Ant1 2480 1000~26500

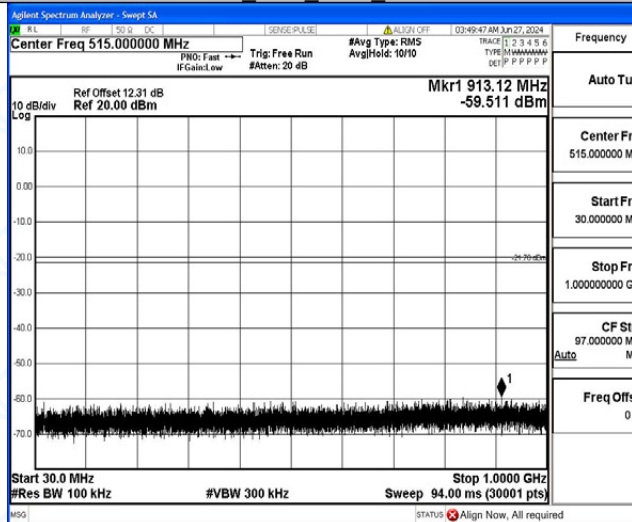




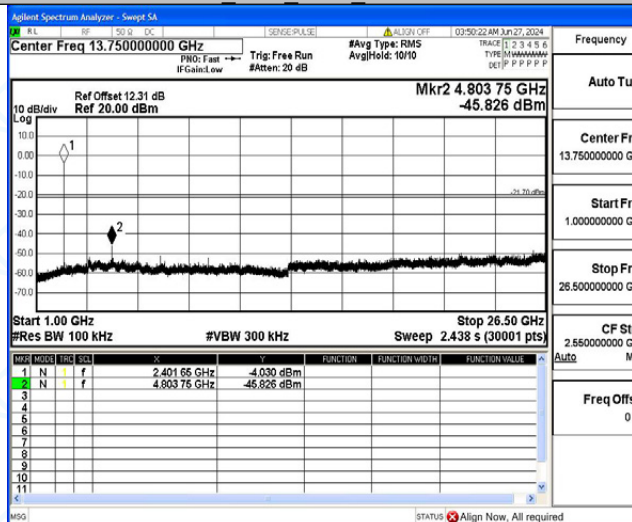
3DH5_Ant1_2402_0~Reference



3DH5_Ant1_2402_30~1000

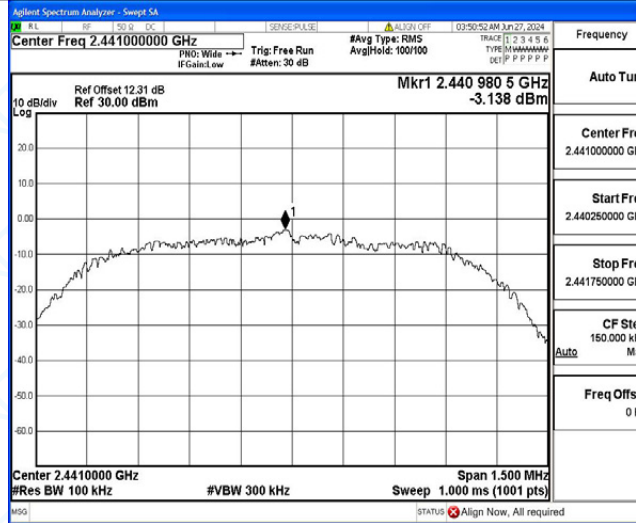


3DH5_Ant1_2402_1000~26500

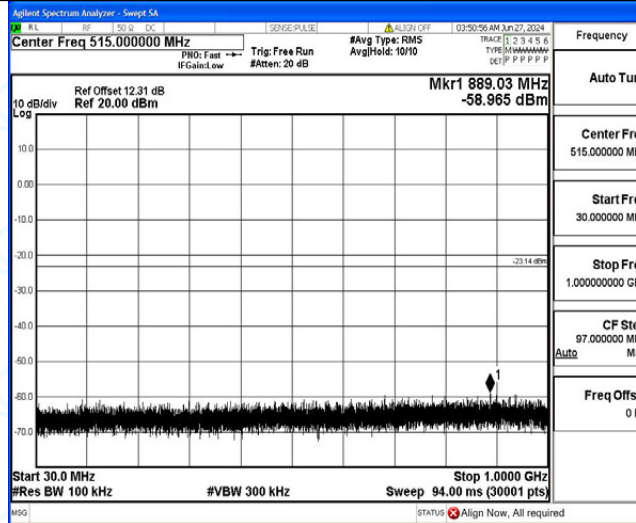




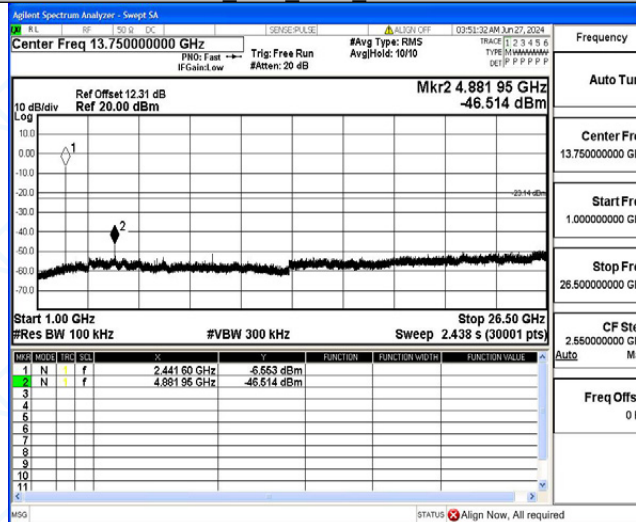
3DH5_Ant1_2441_0~Reference



3DH5_Ant1_2441_30~1000

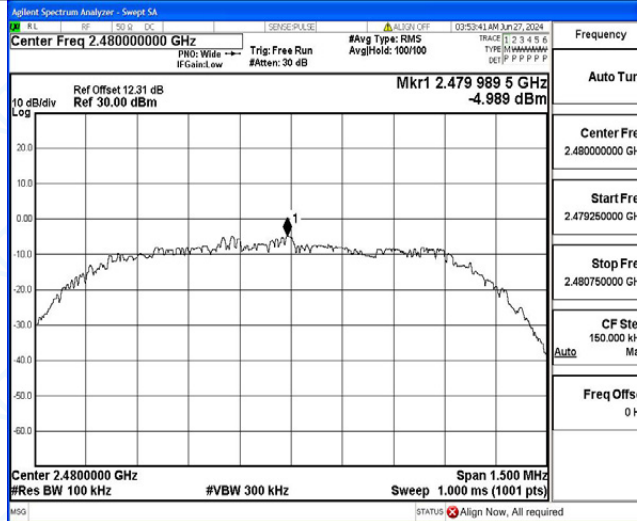


3DH5_Ant1_2441_1000~26500

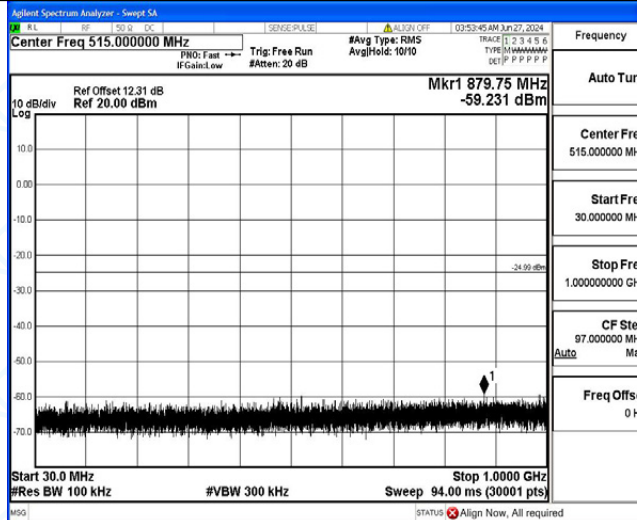




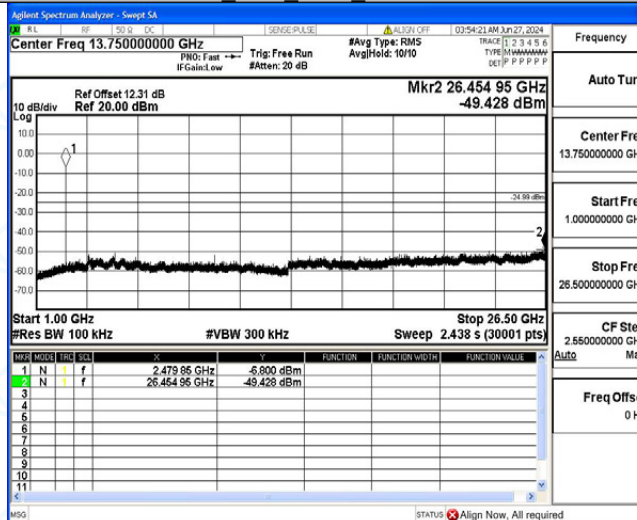
3DH5_Ant1_2480_0~Reference



3DH5_Ant1_2480_30~1000



3DH5_Ant1_2480_1000~26500



The End Report

Dongguan DN Testing Co., Ltd.

Add: No. 1, West Fourth Street, Xingfa South Road, Wusha Community, Chang 'an Town, Dongguan City, Guangdong P.R.China

Web: www.dn-testing.com

Tel:+86-769-88087383

E-mail: service@dn-testing.com