



A121

Antenna Datasheet v1.2



Table of Contents

1 Revision History 3

2 A121 Antenna specification 4



1 Revision History

Revision	Comment
v1.0	Released version



2 A121 Antenna specification

The antennas (Tx, Rx) are integrated in the A121 package (AiP).

A111 Antenna specification	Description
Number of antennas	1 Tx, 1 Rx
Type of antenna	Folded dipole antennas, integrated in package (AiP)
Frequency range	57-64 GHz
Antenna peak gain	6 dBi

Table 2.1 A111 Antenna specification

Antenna in Package (AiP) dimensions are shown in figure 2.1.

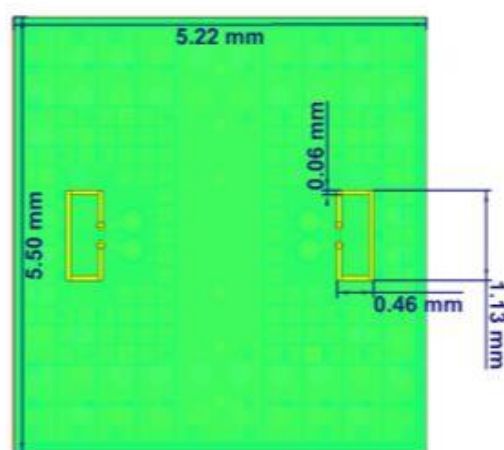


Figure 2.1 A121 Antenna in Package (AiP) dimensions



The A121 radiation pattern, Horizontal plane and Elevation plane, is shown in figure 2.2 and figure 2.3.

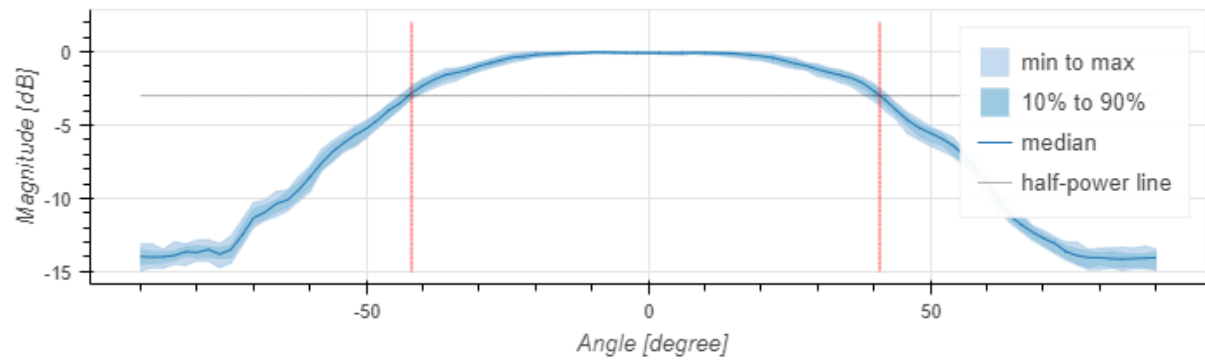


Figure 2.2 A121 normalized radiation pattern at H-plane

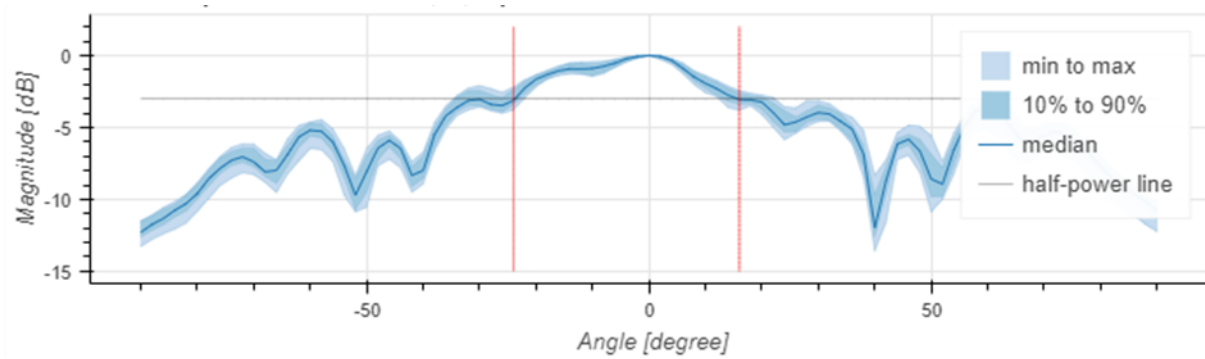


Figure 2.3 A121 normalized radiation pattern at E-plane



Acconeer AB
Västra Varvsgatan 19
211 77 Malmö
Sweden

www.acconeer.com
info@acconeer.com
+46 10 218 92 00