

100 mm

35 mm

MINISO

MINISO-X81
WIRELESS EARBUD

70 mm

Accessory box
Built-in instruction manual, certificate of conformity

60 mm

此处开孔

62mm

92mm



MINISO-X81
WIRELESS EARBUD

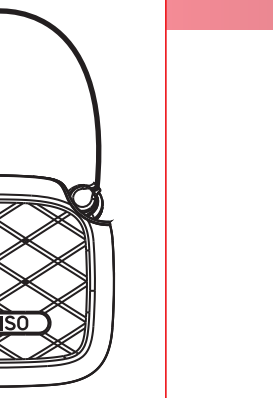
CATALOGUE

- 01 How to wear headphones correctly 5
- 02 Product Introduction 8
- 03 Touch Operation 9
- 04 Item list 18
- 05 Warranty Statement 21

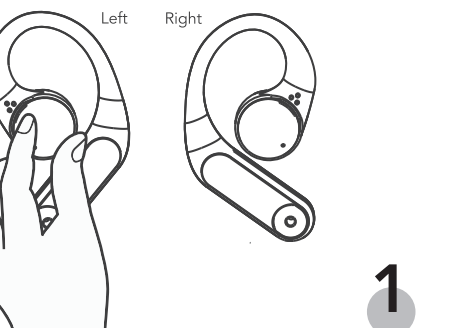
Welcome to MINISO Wireless Earphones

Take out and pair it

When using for the first time, take out the left and right earphones at the same time. When the white light and ice blue light of the earphones flash alternately, the earphones will enter the automatic pairing mode.



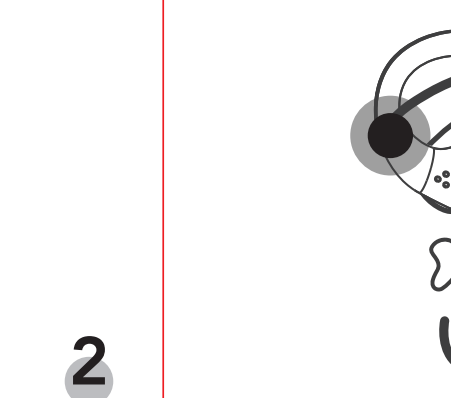
How to wear headphones correctly



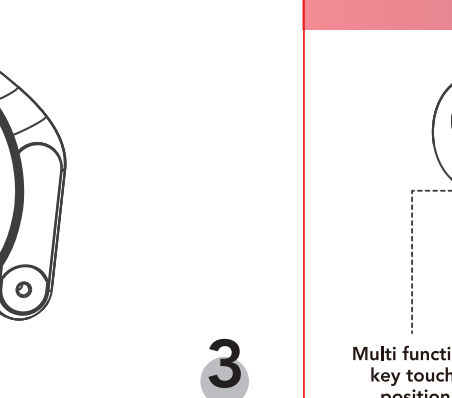
1 3



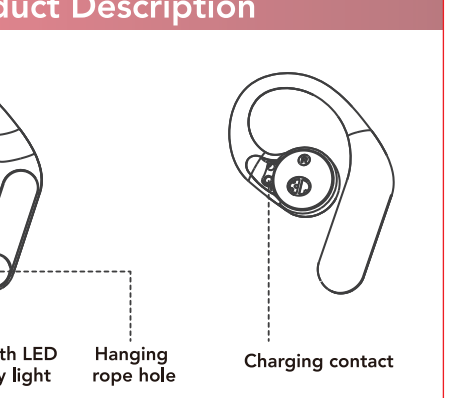
2 4



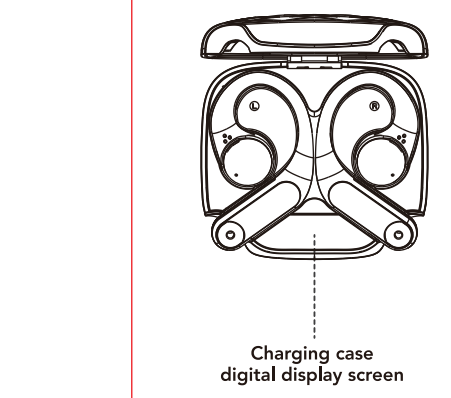
3 5



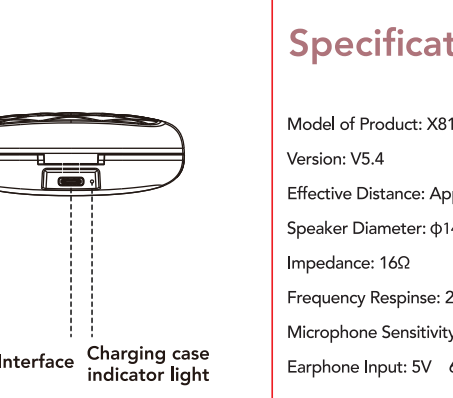
4 6



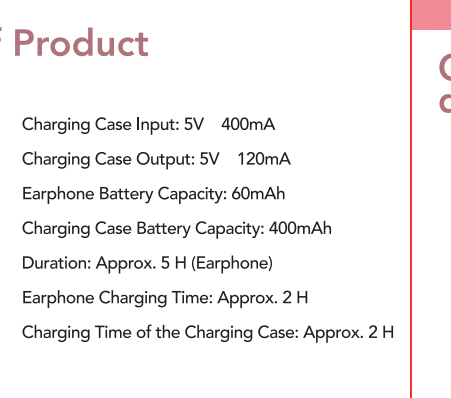
5 7



6 8



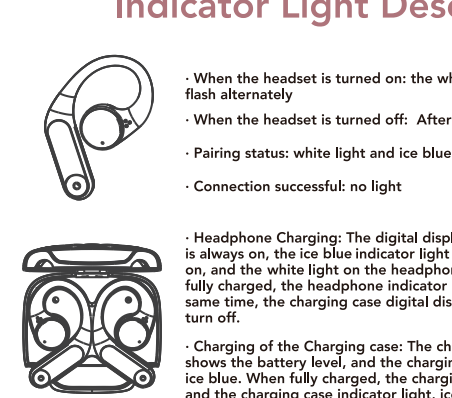
7 9



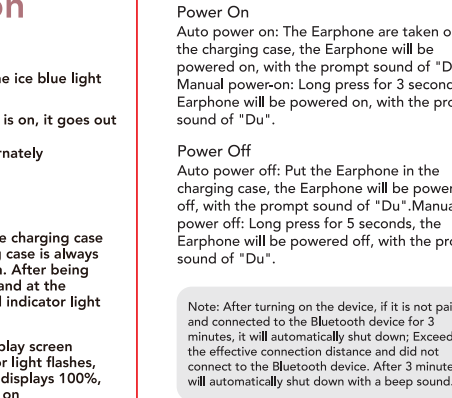
8 10



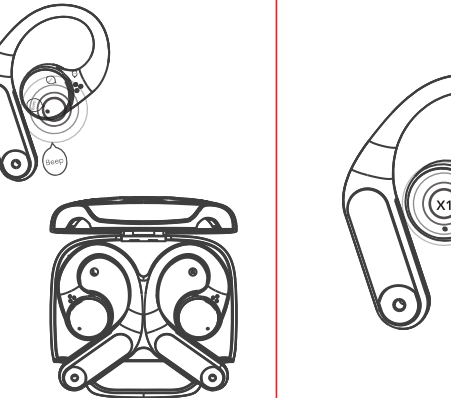
9 11



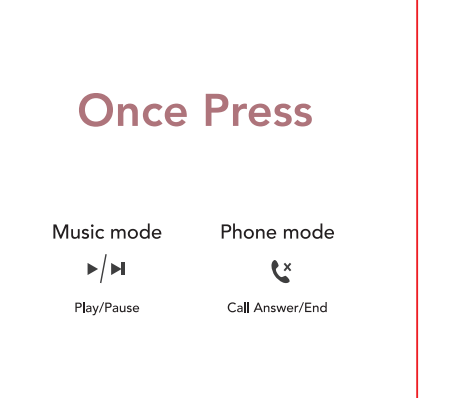
10 12



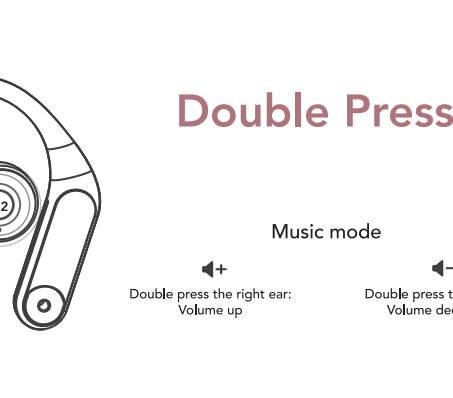
11 13



12 14



13 15



14 16



15 17

16 18

17 19

18 20

19 21

20 22

21 23

22 24

23 25

24 26

25 27

26 28

27 29

28 30

29 31

30 32

31 33

32 34

33 35

34 36

35 37

36 38

37 39

38 40

39 41

40 42

41 43

42 44

43 45

44 46

45 47

46 48

47 49

48 50

49 51

50 52

51 53

52 54

53 55

54 56

55 57

56 58

57 59

58 60

59 61

60 62

61 63

62 64

63 65

64 66

65 67

66 68

67 69

68 70

69 71

70 72

71 73

72 74

73 75

74 76

75 77

76 78

77 79

78 80

79 81

80 82

81 83

82 84

83 85

84 86

85 87

86 88

87 89

88 90

89 91

90 92

91 93

92 94

93 95

94 96

95 97

96 98

97 99

98 100

99 101

100 102

101 103

102 104

103 105

104 106

105 107

106 108

107 109

108 110

109 111

110 112

111 113

112 114

113 115

114 116

115 117

116 118

117 119

118 120

119 121

120 122

121 123

122 124

123 125

124 126

125 127

126 128

127 129

128 130

129