



ElderLife Instruction Manual

Table of Contents

Safety Messages

Preface.....	3
Notice.....	4
Safety.....	5
Infant vs. Adult Usage.....	6

Product Information

Product Contents.....	7
Product Description.....	7
Technical Specifications.....	8
Product Diagram.....	9-10

How To Use

Operation Instructions.....	11-18
Frequently Asked Questions.....	19

Preface

- Please read the usage instructions and warning in this instruction manual carefully to ensure safe and effective use of ElderLife.
- If you encounter any problems , please visit our website www.fortune-collection.com for customer support.

Notice

- This product is meant for the elderly, infants, and adults who are unable to fully take care of themselves.
- This product is recommended for indoor use only.
- The main purpose of this product is for remote monitoring of the user's condition. The sensor is not a substitute for treatment or healthcare.

Safety

- Secure the sensor firmly to prevent accidental swallowing by children.
- Do not tamper or modify the sensor in any way.
- Do not use the sensor with MRI or CAT scanners.
- No replacement/serviceable parts are provided with the sensor , the user may replace the battery with CR2025 button batteries.
- Keep the sensor in room temperature conditions , avoid prolonged exposure to high temperatures .Avoid prolonged contact with water during cleaning to prevent sensor inaccuracy.

ElderLife for Infants

- Use adhesive to attach the sensor onto the diaper for infants.

ElderLife for Adults

- Carefully pierce the hook into the diaper , then use the adhesive to secure the sensor.

Product Contents

- One ElderLife sensor
- 10 ElderLife adhesive
- One product manual


Product Description

ElderLife is a smart diaper product for wet diaper detection. The product includes a reusable electronic sensor device and an application. The sensor is attached to the outside of diaper and is paired with a smartphone . When diaper is wet, the sensor sends a signal to the phone.

Technical Specifications

- Transmission Range: Approximately 10 meters, open rooms work better
- Temperature/Humidity Accuracy : 0.4° C/3%RH (Relative Humidity)
- Battery: CR2025 3V 150mA
- Operating Platform Requirements: (phones/tablets) : Android 4.3 or above, iOS: iOS 7.0 or above+

Product Diagram



Operation Instructions

1、 On/Off

- a. Turn On: Hold the on/off switch for 2 seconds until LED 2 turns green.
- b. Turn Off: Hold the on/off switch for 2 seconds until LED1 turns red.


2、 Attaching Sensor to Diaper

- a. For Infants: Stick the sensor onto the ElderLife Adhesive, then stick the sensor onto outside of diaper.
- b. For Adults: Use the hook to make an incision on outside of diaper , then insert the hook into the incision . Use the ElderLife Adhesive to secure the sensor on the diaper.
- c. Attaching Location: As shown in the figure , the sensor is attached at lower front side of the diaper .



3、 Bluetooth Pairing

- a. Download the ElderLife application on the Google Play or Apple APP Store.
- b. Enter the ElderLife application on your device.
- c. Ensure that Bluetooth is turned on for your device.
- d. Press the CONNECT button shown as in the picture.



e. After connecting successfully , nearby devices and connection strength will be shown as in the picture .



f. Select a sensor to see information about the sensor's battery percentage . A cellphone can only pair one sensor at a time.


g. Once the RH is above 80, the app will notify the user to change the diaper with an alarm.

4、 Cleaning

- a. It is recommended to clean the sensor lightly with rubbing alcohol after each use.
- b. Replace the ElderLife adhesive with a new one every time for best results.


5. Battery Replacement

a. Use a fingernail or a small flathead screwdriver to pry the back cover off .



b. Remove the old CR2025 battery. Replace it with a new CR2025 battery with positive facing up.

c. Press the back cover back on.



Frequently Asked Questions

Q: Why did the sensor disconnect from my phone?

A: The Bluetooth BLE protocol has limitations on the amount of obstructions in the operating environment . Please make sure the operating environment is unobstructed as possible.

NOTE: This equipment has been tested and found to comply with the limits for a Class B digital device, pursuant to part 15 of the FCC Rules. These limits are designed to provide reasonable protection against harmful interference in a residential installation. This equipment generates uses and can radiate radio frequency energy and, if not installed and used in accordance with the instructions ,may cause harmful interference to radio communications. However , there is no guarantee that interference will not occur in a particular installation .if this equipment does cause harmful interference to radio or television reception ,which can be determined by turning the equipment off and on ,the user is encouraged to try to correct the interference by one or more of the following measures:

- Reorient or relocate the receiving antenna.
- Increase the separation between the equipment and receiver.
- Connect the equipment into an outlet on a circuit different from that to which the receiver is connected.
- Consult the dealer or an experienced radio/TV technician for help.

Changes or modifications not expressly approved by the party responsible for compliance could void the user's authority to operate the equipment.

This device complies with Part 15 of the FCC Rules .operation is subject to the following two conditions:

(1)this device may not cause harmful interference, and (2)this device must accept any interference received ,including interference that may cause undesired operation.



Terms & Conditions

To use ElderLife products and mobile applications, you must accept the terms and conditions set forth below. Please read these terms in full before using our website and mobile applications.

You may only access our mobile applications by downloading it from the Apple App Store or Google Play. These Terms are only applicable to the use of our website and mobile applications. We do not have any control over third-party websites or applications, and as such, we disclaim all liability from your use of those third-party websites and applications. You should be sure to review any third-party website's terms of use and conditions and privacy policies when you choose to download our mobile application through such third-party website.

This app utilizes the Bluetooth feature of your device in order to connect to the ElderLife Smart Sensor. By using this app, you are consenting to Bluetooth pairing with the ElderLife sensor. Our application also utilizes notifications to alert the user. By accepting notifications after download the app, you are consenting to notifications and alerts on your device. Mandatory updates may also be required in order to use the app. To continue using the app, you should be able and willing to update the app when required.

While every effort is made to ensure the timeliness and accuracy of our website and mobile application content and services, we make no warranties either express or implied, and assume no liability or responsibility for the completeness, use, accuracy, reliability, correctness, timeliness or usefulness, of any of the results obtained from such use.

We take all reasonable steps to ensure that our website and mobile application are available 24 hours every day, 365 days per year. However, websites and mobile applications do sometimes encounter downtime due to server and other technical issues. Therefore, we will not be liable if our site or applications are unavailable at any time.

You acknowledge that you understand and assume full responsibility for the risks associated with the use of our website and/or mobile applications and the services offered by each, and that the use of such is at your own risk. ElderLife is not liable to you, or any third party, for any decision made or action taken by you or any third party based on

information contained on our website and/or mobile application and the services offered by each.

Any disputes arising therefrom shall be construed and interpreted under the laws of the State of California, and applicable United States federal laws. Use of our website and mobile application constitutes agreement of the user to the jurisdiction of the state and federal courts located therein.

These Terms, together with the Privacy Policy, and any legal notices published by us on the ElderLife products or mobile applications, shall constitute the entire agreement between us concerning use of our products and mobile applications.

ElderLife

ElderLife