

RF EXPOSURE EVALUATION REPORT

Report No.: SHE24060051-01CE

Date: 2024-08-13

Page 1 of 11

Applicant : Cibes Lift AB (Jiaxing) Co.,Ltd
Address of Applicant : Building F, Baodi(Jiaxing) International Industrial Park,
Wanguo Road, Jiaxing, China

Product Name : REMOTE CONTROL
Brand Name : Cibes
Model Name : LRC242
Sample Acquisition Method : Sent by Client
Sample No. : E24060051-01#02

FCC ID : 2BHC5LRC242

Standard : FCC Part 2.1093

Date of Receipt : 2024-06-17
Date of Test : 2024-08-06~ 2024-08-12
Date of Issue : 2024-08-13

Remark:

This report details the results of the testing carried out on one sample, the results contained in this report do not relate to other samples of the same product. The manufacturer should ensure that all products in series production are in conformity with the product sample detailed in this report.

Prepared by:



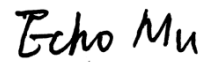
(Erik Yang)

Reviewed by:



(Jennifer Zhou)

Approved by:



(Authorized signatory: Echo Mu)

RF EXPOSURE EVALUATION REPORT

Report No.: SHE24060051-01CE

Date: 2024-08-13

Page 2 of 11

Contents

1

GENERAL INFORMATION

3

1.1

TESTING LABORATORY

3

1.2

DETAILS OF APPLICATION

3

1.3

DETAILS OF EUT

3

2

ASSESSMENT METHODS.....

4

3

CONCLUSION

5

4

APPENDIXES

6

4.1

SAMPLE PHOTOGRAPH.....

6

RF EXPOSURE EVALUATION REPORT

Report No.: SHE24060051-01CE

Date: 2024-08-13

Page 3 of 11

1 General Information

1.1 Testing Laboratory

Company Name	ICAS Testing Technology Service (Shanghai) Co., Ltd.
Address	No.1298, Pingan Road, Minhang District, Shanghai, China
Telephone	0086 21-51682999
Fax	0086 21-54711112
Homepage	www.icasiso.com

1.2 Details of Application

Applicant Company Name	Cibes Lift AB (Jiaxing) Co.,Ltd
Address	Building F, Baodi(Jiaxing) International Industrial Park, Wanguo Road, Jiaxing, China
Contact Person	Jacky Wang
Telephone	+86 135 2438 0472
Email	jacky.wang@cibes.cn
Manufacturer Company Name	Cibes Lift AB (Jiaxing) Co.,Ltd
Address	Building F, Baodi(Jiaxing) International Industrial Park, Wanguo Road, Jiaxing, China
Factory Company Name	Cibes Lift AB (Jiaxing) Co.,Ltd
Address	Building F, Baodi(Jiaxing) International Industrial Park, Wanguo Road, Jiaxing, China

1.3 Details of EUT

Product Name	REMOTE CONTROL
Brand Name	Cibes
Test Model Name	LRC242
FCC ID	2BHC5LRC242
Frequency Range	2404MHz ~ 2480MHz
Modulation Type	GFSK
RF Output Power	2.12dBm
Antenna Type	Ceramic Antenna
Antenna Gain	2.64dBi
Hardware Version	MR-HW-8.1B
Software Version	V2.1.0

RF EXPOSURE EVALUATION REPORT

Report No.: SHE24060051-01CE

Date: 2024-08-13

Page 4 of 11

2 Assessment methods

According to KDB 447498 D04 Interim General RF Exposure Guidance v01

Appendix B

Exemptions for Single RF Sources

SAR-based thresholds are derived based on frequency, power, and separation distance of the RF source. The formula defines the thresholds in general for either available maximum time-averaged power or maximum time-averaged ERP, whichever is greater.

If the ERP of a device is not easily determined, such as for a portable device with a small form factor, the applicant may use the available maximum time-averaged power exclusively if the device antenna or radiating structure does not exceed an electrical length of $\lambda/4$.

As for devices with antennas of length greater than $\lambda/4$ where the gain is not well defined, but always less than that of a half-wave dipole (length $\lambda/2$), the available maximum time-averaged power generated by the device may be used in place of the maximum time-averaged ERP, where that value is not known.

The separation distance is the smallest distance from any part of the antenna or radiating structure for all persons, during operation at the applicable ERP. In the case of mobile or portable devices, the separation distance is from the outer housing of the device where it is closest to the antenna.

The SAR-based exemption formula of § 1.1307(b)(3)(i)(B), repeated here as Formula (B.2), applies for single fixed, mobile, and portable RF sources with available maximum time-averaged power or effective radiated power (ERP), whichever is greater, of less than or equal to the threshold P_{th} (mW).

This method shall only be used at separation distances from 0.5 cm to 40 cm and at frequencies from 0.3 GHz to 6 GHz (inclusive). P_{th} is given by Formula (B.2).

$$P_{th} \text{ (mW)} = \begin{cases} ERP_{20 \text{ cm}} (d/20 \text{ cm})^x & d \leq 20 \text{ cm} \\ ERP_{20 \text{ cm}} & 20 \text{ cm} < d \leq 40 \text{ cm} \end{cases} \quad (\text{B.2})$$

where

$$x = -\log_{10} \left(\frac{60}{ERP_{20 \text{ cm}} \sqrt{f}} \right)$$

and f is in GHz, d is the separation distance (cm), and $ERP_{20 \text{ cm}}$ is per Formula (B.1).

$$P_{th} \text{ (mW)} = ERP_{20 \text{ cm}} \text{ (mW)} = \begin{cases} 2040f & 0.3 \text{ GHz} \leq f < 1.5 \text{ GHz} \\ 3060 & 1.5 \text{ GHz} \leq f \leq 6 \text{ GHz} \end{cases} \quad (\text{B.1})$$

RF EXPOSURE EVALUATION REPORT

Report No.: SHE24060051-01CE

Date: 2024-08-13

Page 5 of 11

The example values shown in Table B.2 are for illustration only.

Table B.2—Example Power Thresholds (mW)											
Frequency (MHz)	Distance (mm)										
	5	10	15	20	25	30	35	40	45	50	
	300	39	65	88	110	129	148	166	184	201	217
	450	22	44	67	89	112	135	158	180	203	226
	835	9	25	44	66	90	116	145	175	207	240
	1900	3	12	26	44	66	92	122	157	195	236
	2450	3	10	22	38	59	83	111	143	179	219
	3600	2	8	18	32	49	71	96	125	158	195
	5800	1	6	14	25	40	58	80	106	136	169

3 Conclusion

Per KDB 447498 D04 Interim General RF Exposure Guidance v01 Appendix B, when the minimum test separation distance is 5mm, a distance of 5mm is applied to determine SAR test exclusion. The test exclusion threshold is <2.79mW(f=2.404GHz).
RF Maximum Output Power is 2.12dBm; EIRP=4.76dBm; ERP=EIRP-2.15=2.61dBm
ERP is 2.61dBm (1.82mW) <2.79mW
So SAR testing is not required. RF exposure Evaluation Results: Compliance

RF EXPOSURE EVALUATION REPORT

Report No.: SHE24060051-01CE

Date: 2024-08-13

Page 6 of 11

4 Appendixes

4.1 Sample Photograph



ALL



Front of the sample

RF EXPOSURE EVALUATION REPORT


Report No.: SHE24060051-01CE

Date: 2024-08-13

Page 7 of 11



Rear of the sample



Left of the sample

RF EXPOSURE EVALUATION REPORT

Report No.: SHE24060051-01CE

Date: 2024-08-13

Page 8 of 11



Right of the sample



Top of the sample

RF EXPOSURE EVALUATION REPORT


Report No.: SHE24060051-01CE

Date: 2024-08-13

Page 9 of 11



Bottom of the sample




Open of the sample

RF EXPOSURE EVALUATION REPORT


Report No.: SHE24060051-01CE

Date: 2024-08-13

Page 10 of 11



Internal-1 of the sample




Internal-2 of the sample

RF EXPOSURE EVALUATION REPORT


Report No.: SHE24060051-01CE

Date: 2024-08-13

Page 11 of 11



Internal-3 of the sample



Antenna Position

End of the report