

Appendix A

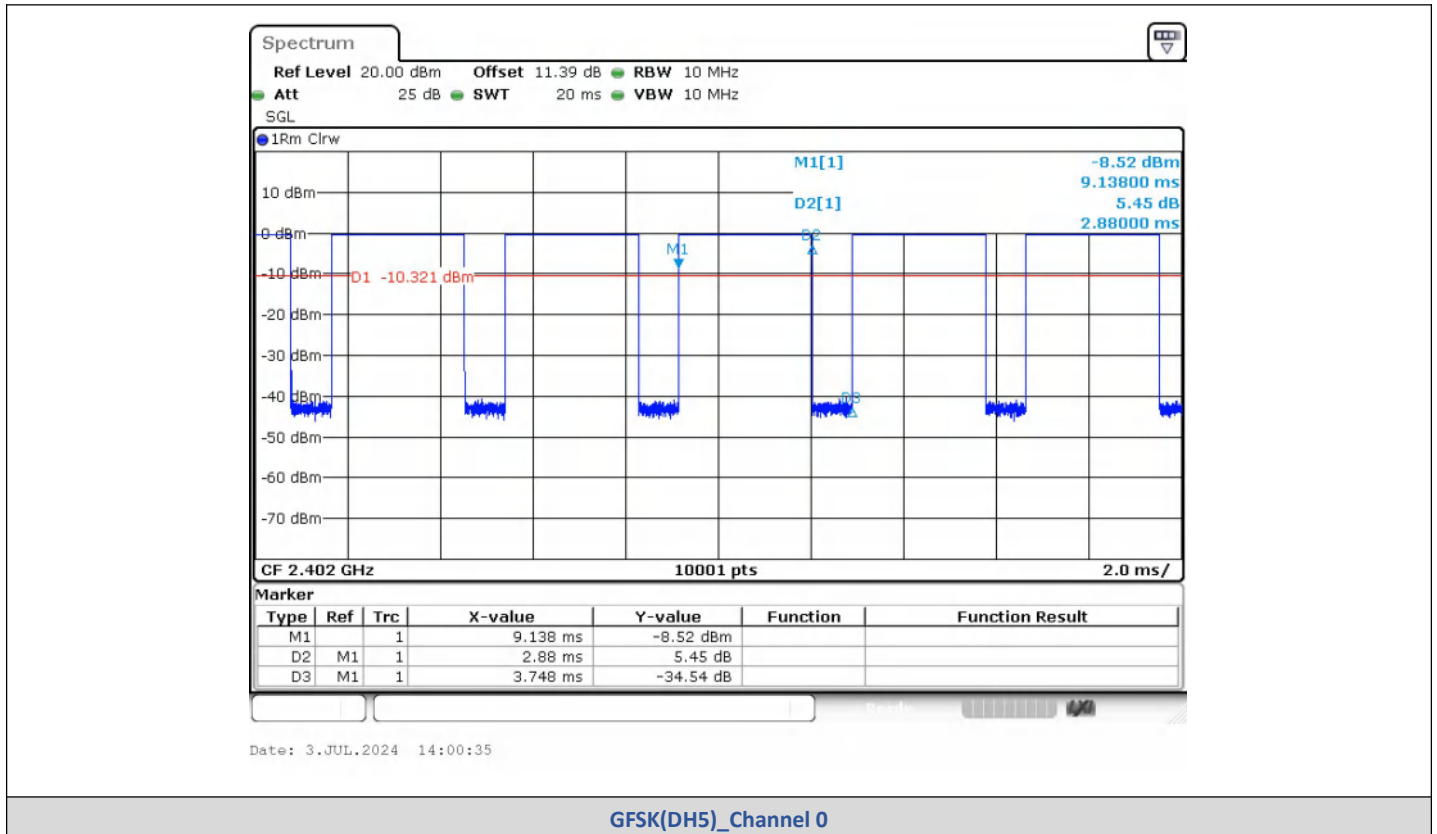
Report No.:	CISRR24062720401
FCC ID:	2BHBO-OWS31
Product Name:	Open Ear Bluetooth Headsets
Model No.:	OWS31
Test Engineer:	Lucas Huang
Supervised by:	Rory Huang

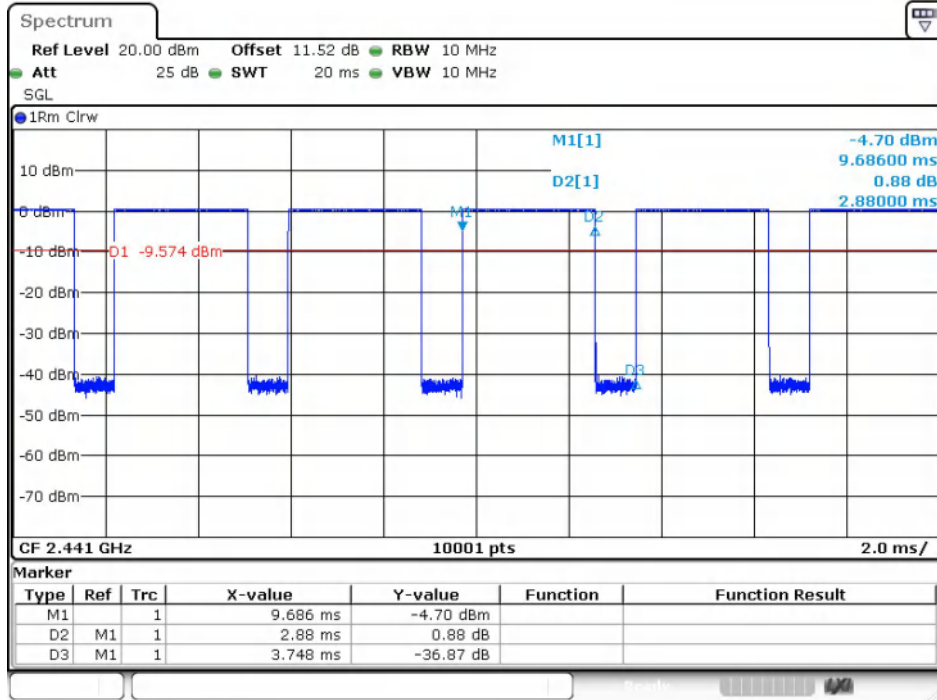
1) Duty Cycle

Left
Test Result

Modulation	Packets	Channel	On Time (ms)	Period (ms)	Duty Cycle (%)	Duty Cycle (linear)	Duty Cycle Factor (dB)	1/T
GFSK	DH5	0	2.880	3.748	76.84	0.7684	1.1441	0.35
		39	2.880	3.748	76.84	0.7684	1.1441	0.35
		78	2.880	3.748	76.84	0.7684	1.1441	0.35
$\pi/4$ DQPSK	2-DH5	0	2.884	3.748	76.95	0.7695	1.1379	0.35
		39	2.884	3.748	76.95	0.7695	1.1379	0.35
		78	2.886	3.748	77.00	0.7700	1.1351	0.35
8DPSK	3-DH5	0	2.888	3.748	77.05	0.7705	1.1323	0.35
		39	2.888	3.748	77.05	0.7705	1.1323	0.35
		78	2.886	3.748	77.00	0.7700	1.1351	0.35

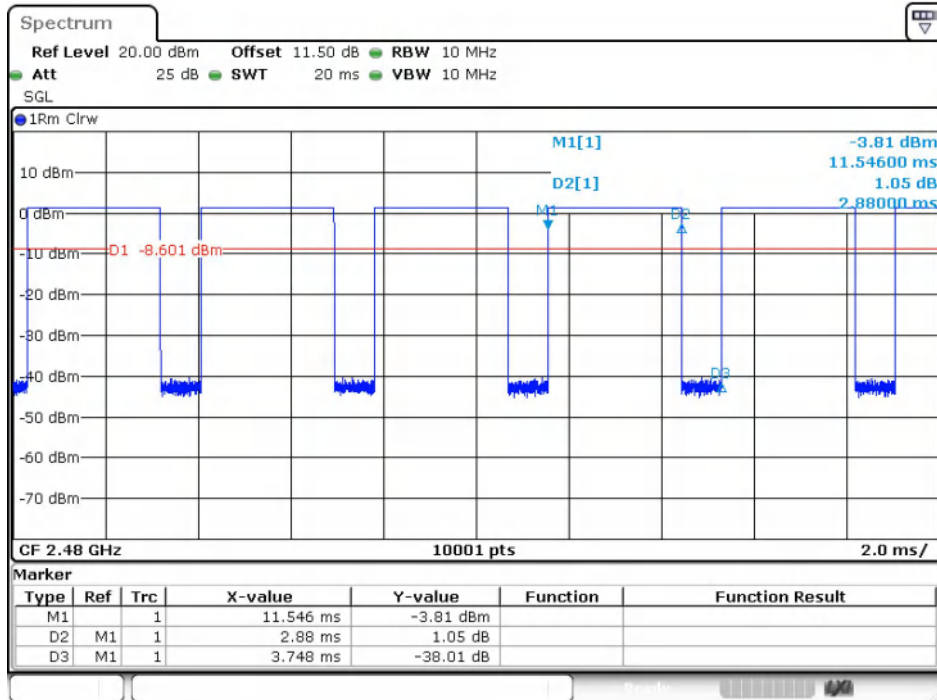
Test Graphs





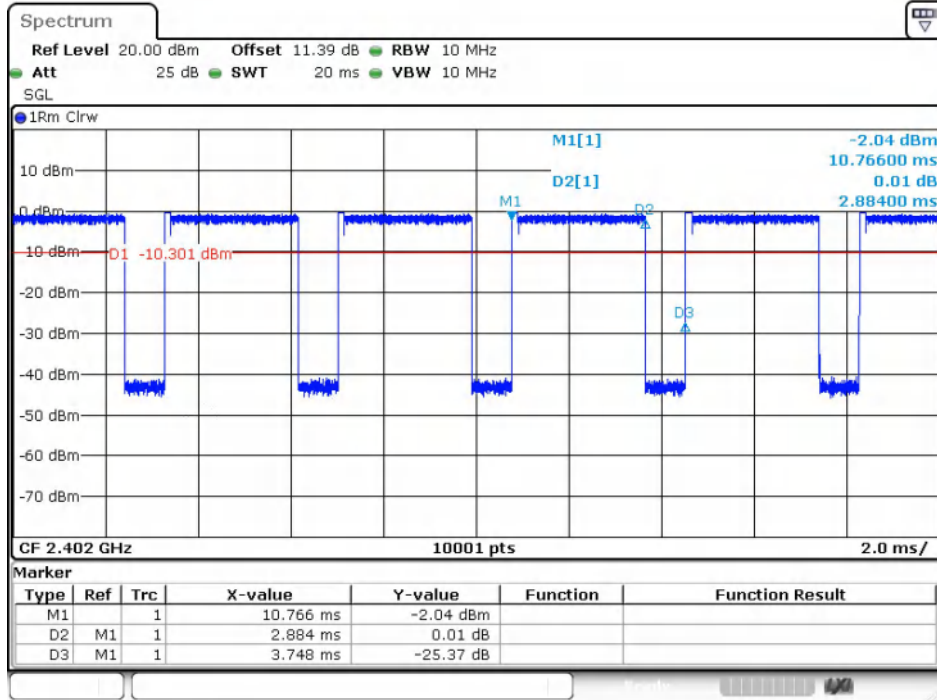
Date: 3.JUL.2024 14:09:04

GFSK(DH5)_Channel 39



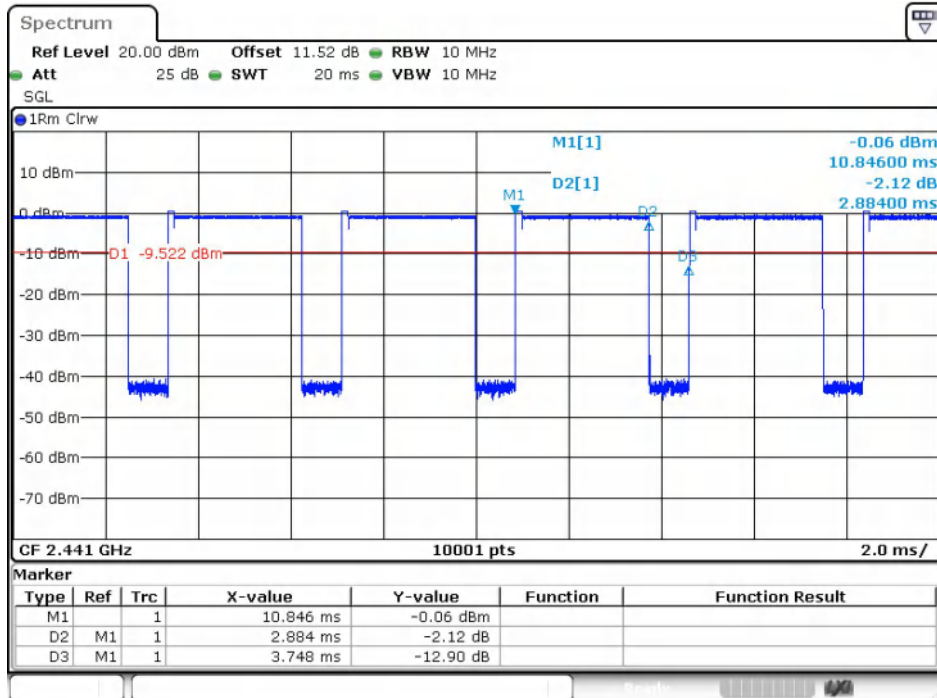
Date: 3.JUL.2024 14:11:23

GFSK(DH5)_Channel 78



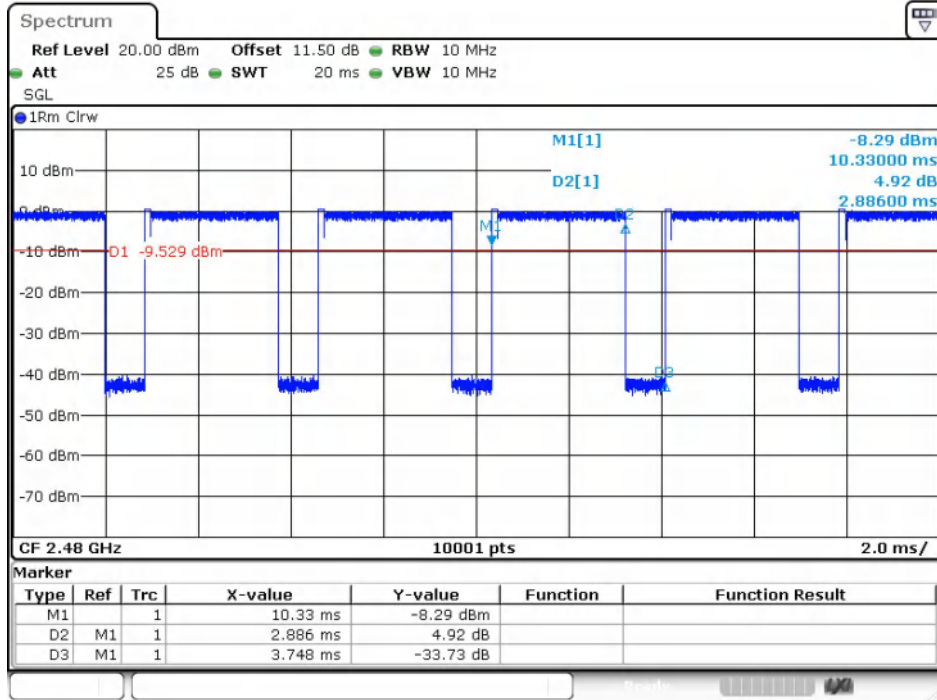
Date: 3.JUL.2024 14:16:49

$\pi/4$ DQPSK(2-DH5)_Channel 0



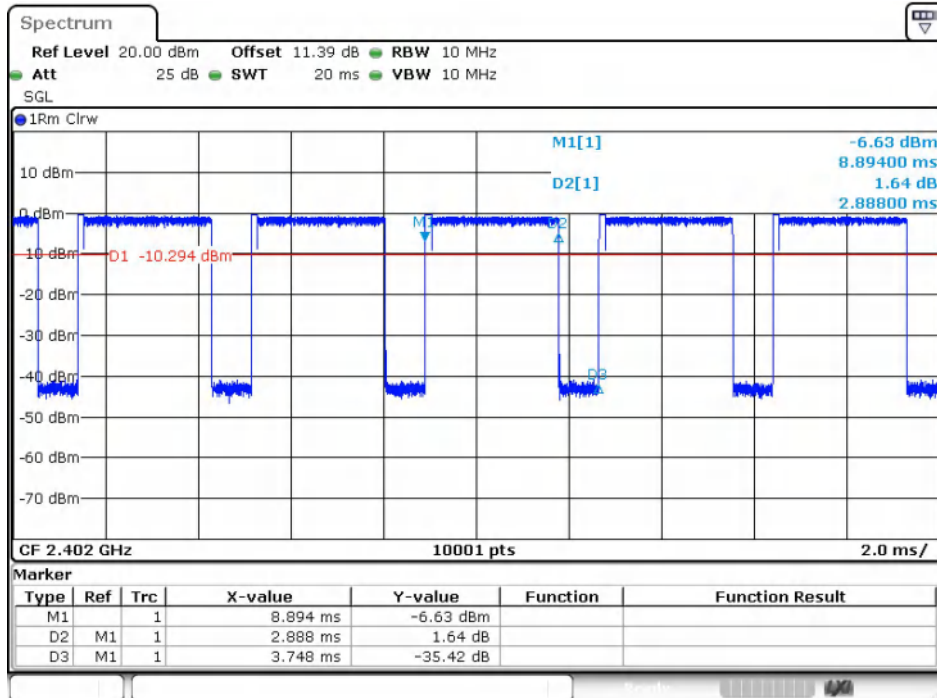
Date: 3.JUL.2024 14:30:42

$\pi/4$ DQPSK(2-DH5)_Channel 39



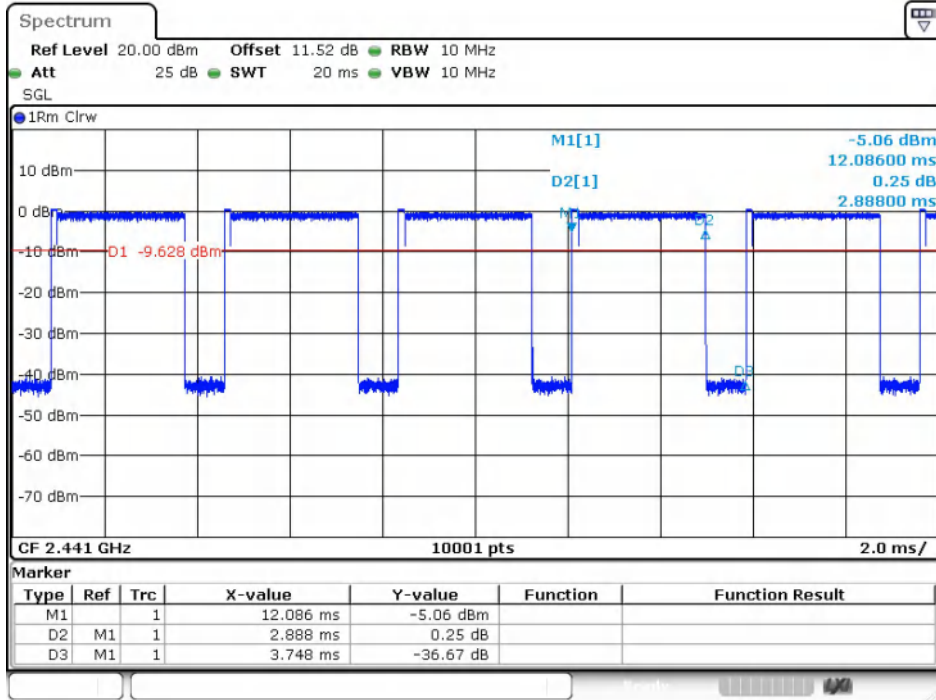
Date: 3.JUL.2024 14:33:09

$\pi/4$ DQPSK(2-DH5)_Channel 78



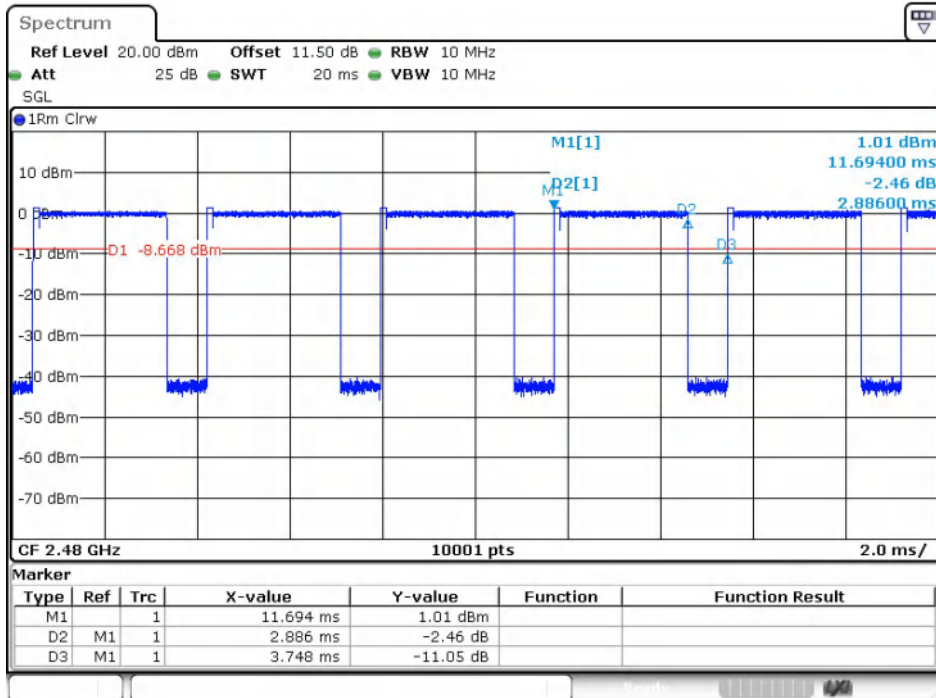
Date: 3.JUL.2024 14:40:42

8DPSK(3-DH5)_Channel 0



Date: 3.JUL.2024 14:51:21

8DPSK(3-DH5)_Channel 39



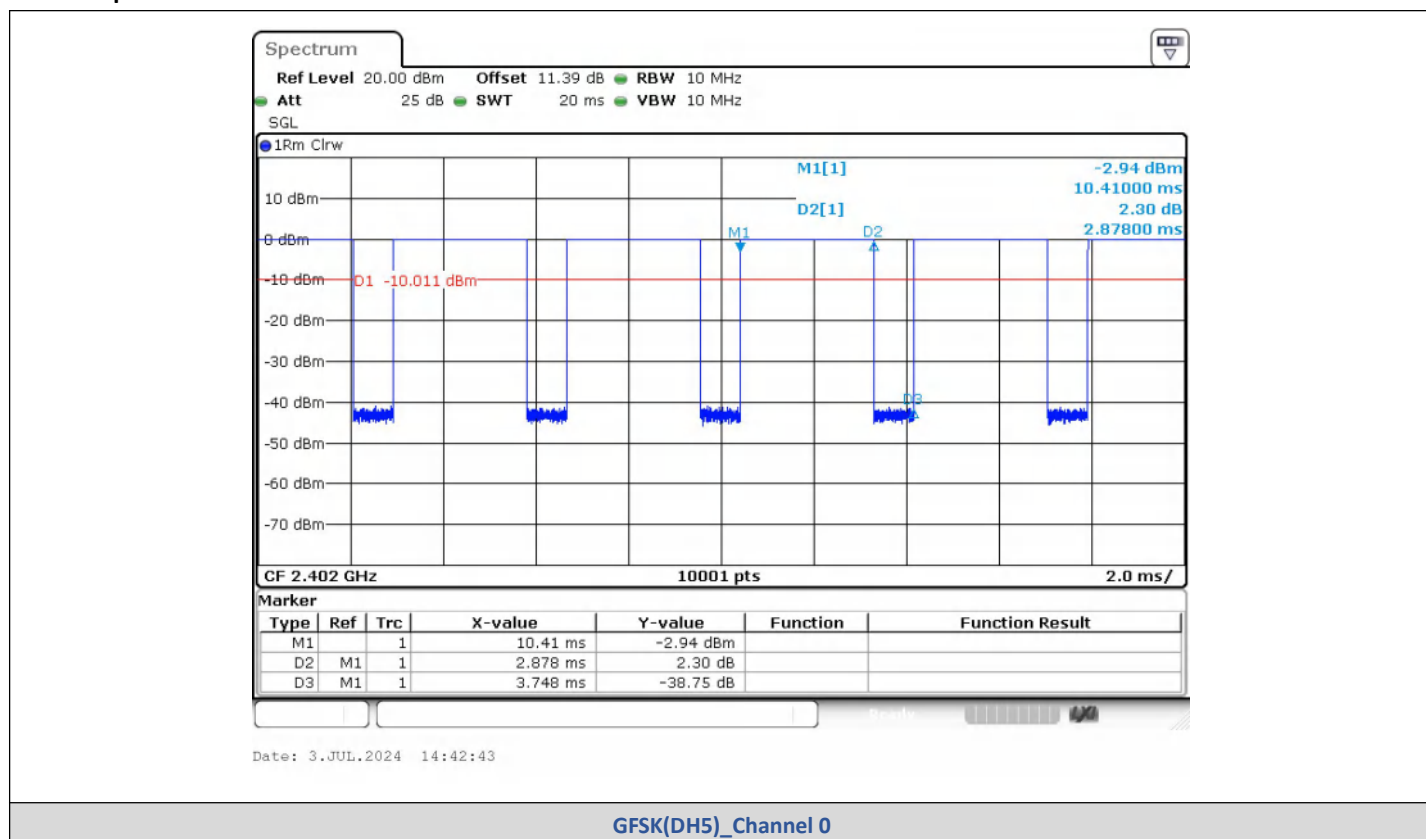
Date: 3.JUL.2024 14:53:26

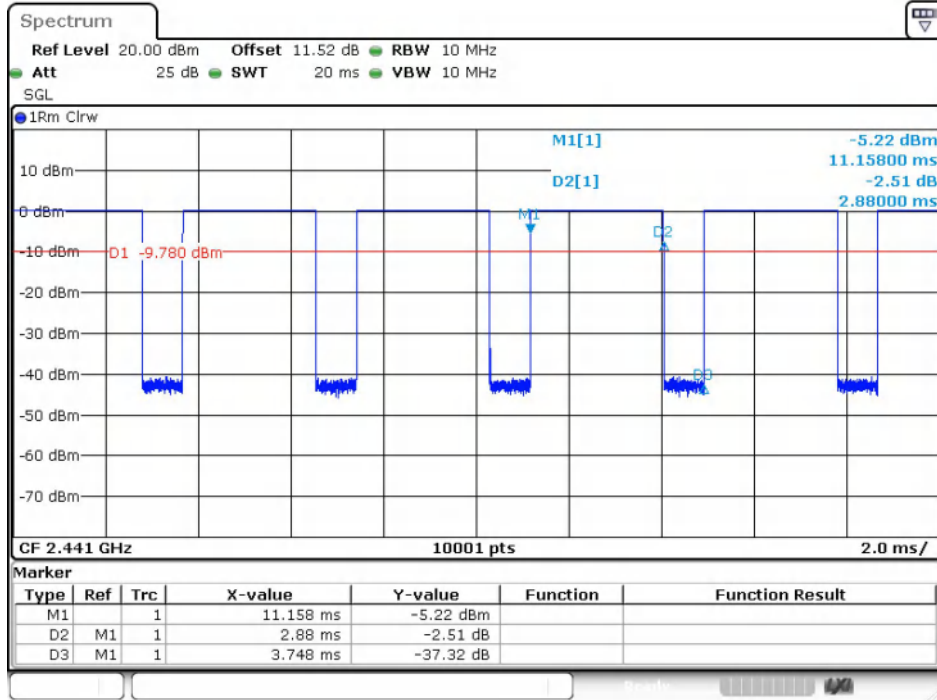
8DPSK(3-DH5)_Channel 78

Right
Test Result

Modulation	Packets	Channel	On Time (ms)	Period (ms)	Duty Cycle (%)	Duty Cycle (linear)	Duty Cycle Factor (dB)	1/T
GFSK	DH5	0	2.878	3.748	76.79	0.7679	1.147	0.35
		39	2.880	3.748	76.84	0.7684	1.1441	0.35
		78	2.878	3.748	76.79	0.7679	1.147	0.35
$\pi/4$ DQPSK	2-DH5	0	2.884	3.748	76.95	0.7695	1.1379	0.35
		39	2.886	3.748	77.00	0.7700	1.1351	0.35
		78	2.884	3.748	76.95	0.7695	1.1379	0.35
8DPSK	3-DH5	0	2.886	3.748	77.00	0.7700	1.1351	0.35
		39	2.888	3.748	77.05	0.7705	1.1323	0.35
		78	2.886	3.748	77.00	0.7700	1.1351	0.35

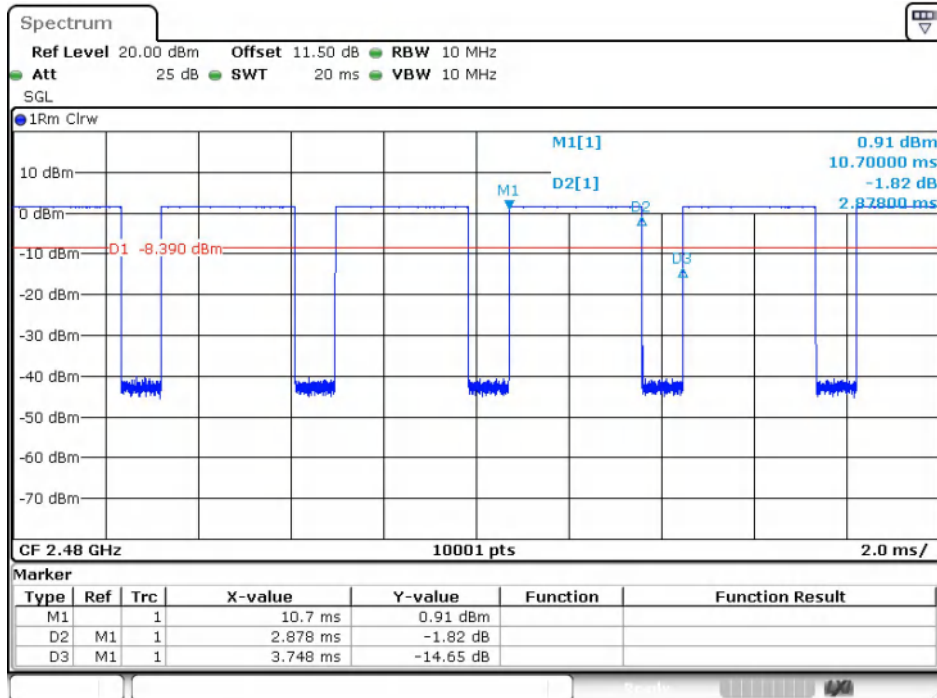
Test Graphs





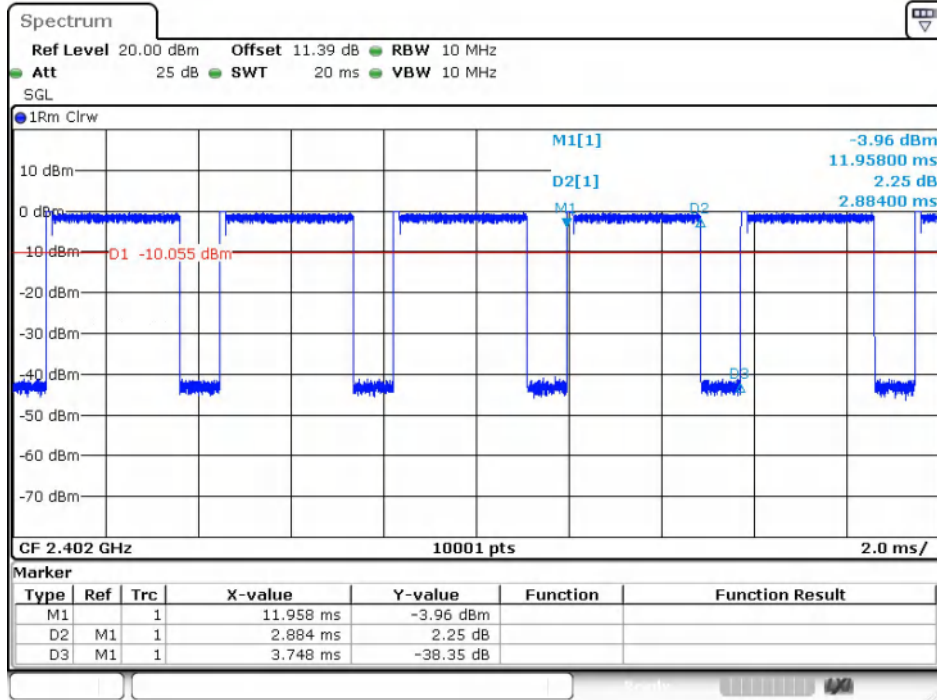
Date: 3.JUL.2024 14:58:23

GFSK(DH5)_Channel 39



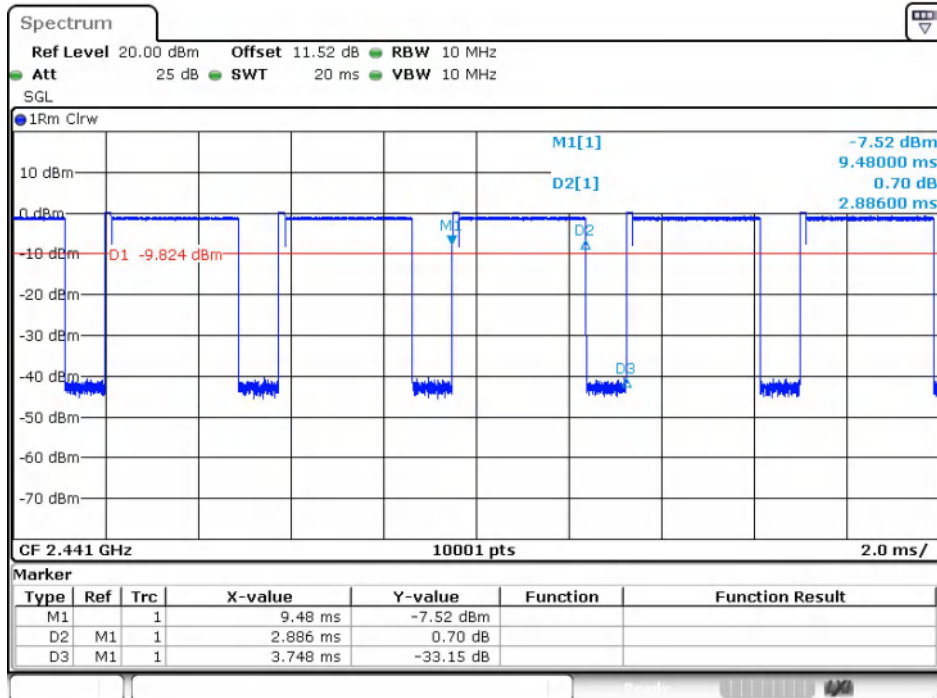
Date: 3.JUL.2024 15:00:48

GFSK(DH5)_Channel 78



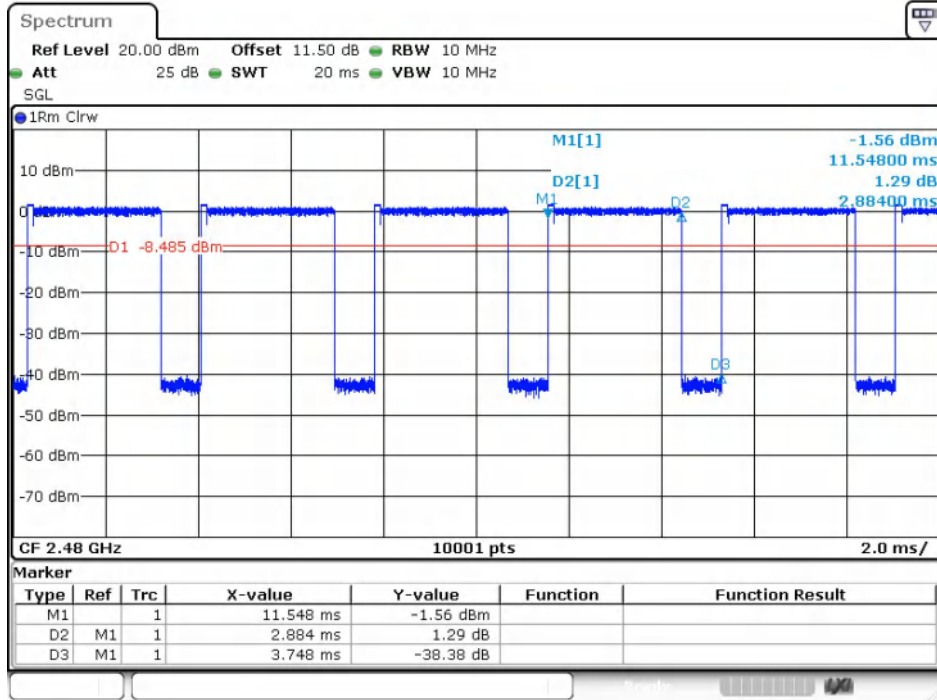
Date: 3.JUL.2024 15:06:05

$\pi/4$ DQPSK(2-DH5)_Channel 0



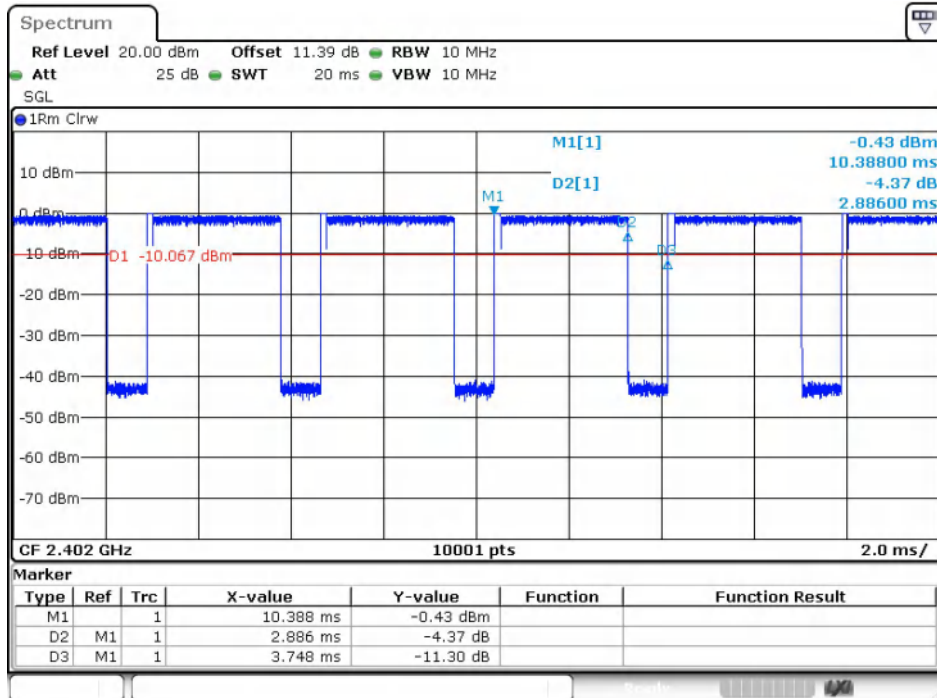
Date: 3.JUL.2024 15:14:23

$\pi/4$ DQPSK(2-DH5)_Channel 39



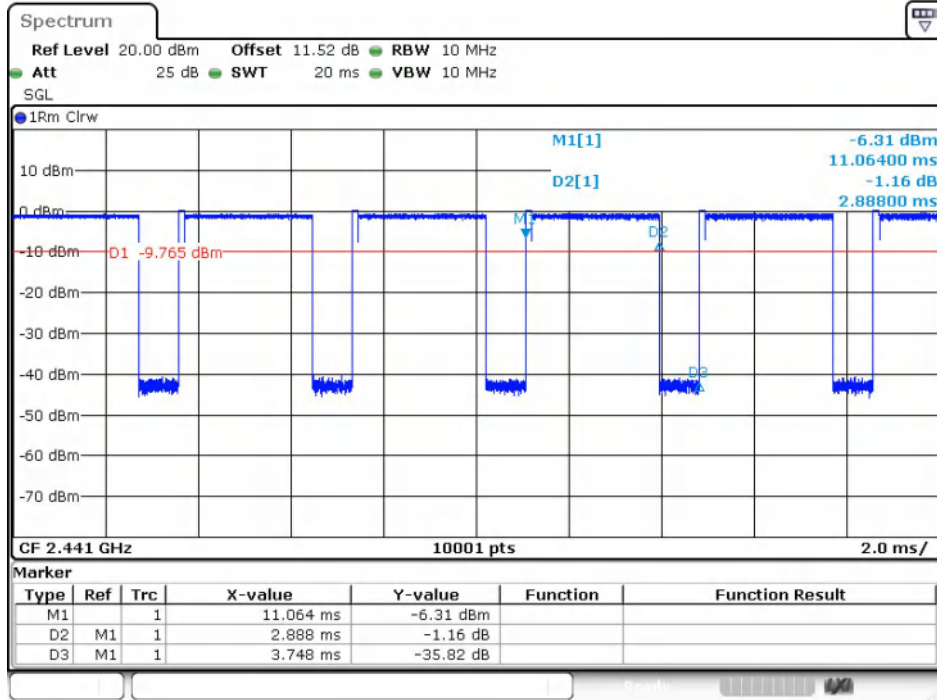
Date: 3.JUL.2024 15:16:22

$\pi/4$ DQPSK(2-DH5)_Channel 78



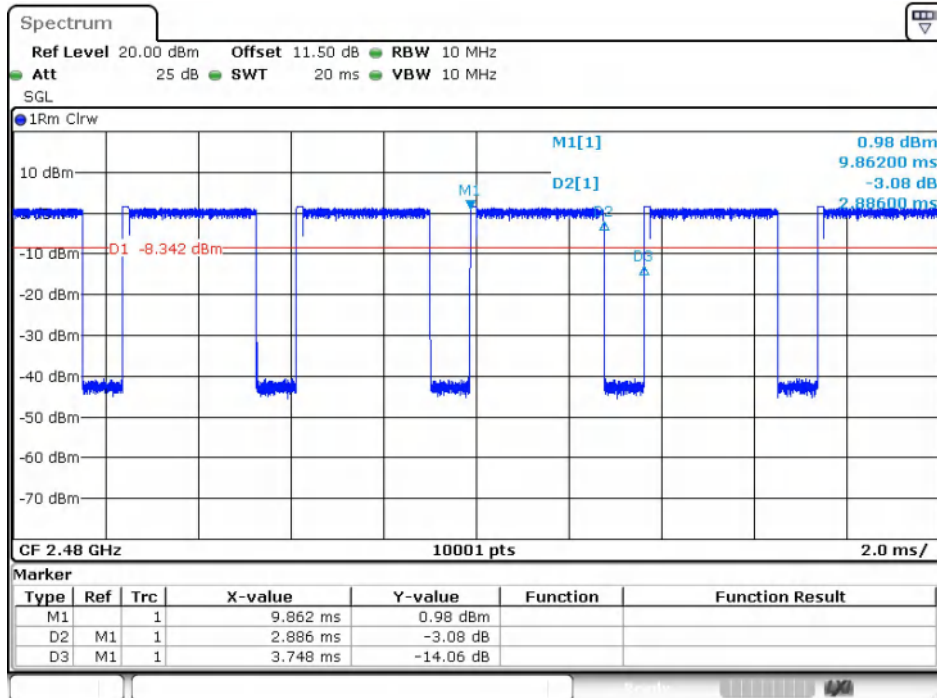
Date: 3.JUL.2024 15:23:51

8DPSK(3-DH5)_Channel 0



Date: 3.JUL.2024 15:33:16

8DPSK(3-DH5)_Channel 39



Date: 3.JUL.2024 15:35:54

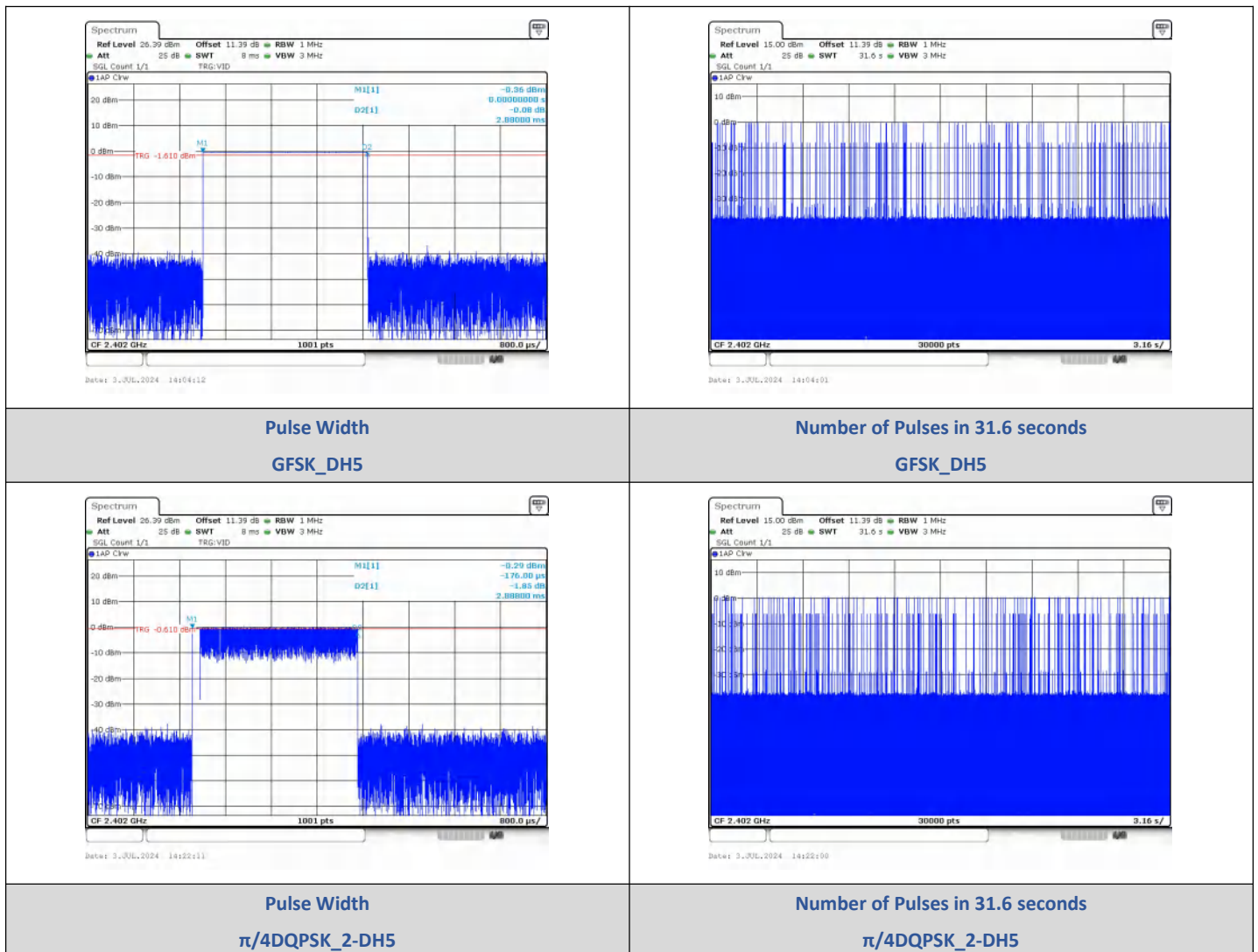
8DPSK(3-DH5)_Channel 78

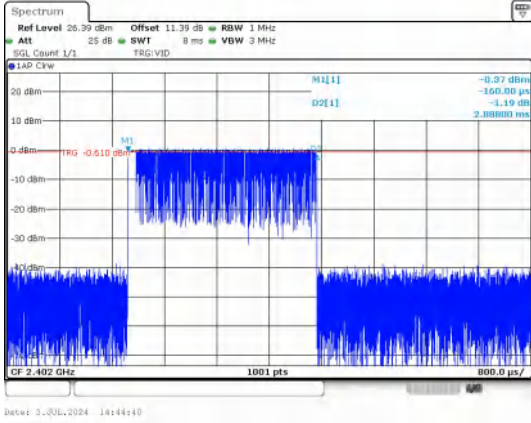
2) Dwell Time

Left Test Result

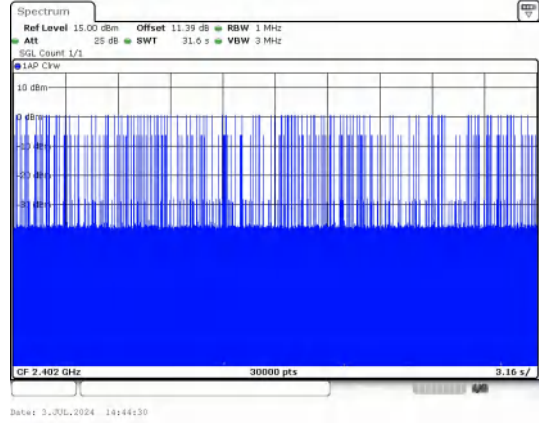
Modulation	Packet	Channel	Pulse Width (ms)	Number of Pulses in 31.6 seconds	Dwell Time (ms)	Limit (ms)	Result
GFSK	DH5	CH0 (2402MHz)	2.880	101	290.88	< 400	PASS
$\pi/4$ DQPSK	2-DH5		2.888	109	314.79		PASS
8DPSK	3-DH5		2.888	120	346.56		PASS

Test Graphs





Pulse Width
8DPSK_3-DH5

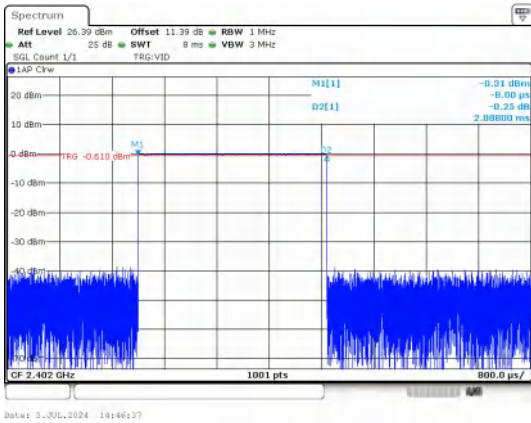


Number of Pulses in 31.6 seconds
8DPSK_3-DH5

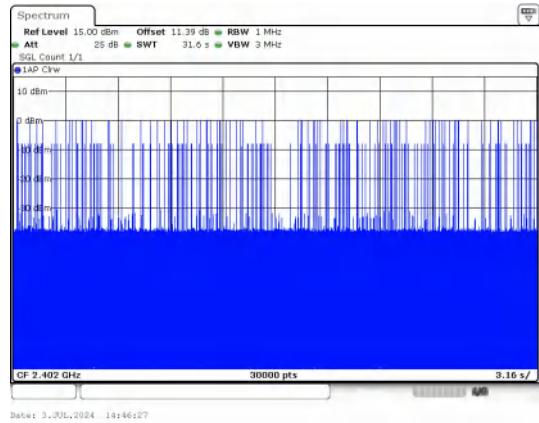
Right
Test Result

Modulation	Packet	Channel	Pulse Width (ms)	Number of Pulses in 31.6 seconds	Dwell Time (ms)	Limit (ms)	Result
GFSK	DH5	CH0 (2402MHz)	2.888	86	248.37	< 400	PASS
$\pi/4$ DQPSK	2-DH5		2.888	110	317.68		PASS
8DPSK	3-DH5		2.888	124	358.11		PASS

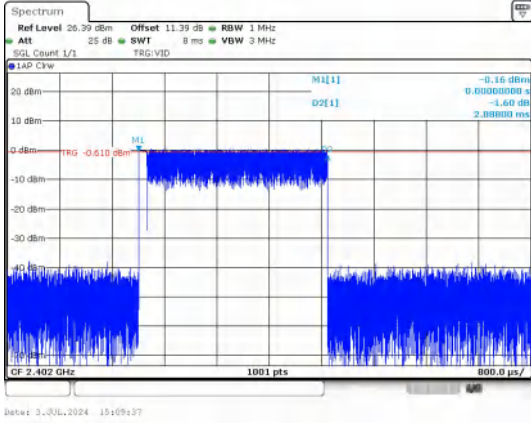
Test Graphs



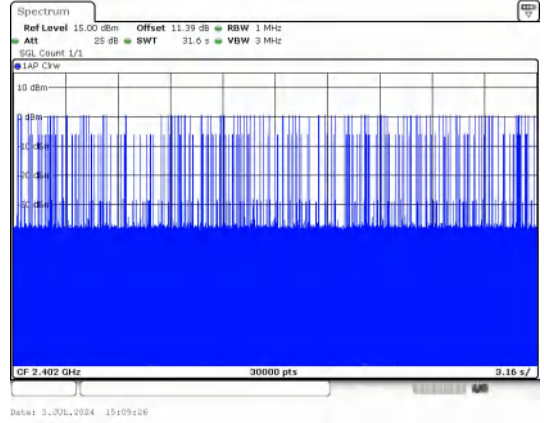
Pulse Width
GFSK_DH5



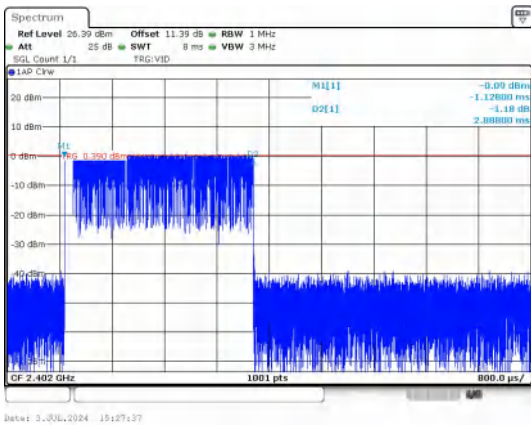
Number of Pulses in 31.6 seconds
GFSK_DH5



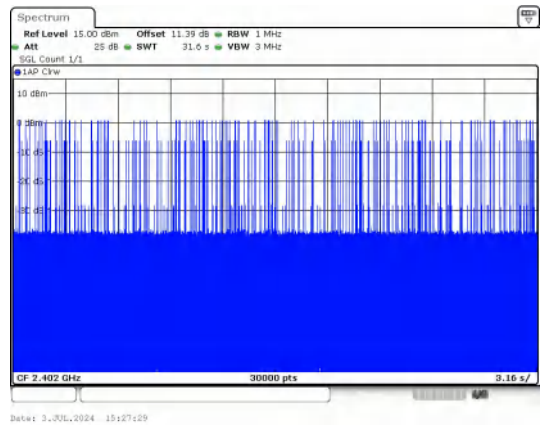
Pulse Width
 $\pi/4$ DQPSK_2-DH5



Number of Pulses in 31.6 seconds
 $\pi/4$ DQPSK_2-DH5



Pulse Width
8DPSK_3-DH5



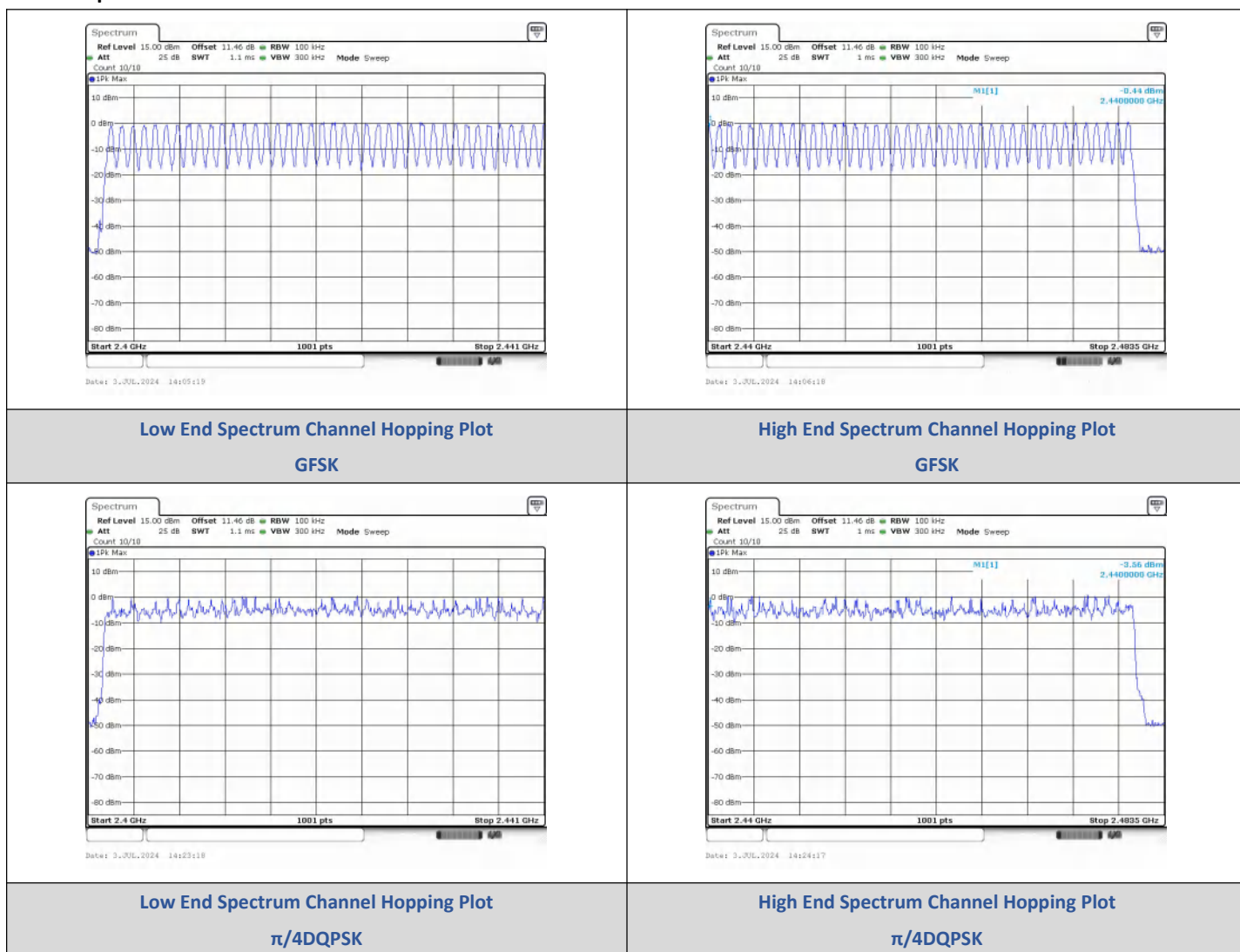
Number of Pulses in 31.6 seconds
8DPSK_3-DH5

3) Number Of Hopping Channel

Left
Test Result

Modulation	Packet	Number of Hopping Channel	Limit	Result
GFSK	DH5	79	15	PASS
$\pi/4$ DQPSK	2-DH5	79	15	PASS
8DPSK	3-DH5	79	15	PASS

Test Graphs





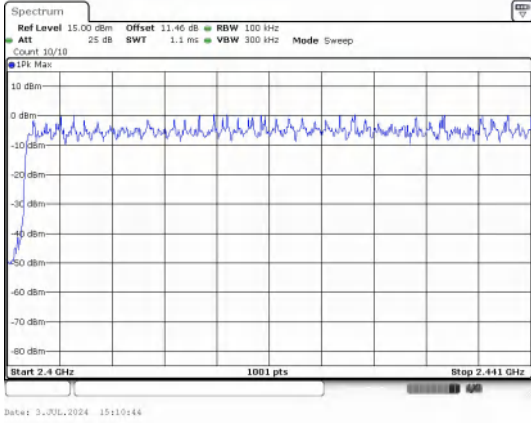
Right

Test Result

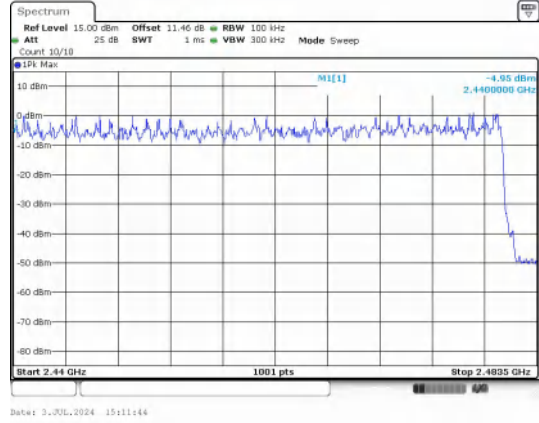
Modulation	Packet	Number of Hopping Channel	Limit	Result
GFSK	DH5	79	15	PASS
$\pi/4$ DQPSK	2-DH5	79	15	PASS
8DPSK	3-DH5	79	15	PASS

Test Graphs

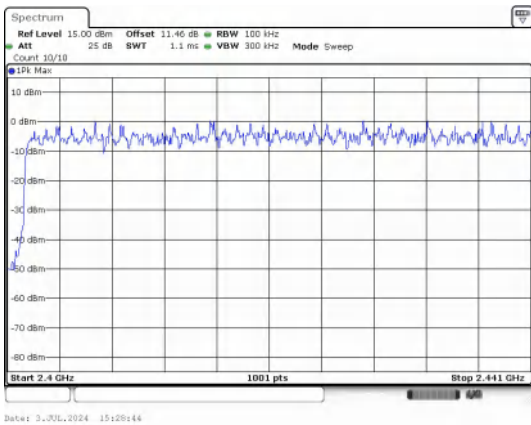




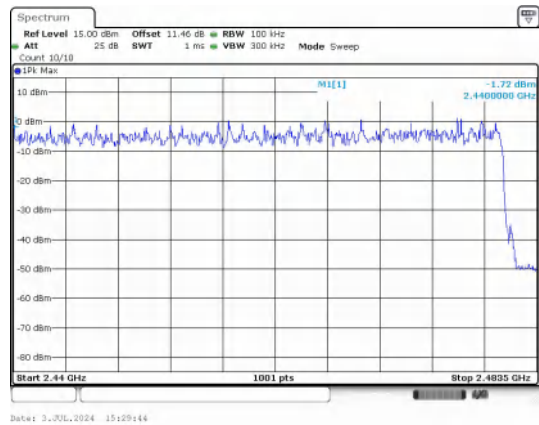
Low End Spectrum Channel Hopping Plot
 $\pi/4$ DQPSK



High End Spectrum Channel Hopping Plot
 $\pi/4$ DQPSK



Low End Spectrum Channel Hopping Plot
8DPSK



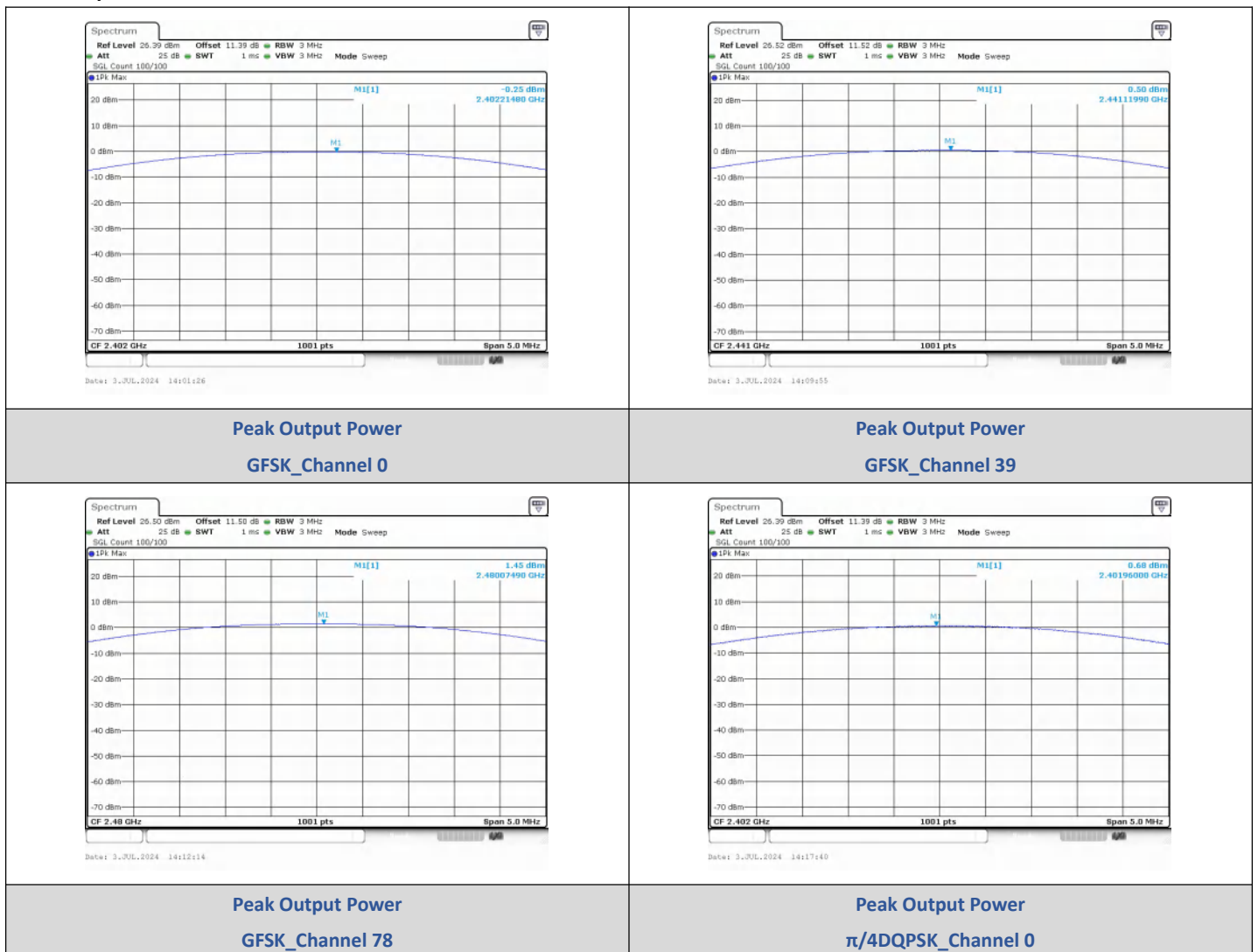
High End Spectrum Channel Hopping Plot
8DPSK

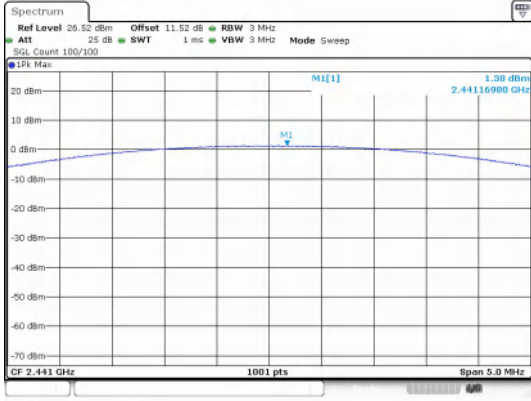
4) Conducted Peak Output Power

Left
Test Result

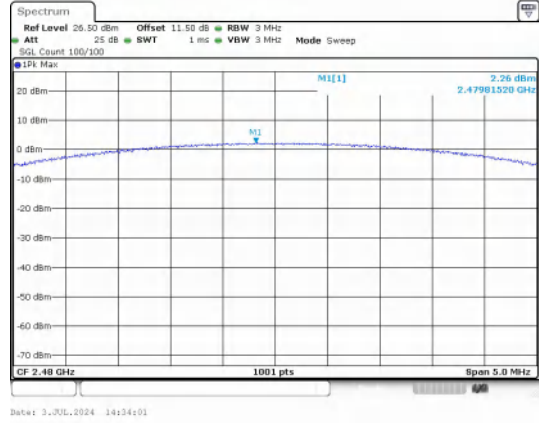
Modulation	Packet Type	Channel	Peak Output Power (dBm)	Peak Output Power (mW)	Limit (dBm)	Result
GFSK	DH5	0	-0.25	0.94	≤30	PASS
		39	0.50	1.12		PASS
		78	1.45	1.40		PASS
π/4DQPSK	2-DH5	0	0.68	1.17	≤20.97	PASS
		39	1.38	1.37		PASS
		78	2.26	1.68		PASS
8DPSK	3-DH5	0	1.06	1.28		PASS
		39	1.68	1.47		PASS
		78	2.60	1.82		PASS

Test Graphs

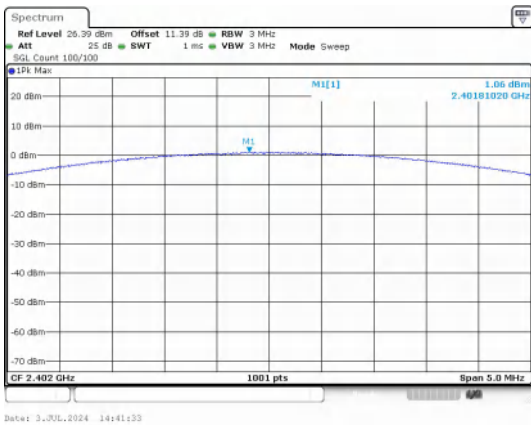




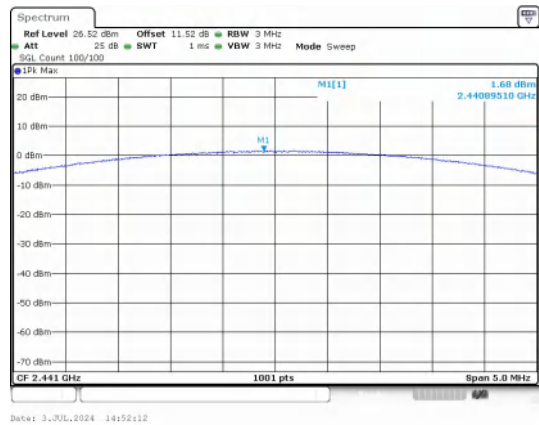
Peak Output Power
 $\pi/4$ DQPSK_Channel 39



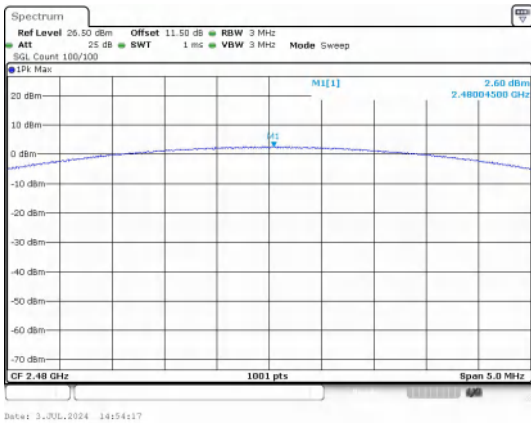
Peak Output Power
 $\pi/4$ DQPSK_Channel 78



Peak Output Power
8DPSK_Channel 0



Peak Output Power
8DPSK_Channel 39

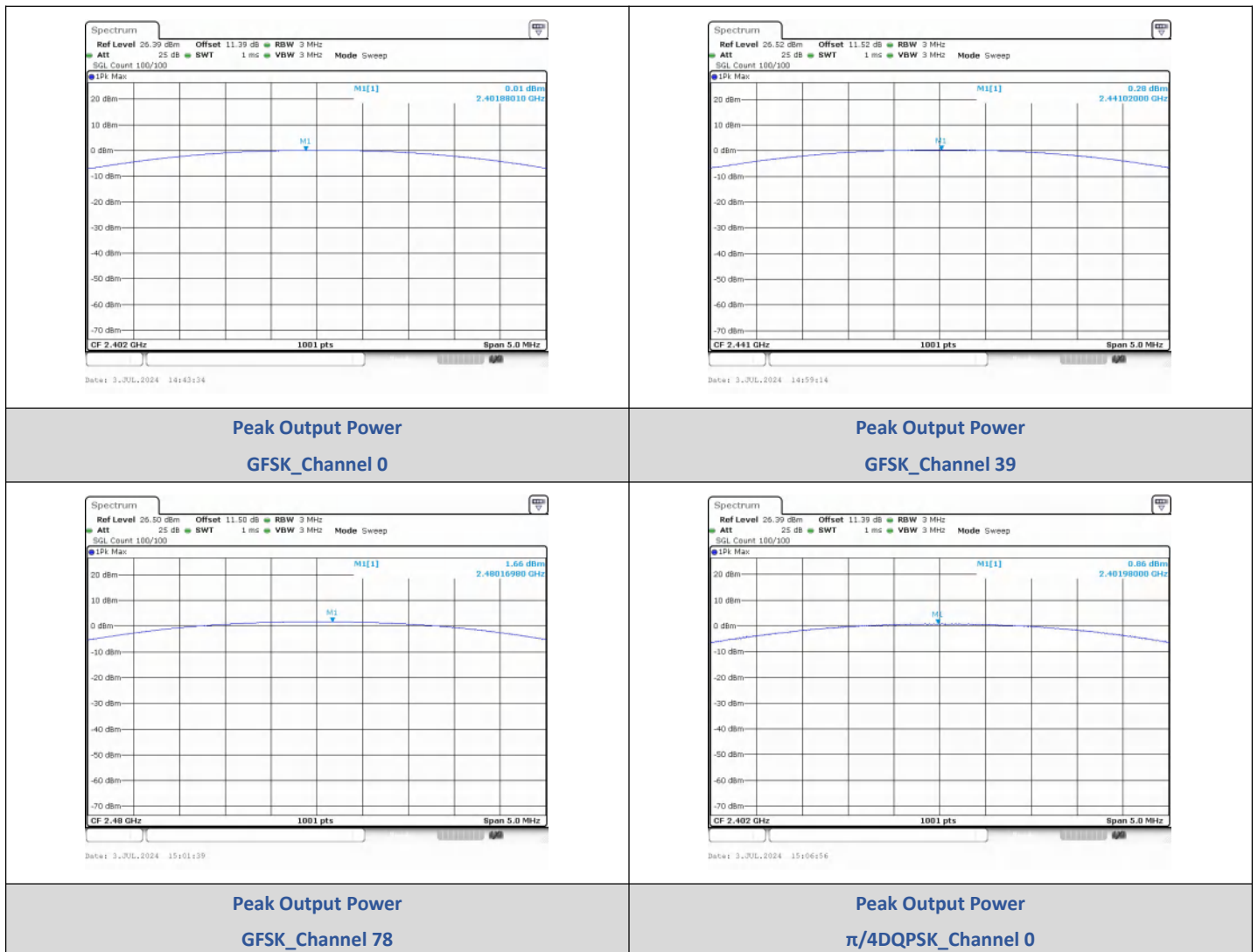


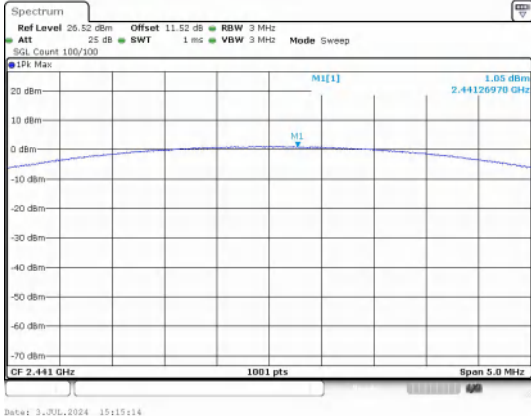
Peak Output Power
8DPSK_Channel 78

**Right
Test Result**

Modulation	Packet Type	Channel	Peak Output Power (dBm)	Peak Output Power (mW)	Limit (dBm)	Result
GFSK	DH5	0	0.01	1.00	≤30	PASS
		39	0.28	1.07		PASS
		78	1.66	1.47		PASS
π/4DQPSK	2-DH5	0	0.86	1.22	≤20.97	PASS
		39	1.05	1.27		PASS
		78	2.42	1.75		PASS
8DPSK	3-DH5	0	1.27	1.34		PASS
		39	1.55	1.43		PASS
		78	2.85	1.93		PASS

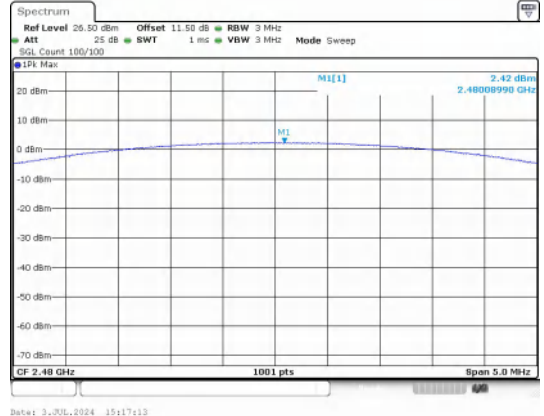
Test Graphs





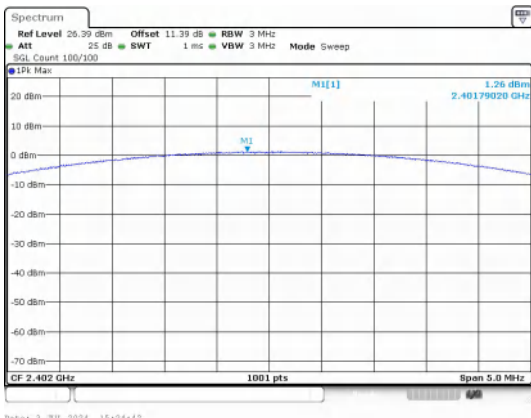
Date: 3.JUL.2024 15:15:14

Peak Output Power
 $\pi/4$ DQPSK_Channel 39



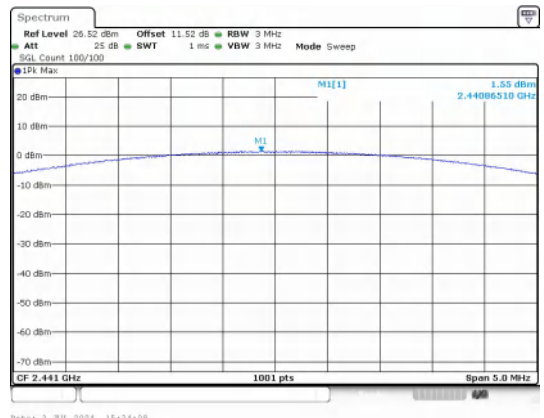
Date: 3.JUL.2024 15:17:13

Peak Output Power
 $\pi/4$ DQPSK_Channel 78



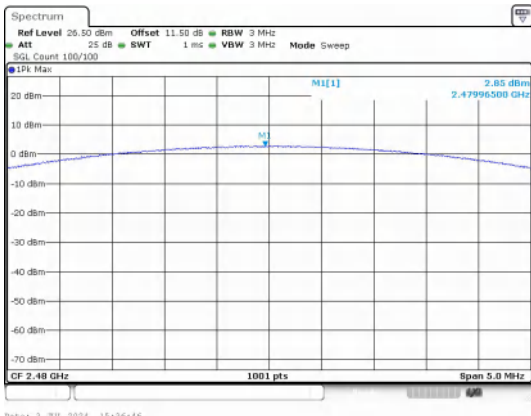
Date: 3.JUL.2024 15:12:42

Peak Output Power
8DPSK_Channel 0



Date: 3.JUL.2024 15:13:08

Peak Output Power
8DPSK_Channel 39



Date: 3.JUL.2024 15:16:46

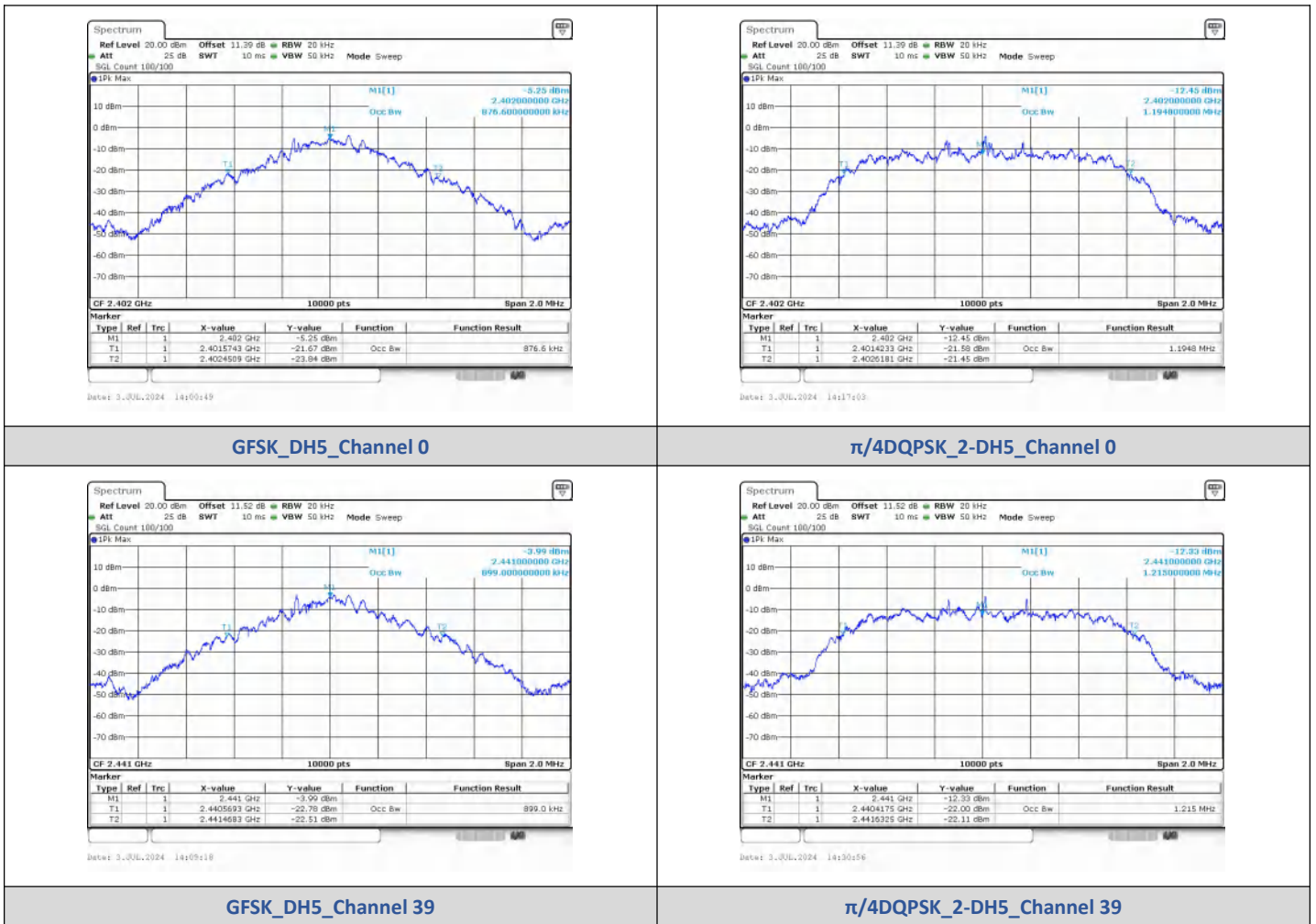
Peak Output Power
8DPSK_Channel 78

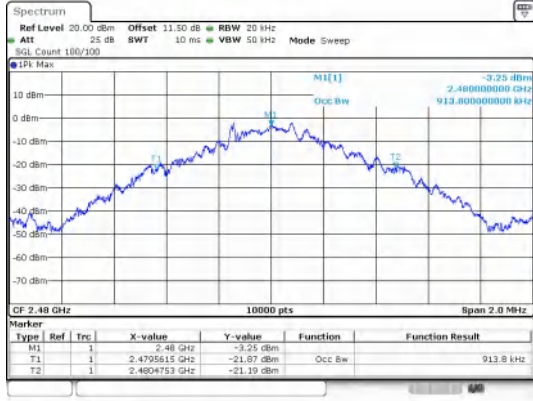
5) 99% Bandwidth

Left
Test Result

Modulation	Channel	Center Frequency (MHz)	99% BW (MHz)
GFSK	0	2402	0.87660
	39	2441	0.89900
	78	2480	0.91380
$\pi/4$ QPSK	0	2402	1.1948
	39	2441	1.2150
	78	2480	1.2188
8DPSK	0	2402	1.2076
	39	2441	1.2102
	78	2480	1.2096

Test Graphs





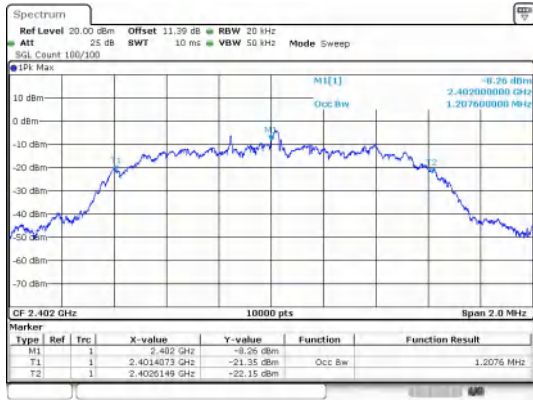
Date: 3_JUL.2024 14:11:37

GFSK_DH5_Channel 78



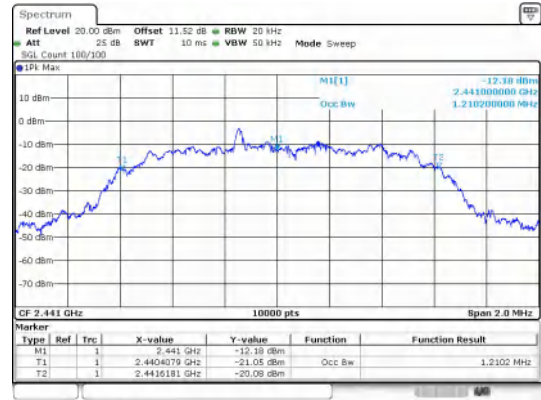
Date: 3_JUL.2024 14:33:24

$\pi/4$ DQPSK_2-DH5_Channel 78



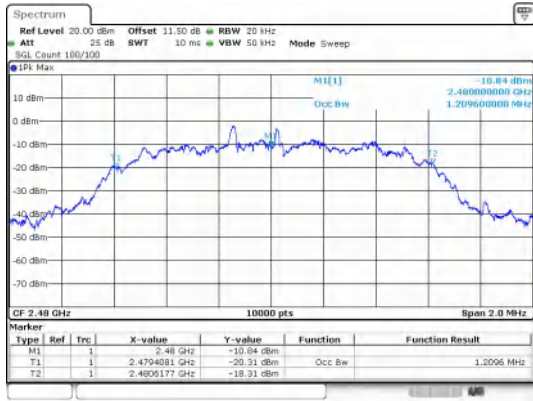
Date: 3_JUL.2024 14:40:56

8DPSK_3-DH5_Channel 0



Date: 3_JUL.2024 14:51:35

8DPSK_3-DH5_Channel 39



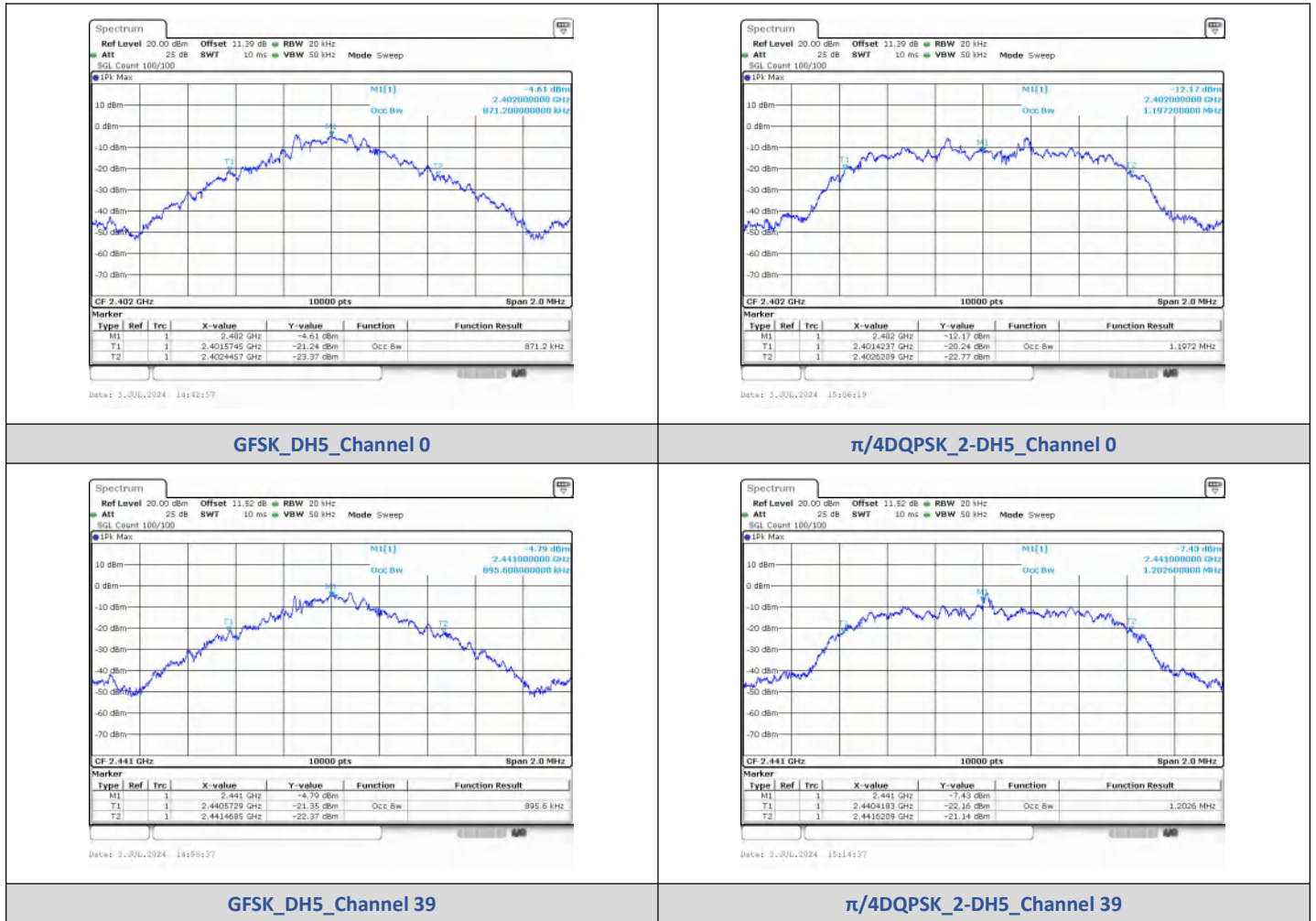
Date: 3_JUL.2024 14:53:40

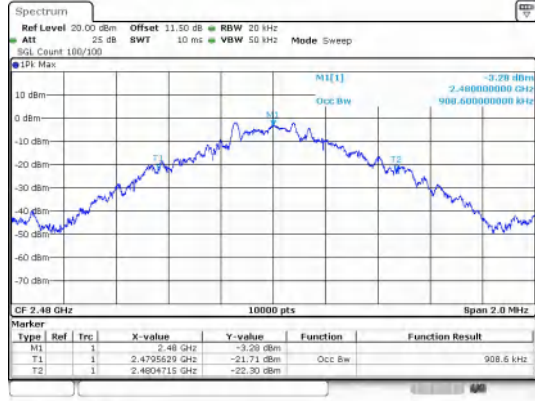
8DPSK_3-DH5_Channel 78

Right
Test Result

Modulation	Channel	Center Frequency (MHz)	99% BW (MHz)
GFSK	0	2402	0.87120
	39	2441	0.89560
	78	2480	0.90860
$\pi/4$ DQPSK	0	2402	1.1972
	39	2441	1.2026
	78	2480	1.2030
8DPSK	0	2402	1.2048
	39	2441	1.2084
	78	2480	1.2116

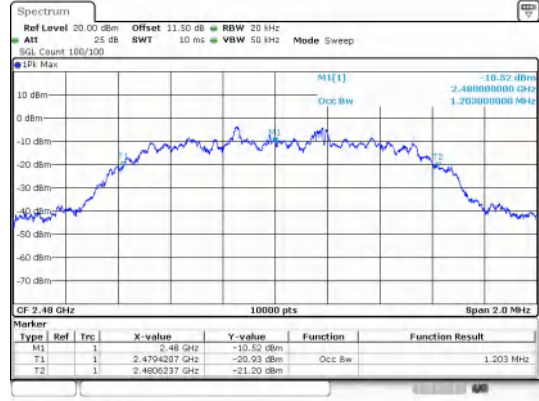
Test Graphs





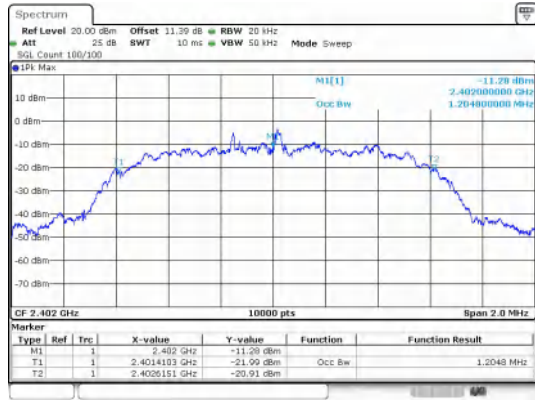
Date: 3_JUL.2024 15:01:02

GFSK_DH5_Channel 78



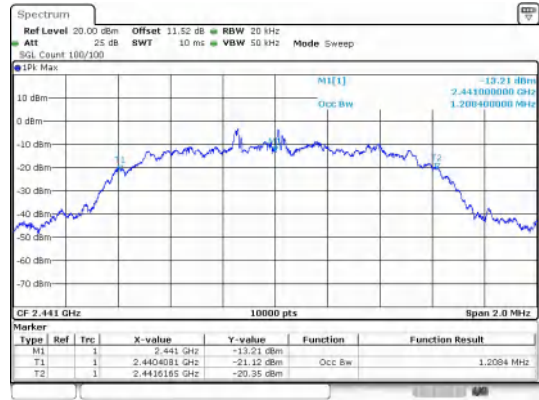
Date: 3_JUL.2024 15:16:39

$\pi/4$ DQPSK_2-DH5_Channel 78



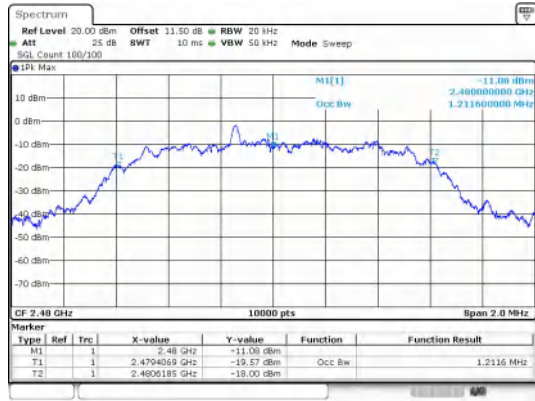
Date: 3_JUL.2024 15:12:05

8DPSK_3-DH5_Channel 0



Date: 3_JUL.2024 15:13:31

8DPSK_3-DH5_Channel 39



Date: 3_JUL.2024 15:13:09

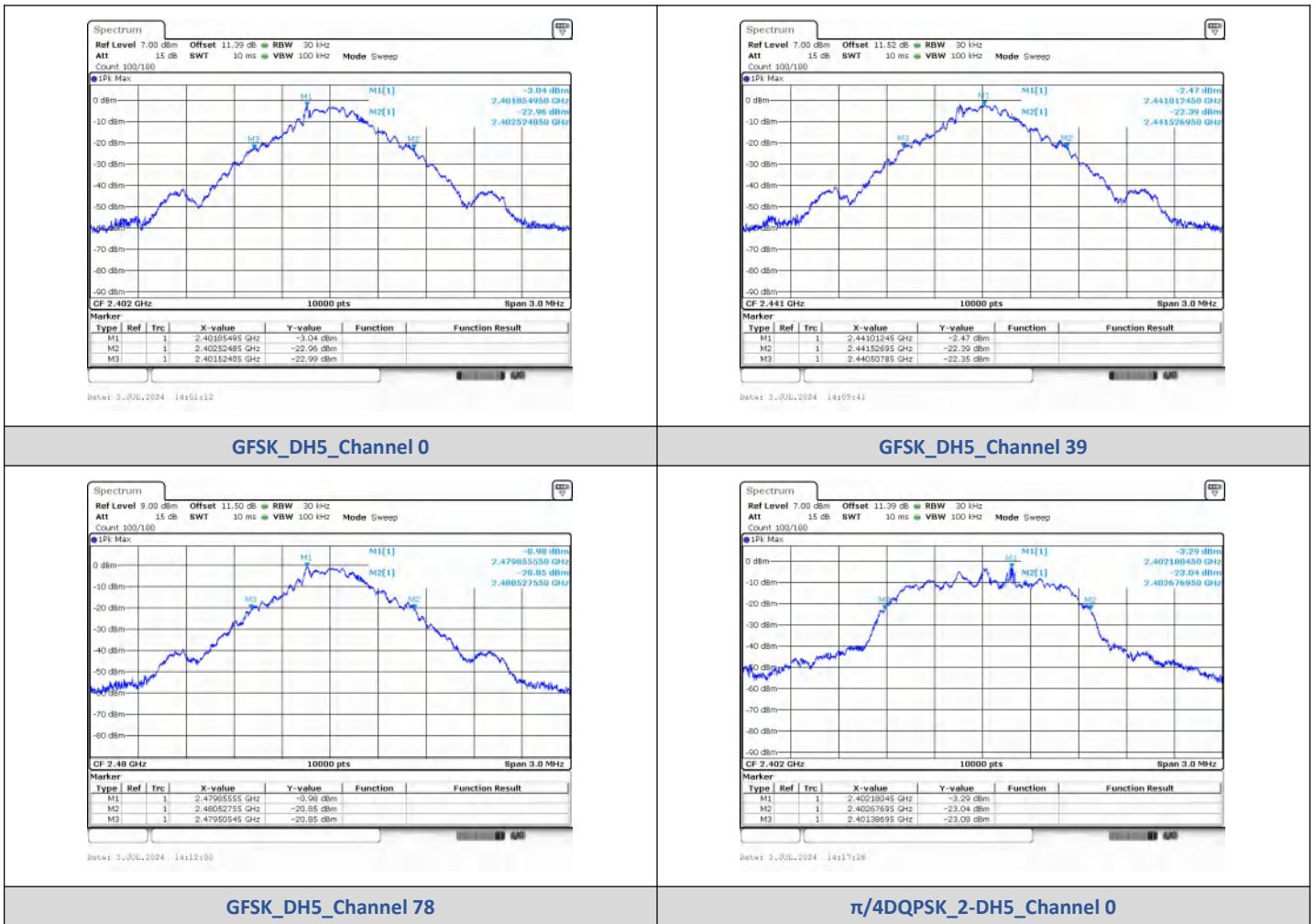
8DPSK_3-DH5_Channel 78

6) 20dB Bandwidth

Left
Test Result

Modulation	Channel	Center Frequency (MHz)	20 dB Bandwidth (MHz)
GFSK	0	2402 MHz	1.000
	39	2441 MHz	1.020
	78	2480 MHz	1.020
$\pi/4$ DQPSK	0	2402 MHz	1.290
	39	2441 MHz	1.320
	78	2480 MHz	1.320
8DPSK	0	2402 MHz	1.290
	39	2441 MHz	1.290
	78	2480 MHz	1.290

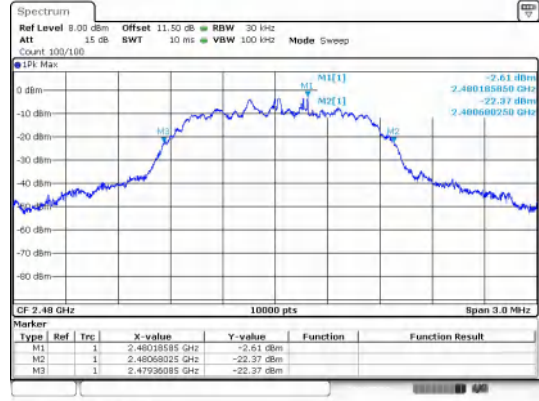
Test Graphs





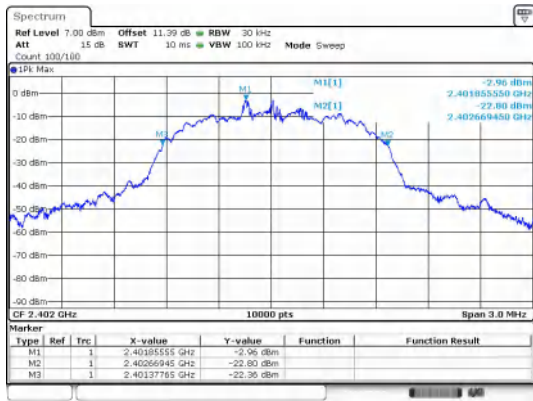
Date: 3-JUL-2024 14:31:19

$\pi/4$ DQPSK_2-DH5_Channel 39



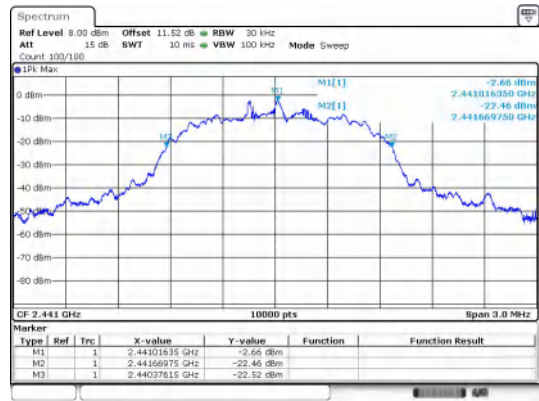
Date: 3-JUL-2024 14:33:46

$\pi/4$ DQPSK_2-DH5_Channel 78



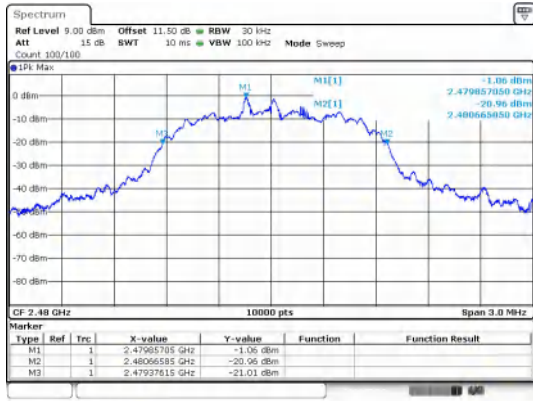
Date: 3-JUL-2024 14:31:19

8DPSK_3-DH5_Channel 30



Date: 3-JUL-2024 14:31:58

8DPSK_3-DH5_Channel 39



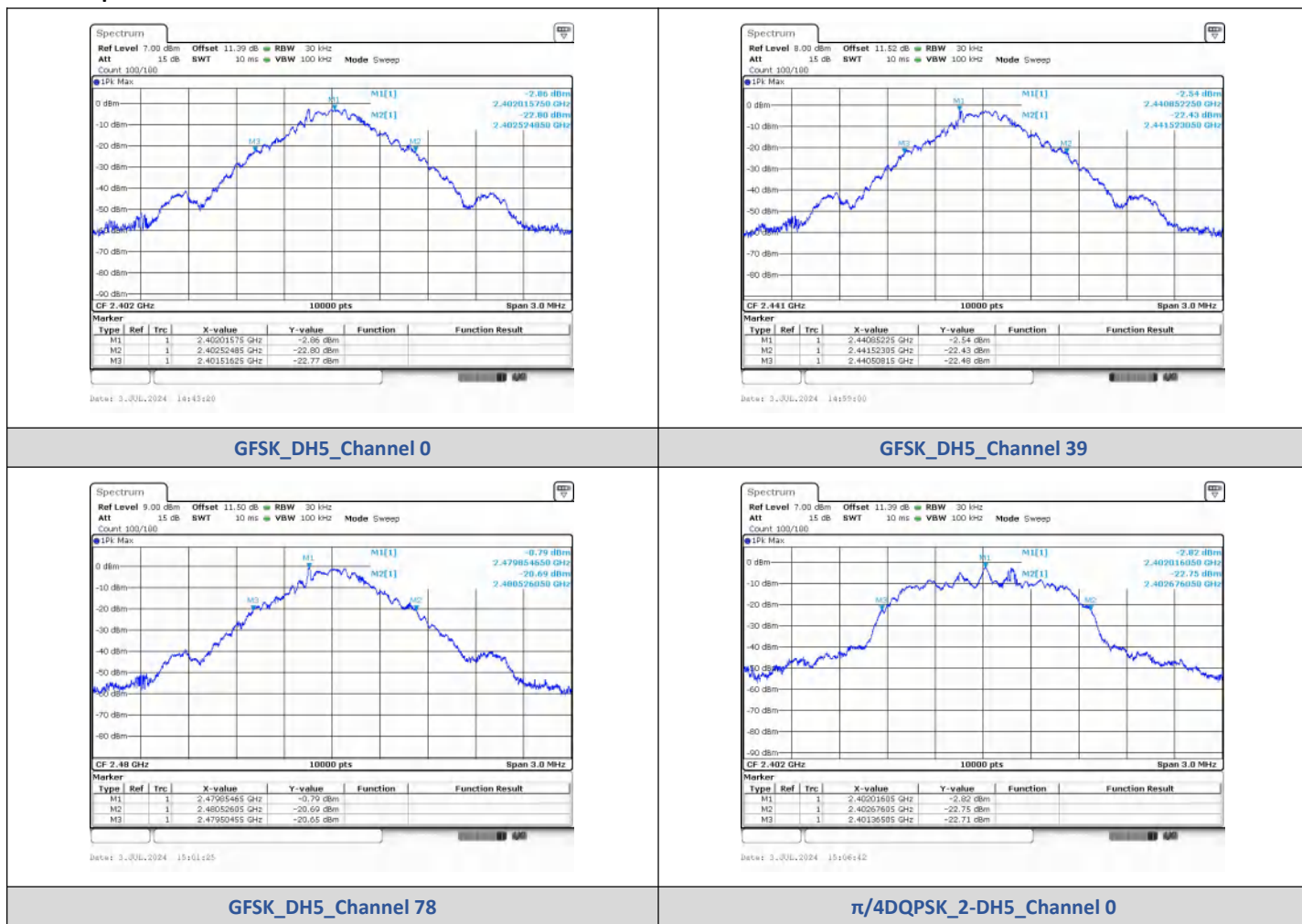
Date: 3-JUL-2024 14:34:03

8DPSK_3-DH5_Channel 78

Right
Test Result

Modulation	Channel	Center Frequency (MHz)	20 dB Bandwidth (MHz)
GFSK	0	2402 MHz	1.000
	39	2441 MHz	1.010
	78	2480 MHz	1.030
$\pi/4$ DQPSK	0	2402 MHz	1.310
	39	2441 MHz	1.310
	78	2480 MHz	1.320
8DPSK	0	2402 MHz	1.290
	39	2441 MHz	1.290
	78	2480 MHz	1.280

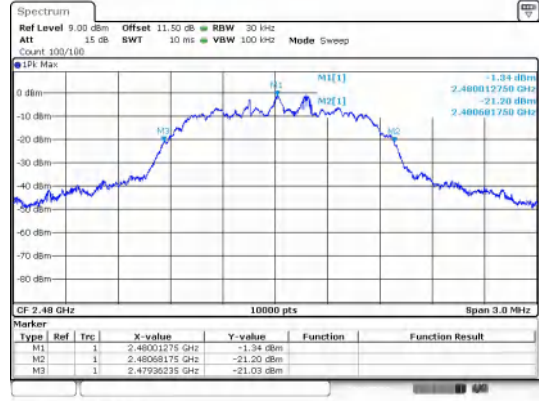
Test Graphs





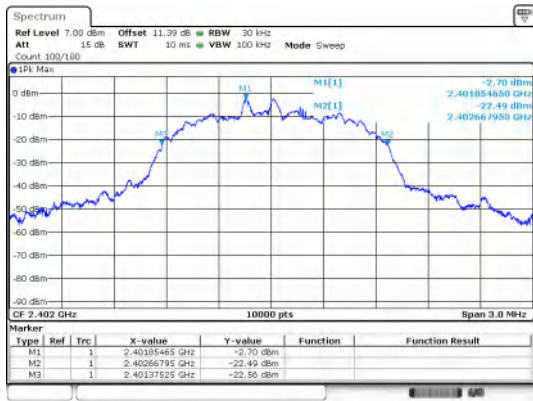
Date: 3.JUL.2024 15:14:59

$\pi/4$ DQPSK_2-DH5_Channel 39



Date: 3.JUL.2024 15:16:59

$\pi/4$ DQPSK_2-DH5_Channel 78



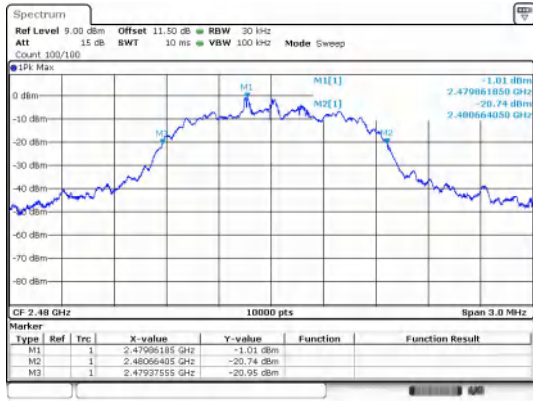
Date: 3.JUL.2024 15:14:28

8DPSK_3-DH5_Channel 30



Date: 3.JUL.2024 15:13:53

8DPSK_3-DH5_Channel 39



Date: 3.JUL.2024 15:16:21

8DPSK_3-DH5_Channel 78

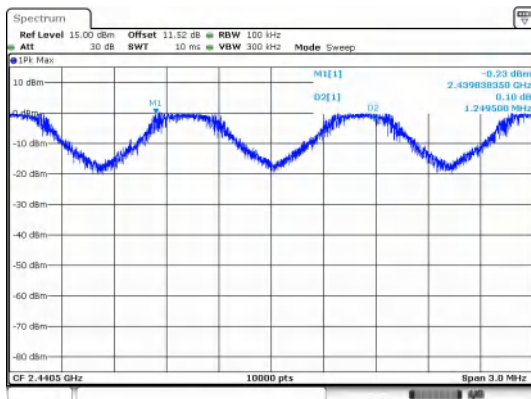
7) Carrier Frequencies Separation

Left

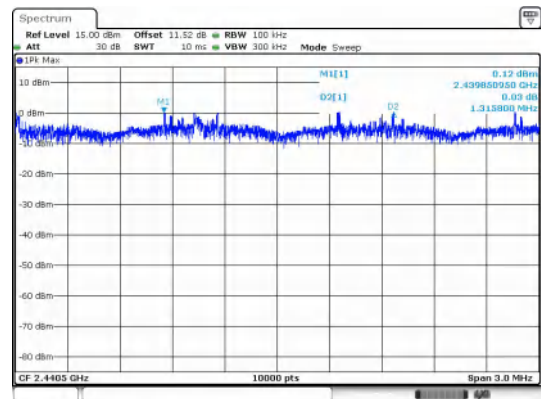
Test Result

Modulation	Packet	Left Center frequency (MHz)	Right Center frequency (MHz)	Hopping Frequency Separation (MHz)	Limit (MHz)	Result
GFSK	DH5	2439.8383	2441.0878	1.2495	1.020	PASS
$\pi/4$ DQPSK	2-DH5	2439.851	2441.1667	1.3158	0.86	PASS
8DPSK	3-DH5	2439.8666	2441.1842	1.3176	0.86	PASS

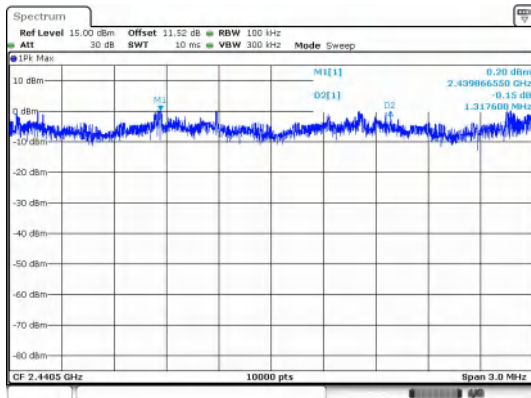
Test Graphs



GFSK



$\pi/4$ DQPSK

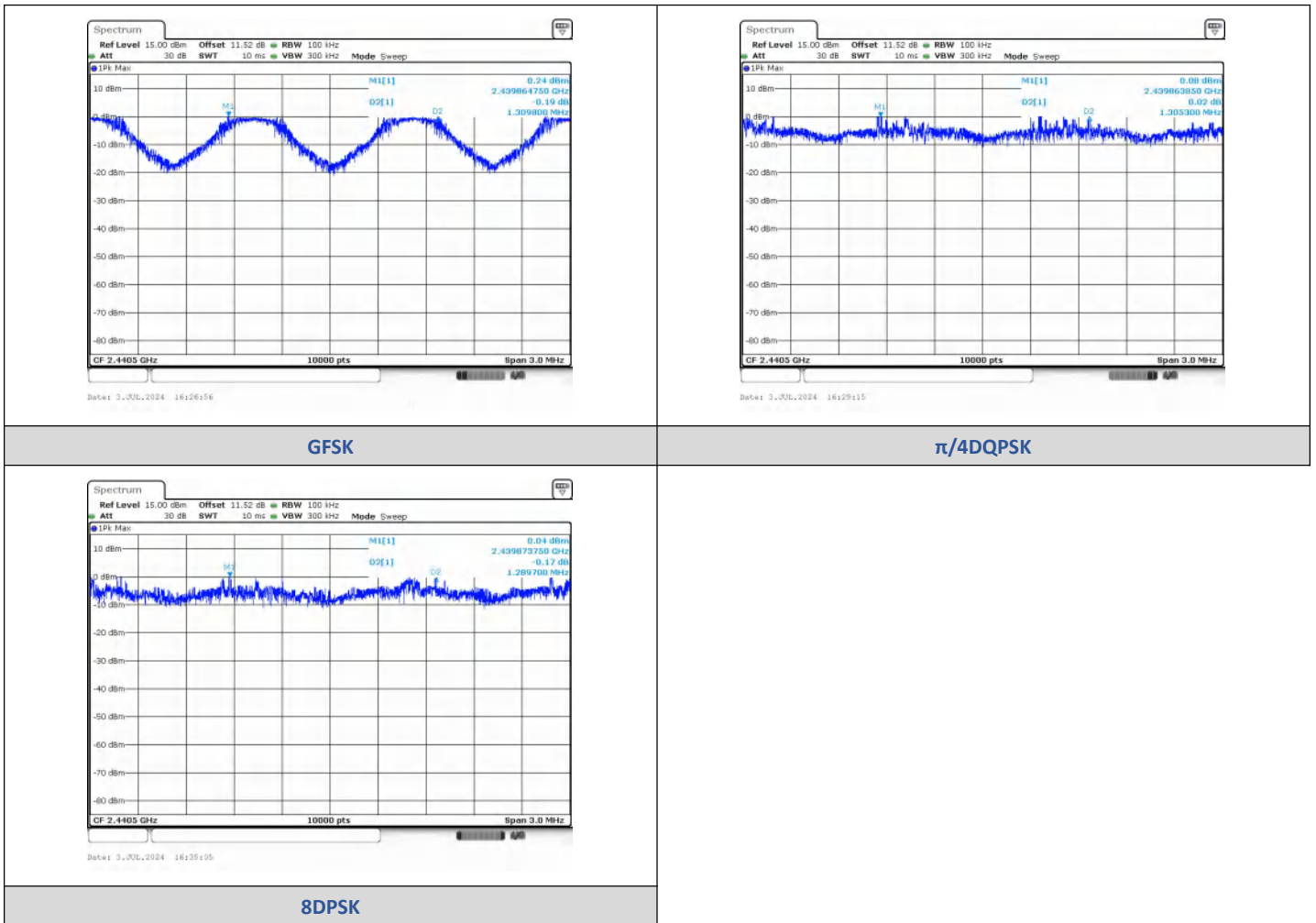


8DPSK

Right
Test Result

Modulation	Packet	Left Center frequency (MHz)	Right Center frequency (MHz)	Hopping Frequency Separation (MHz)	Limit (MHz)	Result
GFSK	DH5	2439.8648	2441.1746	1.3098	1.030	PASS
$\pi/4$ DQPSK	2-DH5	2439.8639	2441.1692	1.3053	0.873	PASS
8DPSK	3-DH5	2439.8738	2441.1635	1.2897	0.86	PASS

Test Graphs



8) Conducted Out Of Band Emission

Left

Test Result

Non-Hopping

Modulation	Packet	Channel	OOB Emission Frequency (MHz)	OOB Emission Level (dBm)	Limit (dBm)	Over Limit (dB)	Result
GFSK	DH5	0	2400.00	-47.733	-20.42	-27.313	PASS
			4803.85	-47.296	-20.42	-26.876	PASS
		39	4882.09	-45.826	-19.62	-26.206	PASS
		78	2483.50	-49.885	-18.61	-31.275	PASS
			4960.33	-45.905	-18.61	-27.295	PASS
$\pi/4$ DQPSK	2-DH5	0	2398.74	-48.922	-20.47	-28.452	PASS
			2400.00	-49.280	-20.47	-28.810	PASS
			9608.10	-47.295	-20.47	-26.825	PASS
		39	9763.72	-48.179	-19.52	-28.659	PASS
		78	2483.50	-50.737	-18.65	-32.087	PASS
4959.49	-47.383		-18.65	-28.733	PASS		
8DPSK	3-DH5	0	2400.00	-47.670	-20.38	-27.290	PASS
			9608.08	-48.435	-20.38	-28.055	PASS
		39	9763.72	-48.020	-20.04	-27.980	PASS
		78	2483.50	-49.741	-18.77	-30.971	PASS
			4960.33	-43.557	-18.77	-24.787	PASS

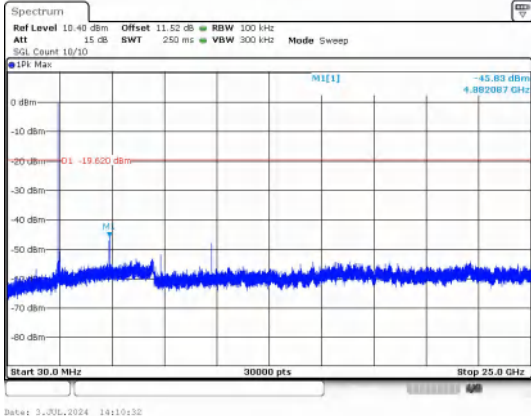
Hopping

Modulation	Packet	Channel	OOB Emission Frequency (MHz)	OOB Emission Level (dBm)	Limit (dBm)	Over Limit (dB)	Result
GFSK	DH5	Hopping	2396.93	-47.979	-20.52	-27.459	PASS
			2400.00	-48.853	-20.52	-28.333	PASS
			2483.50	-49.382	-18.97	-30.412	PASS
			2397.40	-47.809	-20.21	-27.599	PASS
			2400.00	-49.767	-20.21	-29.557	PASS
			2483.50	-49.378	-18.59	-30.788	PASS
$\pi/4$ DQPSK	2-DH5		2396.98	-47.948	-20.15	-27.798	PASS
			2400.00	-49.025	-20.15	-28.875	PASS
			2483.50	-49.633	-19.92	-29.713	PASS
			2395.64	-47.300	-20.26	-27.040	PASS
			2400.00	-47.445	-20.26	-27.185	PASS
			2483.50	-49.112	-18.68	-30.432	PASS
8DPSK	3-DH5	2398.22	-47.467	-20.25	-27.217	PASS	
		2400.00	-49.056	-20.25	-28.806	PASS	

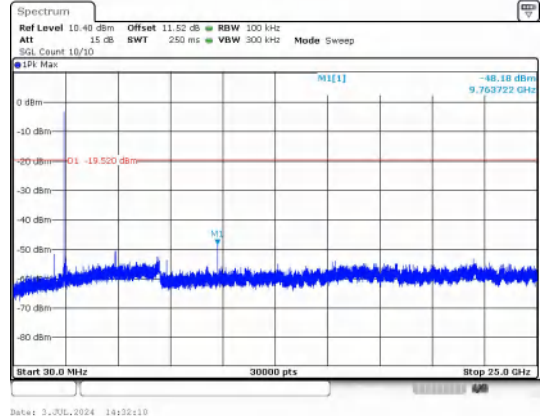
			2483.50	-48.773	-19.06	-29.713	PASS
			2400.00	-47.848	-20.54	-27.308	PASS
			2483.50	-49.295	-20.01	-29.285	PASS

Test Graphs

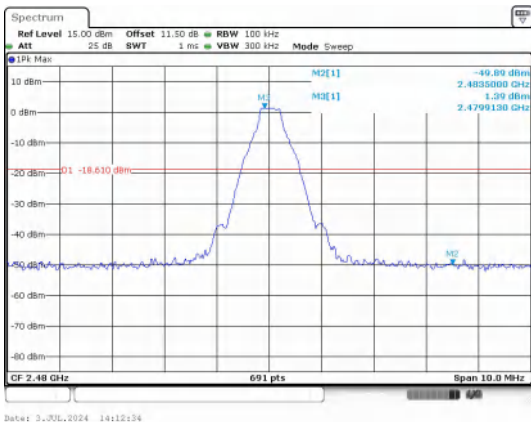
<p>Ref Level 15.00 dBm Offset 11.39 dB RBW 100 kHz Att 25 dB SWT 1 ms VBW 300 kHz Mode Sweep</p> <p>1Pk Max M2[1] -47.73 dBm 2.400000 GHz M3[1] -47.84 dBm 2.4018990 GHz</p> <p>01 -20.420 dBm</p> <p>CF 2.402 GHz 691 pts Span 10.0 MHz</p> <p>Date: 3_JUL_2024 14:01:46</p>	<p>Ref Level 15.00 dBm Offset 11.39 dB RBW 100 kHz Att 25 dB SWT 1 ms VBW 300 kHz Mode Sweep</p> <p>1Pk Max M1[1] -48.92 dBm 2.3987400 GHz M2[1] -49.28 dBm 2.4000000 GHz</p> <p>01 -20.470 dBm</p> <p>CF 2.402 GHz 691 pts Span 10.0 MHz</p> <table border="1"> <thead> <tr> <th>Marker</th> <th>Type</th> <th>Ref</th> <th>Trc</th> <th>X-value</th> <th>Y-value</th> <th>Function</th> <th>Function Result</th> </tr> </thead> <tbody> <tr> <td>M1</td> <td>1</td> <td></td> <td></td> <td>2.39874 GHz</td> <td>-48.92 dBm</td> <td></td> <td></td> </tr> <tr> <td>M2</td> <td>1</td> <td></td> <td></td> <td>2.4 GHz</td> <td>-49.28 dBm</td> <td></td> <td></td> </tr> <tr> <td>M3</td> <td>1</td> <td></td> <td></td> <td>2.402174 GHz</td> <td>-47.47 dBm</td> <td></td> <td></td> </tr> </tbody> </table> <p>Date: 3_JUL_2024 14:15:00</p>	Marker	Type	Ref	Trc	X-value	Y-value	Function	Function Result	M1	1			2.39874 GHz	-48.92 dBm			M2	1			2.4 GHz	-49.28 dBm			M3	1			2.402174 GHz	-47.47 dBm		
Marker	Type	Ref	Trc	X-value	Y-value	Function	Function Result																										
M1	1			2.39874 GHz	-48.92 dBm																												
M2	1			2.4 GHz	-49.28 dBm																												
M3	1			2.402174 GHz	-47.47 dBm																												
<p>Out Of Band Emission GFSK_DH5_Channel 0</p>	<p>Out Of Band Emission $\pi/4$DQPSK_2-DH5_Channel 0</p>																																
<p>Ref Level 10.27 dBm Offset 11.39 dB RBW 100 kHz Att 15 dB SWT 250 ms VBW 300 kHz Mode Sweep SGL Count 10/10</p> <p>1Pk Max M1[1] -47.98 dBm 4.803848 GHz</p> <p>01 -20.420 dBm</p> <p>Start 30.0 MHz 30000 pts Stop 25.0 GHz</p> <p>Date: 3_JUL_2024 14:02:08</p>	<p>Ref Level 10.27 dBm Offset 11.39 dB RBW 100 kHz Att 15 dB SWT 250 ms VBW 300 kHz Mode Sweep SGL Count 10/10</p> <p>1Pk Max M1[1] -47.29 dBm 9.608076 GHz</p> <p>01 -20.470 dBm</p> <p>Start 30.0 MHz 30000 pts Stop 25.0 GHz</p> <p>Date: 3_JUL_2024 14:18:22</p>																																
<p>30.0 MHz - 25000.0 MHz GFSK_DH5_Channel 0</p>	<p>30.0 MHz - 25000.0 MHz $\pi/4$DQPSK_2-DH5_Channel 0</p>																																
<p>Ref Level 15.00 dBm Offset 11.52 dB RBW 100 kHz Att 25 dB SWT 1 ms VBW 300 kHz Mode Sweep</p> <p>1Pk Max M1[1] -50.98 dBm 2.4460000 GHz M3[1] 0.38 dBm 2.4408700 GHz</p> <p>01 -19.620 dBm</p> <p>CF 2.441 GHz 691 pts Span 10.0 MHz</p> <p>Date: 3_JUL_2024 14:10:10</p>	<p>Ref Level 15.00 dBm Offset 11.52 dB RBW 100 kHz Att 25 dB SWT 1 ms VBW 300 kHz Mode Sweep</p> <p>1Pk Max M1[1] -50.94 dBm 2.4460000 GHz M3[1] 0.48 dBm 2.4411740 GHz</p> <p>01 -19.550 dBm</p> <p>CF 2.441 GHz 691 pts Span 10.0 MHz</p> <p>Date: 3_JUL_2024 14:31:48</p>																																
<p>Out Of Band Emission GFSK_DH5_Channel 39</p>	<p>Out Of Band Emission $\pi/4$DQPSK_2-DH5_Channel 39</p>																																



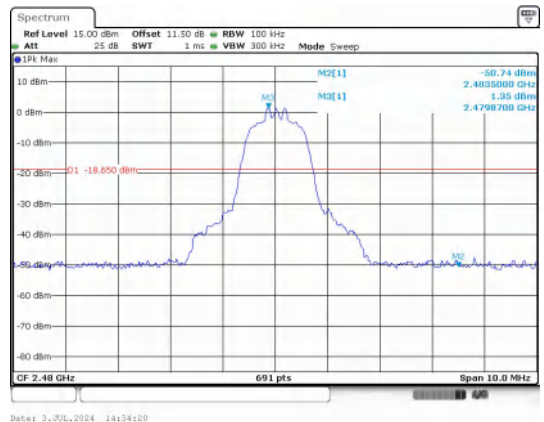
30.0 MHz - 25000.0 MHz
GFSK_DH5_Channel 39



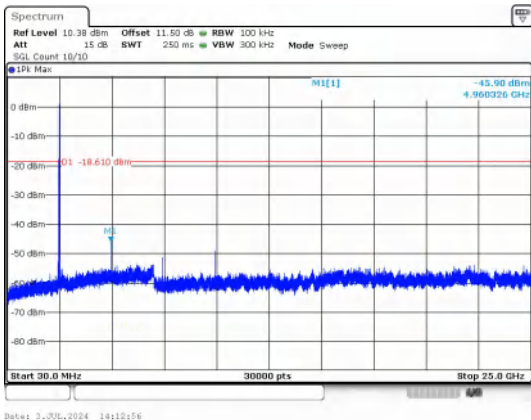
30.0 MHz - 25000.0 MHz
 $\pi/4$ DQPSK_2-DH5_Channel 39



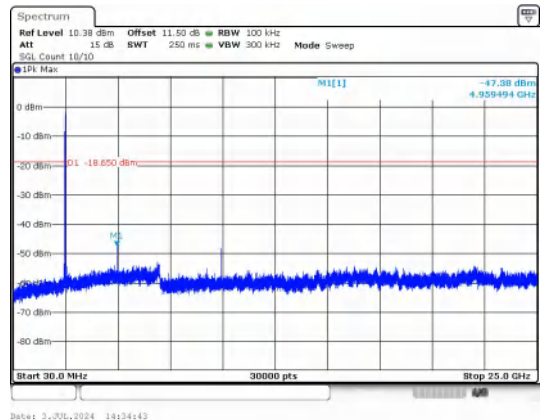
Out Of Band Emission
GFSK_DH5_Channel 78



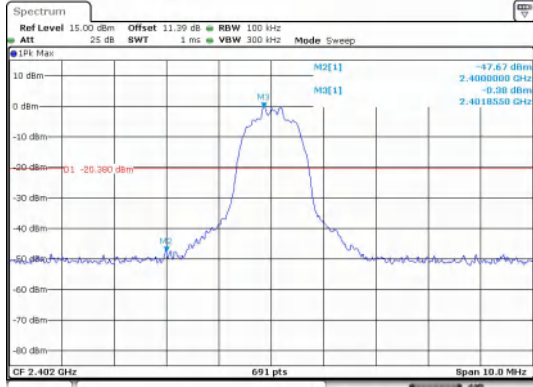
Out Of Band Emission
 $\pi/4$ DQPSK_2-DH5_Channel 78



30.0 MHz - 25000.0 MHz
GFSK_DH5_Channel 78

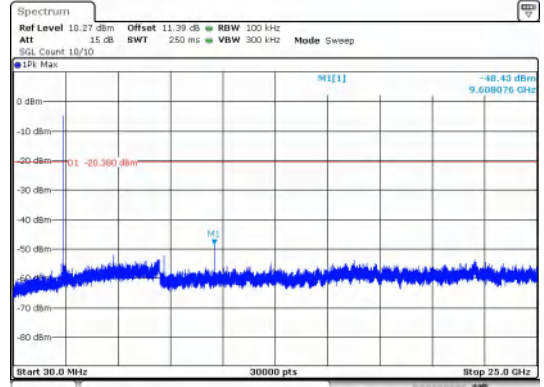


30.0 MHz - 25000.0 MHz
 $\pi/4$ DQPSK_2-DH5_Channel 78



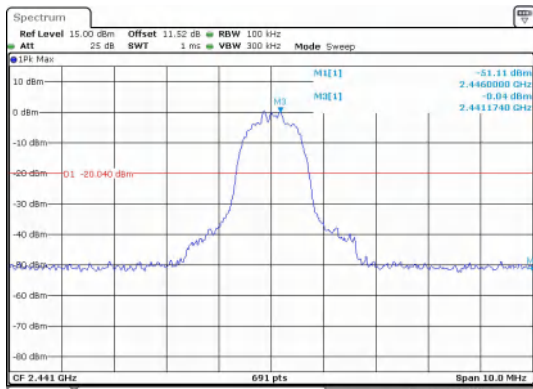
Date: 3-JUL-2024 14:41:53

Out Of Band Emission
8DPSK_3-DH5_Channel 0



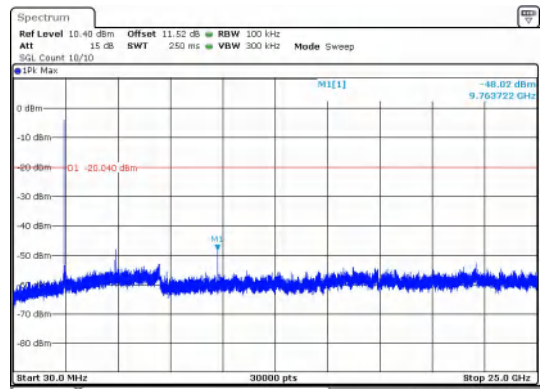
Date: 3-JUL-2024 14:42:15

30.0 MHz - 25000.0 MHz
8DPSK_3-DH5_Channel 0



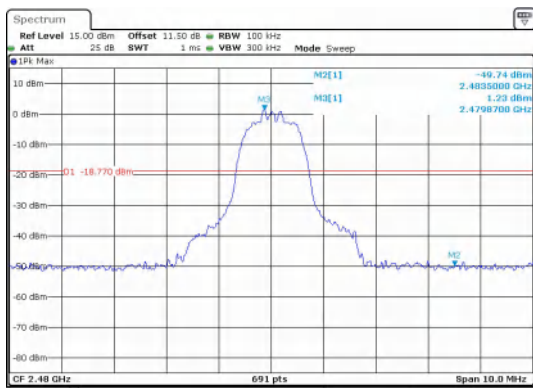
Date: 3-JUL-2024 14:52:27

Out Of Band Emission
8DPSK_3-DH5_Channel 39



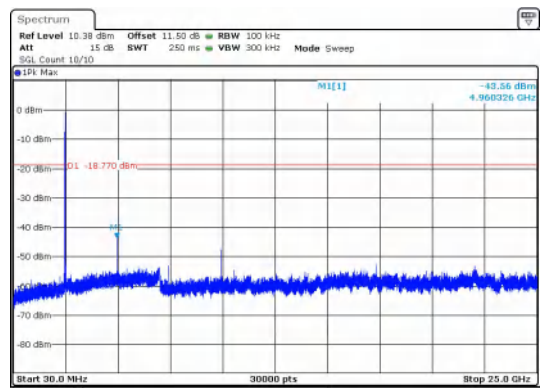
Date: 3-JUL-2024 14:52:49

30.0 MHz - 25000.0 MHz
8DPSK_3-DH5_Channel 39



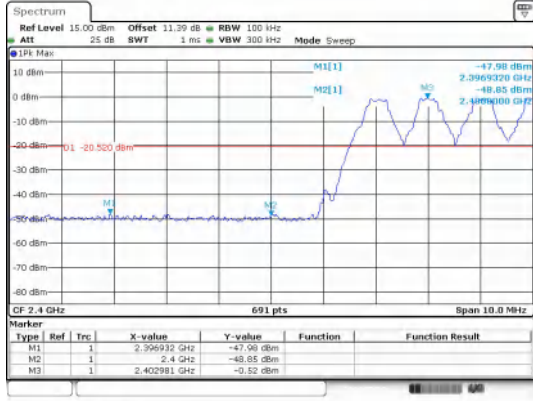
Date: 3-JUL-2024 14:54:37

Out Of Band Emission
8DPSK_3-DH5_Channel 78



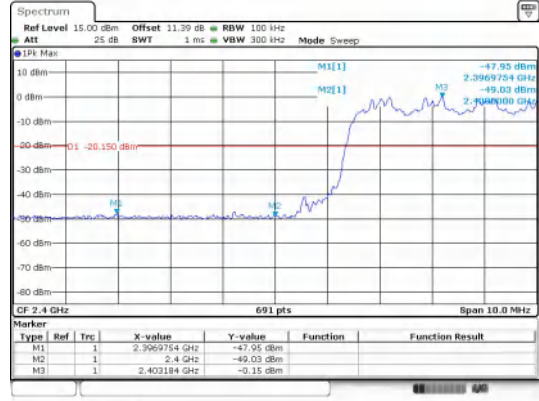
Date: 3-JUL-2024 14:54:59

30.0 MHz - 25000.0 MHz
8DPSK_3-DH5_Channel 78



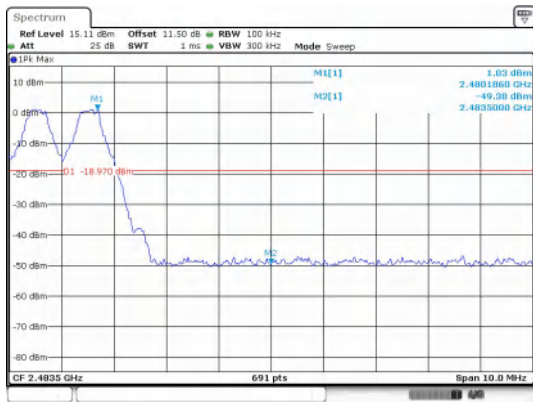
Date: 3.JUL.2024 14:07:34

Out Of Band Emission(Left)
GFSK_DH5_Channel Hopping



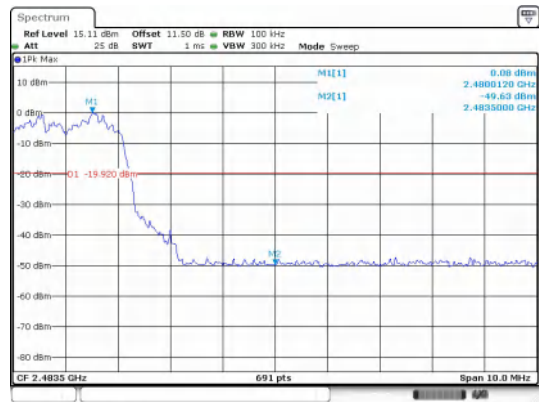
Date: 3.JUL.2024 14:07:38

Out Of Band Emission(Left)
 $\pi/4$ DQPSK_2-DH5_Channel Hopping



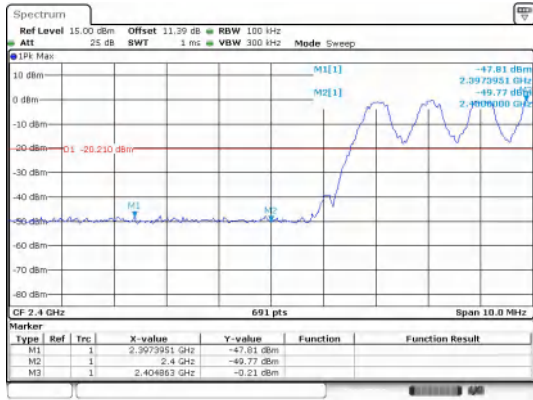
Date: 3.JUL.2024 14:08:33

Out Of Band Emission(Right)
GFSK_DH5_Channel Hopping



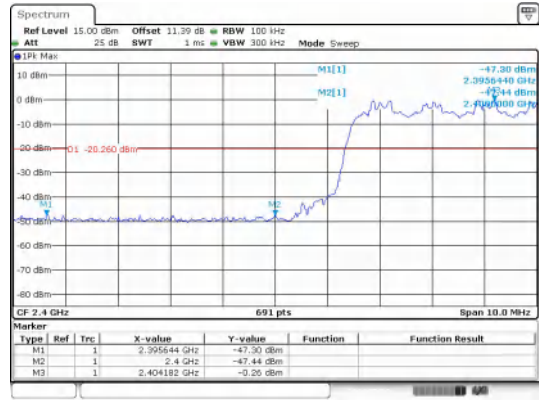
Date: 3.JUL.2024 14:08:20

Out Of Band Emission(Right)
 $\pi/4$ DQPSK_2-DH5_Channel Hopping



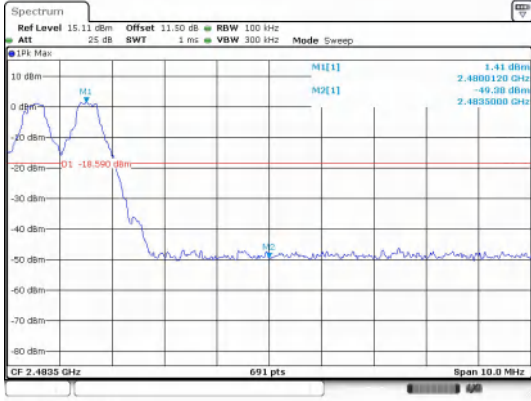
Date: 3.JUL.2024 14:15:05

Out Of Band Emission(Left)
GFSK_DH5_Channel Hopping



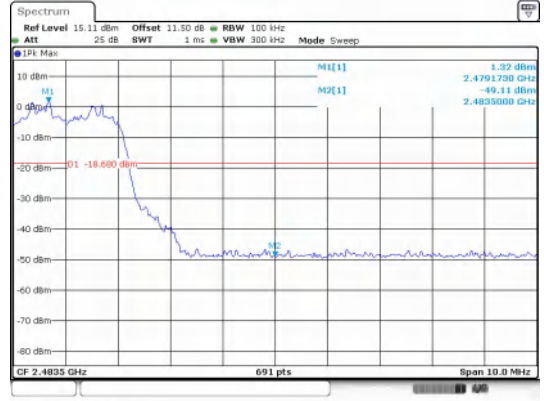
Date: 3.JUL.2024 14:07:54

Out Of Band Emission(Left)
 $\pi/4$ DQPSK_2-DH5_Channel Hopping



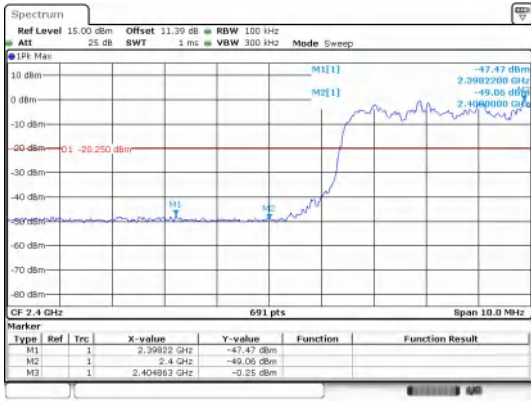
Date: 3.JUL.2024 14:16:09

Out Of Band Emission(Right)
GFSK_DH5_Channel Hopping



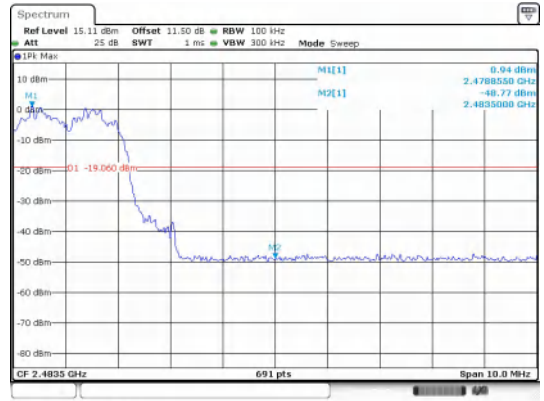
Date: 3.JUL.2024 14:40:10

Out Of Band Emission(Right)
 $\pi/4$ DQPSK_2-DH5_Channel Hopping



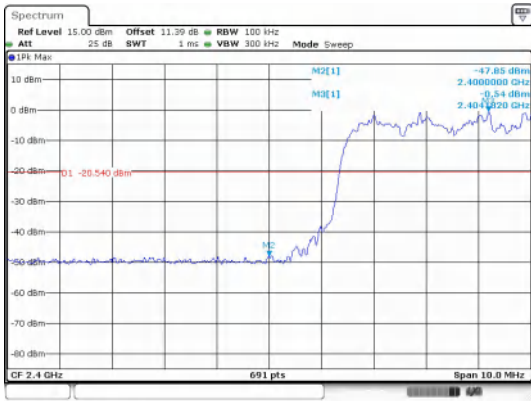
Date: 3.JUL.2024 14:49:30

Out Of Band Emission(Left)
8DPSK_3-DH5_Channel Hopping



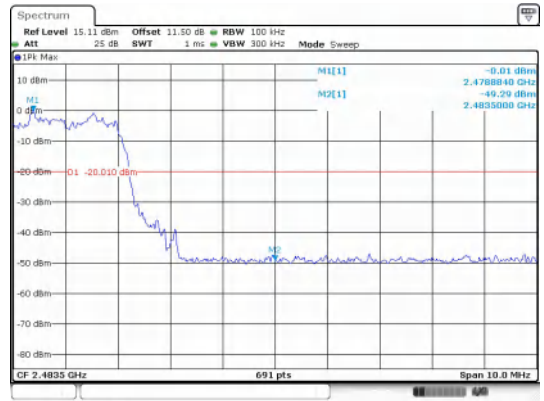
Date: 3.JUL.2024 14:50:52

Out Of Band Emission(Right)
8DPSK_3-DH5_Channel Hopping



Date: 3.JUL.2024 14:57:35

Out Of Band Emission(Left)
8DPSK_3-DH5_Channel Hopping



Date: 3.JUL.2024 14:58:27

Out Of Band Emission(Right)
8DPSK_3-DH5_Channel Hopping

Right
Test Result
Non-Hopping

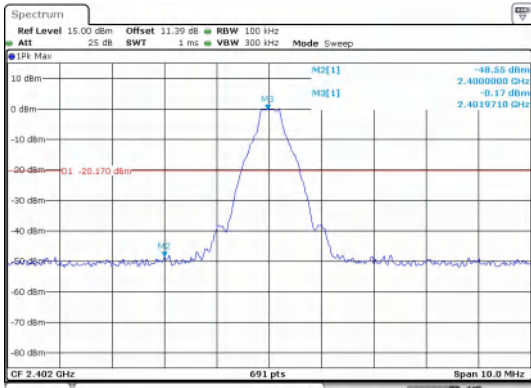
Modulation	Packet	Channel	OOB Emission Frequency (MHz)	OOB Emission Level (dBm)	Limit (dBm)	Over Limit (dB)	Result
GFSK	DH5	0	2400.00	-48.546	-20.17	-28.376	PASS
			4803.85	-47.546	-20.17	-27.376	PASS
		39	4882.09	-47.871	-19.9	-27.971	PASS
		78	2483.50	-50.813	-18.39	-32.423	PASS
			4960.33	-46.219	-18.39	-27.829	PASS
$\pi/4$ DQPSK	2-DH5	0	2400.00	-48.306	-20.16	-28.146	PASS
			9608.08	-49.140	-20.16	-28.980	PASS
		39	9763.72	-47.940	-19.94	-28.000	PASS
		78	2483.50	-50.468	-18.67	-31.798	PASS
			4960.33	-48.181	-18.67	-29.511	PASS
8DPSK	3-DH5	0	2397.85	-48.782	-20.11	-28.672	PASS
			2400.00	-48.796	-20.11	-28.686	PASS
			9608.10	-49.266	-20.11	-29.156	PASS
		39	9763.72	-47.910	-19.81	-28.100	PASS
		78	2483.50	-50.826	-18.44	-32.386	PASS
			4959.49	-46.814	-18.44	-28.374	PASS

Hopping

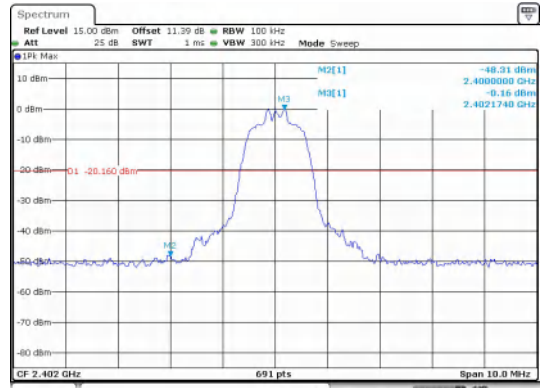
Modulation	Packet	Channel	OOB Emission Frequency (MHz)	OOB Emission Level (dBm)	Limit (dBm)	Over Limit (dB)	Result
GFSK	DH5	Hopping	2395.17	-47.478	-20.13	-27.348	PASS
			2400.00	-49.284	-20.13	-29.154	PASS
			2483.50	-49.100	-18.49	-30.610	PASS
			2398.52	-48.047	-20.14	-27.907	PASS
			2400.00	-48.888	-20.14	-28.748	PASS
			2483.50	-49.890	-18.54	-31.350	PASS
$\pi/4$ DQPSK	2-DH5		2396.16	-47.275	-21.34	-25.935	PASS
			2400.00	-49.606	-21.34	-28.266	PASS
			2483.50	-48.787	-20.85	-27.937	PASS
			2397.77	-47.727	-20.81	-26.917	PASS
			2400.00	-47.785	-20.81	-26.975	PASS
			2483.50	-48.565	-18.63	-29.935	PASS
8DPSK	3-DH5		2398.99	-48.133	-20.12	-28.013	PASS
			2400.00	-50.126	-20.12	-30.006	PASS
			2483.50	-48.887	-18.68	-30.207	PASS
			2397.97	-47.666	-20.47	-27.196	PASS
			2400.00	-47.707	-20.47	-27.237	PASS

			2483.50	-47.259	-18.44	-28.819	PASS
--	--	--	---------	---------	--------	---------	------

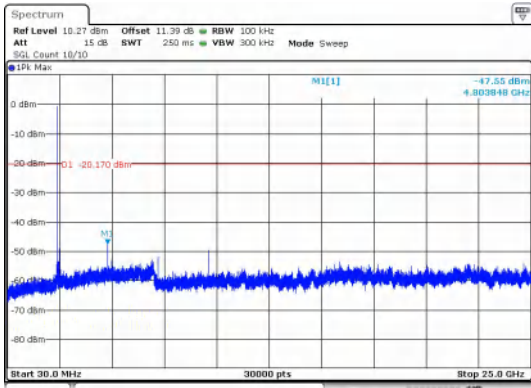
Test Graphs



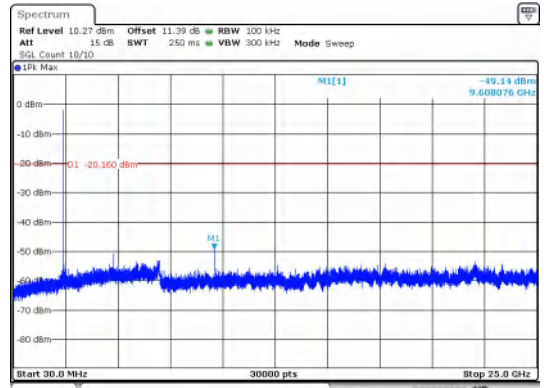
Out Of Band Emission
GFSK_DH5_Channel 0



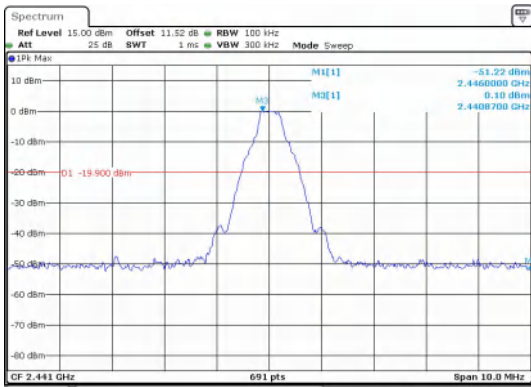
Out Of Band Emission
 $\pi/4$ DQPSK_2-DH5_Channel 0



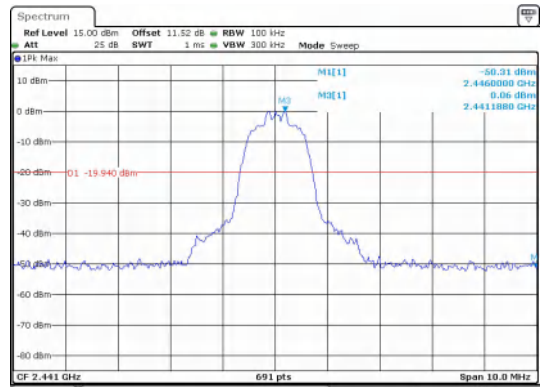
30.0 MHz - 25000.0 MHz
GFSK_DH5_Channel 0



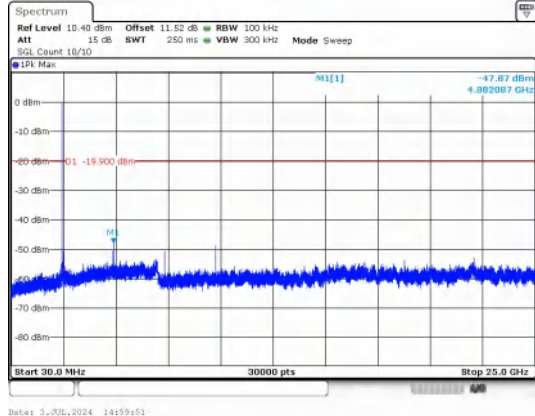
30.0 MHz - 25000.0 MHz
 $\pi/4$ DQPSK_2-DH5_Channel 0



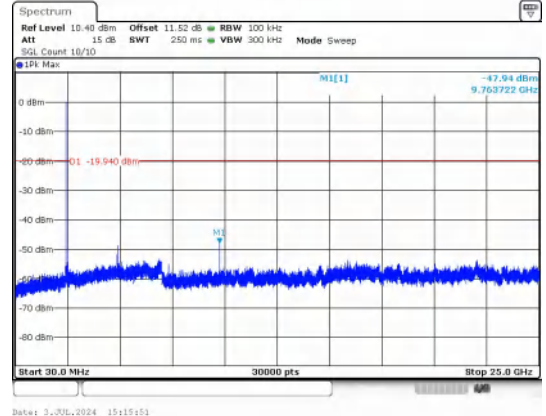
Out Of Band Emission
GFSK_DH5_Channel 39



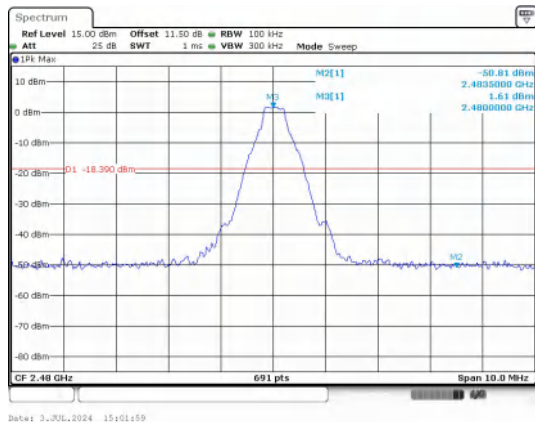
Out Of Band Emission
 $\pi/4$ DQPSK_2-DH5_Channel 39



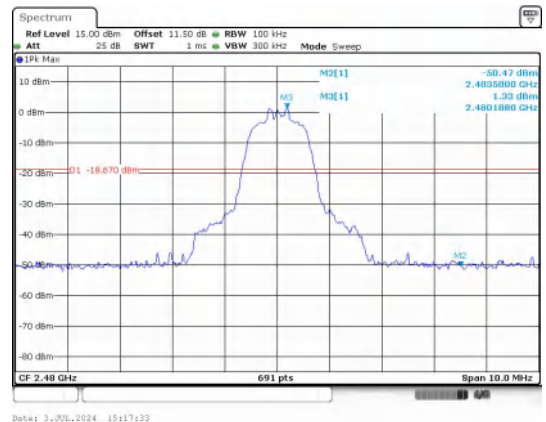
30.0 MHz - 25000.0 MHz
GFSK_DH5_Channel 39



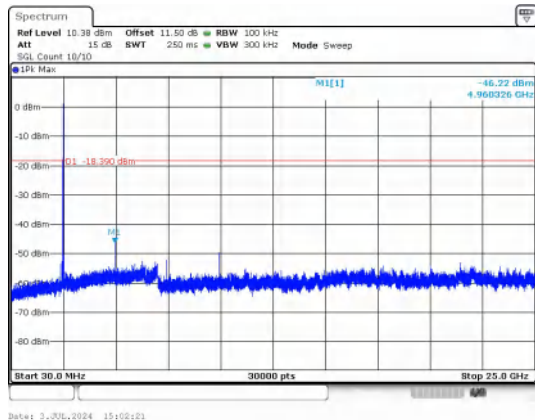
30.0 MHz - 25000.0 MHz
 $\pi/4$ DQPSK_2-DH5_Channel 39



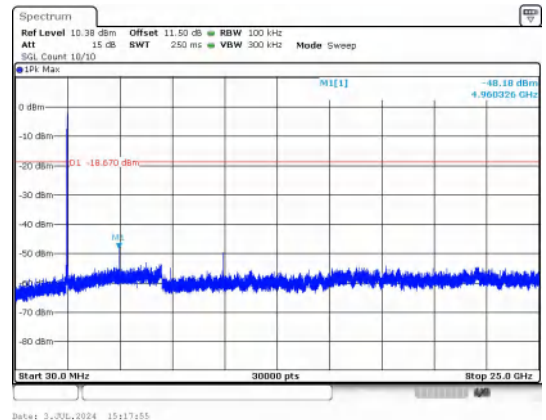
Out Of Band Emission
GFSK_DH5_Channel 78



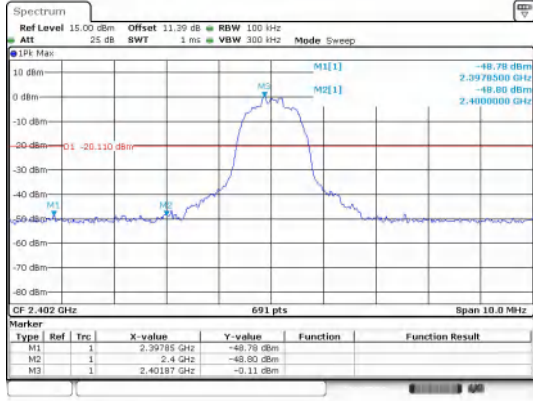
Out Of Band Emission
 $\pi/4$ DQPSK_2-DH5_Channel 78



30.0 MHz - 25000.0 MHz
GFSK_DH5_Channel 78

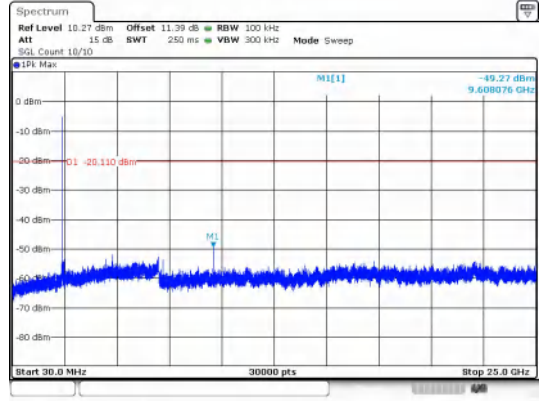


30.0 MHz - 25000.0 MHz
 $\pi/4$ DQPSK_2-DH5_Channel 78



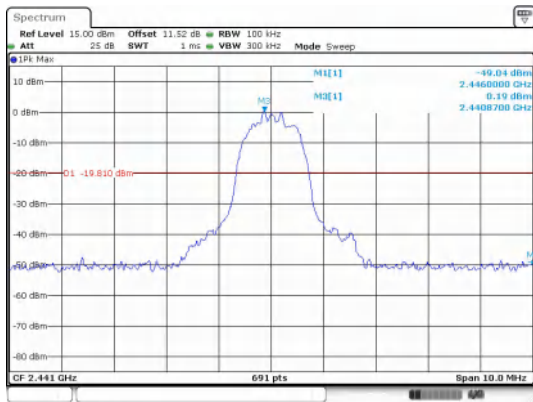
Date: 3-JUL-2024 15:25:02

Out Of Band Emission
8DPSK_3-DH5_Channel 0



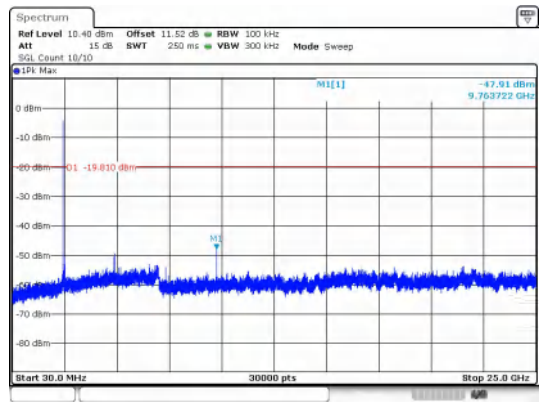
Date: 3-JUL-2024 15:25:04

30.0 MHz - 25000.0 MHz
8DPSK_3-DH5_Channel 0



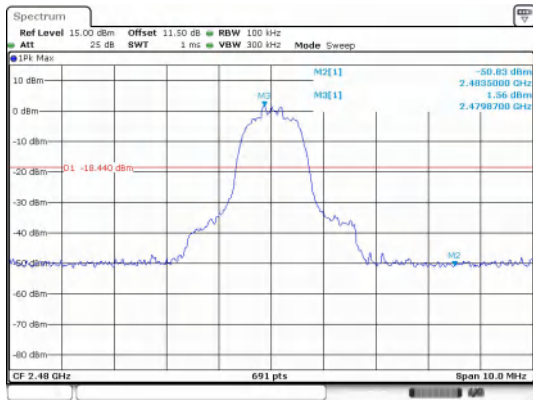
Date: 3-JUL-2024 15:13:12

Out Of Band Emission
8DPSK_3-DH5_Channel 39



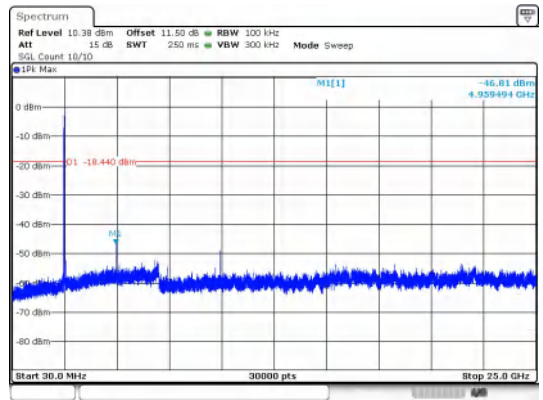
Date: 3-JUL-2024 15:13:44

30.0 MHz - 25000.0 MHz
8DPSK_3-DH5_Channel 39



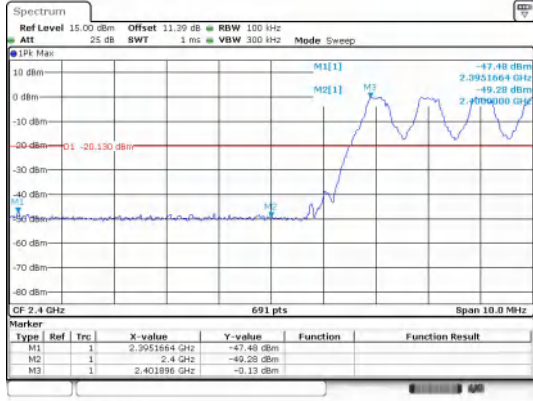
Date: 3-JUL-2024 15:17:05

Out Of Band Emission
8DPSK_3-DH5_Channel 78



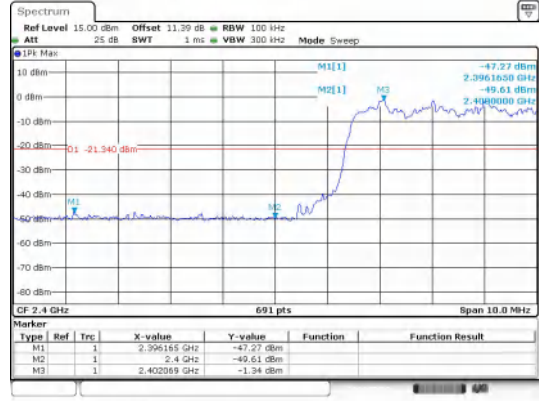
Date: 3-JUL-2024 15:17:28

30.0 MHz - 25000.0 MHz
8DPSK_3-DH5_Channel 78



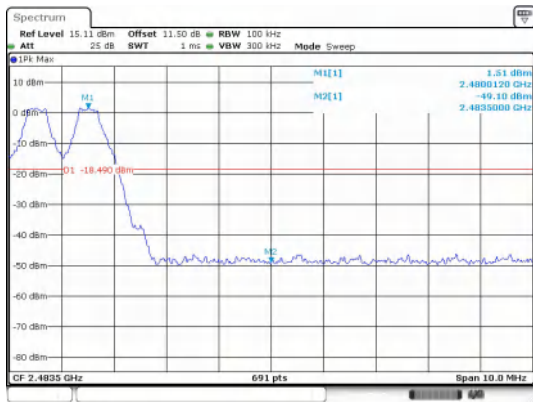
Date: 3.JUL.2024 14:50:20

Out Of Band Emission(Left)
GFSK_DH5_Channel Hopping



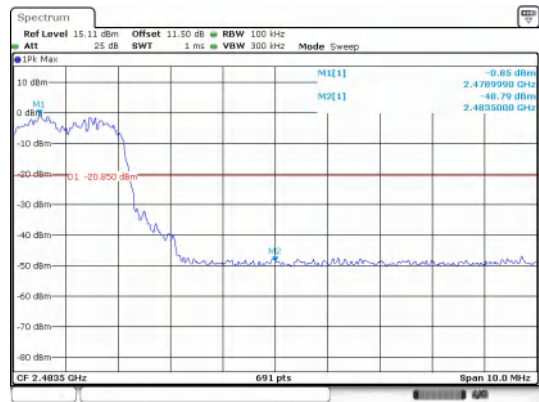
Date: 3.JUL.2024 15:13:00

Out Of Band Emission(Left)
 $\pi/4$ DQPSK_2-DH5_Channel Hopping



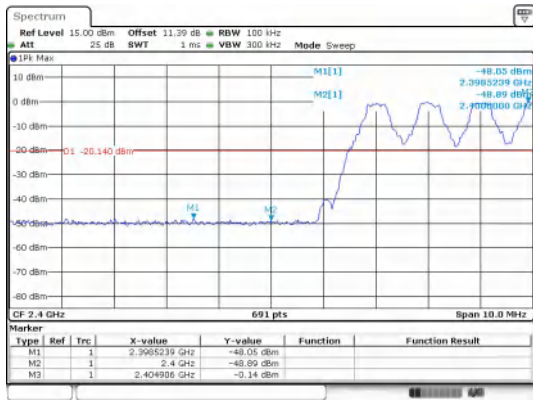
Date: 3.JUL.2024 14:52:20

Out Of Band Emission(Right)
GFSK_DH5_Channel Hopping



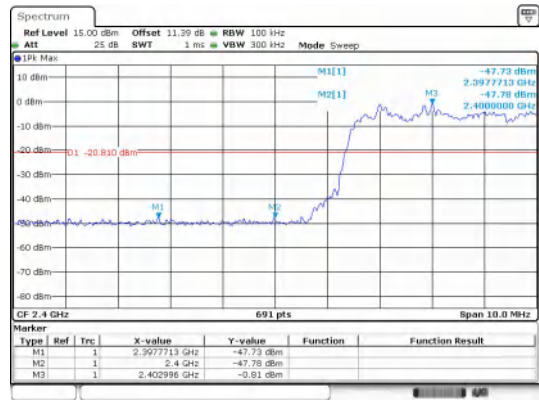
Date: 3.JUL.2024 15:13:45

Out Of Band Emission(Right)
 $\pi/4$ DQPSK_2-DH5_Channel Hopping



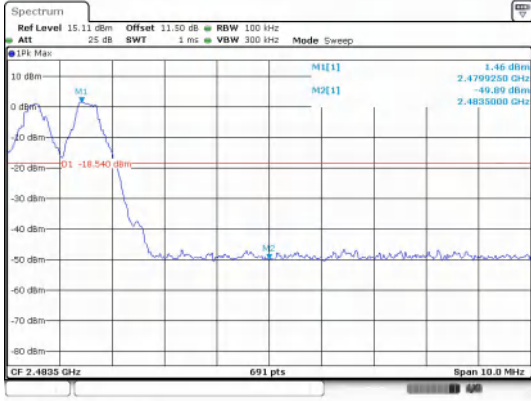
Date: 3.JUL.2024 15:04:40

Out Of Band Emission(Left)
GFSK_DH5_Channel Hopping



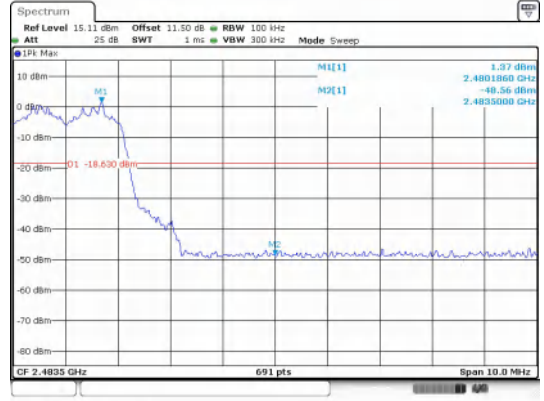
Date: 3.JUL.2024 15:19:50

Out Of Band Emission(Left)
 $\pi/4$ DQPSK_2-DH5_Channel Hopping



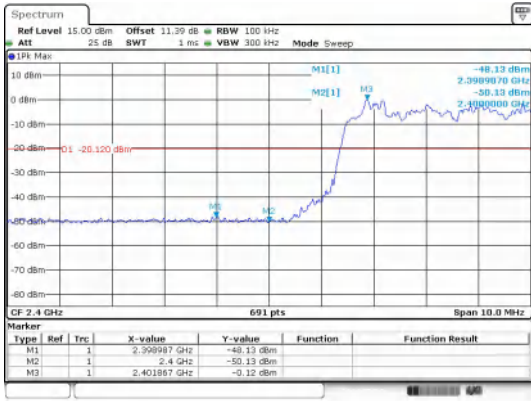
Date: 3.JUL.2024 15:05:26

Out Of Band Emission(Right)
GFSK_DH5_Channel Hopping



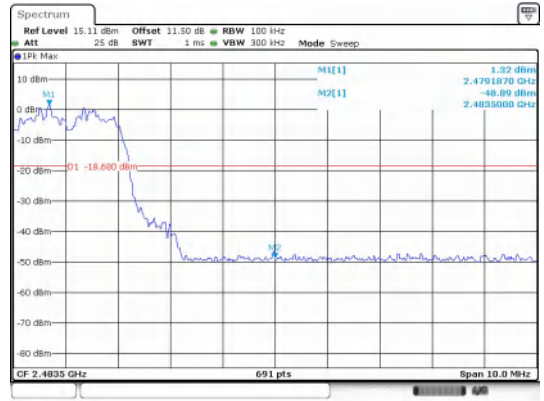
Date: 3.JUL.2024 15:22:35

Out Of Band Emission(Right)
 $\pi/4$ DQPSK_2-DH5_Channel Hopping



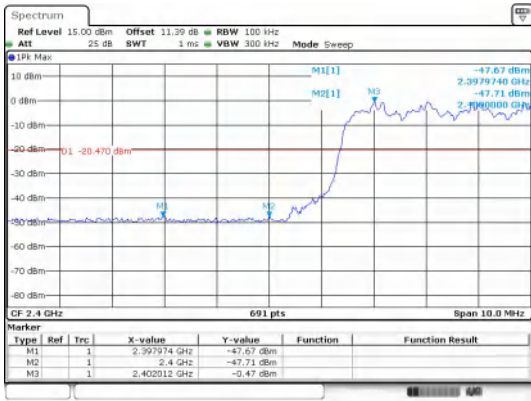
Date: 3.JUL.2024 15:31:31

Out Of Band Emission(Left)
8DPSK_3-DH5_Channel Hopping



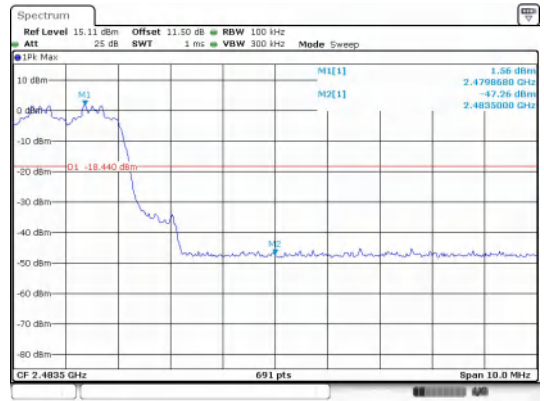
Date: 3.JUL.2024 15:32:28

Out Of Band Emission(Right)
8DPSK_3-DH5_Channel Hopping



Date: 3.JUL.2024 15:41:14

Out Of Band Emission(Left)
8DPSK_3-DH5_Channel Hopping



Date: 3.JUL.2024 16:16:57

Out Of Band Emission(Right)
8DPSK_3-DH5_Channel Hopping