

Test Mode: LTE Band 14 / 5MHz / 1RB / 16-QAM



Lowest channel



Highest channel

Test Mode: LTE Band 14 / 5MHz / 25RB / 16-QAM

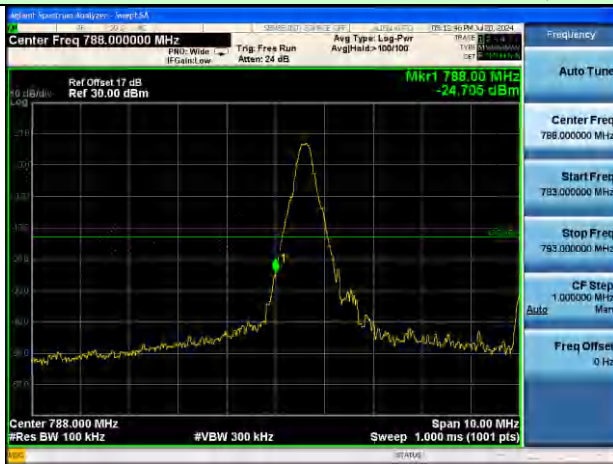


Lowest channel



Highest channel

Test Mode: LTE Band 14 / 10MHz / 1RB / 16-QAM



Lowest channel



Highest channel

Test Mode: LTE Band 14 / 10MHz / 50RB / 16-QAM

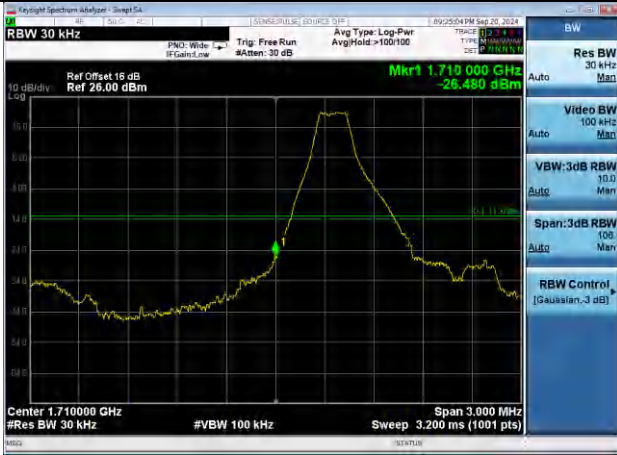


Lowest channel

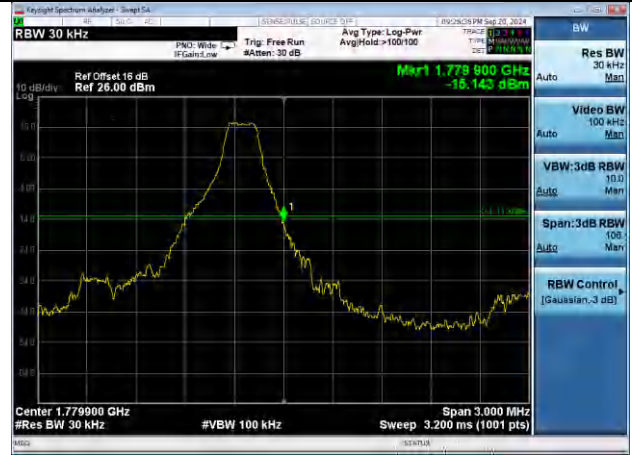


Highest channel

Test Mode: LTE Band 66 / 1.4MHz / 1RB / QPSK

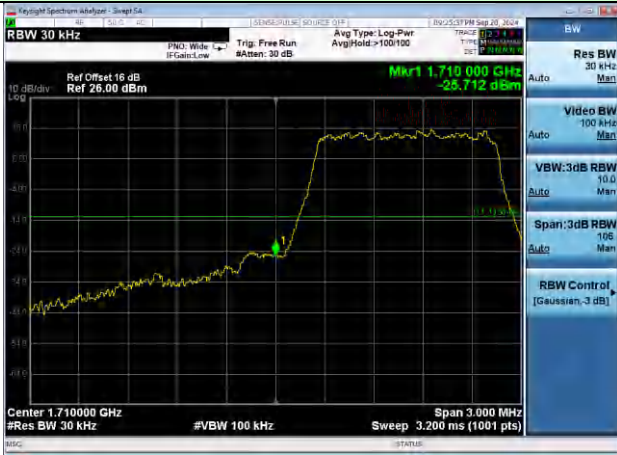


Lowest channel



Highest channel

Test Mode: LTE Band 66 / 1.4MHz / 6RB / QPSK



Lowest channel

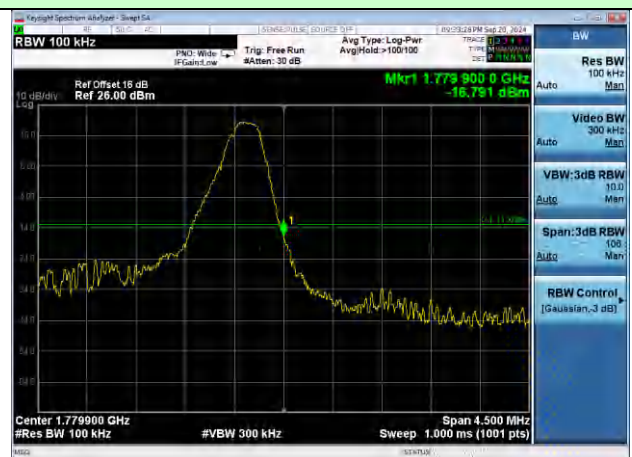


Highest channel

Test Mode: LTE Band 66 / 3MHz / 1RB / QPSK



Lowest channel



Highest channel

Test Mode: LTE Band 66 / 3MHz / 15RB / QPSK



Lowest channel



Highest channel

Test Mode: LTE Band 66 / 5MHz / 1RB / QPSK

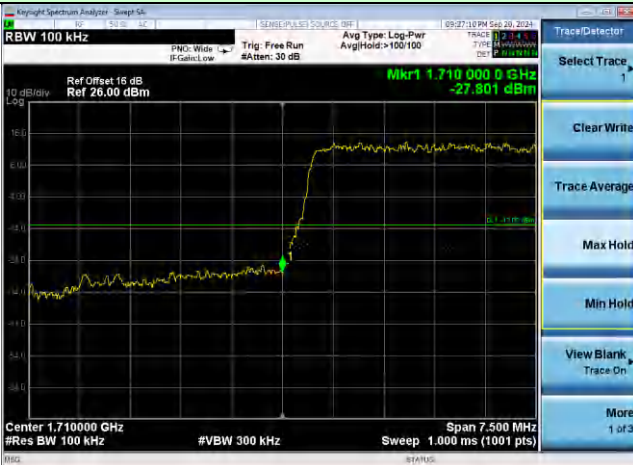


Lowest channel



Highest channel

Test Mode: LTE Band 66 / 5MHz / 25RB / QPSK

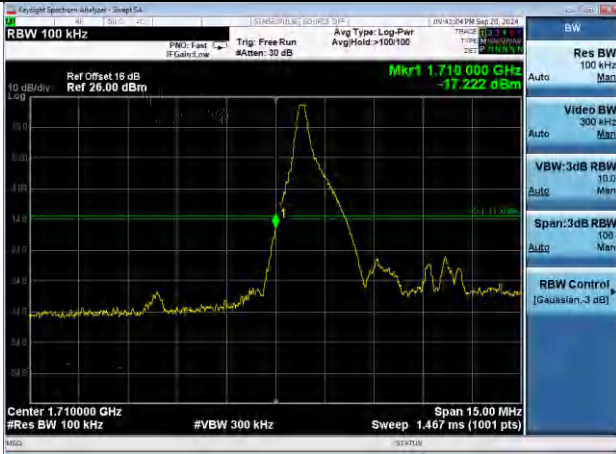


Lowest channel

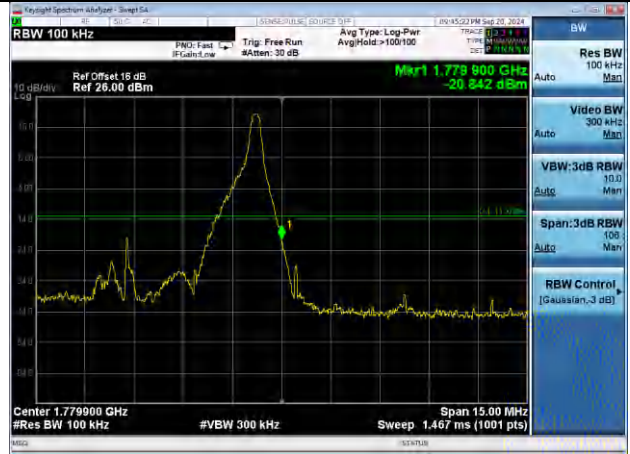


Highest channel

Test Mode: LTE Band 66 / 10MHz / 1RB / QPSK

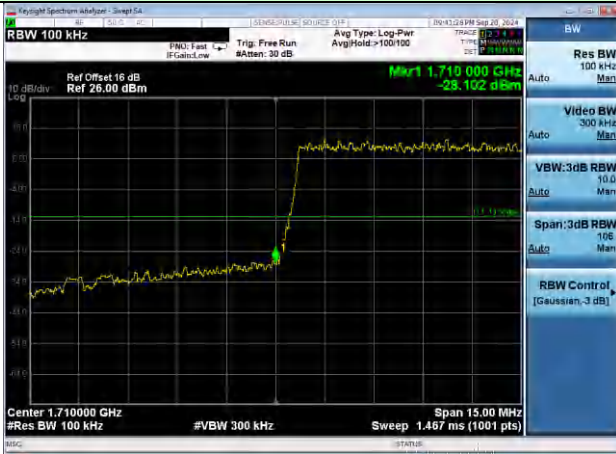


Lowest channel

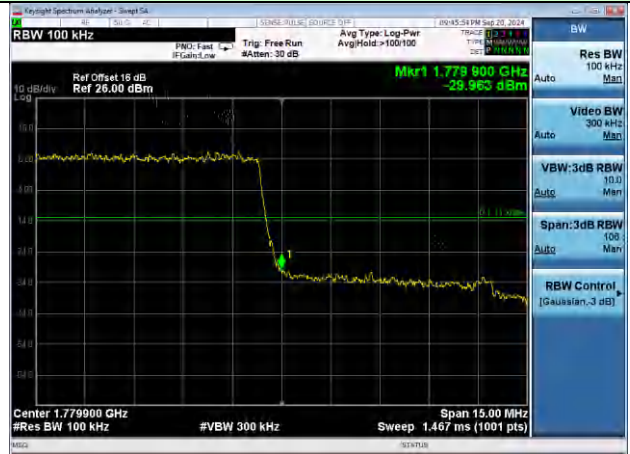


Highest channel

Test Mode: LTE Band 66 / 10MHz / 50RB / QPSK



Lowest channel

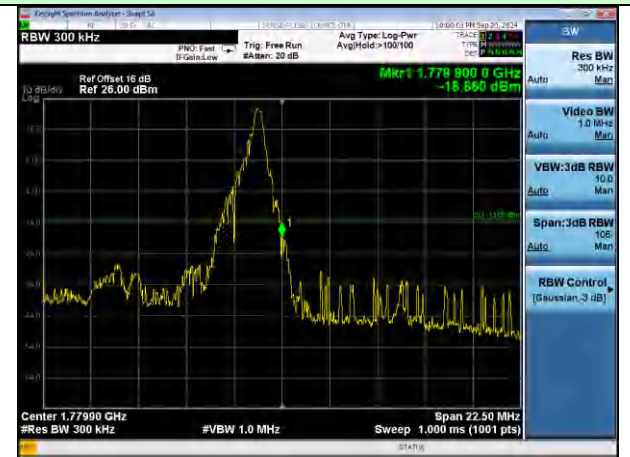


Highest channel

Test Mode: LTE Band 66 / 15MHz / 1RB / QPSK

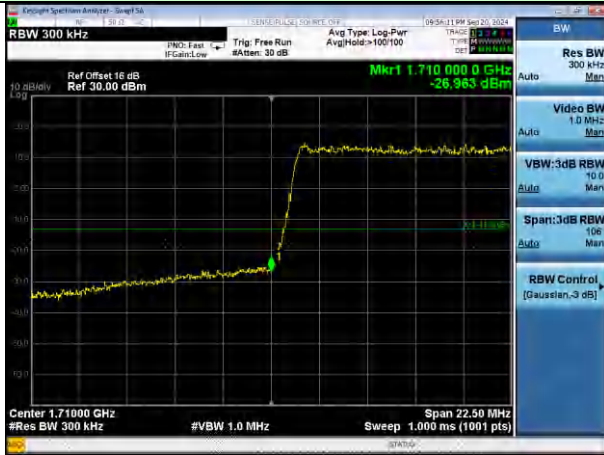


Lowest channel



Highest channel

Test Mode: LTE Band 66 / 15MHz / 75RB / QPSK



Lowest channel



Highest channel

Test Mode: LTE Band 66 / 20MHz / 1RB / QPSK



Lowest channel

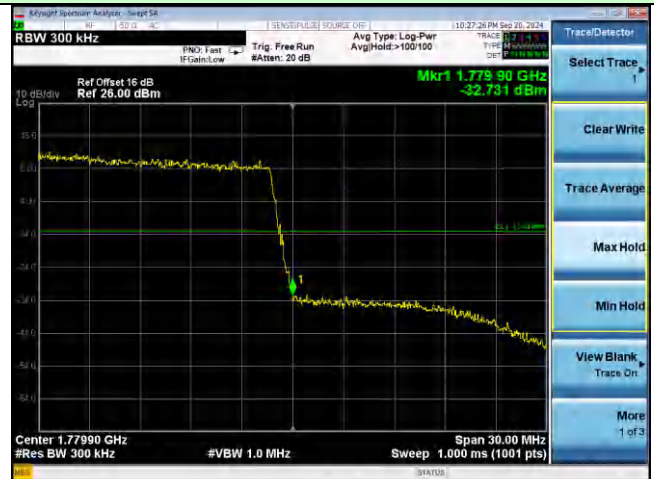


Highest channel

Test Mode: LTE Band 66 / 20MHz / 100RB / QPSK



Lowest channel

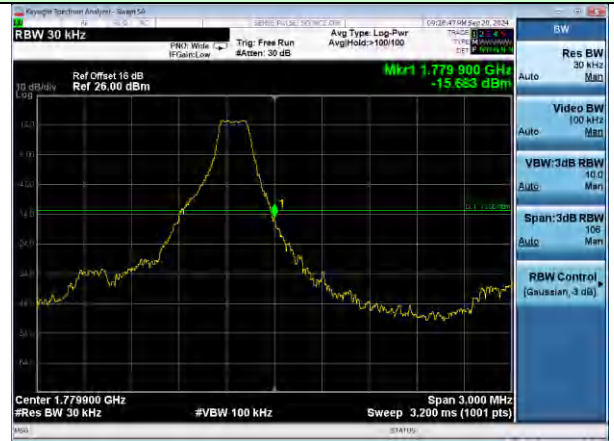


Highest channel

Test Mode: LTE Band 66 / 1.4MHz / 1RB / 16-QAM



Lowest channel

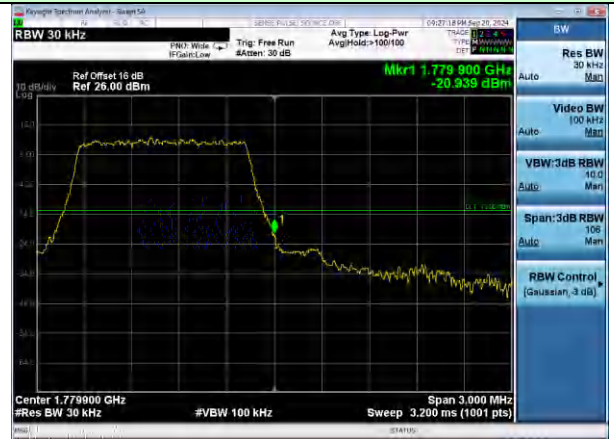


Highest channel

Test Mode: LTE Band 66 / 1.4MHz / 6RB / 16-QAM



Lowest channel

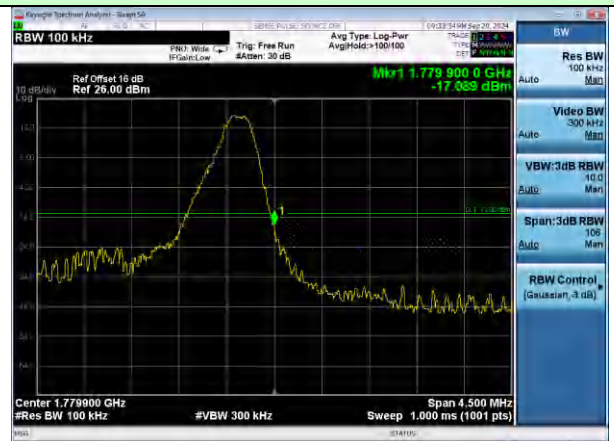


Highest channel

Test Mode: LTE Band 66 / 3MHz / 1RB / 16-QAM



Lowest channel



Highest channel

Test Mode: LTE Band 66 / 3MHz / 15RB / 16-QAM

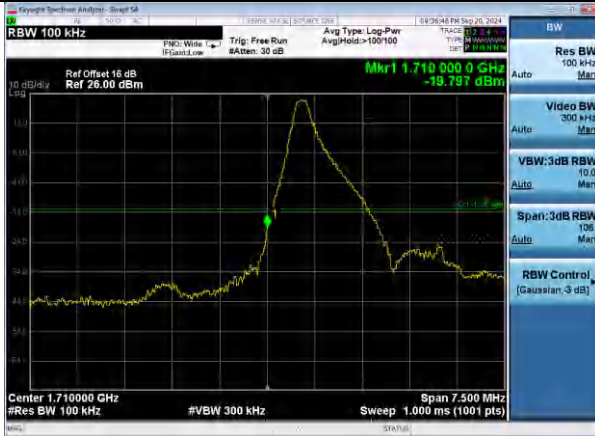


Lowest channel



Highest channel

Test Mode: LTE Band 66 / 5MHz / 1RB / 16-QAM

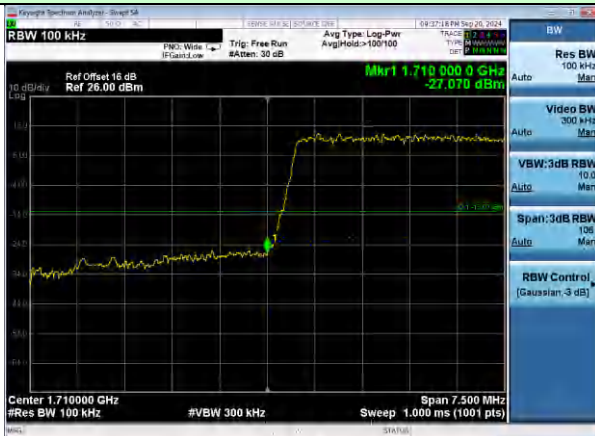


Lowest channel



Highest channel

Test Mode: LTE Band 66 / 5MHz / 25RB / 16-QAM

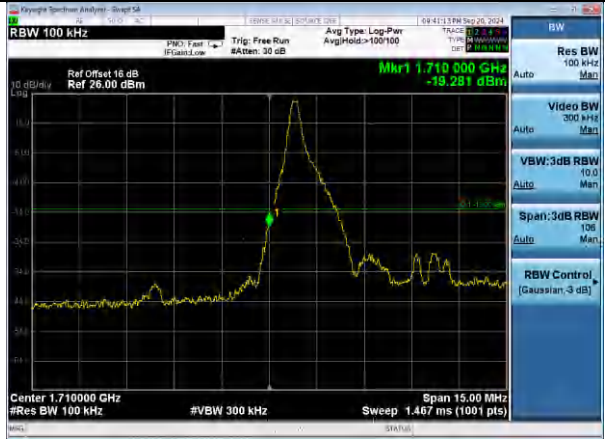


Lowest channel

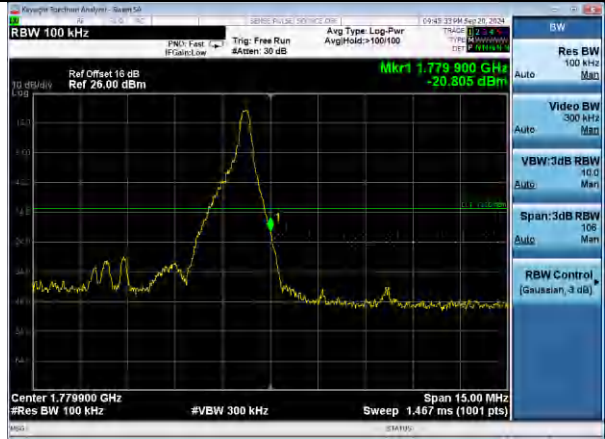


Highest channel

Test Mode: LTE Band 66 / 10MHz / 1RB / 16-QAM

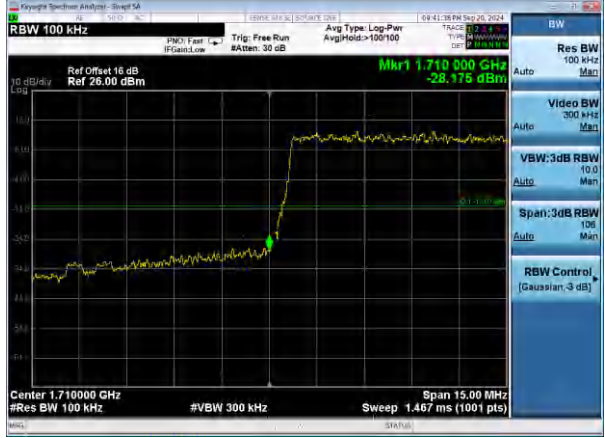


Lowest channel



Highest channel

Test Mode: LTE Band 66 / 10MHz / 50RB / 16-QAM



Lowest channel

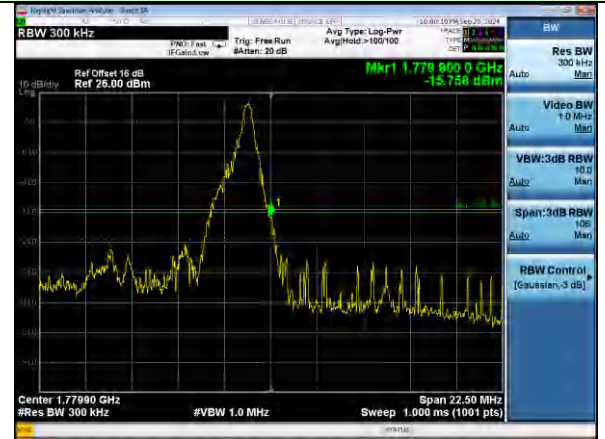


Highest channel

Test Mode: LTE Band 66 / 15MHz / 1RB / 16-QAM



Lowest channel



Highest channel

Test Mode: LTE Band 66 / 15MHz / 75RB / 16-QAM

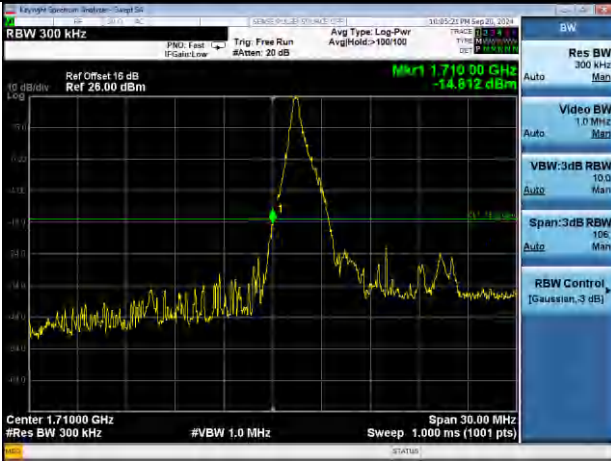


Lowest channel

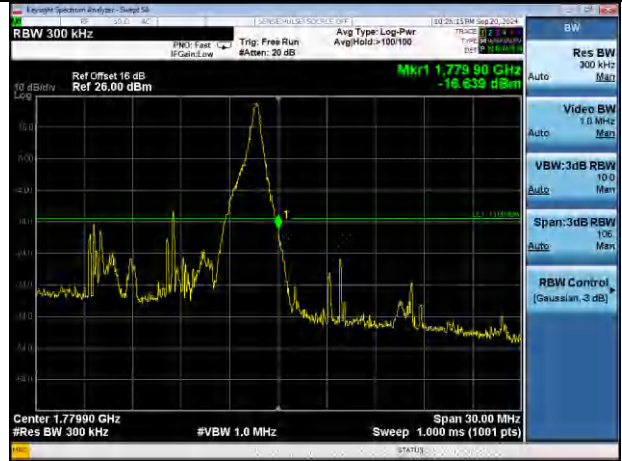


Highest channel

Test Mode: LTE Band 66 / 20MHz / 1RB / 16-QAM

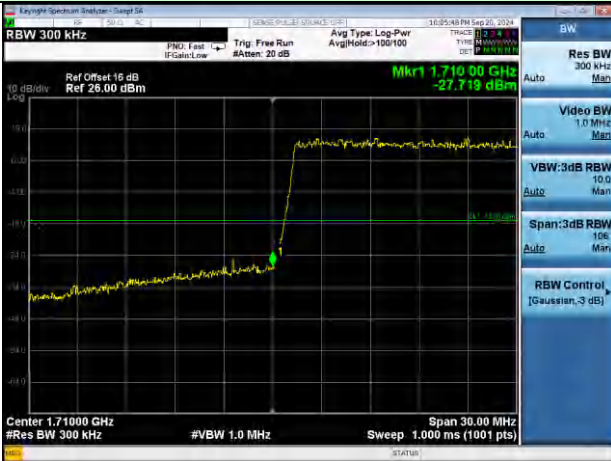


Lowest channel



Highest channel

Test Mode: LTE Band 66 / 20MHz / 100RB / 16-QAM



Lowest channel

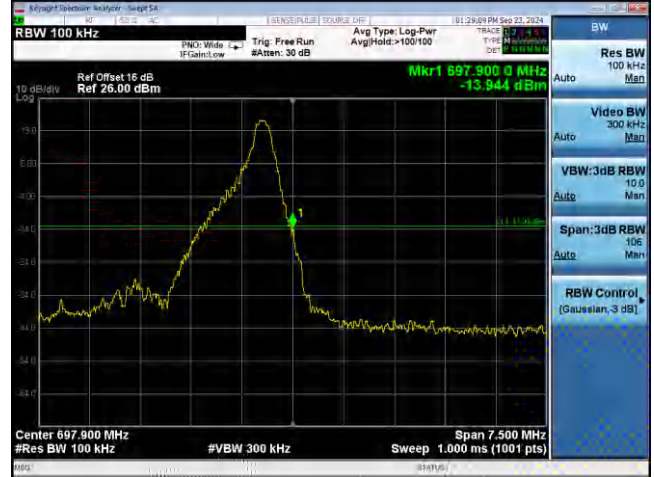


Highest channel

Test Mode: LTE Band 71 / 5MHz / 1RB / QPSK



Lowest channel

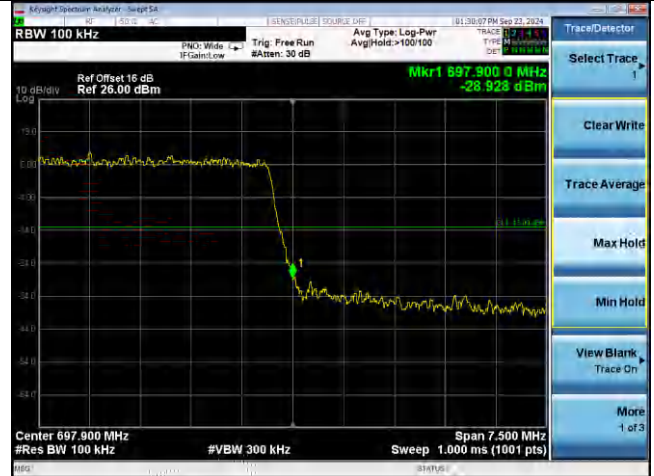


Highest channel

Test Mode: LTE Band 71 / 5MHz / 25RB / QPSK

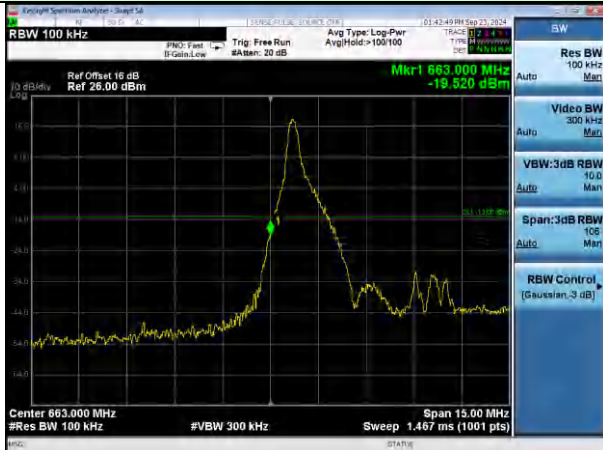


Lowest channel

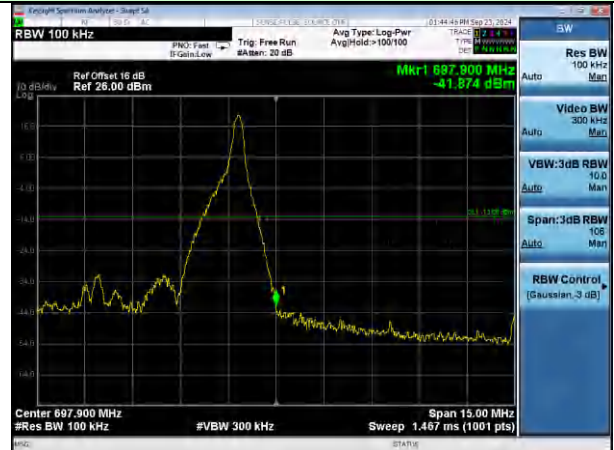


Highest channel

Test Mode: LTE Band 71 / 10MHz / 1RB / QPSK

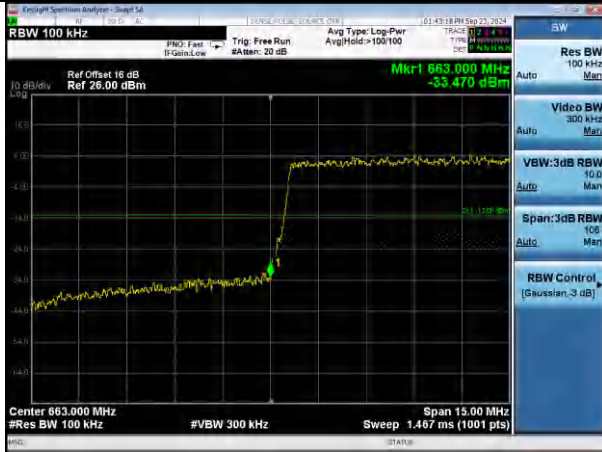


Lowest channel

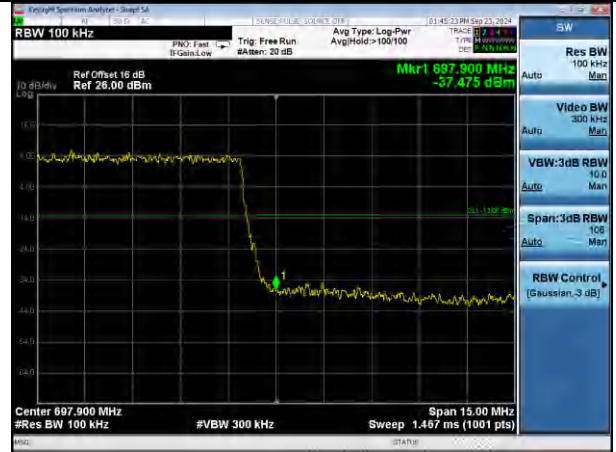


Highest channel

Test Mode: LTE Band 71 / 10MHz / 50RB / QPSK



Lowest channel



Highest channel

Test Mode: LTE Band 71 / 15MHz / 1RB / QPSK

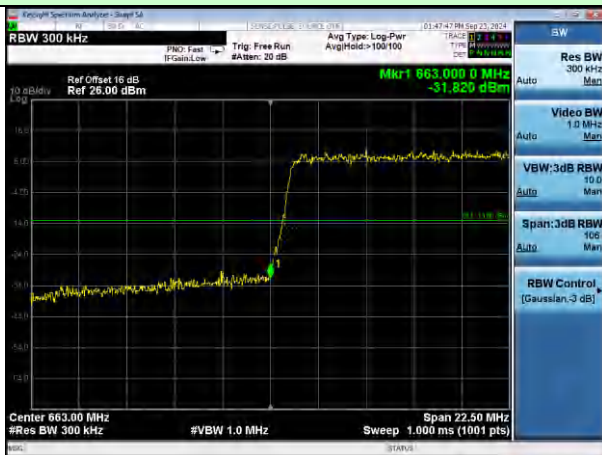


Lowest channel

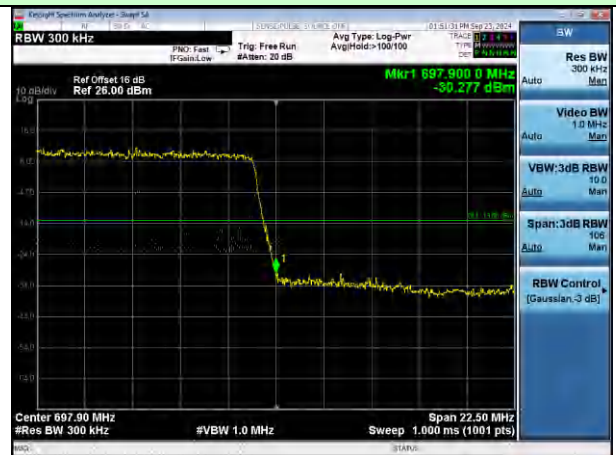


Highest channel

Test Mode: LTE Band 71 / 15MHz / 75RB / QPSK



Lowest channel

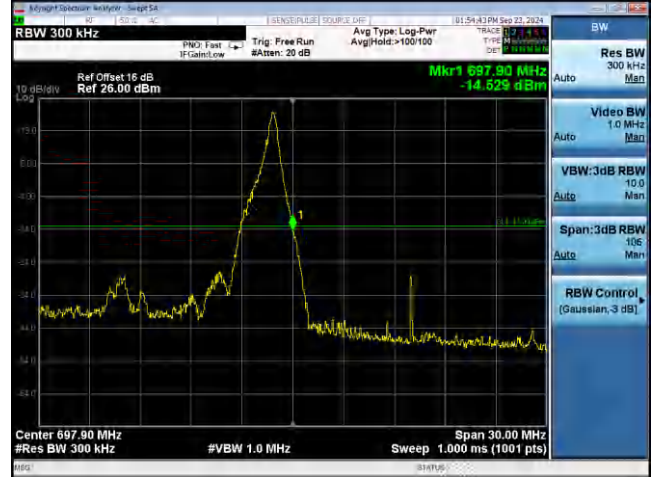


Highest channel

Test Mode: LTE Band 71 / 20MHz / 1RB / QPSK

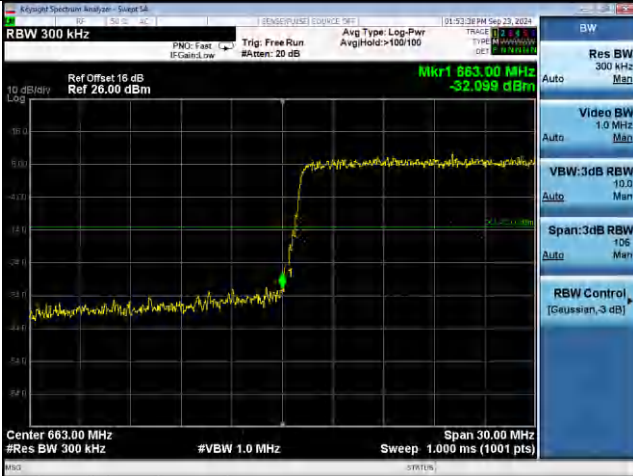


Lowest channel

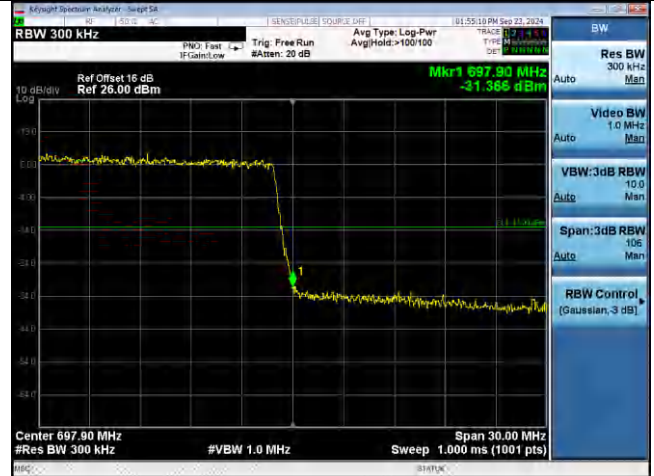


Highest channel

Test Mode: LTE Band 71 / 20MHz / 100RB / QPSK



Lowest channel

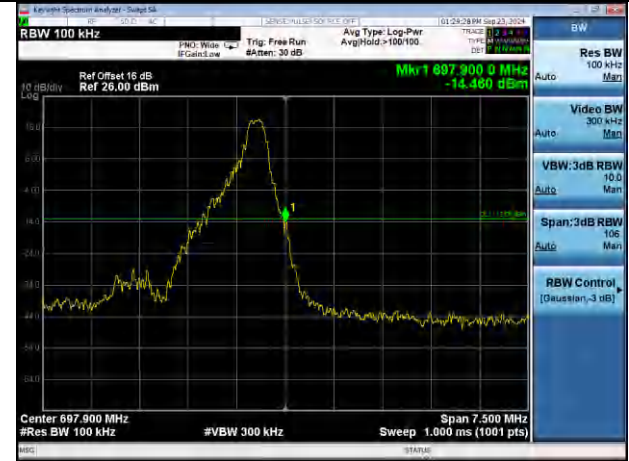


Highest channel

Test Mode: LTE Band 71 / 5MHz / 1RB / 16-QAM



Lowest channel



Highest channel

Test Mode: LTE Band 71 / 5MHz / 25RB / 16-QAM



Lowest channel



Highest channel

Test Mode: LTE Band 71 / 10MHz / 1RB / 16-QAM

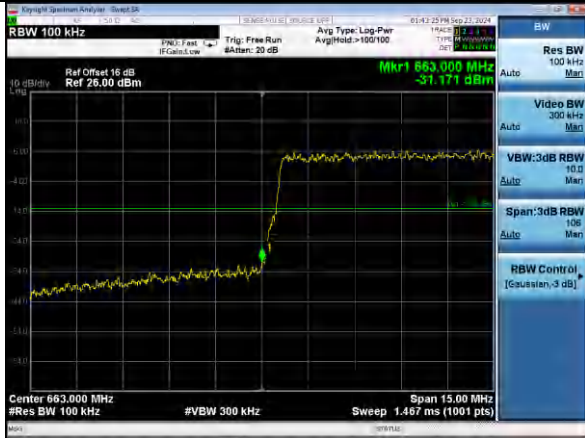


Lowest channel

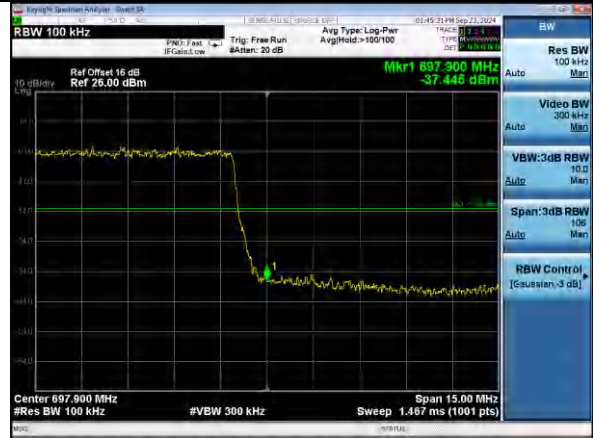


Highest channel

Test Mode: LTE Band 71 / 10MHz / 50RB / 16-QAM



Lowest channel



Highest channel

Test Mode: LTE Band 71 / 15MHz / 1RB / 16-QAM

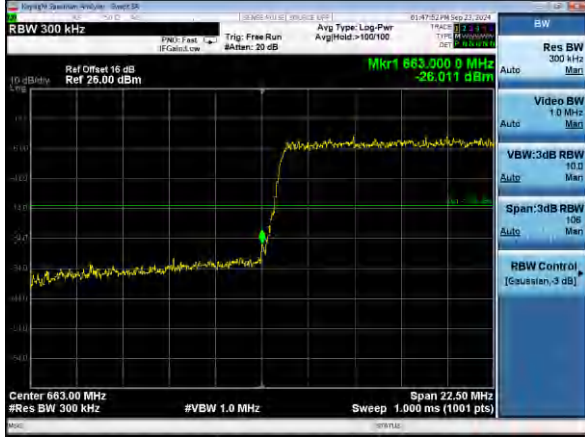


Lowest channel

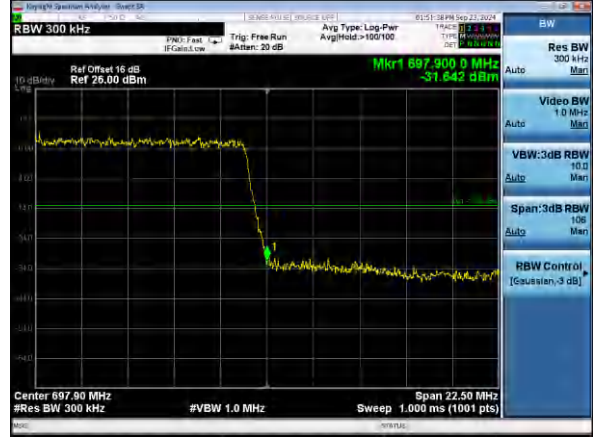


Highest channel

Test Mode: LTE Band 71 / 15MHz / 75RB / 16-QAM



Lowest channel

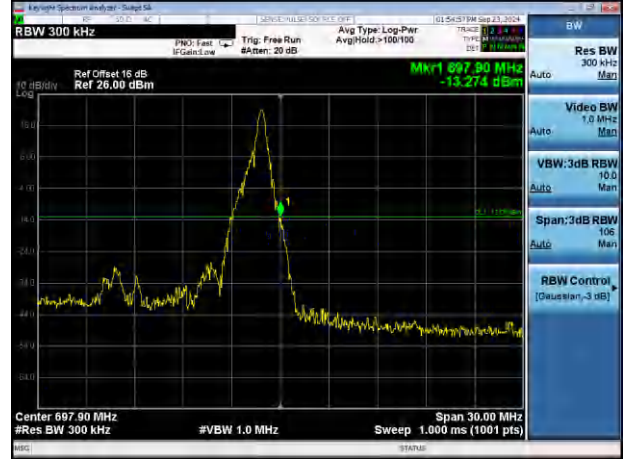


Highest channel

Test Mode: LTE Band 71 / 20MHz / 1RB / 16-QAM

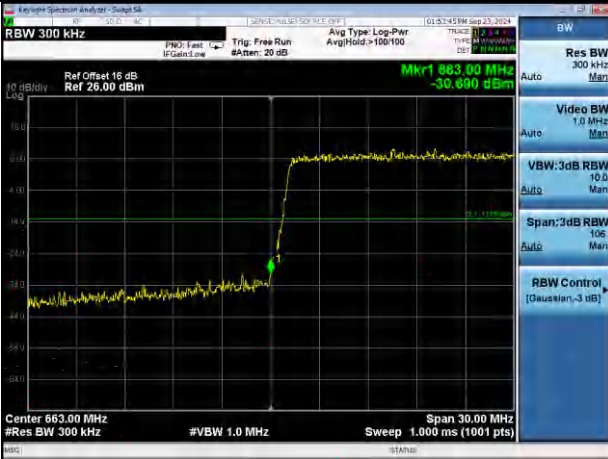


Lowest channel

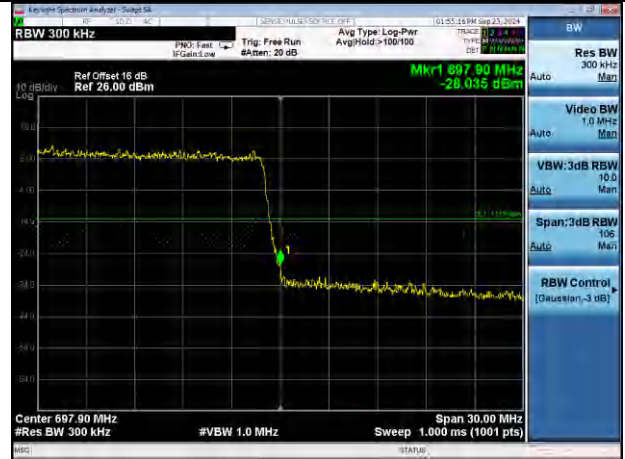


Highest channel

Test Mode: LTE Band 71 / 20MHz / 100RB / 16-QAM



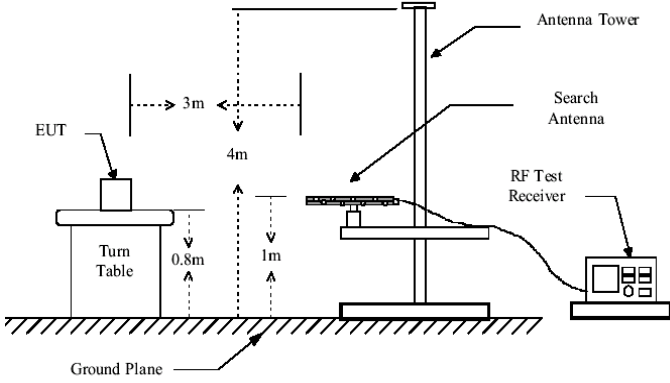
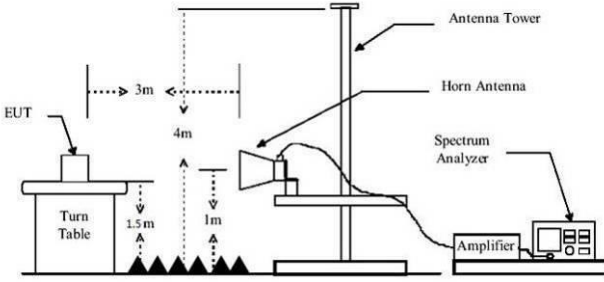
Lowest channel

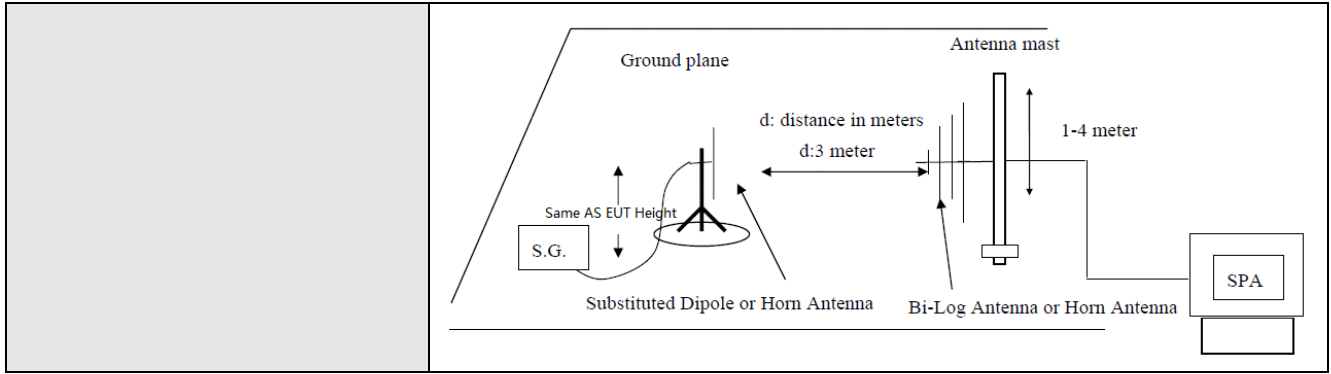


Highest channel

Note: All bandwidth and modulation are tested, only the worst result is reported.

4.8 ERP, EIRP Measurement

<p>Test Requirement:</p>	<p>FCC part22.913(a), FCC part24.232(b), FCC part 27.50(h) and FCC part 27.53, RSS-130 (4.6), RSS-132 (5.4), RSS-133 (6.4), RSS-139(6.5) and RSS-140(4.3)</p>
<p>Test Method:</p>	<p>ANSI C63.26:2015</p>
<p>Limit:</p>	<p>LTE Band 2: 2W (EIRP) LTE Band 4: 1W (EIRP) LTE Band 5(Upper Band): [7W (ERP) for FCC] LTE Band 7: 2W (EIRP) LTE Band 12: 2W (ERP) LTE Band 13: 2W (ERP) LTE Band 14: 3W (ERP) LTE Band 66:1W(EIRP) LTE Band 71:3W(ERP)</p>
<p>Test setup:</p>	<p>Below 1GHz</p>  <p>Above 1GHz</p>  <p>Substituted method:</p>



Test Procedure:	<ol style="list-style-type: none"> 1. The EUT was placed on an non-conductive turntable using a non-conductive support. The radiated emission at the fundamental frequency was measured at 3 m with a test antenna and EMI spectrum analyzer. 2. During the measurement, the EUT was communication with the station. The highest emission was recorded with the rotation of the turntable and the lowering of the test antenna from 4m to 1m. The reading was recorded and the field strength (E in dBuV/m) was calculated. 3. ERP were measured using a substitution method. The EUT was replaced by dipole antenna connected, the S.G. output was recorded and ERP was calculated asfollows: $\text{ERP} = \text{S.G. output (dBm)} + \text{Antenna Gain (dBd)} - \text{Cable Loss (dB)}$ 4. EIRP were measured using a substitution method. The EUT was replaced by or horn antenna connected, the S.G. output was recorded and EIRP was calculated as follows: $\text{EIRP} = \text{S.G. output (dBm)} + \text{Antenna Gain (dBi)} - \text{Cable Loss (dB)}$
Test Instruments:	Refer to section 3 for details
Test mode:	Refer to section 4.1 for details
Test results:	Pass
Remark:	H,E1,E2 mean for EUT polarization of X, Y, Z

Measurement Data

EUT mode	RB Size	RB Offset	Channel	EUT Pol.	Antenna Pol.	EIRP (dBm)	Limit (dBm)	Result
LTE Band 2 (1.4MHz) QPSK	6	0	Lowest	H	V	23.03	33.00	Pass
					H	21.24		
				E1	V	22.41		
					H	22.86		
				E2	V	23.06		
					H	19.34		
	6	0	Middle	H	V	22.64	33.00	Pass
					H	20.39		
				E1	V	21.97		
					H	19.88		
				E2	V	21.90		
					H	22.87		
	6	0	Highest	H	V	20.55	33.00	Pass
					H	23.44		
				E1	V	23.44		
					H	21.93		
				E2	V	22.53		
					H	22.54		

EUT mode	Channel	RB Size	RB Offset	EUT Pol.	Antenna Pol.	EIRP(dBm)	Limit (dBm)	Result
LTE Band 2 (3MHz) QPSK	Lowest	15	0	H	V	23.05	33.00	Pass
					H	21.61		
				E1	V	23.45		
					H	21.62		
				E2	V	22.89		
					H	20.76		
	Middle	15	0	H	V	22.34	33.00	Pass
					H	21.51		
				E1	V	20.94		
					H	21.01		
				E2	V	21.97		
					H	22.42		
	Highest	15	0	H	V	20.19	33.00	Pass
					H	23.54		
				E1	V	22.04		
					H	21.87		
				E2	V	23.29		
					H	22.00		

EUT mode	Channel	RB Size	RB Offset	EUT Pol.	Antenna Pol.	EIRP(dBm)	Limit (dBm)	Result
LTE Band 2 (5MHz) QPSK	Lowest	25	0	H	V	22.52	33.00	Pass
					H	21.60		
				E1	V	22.47		
					H	22.31		
				E2	V	22.78		
					H	20.37		
	Middle	25	0	H	V	23.32	33.00	Pass
					H	20.73		
				E1	V	22.60		
					H	20.27		
				E2	V	20.91		
					H	21.17		
	Highest	25	0	H	V	20.74	33.00	Pass
					H	23.68		
				E1	V	22.91		
					H	22.29		
				E2	V	23.02		
					H	21.47		

EUT mode	Channel	RB Size	RB Offset	EUT Pol.	Antenna Pol.	EIRP(dBm)	Limit (dBm)	Result
LTE Band 2 (10MHz) QPSK	Lowest	50	0	H	V	23.85	33.00	Pass
					H	22.46		
				E1	V	22.70		
					H	21.29		
				E2	V	23.37		
					H	19.14		
	Middle	50	0	H	V	22.05	33.00	Pass
					H	21.43		
				E1	V	21.35		
					H	20.34		
				E2	V	21.03		
					H	21.84		
	Highest	50	0	H	V	20.79	33.00	Pass
					H	22.20		
				E1	V	22.67		
					H	21.63		
				E2	V	22.53		
					H	22.21		

EUT mode	Channel	RB Size	RB Offset	EUT Pol.	Antenna Pol.	EIRP(dBm)	Limit (dBm)	Result
LTE Band 2 (15MHz) QPSK	Lowest	75	0	H	V	22.68	33.00	Pass
					H	21.92		
				E1	V	22.32		
					H	22.57		
				E2	V	23.37		
					H	20.67		
	Middle	75	0	H	V	22.90	33.00	Pass
					H	21.14		
				E1	V	20.51		
					H	20.32		
				E2	V	21.47		
					H	20.93		
	Highest	75	0	H	V	20.95	33.00	Pass
					H	23.16		
				E1	V	22.53		
					H	21.75		
				E2	V	22.14		
					H	22.29		

EUT mode	Channel	RB Size	RB Offset	EUT Pol.	Antenna Pol.	EIRP(dBm)	Limit (dBm)	Result
LTE Band 2 (20MHz) QPSK	Lowest	100	0	H	V	23.40	33.00	Pass
					H	21.73		
				E1	V	22.98		
					H	22.21		
				E2	V	23.28		
					H	20.21		
	Middle	100	0	H	V	22.58	33.00	Pass
					H	20.97		
				E1	V	21.14		
					H	20.37		
				E2	V	20.73		
					H	22.47		
	Highest	100	0	H	V	20.50	33.00	Pass
					H	22.29		
				E1	V	23.46		
					H	22.48		
				E2	V	23.00		
					H	21.13		

EUT mode	RB Size	RB Offset	Channel	EUT Pol.	Antenna Pol.	EIRP (dBm)	Limit (dBm)	Result
LTE Band 2 (1.4MHz) 16 QAM	6	0	Lowest	H	V	21.28	33.00	Pass
					H	22.30		
				E1	V	22.38		
					H	24.37		
				E2	V	20.21		
					H	22.20		
	6	0	Middle	H	V	21.89	33.00	Pass
					H	21.05		
				E1	V	20.33		
					H	21.73		
				E2	V	20.94		
					H	20.84		
	6	0	Highest	H	V	22.95	33.00	Pass
					H	22.78		
				E1	V	22.62		
					H	23.48		
				E2	V	21.58		
					H	21.20		

EUT mode	Channel	RB Size	RB Offset	EUT Pol.	Antenna Pol.	EIRP(dBm)	Limit (dBm)	Result
LTE Band 2 (3MHz) 16 QAM	Lowest	15	0	H	V	23.72	33.00	Pass
					H	21.85		
				E1	V	21.91		
					H	22.47		
				E2	V	23.88		
					H	19.55		
	Middle	15	0	H	V	22.14	33.00	Pass
					H	21.01		
				E1	V	21.38		
					H	20.40		
				E2	V	20.43		
					H	21.08		
	Highest	15	0	H	V	20.68	33.00	Pass
					H	22.42		
				E1	V	23.38		
					H	22.01		
				E2	V	22.58		
					H	21.27		

EUT mode	Channel	RB Size	RB Offset	EUT Pol.	Antenna Pol.	EIRP(dBm)	Limit (dBm)	Result
LTE Band 2 (5MHz) 16 QAM	Lowest	25	0	H	V	22.52	33.00	Pass
					H	21.03		
				E1	V	23.61		
					H	22.80		
				E2	V	24.01		
					H	19.41		
	Middle	25	0	H	V	23.45	33.00	Pass
					H	20.86		
				E1	V	21.77		
					H	20.37		
				E2	V	22.50		
					H	22.15		
	Highest	25	0	H	V	20.64	33.00	Pass
					H	23.28		
				E1	V	23.57		
					H	21.79		
				E2	V	22.69		
					H	21.60		

EUT mode	Channel	RB Size	RB Offset	EUT Pol.	Antenna Pol.	EIRP(dBm)	Limit (dBm)	Result
LTE Band 2 (10MHz) 16 QAM	Lowest	50	0	H	V	23.07	33.00	Pass
					H	20.82		
				E1	V	22.57		
					H	21.96		
				E2	V	23.17		
					H	19.16		
	Middle	50	0	H	V	23.20	33.00	Pass
					H	20.68		
				E1	V	21.79		
					H	20.14		
				E2	V	22.23		
					H	22.77		
	Highest	50	0	H	V	20.98	33.00	Pass
					H	22.46		
				E1	V	23.86		
					H	22.66		
				E2	V	22.18		
					H	22.45		

EUT mode	Channel	RB Size	RB Offset	EUT Pol.	Antenna Pol.	EIRP(dBm)	Limit (dBm)	Result
LTE Band 2 (15MHz) 16 QAM	Lowest	75	0	H	V	23.74	33.00	Pass
					H	21.69		
				E1	V	22.95		
					H	21.79		
				E2	V	24.78		
					H	19.95		
	Middle	75	0	H	V	22.50	33.00	Pass
					H	20.94		
				E1	V	21.47		
					H	19.99		
				E2	V	21.06		
					H	21.35		
	Highest	75	0	H	V	20.50	33.00	Pass
					H	22.56		
				E1	V	22.24		
					H	21.93		
				E2	V	23.01		
					H	22.15		

EUT mode	Channel	RB Size	RB Offset	EUT Pol.	Antenna Pol.	EIRP(dBm)	Limit (dBm)	Result
LTE Band 2 (20MHz) 16 QAM	Lowest	100	0	H	V	24.00	33.00	Pass
					H	21.54		
				E1	V	22.06		
					H	21.75		
				E2	V	24.31		
					H	21.04		
	Middle	100	0	H	V	22.67	33.00	Pass
					H	22.13		
				E1	V	21.05		
					H	19.94		
				E2	V	21.30		
					H	21.22		
	Highest	100	0	H	V	20.31	33.00	Pass
					H	23.17		
				E1	V	22.11		
					H	22.10		
				E2	V	23.44		
					H	20.87		

EUT mode	Channel	RB Size	RB Offset	EUT Pol.	Antenna Pol.	EIRP(dBm)	Limit (dBm)	Result
LTE Band 4 (1.4MHz) QPSK	Lowest	6	0	H	V	23.32	30.00	Pass
					H	21.99		
				E1	V	22.99		
					H	21.99		
				E2	V	22.68		
					H	20.63		
	Middle	6	0	H	V	22.77	30.00	Pass
					H	21.01		
				E1	V	21.45		
					H	20.07		
				E2	V	21.72		
					H	22.89		
	Highest	6	0	H	V	19.98	30.00	Pass
					H	22.87		
				E1	V	22.22		
					H	21.33		
				E2	V	23.15		
					H	21.05		

EUT mode	Channel	RB Size	RB Offset	EUT Pol.	Antenna Pol.	EIRP(dBm)	Limit (dBm)	Result
LTE Band 4 (3MHz) QPSK	Lowest	15	0	H	V	24.00	30.00	Pass
					H	21.13		
				E1	V	22.38		
					H	21.41		
				E2	V	23.13		
					H	19.95		
	Middle	15	0	H	V	22.76	30.00	Pass
					H	21.28		
				E1	V	20.67		
					H	20.43		
				E2	V	21.17		
					H	22.11		
	Highest	15	0	H	V	20.63	30.00	Pass
					H	22.51		
				E1	V	22.78		
					H	21.29		
				E2	V	22.57		
					H	21.49		

EUT mode	Channel	RB Size	RB Offset	EUT Pol.	Antenna Pol.	EIRP(dBm)	Limit (dBm)	Result
LTE Band 4 (5MHz) QPSK	Lowest	25	0	H	V	23.55	30.00	Pass
					H	21.00		
				E1	V	23.63		
					H	22.77		
				E2	V	22.53		
					H	19.29		
	Middle	25	0	H	V	22.70	30.00	Pass
					H	21.58		
				E1	V	21.70		
					H	20.24		
				E2	V	21.56		
					H	21.92		
	Highest	25	0	H	V	21.12	30.00	Pass
					H	23.49		
				E1	V	22.34		
					H	21.92		
				E2	V	23.21		
					H	22.17		

EUT mode	Channel	RB Size	RB Offset	EUT Pol.	Antenna Pol.	EIRP(dBm)	Limit (dBm)	Result
LTE Band 4 (10MHz) QPSK	Lowest	50	0	H	V	24.43	30.00	Pass
					H	21.37		
				E1	V	23.09		
					H	21.71		
				E2	V	24.68		
					H	20.14		
	Middle	50	0	H	V	22.36	30.00	Pass
					H	20.78		
				E1	V	20.51		
					H	21.38		
				E2	V	21.04		
					H	22.18		
	Highest	50	0	H	V	20.85	30.00	Pass
					H	22.78		
				E1	V	22.72		
					H	21.90		
				E2	V	23.23		
					H	21.02		

EUT mode	Channel	RB Size	RB Offset	EUT Pol.	Antenna Pol.	EIRP(dBm)	Limit (dBm)	Result
LTE Band 4 (15MHz) QPSK	Lowest	75	0	H	V	24.17	30.00	Pass
					H	20.73		
				E1	V	22.92		
					H	22.48		
				E2	V	24.08		
					H	20.30		
	Middle	75	0	H	V	22.33	30.00	Pass
					H	20.96		
				E1	V	21.28		
					H	20.13		
				E2	V	20.63		
					H	22.09		
	Highest	75	0	H	V	19.64	30.00	Pass
					H	22.54		
				E1	V	22.58		
					H	21.78		
				E2	V	22.11		
					H	21.89		

EUT mode	Channel	RB Size	RB Offset	EUT Pol.	Antenna Pol.	EIRP(dBm)	Limit (dBm)	Result
LTE Band 4 (20MHz) QPSK	Lowest	100	0	H	V	23.73	30.00	Pass
					H	21.63		
				E1	V	22.80		
					H	21.59		
				E2	V	23.88		
					H	20.21		
	Middle	100	0	H	V	22.79	30.00	Pass
					H	21.19		
				E1	V	21.69		
					H	20.52		
				E2	V	21.53		
					H	21.10		
	Highest	100	0	H	V	20.31	30.00	Pass
					H	23.19		
				E1	V	23.10		
					H	22.32		
				E2	V	22.86		
					H	21.73		

EUT mode	Channel	RB Size	RB Offset	EUT Pol.	Antenna Pol.	EIRP(dBm)	Limit (dBm)	Result
LTE Band 4 (1.4MHz) 16 QAM	Lowest	6	0	H	V	23.90	30.00	Pass
					H	21.41		
				E1	V	22.63		
					H	21.55		
				E2	V	23.69		
					H	19.91		
	Middle	6	0	H	V	22.47	30.00	Pass
					H	20.55		
				E1	V	21.19		
					H	21.32		
				E2	V	20.71		
					H	20.71		
	Highest	6	0	H	V	20.62	30.00	Pass
					H	23.40		
				E1	V	23.07		
					H	21.68		
				E2	V	23.04		
					H	22.35		

EUT mode	Channel	RB Size	RB Offset	EUT Pol.	Antenna Pol.	EIRP(dBm)	Limit (dBm)	Result
LTE Band 4 (3MHz) 16 QAM	Lowest	15	0	H	V	24.13	30.00	Pass
					H	20.64		
				E1	V	23.12		
					H	21.82		
				E2	V	24.60		
					H	20.09		
	Middle	15	0	H	V	22.81	30.00	Pass
					H	21.53		
				E1	V	21.26		
					H	20.77		
				E2	V	20.63		
					H	21.26		
	Highest	15	0	H	V	19.98	30.00	Pass
					H	23.11		
				E1	V	22.41		
					H	21.20		
				E2	V	22.82		
					H	21.76		

EUT mode	Channel	RB Size	RB Offset	EUT Pol.	Antenna Pol.	EIRP(dBm)	Limit (dBm)	Result
LTE Band 4 (5MHz) 16 QAM	Lowest	25	0	H	V	22.97	30.00	Pass
					H	20.86		
				E1	V	23.30		
					H	22.77		
				E2	V	23.50		
					H	19.48		
	Middle	25	0	H	V	23.65	30.00	Pass
					H	21.31		
				E1	V	22.01		
					H	19.78		
				E2	V	21.81		
					H	22.25		
	Highest	25	0	H	V	20.57	30.00	Pass
					H	22.70		
				E1	V	23.80		
					H	22.60		
				E2	V	22.72		
					H	22.04		

EUT mode	Channel	RB Size	RB Offset	EUT Pol.	Antenna Pol.	EIRP(dBm)	Limit (dBm)	Result
LTE Band 4 (10MHz) 16 QAM	Lowest	50	0	H	V	23.01	30.00	Pass
					H	21.94		
				E1	V	23.60		
					H	22.28		
				E2	V	23.89		
					H	19.73		
	Middle	50	0	H	V	22.11	30.00	Pass
					H	20.99		
				E1	V	20.91		
					H	20.98		
				E2	V	21.03		
					H	21.38		
	Highest	50	0	H	V	21.10	30.00	Pass
					H	23.38		
				E1	V	22.64		
					H	21.33		
				E2	V	22.58		
					H	22.00		

EUT mode	Channel	RB Size	RB Offset	EUT Pol.	Antenna Pol.	EIRP(dBm)	Limit (dBm)	Result
LTE Band 4 (15MHz) 16 QAM	Lowest	75	0	H	V	23.73	30.00	Pass
					H	21.93		
				E1	V	22.85		
					H	22.20		
				E2	V	23.58		
					H	19.89		
	Middle	75	0	H	V	22.14	30.00	Pass
					H	21.60		
				E1	V	21.67		
					H	21.02		
				E2	V	20.55		
					H	21.62		
	Highest	75	0	H	V	20.33	30.00	Pass
					H	22.22		
				E1	V	23.13		
					H	22.04		
				E2	V	23.59		
					H	21.69		

EUT mode	Channel	RB Size	RB Offset	EUT Pol.	Antenna Pol.	EIRP(dBm)	Limit (dBm)	Result
LTE Band 4 (20MHz) 16 QAM	Lowest	100	0	H	V	23.76	30.00	Pass
					H	22.04		
				E1	V	22.65		
					H	21.90		
				E2	V	23.74		
					H	20.60		
	Middle	100	0	H	V	22.74	30.00	Pass
					H	21.69		
				E1	V	22.12		
					H	20.02		
				E2	V	20.44		
					H	21.87		
	Highest	100	0	H	V	20.73	30.00	Pass
					H	23.06		
				E1	V	23.09		
					H	21.63		
				E2	V	22.97		
					H	21.73		

EUT mode	Channel	RB Size	RB Offset	EUT Pol.	Antenna Pol.	ERP(dBm)	Limit (dBm)	Result
LTE Band 5 (1.4MHz) QPSK	Lowest	6	0	H	V	22.99	38.45	Pass
					H	21.73		
				E1	V	22.56		
					H	22.40		
				E2	V	23.55		
					H	19.74		
	Middle	6	0	H	V	22.06	38.45	Pass
					H	21.56		
				E1	V	21.27		
					H	20.34		
				E2	V	21.21		
					H	21.51		
	Highest	6	0	H	V	20.62	38.45	Pass
					H	23.19		
				E1	V	22.63		
					H	21.69		
				E2	V	22.27		
					H	20.93		

EUT mode	Channel	RB Size	RB Offset	EUT Pol.	Antenna Pol.	ERP(dBm)	Limit (dBm)	Result
LTE Band 5 (3MHz) QPSK	Lowest	15	0	H	V	22.27	38.45	Pass
					H	20.78		
				E1	V	22.86		
					H	22.24		
				E2	V	23.31		
					H	19.36		
	Middle	15	0	H	V	22.90	38.45	Pass
					H	20.76		
				E1	V	22.20		
					H	20.33		
				E2	V	22.27		
					H	22.22		
	Highest	15	0	H	V	21.27	38.45	Pass
					H	23.11		
				E1	V	23.15		
					H	21.82		
				E2	V	22.55		
					H	21.87		

EUT mode	Channel	RB Size	RB Offset	EUT Pol.	Antenna Pol.	ERP(dBm)	Limit (dBm)	Result
LTE Band 5 (5MHz) QPSK	Lowest	25	0	H	V	24.33	38.45	Pass
					H	21.63		
				E1	V	21.76		
					H	22.28		
				E2	V	23.27		
					H	20.31		
	Middle	25	0	H	V	22.18	38.45	Pass
					H	21.54		
				E1	V	20.71		
					H	20.57		
				E2	V	20.53		
					H	22.04		
	Highest	25	0	H	V	19.49	38.45	Pass
					H	22.39		
				E1	V	22.81		
					H	20.91		
				E2	V	22.24		
					H	21.86		

EUT mode	Channel	RB Size	RB Offset	EUT Pol.	Antenna Pol.	ERP(dBm)	Limit (dBm)	Result
LTE Band 5 (10MHz) QPSK	Lowest	50	0	H	V	24.12	38.45	Pass
					H	21.85		
				E1	V	21.59		
					H	22.08		
				E2	V	24.64		
					H	20.30		
	Middle	50	0	H	V	22.88	38.45	Pass
					H	22.07		
				E1	V	21.06		
					H	20.53		
				E2	V	21.42		
					H	21.34		
	Highest	50	0	H	V	20.16	38.45	Pass
					H	23.03		
				E1	V	22.46		
					H	21.72		
				E2	V	22.39		
					H	21.58		

EUT mode	Channel	RB Size	RB Offset	EUT Pol.	Antenna Pol.	ERP(dBm)	Limit (dBm)	Result
LTE Band 5 (1.4MHz) 16 QAM	Lowest	6	0	H	V	23.46	38.45	Pass
					H	21.40		
				E1	V	21.74		
					H	22.44		
				E2	V	24.29		
					H	20.55		
	Middle	6	0	H	V	22.46	38.45	Pass
					H	20.14		
				E1	V	21.53		
					H	20.50		
				E2	V	21.67		
					H	22.49		
	Highest	6	0	H	V	20.53	38.45	Pass
					H	22.68		
				E1	V	22.23		
					H	21.27		
				E2	V	22.15		
					H	22.49		

EUT mode	Channel	RB Size	RB Offset	EUT Pol.	Antenna Pol.	ERP(dBm)	Limit (dBm)	Result
LTE Band 5 (3MHz) 16 QAM	Lowest	15	0	H	V	23.63	38.45	Pass
					H	21.55		
				E1	V	22.54		
					H	22.18		
				E2	V	23.58		
					H	19.64		
	Middle	15	0	H	V	22.56	38.45	Pass
					H	21.63		
				E1	V	20.63		
					H	20.73		
				E2	V	20.73		
					H	22.22		
	Highest	15	0	H	V	20.49	38.45	Pass
					H	22.14		
				E1	V	23.06		
					H	21.61		
				E2	V	22.47		
					H	21.95		

EUT mode	Channel	RB Size	RB Offset	EUT Pol.	Antenna Pol.	ERP(dBm)	Limit (dBm)	Result
LTE Band 5 (5MHz) 16 QAM	Lowest	25	0	H	V	23.25	38.45	Pass
					H	21.19		
				E1	V	22.34		
					H	22.86		
				E2	V	22.76		
					H	19.14		
	Middle	25	0	H	V	22.81	38.45	Pass
					H	20.68		
				E1	V	21.81		
					H	20.60		
				E2	V	22.24		
					H	21.31		
	Highest	25	0	H	V	19.98	38.45	Pass
					H	22.76		
				E1	V	23.27		
					H	22.72		
				E2	V	22.71		
					H	23.25		

EUT mode	Channel	RB Size	RB Offset	EUT Pol.	Antenna Pol.	ERP(dBm)	Limit (dBm)	Result
LTE Band 5 (10MHz) 16 QAM	Lowest	50	0	H	V	23.09	38.45	Pass
					H	21.75		
				E1	V	22.34		
					H	22.37		
				E2	V	24.50		
					H	20.46		
	Middle	50	0	H	V	21.88	38.45	Pass
					H	20.52		
				E1	V	20.30		
					H	20.08		
				E2	V	21.11		
					H	22.41		
	Highest	50	0	H	V	20.79	38.45	Pass
					H	22.74		
				E1	V	22.93		
					H	22.72		
				E2	V	22.21		
					H	21.65		

EUT mode	Channel	RB Size	RB Offset	EUT Pol.	Antenna Pol.	EIRP(dBm)	Limit (dBm)	Result
LTE Band 12 (1.4MHz) QPSK	Lowest	6	0	H	V	23.30	34.77	Pass
					H	21.22		
				E1	V	22.01		
					H	21.73		
				E2	V	23.57		
					H	18.76		
	Middle	6	0	H	V	23.42	34.77	Pass
					H	21.58		
				E1	V	22.19		
					H	19.83		
				E2	V	22.58		
					H	22.15		
	Highest	6	0	H	V	20.25	34.77	Pass
					H	22.34		
				E1	V	23.87		
					H	22.68		
				E2	V	23.02		
					H	22.08		

EUT mode	Channel	RB Size	RB Offset	EUT Pol.	Antenna Pol.	EIRP(dBm)	Limit (dBm)	Result
LTE Band 12 (3MHz) QPSK	Lowest	15	0	H	V	24.34	34.77	Pass
					H	21.18		
				E1	V	23.05		
					H	22.87		
				E2	V	23.25		
					H	20.22		
	Middle	15	0	H	V	22.98	34.77	Pass
					H	20.78		
				E1	V	20.81		
					H	21.14		
				E2	V	21.76		
					H	21.66		
	Highest	15	0	H	V	20.31	34.77	Pass
					H	22.51		
				E1	V	22.57		
					H	21.67		
				E2	V	22.76		
					H	22.49		

EUT mode	Channel	RB Size	RB Offset	EUT Pol.	Antenna Pol.	EIRP(dBm)	Limit (dBm)	Result
LTE Band 12 (5MHz) QPSK	Lowest	25	0	H	V	23.15	34.77	Pass
					H	20.87		
				E1	V	22.59		
					H	22.13		
				E2	V	22.78		
					H	20.10		
	Middle	25	0	H	V	22.21	34.77	Pass
					H	20.76		
				E1	V	21.99		
					H	21.24		
				E2	V	21.30		
					H	22.07		
	Highest	25	0	H	V	20.92	34.77	Pass
					H	22.94		
				E1	V	22.24		
					H	22.09		
				E2	V	22.72		
					H	22.40		

EUT mode	Channel	RB Size	RB Offset	EUT Pol.	Antenna Pol.	EIRP(dBm)	Limit (dBm)	Result
LTE Band 12 (10MHz) QPSK	Lowest	50	0	H	V	24.01	34.77	Pass
					H	20.97		
				E1	V	22.28		
					H	22.12		
				E2	V	23.85		
					H	19.63		
	Middle	50	0	H	V	22.71	34.77	Pass
					H	20.66		
				E1	V	20.70		
					H	20.67		
				E2	V	21.37		
					H	21.46		
	Highest	50	0	H	V	20.16	34.77	Pass
					H	23.17		
				E1	V	22.74		
					H	22.35		
				E2	V	23.04		
					H	22.59		

EUT mode	Channel	RB Size	RB Offset	EUT Pol.	Antenna Pol.	EIRP(dBm)	Limit (dBm)	Result
LTE Band 12 (1.4MHz) 16QAM	Lowest	6	0	H	V	24.22	34.77	Pass
					H	20.73		
				E1	V	22.78		
					H	21.12		
				E2	V	23.40		
					H	20.07		
	Middle	6	0	H	V	21.58	34.77	Pass
					H	21.74		
				E1	V	21.56		
					H	21.18		
				E2	V	20.78		
					H	22.41		
	Highest	6	0	H	V	20.74	34.77	Pass
					H	23.26		
				E1	V	22.05		
					H	21.52		
				E2	V	22.25		
					H	22.43		

EUT mode	Channel	RB Size	RB Offset	EUT Pol.	Antenna Pol.	EIRP(dBm)	Limit (dBm)	Result
LTE Band 12 (3MHz) 16QAM	Lowest	15	0	H	V	22.69	34.77	Pass
					H	21.08		
				E1	V	22.50		
					H	22.59		
				E2	V	22.52		
					H	19.08		
	Middle	15	0	H	V	22.94	34.77	Pass
					H	20.82		
				E1	V	22.08		
					H	20.66		
				E2	V	21.77		
					H	22.10		
	Highest	15	0	H	V	20.63	34.77	Pass
					H	23.11		
				E1	V	24.28		
					H	23.04		
				E2	V	22.94		
					H	22.03		

EUT mode	Channel	RB Size	RB Offset	EUT Pol.	Antenna Pol.	EIRP(dBm)	Limit (dBm)	Result
LTE Band 12 (5MHz) 16QAM	Lowest	25	0	H	V	22.82	34.77	Pass
					H	22.02		
				E1	V	22.57		
					H	21.53		
				E2	V	23.30		
					H	19.36		
	Middle	25	0	H	V	21.93	34.77	Pass
					H	20.76		
				E1	V	21.02		
					H	21.14		
				E2	V	21.22		
					H	20.83		
	Highest	25	0	H	V	20.10	34.77	Pass
					H	23.45		
				E1	V	22.10		
					H	22.05		
				E2	V	22.69		
					H	22.01		

EUT mode	Channel	RB Size	RB Offset	EUT Pol.	Antenna Pol.	EIRP(dBm)	Limit (dBm)	Result
LTE Band 12 (10MHz) 16QAM	Lowest	50	0	H	V	23.72	34.77	Pass
					H	20.57		
				E1	V	22.82		
					H	22.19		
				E2	V	24.30		
					H	20.22		
	Middle	50	0	H	V	22.91	34.77	Pass
					H	21.51		
				E1	V	21.79		
					H	21.13		
				E2	V	20.67		
					H	22.13		
	Highest	50	0	H	V	20.84	34.77	Pass
					H	23.48		
				E1	V	23.07		
					H	22.10		
				E2	V	22.73		
					H	21.81		

EUT mode	Channel	RB Size	RB Offset	EUT Pol.	Antenna Pol.	EIRP(dBm)	Limit (dBm)	Result
LTE Band 13 (5MHz) QPSK	Lowest	25	0	H	V	23.84	34.77	Pass
					H	21.48		
				E1	V	23.06		
					H	22.22		
				E2	V	24.18		
					H	20.35		
	Middle	25	0	H	V	22.52	34.77	Pass
					H	20.52		
				E1	V	21.58		
					H	20.66		
				E2	V	21.54		
					H	21.98		
	Highest	25	0	H	V	20.26	34.77	Pass
					H	22.97		
				E1	V	22.87		
					H	21.85		
				E2	V	22.63		
					H	21.58		

EUT mode	Channel	RB Size	RB Offset	EUT Pol.	Antenna Pol.	EIRP(dBm)	Limit (dBm)	Result
LTE Band 13 (10MHz) QPSK	Middle	50	0	H	V	23.99	34.77	Pass
					H	21.22		
				E1	V	22.44		
					H	21.72		
				E2	V	24.08		
					H	21.04		

EUT mode	Channel	RB Size	RB Offset	EUT Pol.	Antenna Pol.	EIRP(dBm)	Limit (dBm)	Result
LTE Band 13 (5MHz) 16QAM	Lowest	25	0	H	V	23.14	34.77	Pass
					H	20.85		
				E1	V	22.58		
					H	22.71		
				E2	V	24.04		
					H	19.64		
	Middle	25	0	H	V	23.95	34.77	Pass
					H	21.08		
				E1	V	22.16		
					H	20.78		
				E2	V	21.53		
					H	22.10		
	Highest	25	0	H	V	19.85	34.77	Pass
					H	22.99		
				E1	V	23.49		
					H	22.24		
				E2	V	23.10		
					H	22.32		

EUT mode	Channel	RB Size	RB Offset	EUT Pol.	Antenna Pol.	EIRP(dBm)	Limit (dBm)	Result
LTE Band 13 (10MHz) 16QAM	Middle	50	0	H	V	23.87	34.77	Pass
					H	20.64		
				E1	V	22.09		
					H	22.08		
				E2	V	23.78		
					H	20.46		

EUT mode	Channel	RB Size	RB Offset	EUT Pol.	Antenna Pol.	EIRP(dBm)	Limit (dBm)	Result
LTE Band 14 (5MHz) QPSK	Lowest	25	0	H	V	23.49	33.00	Pass
					H	21.01		
				E1	V	22.98		
					H	22.63		
				E2	V	22.75		
					H	20.32		
	Middle	25	0	H	V	23.11	33.00	Pass
					H	20.58		
				E1	V	22.70		
					H	20.56		
				E2	V	22.08		
					H	22.08		
	Highest	25	0	H	V	20.44	33.00	Pass
					H	23.47		
				E1	V	23.72		
					H	21.91		
				E2	V	22.06		
					H	21.89		

EUT mode	Channel	RB Size	RB Offset	EUT Pol.	Antenna Pol.	EIRP(dBm)	Limit (dBm)	Result
LTE Band 14 (10MHz) QPSK	Middle	50	0	H	V	23.10	33.00	Pass
					H	21.50		
				E1	V	21.23		
					H	20.48		
				E2	V	21.63		
					H	21.91		

EUT mode	Channel	RB Size	RB Offset	EUT Pol.	Antenna Pol.	EIRP(dBm)	Limit (dBm)	Result
LTE Band 14 (5MHz) 16QAM	Lowest	25	0	H	V	23.59	33.00	Pass
					H	20.98		
				E1	V	22.90		
					H	22.58		
				E2	V	22.85		
					H	20.30		
	Middle	25	0	H	V	23.20	33.00	Pass
					H	20.55		
				E1	V	22.57		
					H	20.49		
				E2	V	22.02		
					H	22.12		
	Highest	25	0	H	V	20.53	33.00	Pass
					H	23.42		
				E1	V	23.73		
					H	21.74		
				E2	V	21.88		
					H	21.98		

EUT mode	Channel	RB Size	RB Offset	EUT Pol.	Antenna Pol.	EIRP(dBm)	Limit (dBm)	Result
LTE Band 14 (10MHz) 16QAM	Middle	50	0	H	V	23.03	33.00	Pass
					H	21.43		
				E1	V	21.32		
					H	20.54		
				E2	V	21.65		
					H	21.88		

EUT mode	RB Size	RB Offset	Channel	EUT Pol.	Antenna Pol.	EIRP (dBm)	Limit (dBm)	Result
LTE Band 66 (1.4MHz) QPSK	6	0	Lowest	H	V	23.31	30.00	Pass
					H	20.29		
				E1	V	22.27		
					H	22.06		
				E2	V	22.15		
					H	19.80		
	6	0	Middle	H	V	23.38	30.00	Pass
					H	20.50		
				E1	V	22.65		
					H	20.21		
				E2	V	21.84		
					H	21.98		
	6	0	Highest	H	V	20.41	30.00	Pass
					H	23.16		
				E1	V	23.60		
					H	21.36		
				E2	V	22.02		
					H	21.48		

EUT mode	Channel	RB Size	RB Offset	EUT Pol.	Antenna Pol.	EIRP(dBm)	Limit (dBm)	Result
LTE Band 66 (3MHz) QPSK	Lowest	15	0	H	V	22.60	30.00	Pass
					H	22.17		
				E1	V	22.26		
					H	21.73		
				E2	V	21.37		
					H	21.34		
	Middle	15	0	H	V	21.39	30.00	Pass
					H	21.79		
				E1	V	22.37		
					H	22.25		
				E2	V	21.21		
					H	21.66		
	Highest	15	0	H	V	21.46	30.00	Pass
					H	21.81		
				E1	V	22.81		
					H	21.45		
				E2	V	20.77		
					H	20.38		

EUT mode	Channel	RB Size	RB Offset	EUT Pol.	Antenna Pol.	EIRP(dBm)	Limit (dBm)	Result
LTE Band 66 (5MHz) QPSK	Lowest	25	0	H	V	22.36	30.00	Pass
					H	22.00		
				E1	V	22.16		
					H	21.22		
				E2	V	21.35		
					H	21.24		
	Middle	25	0	H	V	21.33	30.00	Pass
					H	22.02		
				E1	V	21.36		
					H	21.66		
				E2	V	21.17		
					H	21.19		
	Highest	25	0	H	V	21.29	30.00	Pass
					H	21.48		
				E1	V	22.86		
					H	23.89		
				E2	V	21.91		
					H	21.35		

EUT mode	Channel	RB Size	RB Offset	EUT Pol.	Antenna Pol.	EIRP(dBm)	Limit (dBm)	Result
LTE Band 66 (10MHz) QPSK	Lowest	50	0	H	V	22.99	30.00	Pass
					H	20.38		
				E1	V	22.37		
					H	22.65		
				E2	V	22.83		
					H	19.82		
	Middle	50	0	H	V	23.33	30.00	Pass
					H	19.93		
				E1	V	22.49		
					H	20.08		
				E2	V	22.14		
					H	21.87		
	Highest	50	0	H	V	20.31	30.00	Pass
					H	23.49		
				E1	V	23.56		
					H	21.59		
				E2	V	21.19		
					H	22.09		

EUT mode	Channel	RB Size	RB Offset	EUT Pol.	Antenna Pol.	EIRP(dBm)	Limit (dBm)	Result
LTE Band 66 (15MHz) QPSK	Lowest	75	0	H	V	22.52	30.00	Pass
					H	22.32		
				E1	V	22.52		
					H	21.63		
				E2	V	21.57		
					H	21.57		
	Middle	75	0	H	V	20.97	30.00	Pass
					H	21.77		
				E1	V	22.41		
					H	22.51		
				E2	V	21.07		
					H	21.71		
	Highest	75	0	H	V	21.18	30.00	Pass
					H	21.45		
				E1	V	23.02		
					H	21.02		
				E2	V	21.22		
					H	20.19		

EUT mode	Channel	RB Size	RB Offset	EUT Pol.	Antenna Pol.	EIRP(dBm)	Limit (dBm)	Result
LTE Band 66 (20MHz) QPSK	Lowest	100	0	H	V	22.16	30.00	Pass
					H	21.90		
				E1	V	22.78		
					H	20.91		
				E2	V	21.27		
					H	21.70		
	Middle	100	0	H	V	21.44	30.00	Pass
					H	21.57		
				E1	V	22.07		
					H	22.46		
				E2	V	21.11		
					H	21.19		
	Highest	100	0	H	V	21.64	30.00	Pass
					H	20.85		
				E1	V	23.42		
					H	23.43		
				E2	V	21.80		
					H	21.18		

EUT mode	RB Size	RB Offset	Channel	EUT Pol.	Antenna Pol.	EIRP (dBm)	Limit (dBm)	Result
LTE Band 66 (1.4MHz) 16 QAM	6	0	Lowest	H	V	23.70	30.00	Pass
					H	20.60		
				E1	V	22.37		
					H	22.32		
				E2	V	22.19		
					H	19.92		
	6	0	Middle	H	V	22.58	30.00	Pass
					H	20.33		
				E1	V	22.46		
					H	20.38		
				E2	V	21.34		
					H	21.58		
	6	0	Highest	H	V	20.08	30.00	Pass
					H	22.77		
				E1	V	23.91		
					H	21.67		
				E2	V	21.46		
					H	21.33		

EUT mode	Channel	RB Size	RB Offset	EUT Pol.	Antenna Pol.	EIRP(dBm)	Limit (dBm)	Result
LTE Band 66 (3MHz) 16 QAM	Lowest	15	0	H	V	22.53	30.00	Pass
					H	22.80		
				E1	V	22.25		
					H	21.13		
				E2	V	21.74		
					H	21.24		
	Middle	15	0	H	V	21.20	30.00	Pass
					H	21.75		
				E1	V	21.87		
					H	21.72		
				E2	V	21.30		
					H	21.68		
	Highest	15	0	H	V	21.78	30.00	Pass
					H	21.98		
				E1	V	23.22		
					H	21.10		
				E2	V	21.02		
					H	20.41		

EUT mode	Channel	RB Size	RB Offset	EUT Pol.	Antenna Pol.	EIRP(dBm)	Limit (dBm)	Result
LTE Band 66 (5MHz) 16 QAM	Lowest	25	0	H	V	21.70	30.00	Pass
					H	21.85		
				E1	V	22.26		
					H	20.64		
				E2	V	21.15		
					H	21.40		
	Middle	25	0	H	V	21.34	30.00	Pass
					H	21.74		
				E1	V	21.40		
					H	22.45		
				E2	V	21.30		
					H	21.03		
	Highest	25	0	H	V	21.22	30.00	Pass
					H	21.30		
				E1	V	23.00		
					H	23.76		
				E2	V	21.46		
					H	21.48		

EUT mode	Channel	RB Size	RB Offset	EUT Pol.	Antenna Pol.	EIRP(dBm)	Limit (dBm)	Result
LTE Band 66 (10MHz) 16 QAM	Lowest	50	0	H	V	23.04	30.00	Pass
					H	21.18		
				E1	V	22.57		
					H	22.07		
				E2	V	22.31		
					H	20.13		
	Middle	50	0	H	V	22.95	30.00	Pass
					H	20.68		
				E1	V	22.45		
					H	20.20		
				E2	V	22.16		
					H	21.58		
	Highest	50	0	H	V	20.62	30.00	Pass
					H	23.06		
				E1	V	23.21		
					H	21.65		
				E2	V	21.78		
					H	21.34		

EUT mode	Channel	RB Size	RB Offset	EUT Pol.	Antenna Pol.	EIRP(dBm)	Limit (dBm)	Result
LTE Band 66 (15MHz) 16 QAM	Lowest	75	0	H	V	21.77	30.00	Pass
					H	22.19		
				E1	V	22.21		
					H	21.20		
				E2	V	21.82		
					H	21.47		
	Middle	75	0	H	V	21.23	30.00	Pass
					H	21.99		
				E1	V	22.04		
					H	22.18		
				E2	V	21.21		
					H	21.17		
	Highest	75	0	H	V	21.30	30.00	Pass
					H	22.13		
				E1	V	22.89		
					H	21.23		
				E2	V	20.81		
					H	20.53		

EUT mode	Channel	RB Size	RB Offset	EUT Pol.	Antenna Pol.	EIRP(dBm)	Limit (dBm)	Result
LTE Band 66 (20MHz) 16 QAM	Lowest	100	0	H	V	22.35	30.00	Pass
					H	22.22		
				E1	V	22.59		
					H	21.28		
				E2	V	20.82		
					H	21.42		
	Middle	100	0	H	V	21.13	30.00	Pass
					H	22.31		
				E1	V	21.59		
					H	22.42		
				E2	V	21.10		
					H	21.49		
	Highest	100	0	H	V	21.71	30.00	Pass
					H	20.83		
				E1	V	22.74		
					H	23.24		
				E2	V	21.74		
					H	21.57		

EUT mode	Channel	RB Size	RB Offset	EUT Pol.	Antenna Pol.	EIRP(dBm)	Limit (dBm)	Result
LTE Band 71 (5MHz) QPSK	Lowest	25	0	H	V	22.97	34.77	Pass
					H	20.48		
				E1	V	22.42		
					H	21.92		
				E2	V	22.27		
					H	20.42		
	Middle	25	0	H	V	23.33	34.77	Pass
					H	20.14		
				E1	V	22.00		
					H	20.50		
				E2	V	21.90		
					H	21.83		
	Highest	25	0	H	V	20.12	34.77	Pass
					H	23.16		
				E1	V	23.39		
					H	21.17		
				E2	V	21.67		
					H	21.70		

EUT mode	Channel	RB Size	RB Offset	EUT Pol.	Antenna Pol.	EIRP(dBm)	Limit (dBm)	Result
LTE Band 71 (10MHz) QPSK	Lowest	50	0	H	V	22.04	34.77	Pass
					H	22.68		
				E1	V	22.56		
					H	21.42		
				E2	V	21.19		
					H	21.87		
	Middle	50	0	H	V	21.24	34.77	Pass
					H	21.78		
				E1	V	22.44		
					H	22.18		
				E2	V	21.23		
					H	21.40		
	Highest	50	0	H	V	21.20	34.77	Pass
					H	21.76		
				E1	V	22.94		
					H	21.31		
				E2	V	20.81		
					H	20.18		

EUT mode	Channel	RB Size	RB Offset	EUT Pol.	Antenna Pol.	EIRP(dBm)	Limit (dBm)	Result
LTE Band 71 (15MHz) QPSK	Lowest	75	0	H	V	22.25	34.77	Pass
					H	22.20		
				E1	V	22.92		
					H	21.07		
				E2	V	21.27		
					H	21.04		
	Middle	75	0	H	V	21.89	34.77	Pass
					H	22.20		
				E1	V	21.27		
					H	22.29		
				E2	V	21.49		
					H	21.26		
	Highest	75	0	H	V	21.68	34.77	Pass
					H	21.06		
				E1	V	23.56		
					H	23.17		
				E2	V	21.44		
					H	21.38		

EUT mode	Channel	RB Size	RB Offset	EUT Pol.	Antenna Pol.	EIRP(dBm)	Limit (dBm)	Result
LTE Band 71 (20MHz) QPSK	Lowest	100	0	H	V	23.51	34.77	Pass
					H	20.46		
				E1	V	22.41		
					H	22.63		
				E2	V	23.04		
					H	20.41		
	Middle	100	0	H	V	22.53	34.77	Pass
					H	20.53		
				E1	V	22.01		
					H	20.51		
				E2	V	21.42		
					H	22.14		
	Highest	100	0	H	V	20.55	34.77	Pass
					H	23.55		
				E1	V	23.38		
					H	21.63		
				E2	V	22.04		
					H	21.62		

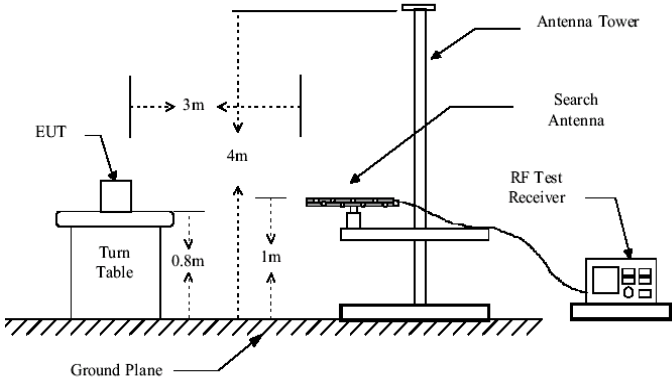
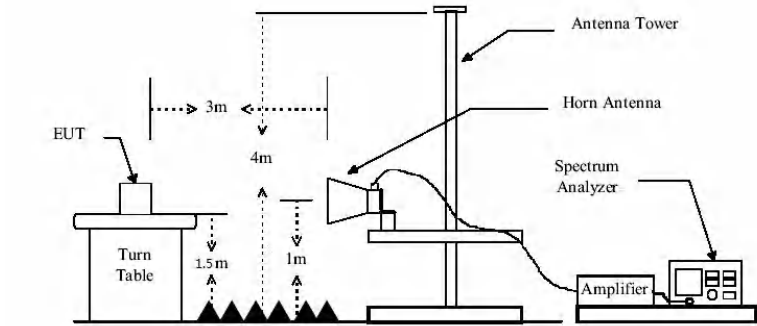
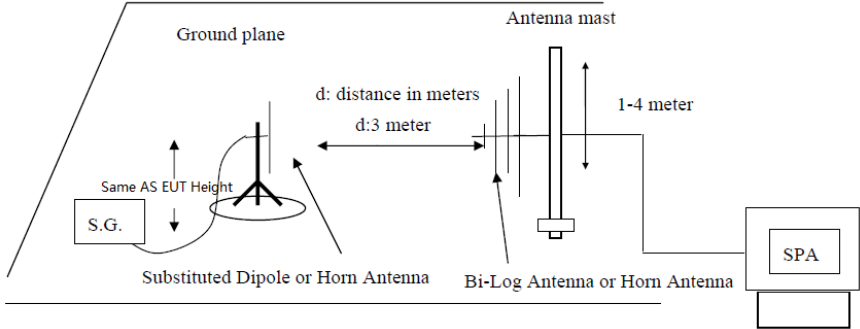
EUT mode	Channel	RB Size	RB Offset	EUT Pol.	Antenna Pol.	EIRP(dBm)	Limit (dBm)	Result
LTE Band 71 (5MHz) 16 QAM	Lowest	25	0	H	V	21.76	34.77	Pass
					H	22.84		
				E1	V	21.89		
					H	21.17		
				E2	V	21.52		
					H	21.49		
	Middle	25	0	H	V	20.77	34.77	Pass
					H	21.46		
				E1	V	22.36		
					H	21.85		
				E2	V	21.55		
					H	21.59		
	Highest	25	0	H	V	21.76	34.77	Pass
					H	21.89		
				E1	V	23.16		
					H	21.56		
				E2	V	21.06		
					H	20.07		

EUT mode	Channel	RB Size	RB Offset	EUT Pol.	Antenna Pol.	EIRP(dBm)	Limit (dBm)	Result
LTE Band 71 (10MHz) 16 QAM	Lowest	50	0	H	V	22.45	34.77	Pass
					H	22.28		
				E1	V	22.86		
					H	20.87		
				E2	V	21.28		
					H	20.82		
	Middle	50	0	H	V	21.62	34.77	Pass
					H	21.59		
				E1	V	21.58		
					H	22.25		
				E2	V	21.28		
					H	21.06		
	Highest	50	0	H	V	21.28	34.77	Pass
					H	21.05		
				E1	V	22.83		
					H	23.11		
				E2	V	21.24		
					H	21.41		

EUT mode	Channel	RB Size	RB Offset	EUT Pol.	Antenna Pol.	EIRP(dBm)	Limit (dBm)	Result
LTE Band 71 (15MHz) 16 QAM	Lowest	75	0	H	V	23.78	34.77	Pass
					H	20.41		
				E1	V	22.47		
					H	22.04		
				E2	V	22.53		
					H	19.89		
	Middle	75	0	H	V	22.96	34.77	Pass
					H	20.00		
				E1	V	22.43		
					H	19.84		
				E2	V	22.16		
					H	21.60		
	Highest	75	0	H	V	19.90	34.77	Pass
					H	23.60		
				E1	V	23.52		
					H	21.21		
				E2	V	21.90		
					H	22.02		

EUT mode	Channel	RB Size	RB Offset	EUT Pol.	Antenna Pol.	EIRP(dBm)	Limit (dBm)	Result
LTE Band 71 (20MHz) 16 QAM	Lowest	100	0	H	V	21.86	34.77	Pass
					H	22.33		
				E1	V	21.85		
					H	21.16		
				E2	V	21.37		
					H	21.92		
	Middle	100	0	H	V	21.40	34.77	Pass
					H	21.63		
				E1	V	22.02		
					H	21.75		
				E2	V	21.53		
					H	21.16		
	Highest	100	0	H	V	21.68	34.77	Pass
					H	21.66		
				E1	V	22.86		
					H	20.77		
				E2	V	20.86		
					H	20.46		

4.9 Field strength of spurious radiation measurement

<p>Test Requirement:</p>	<p>FCC part22.913(a), FCC part24.238(a) and FCC part27.53, RSS-130 (4.7), RSS-132 (5.5), RSS-133 (6.5.1), RSS-139(6.6) and RSS-140(4.4)</p>
<p>Test Method:</p>	<p>ANSI C63.26:2015</p>
<p>Limit:</p>	<p>-13dBm Band 7/41:-25dBm</p>
<p>Test setup:</p>	<p>Below 1GHz</p>  <p>Above 1GHz</p>  <p>Substituted method:</p> 

Test Procedure:	<ol style="list-style-type: none"> 1. The EUT was placed on a non-conductive turntable using a non-conductive support. The radiated emission at the fundamental frequency was measured at 3 m with a test antenna and EMI spectrum analyzer. 2. During the tests, the antenna height and the EUT azimuth were varied in order to identify the maximum level of emissions from the EUT. This maximization process was repeated with the EUT positioned in each of its three orthogonal orientations. 3. The frequency range up to tenth harmonic was investigated for each of three fundamental frequency (low, middle and high channels). Once spurious emission was identified, the power of the emission was determined using the substitution method. 4. The spurious emissions attenuation was calculated as the difference between radiated power at the fundamental frequency and the spurious emissions frequency. $\text{ERP / EIRP} = \text{S.G. output (dBm)} + \text{Antenna Gain(dB/dBi)} - \text{Cable Loss (dB)}$ 5. Compliance with the provisions of part 27 paragraphs (c)(3) and (c)(4) of this section is based on the use of measurement instrumentation such that the reading taken with any resolution bandwidth setting should be adjusted to indicate spectral energy in a 6.25 kHz segment.
Test Instruments:	Refer to section 3 for details
Test mode:	Refer to section 4.1 for details
Test results:	Pass

Measurement Data:

QPSK Mode:

Test mode:		LTE Band 2(1.4MHz)		Test channel:	Lowest
Frequency (MHz)	Spurious Emission		Limit (dBm)	Result	
	Polarization	Level (dBm)			
3701.40	V	-38.66	-13.00	Pass	
5552.29	V	-36.07			
7402.59	V	-35.06			
9253.13	V	-32.47			
11103.73	V	-30.00			
3701.54	H	-38.55	-13.00	Pass	
5551.98	H	-36.52			
7403.03	H	-34.12			
9253.16	H	-31.77			
11104.05	H	-30.05			
Test mode:		LTE Band 2(1.4MHz)		Test channel:	Middle
Frequency (MHz)	Spurious Emission		Limit (dBm)	Result	
	Polarization	Level (dBm)			
3759.50	V	-38.14	-13.00	Pass	
5639.64	V	-36.41			
7519.80	V	-35.42			
9399.28	V	-32.74			
11279.84	V	-30.12			
3760.16	H	-38.33	-13.00	Pass	
5640.01	H	-36.53			
7519.71	H	-35.20			
9399.55	H	-32.34			
11279.73	H	-30.72			
Test mode:		LTE Band 2(1.4MHz)		Test channel:	Highest
Frequency (MHz)	Spurious Emission		Limit (dBm)	Result	
	Polarization	Level (dBm)			
3818.17	V	-38.27	-13.00	Pass	
5727.53	V	-36.06			
7637.04	V	-35.44			
9546.06	V	-32.55			
11455.29	V	-30.02			
3818.77	H	-39.03	-13.00	Pass	
5727.55	H	-36.92			
7636.84	H	-34.78			
9545.86	H	-33.07			
11455.68	H	-29.52			

Remark :

1. The emission behaviour belongs to narrowband spurious emission, all modes investigated and only worst case is reported.
2. The emission levels of below 1 GHz are very lower (20dB lower than the limit) than the limit and not show in test report.

Test mode:	LTE Band 4(1.4MHz)		Test channel:	Lowest
Frequency (MHz)	Spurious Emission		Limit (dBm)	Result
	Polarization	Level (dBm)		
3421.40	V	-37.59	-13.00	Pass
5131.97	V	-36.09		
6842.47	V	-35.42		
8553.52	V	-31.76		
10263.60	V	-30.79		
3421.26	H	-38.31	-13.00	Pass
5131.54	H	-36.27		
6842.40	H	-35.62		
8553.90	H	-32.44		
10264.43	H	-30.40		
Test mode:	LTE Band 4(1.4MHz)		Test channel:	Middle
Frequency (MHz)	Spurious Emission		Limit (dBm)	Result
	Polarization	Level (dBm)		
3464.88	V	-38.38	-13.00	Pass
5197.60	V	-36.93		
6929.39	V	-35.31		
8662.09	V	-32.10		
10394.88	V	-29.85		
3464.93	H	-38.55	-13.00	Pass
5196.83	H	-36.29		
6929.95	H	-35.36		
8662.25	H	-32.25		
10394.84	H	-29.57		
Test mode:	LTE Band 4(1.4MHz)		Test channel:	Highest
Frequency (MHz)	Spurious Emission		Limit (dBm)	Result
	Polarization	Level (dBm)		
3508.44	V	-37.98	-13.00	Pass
5262.43	V	-36.24		
7017.29	V	-34.80		
8771.34	V	-32.19		
10525.49	V	-30.13		
3508.73	H	-38.44	-13.00	Pass
5262.60	H	-36.27		
7017.10	H	-35.48		
8770.77	H	-32.68		
10525.96	H	-29.76		

Remark:

1. The emission behaviour belongs to narrowband spurious emission, all modes investigated and only worst case is reported.
2. The emission levels of below 1 GHz are very lower (20dB lower than the limit) than the limit and not show in test report.

Test mode:		LTE Band 5(1.4MHz)		Test channel:	Lowest
Frequency (MHz)	Spurious Emission		Limit (dBm)	Result	
	Polarization	Level (dBm)			
1649.62	V	-45.03	-13.00	Pass	
2473.57	V	-43.42			
3298.30	V	-41.30			
4123.64	V	-40.03			
4948.07	V	-39.76			
1649.26	H	-45.43	-13.00	Pass	
2473.87	H	-44.08			
3298.85	H	-41.32			
4123.21	H	-39.94			
4948.33	H	-38.71			
Test mode:		LTE Band 5(1.4MHz)		Test channel:	Middle
Frequency (MHz)	Spurious Emission		Limit (dBm)	Result	
	Polarization	Level (dBm)			
1672.49	V	-44.54	-13.00	Pass	
2509.19	V	-42.87			
3345.49	V	-40.21			
4182.34	V	-39.90			
5018.88	V	-38.26			
1672.92	H	-44.18	-13.00	Pass	
2509.13	H	-43.00			
3346.15	H	-40.92			
4182.42	H	-39.59			
5019.39	H	-38.27			
Test mode:		LTE Band 5(1.4MHz)		Test channel:	Highest
Frequency (MHz)	Spurious Emission		Limit (dBm)	Result	
	Polarization	Level (dBm)			
1696.35	V	-44.84	-13.00	Pass	
2544.92	V	-43.03			
3392.63	V	-41.06			
4241.75	V	-39.62			
5089.14	V	-39.80			
1696.16	H	-45.57	-13.00	Pass	
2544.62	H	-43.53			
3392.72	H	-41.21			
4241.13	H	-39.92			
5089.65	H	-38.89			

Remark :

1. The emission behaviour belongs to narrowband spurious emission, all modes investigated and only worst case is reported.
2. The emission levels of below 1 GHz are very lower (20dB lower than the limit) than the limit and not show in test report.

Test mode:		LTE Band 12(1.4MHz)		Test channel:	Lowest
Frequency (MHz)	Spurious Emission		Limit (dBm)	Result	
	Polarization	Level (dBm)			
5005.19	V	-37.31	-13.00	Pass	
7507.32	V	-34.00			
10009.80	V	-31.54			
12512.21	V	-31.55			
15014.74	V	-29.18			
5004.36	H	-37.34	-13.00	Pass	
7507.66	H	-33.79			
10010.07	H	-31.77			
12511.96	H	-31.32			
15015.02	H	-29.26			
Test mode:		LTE Band 12(1.4MHz)		Test channel:	Middle
Frequency (MHz)	Spurious Emission		Limit (dBm)	Result	
	Polarization	Level (dBm)			
5070.16	V	-37.04	-13.00	Pass	
7604.87	V	-33.62			
10139.85	V	-32.48			
12674.61	V	-30.86			
15209.57	V	-29.10			
5070.20	H	-37.26	-13.00	Pass	
7604.91	H	-34.36			
10139.41	H	-31.26			
12674.49	H	-31.62			
15210.05	H	-29.67			
Test mode:		LTE Band 12(1.4MHz)		Test channel:	Highest
Frequency (MHz)	Spurious Emission		Limit (dBm)	Result	
	Polarization	Level (dBm)			
5134.50	V	-37.80	-13.00	Pass	
7701.83	V	-33.53			
10269.57	V	-31.63			
12837.01	V	-30.97			
15404.97	V	-29.82			
5134.81	H	-37.38	-13.00	Pass	
7702.34	H	-33.86			
10269.55	H	-31.34			
12837.10	H	-31.18			
15404.90	H	-29.76			

Remark :

- 1 The emission behaviour belongs to narrowband spurious emission, all modes investigated and only worst case is reported.
- 2 The emission levels of below 1 GHz are very lower (20dB lower than the limit) than the limit and not show in test report.

Test mode:		LTE Band 14(5MHz)		Test channel:	Lowest
Frequency (MHz)	Spurious Emission		Limit (dBm)	Result	
	Polarization	Level (dBm)			
1575.99	V	-38.38	-13.00	Pass	
2364.07	V	-35.01			
3152.01	V	-32.31			
3939.76	V	-32.33			
4727.73	V	-30.38			
1576.15	H	-38.08	-13.00	Pass	
2363.72	H	-33.51			
3152.10	H	-32.58			
3939.87	H	-31.70			
4727.62	H	-29.31			
Test mode:		LTE Band 14(5MHz)		Test channel:	Middle
Frequency (MHz)	Spurious Emission		Limit (dBm)	Result	
	Polarization	Level (dBm)			
1586.14	V	-38.40	-13.00	Pass	
2379.07	V	-35.06			
3171.72	V	-32.36			
3964.62	V	-32.11			
4757.74	V	-30.37			
1585.82	H	-37.97	-13.00	Pass	
2379.15	H	-33.53			
3171.82	H	-32.40			
3965.11	H	-31.84			
4757.92	H	-29.49			
Test mode:		LTE Band 14(5MHz)		Test channel:	Highest
Frequency (MHz)	Spurious Emission		Limit (dBm)	Result	
	Polarization	Level (dBm)			
1595.45	V	-37.16	-13.00	Pass	
2393.72	V	-33.34			
3191.31	V	-32.06			
3989.31	V	-31.20			
4787.57	V	-29.22			
1595.68	H	-37.48	-13.00	Pass	
2393.68	H	-33.80			
3191.60	H	-32.04			
3989.69	H	-31.24			
4787.16	H	-29.29			

Remark :

- 1 The emission behaviour belongs to narrowband spurious emission, all modes investigated and only worst case is reported.
- 2 The emission levels of below 1 GHz are very lower (20dB lower than the limit) than the limit and not show in test report.

Test mode:		LTE Band 66(1.4MHz)		Test channel:	Lowest
Frequency (MHz)	Spurious Emission		Limit (dBm)	Result	
	Polarization	Level (dBm)			
3419.66	V	-38.39	-13.00	Pass	
5130.12	V	-34.76			
6839.78	V	-32.30			
8549.82	V	-32.41			
10260.20	V	-30.53			
3419.84	H	-37.98	-13.00	Pass	
5129.61	H	-33.74			
6839.88	H	-32.29			
8550.18	H	-31.82			
10260.02	H	-29.62			
Test mode:		LTE Band 66(1.4MHz)		Test channel:	Middle
Frequency (MHz)	Spurious Emission		Limit (dBm)	Result	
	Polarization	Level (dBm)			
3490.00	V	-38.58	-13.00	Pass	
5235.01	V	-34.99			
6979.83	V	-32.32			
8725.12	V	-32.34			
10469.96	V	-30.53			
3489.72	H	-38.09	-13.00	Pass	
5235.02	H	-33.74			
6980.15	H	-32.57			
8724.61	H	-32.11			
10469.81	H	-29.62			
Test mode:		LTE Band 66(1.4MHz)		Test channel:	Highest
Frequency (MHz)	Spurious Emission		Limit (dBm)	Result	
	Polarization	Level (dBm)			
3559.97	V	-38.54	-13.00	Pass	
5339.33	V	-34.77			
7119.54	V	-32.34			
8899.39	V	-32.33			
10679.17	V	-30.44			
3559.66	H	-37.84	-13.00	Pass	
5339.48	H	-33.67			
7119.56	H	-32.36			
8899.23	H	-32.12			
10679.33	H	-29.69			

Remark :

- 1 The emission behaviour belongs to narrowband spurious emission, all modes investigated and only worst case is reported.
- 2 The emission levels of below 1 GHz are very lower (20dB lower than the limit) than the limit and not show in test report.

Test mode:		LTE Band 71(5MHz)		Test channel:	Lowest
Frequency (MHz)	Spurious Emission		Limit (dBm)	Result	
	Polarization	Level (dBm)			
1325.89	V	-38.51	-13.00	Pass	
1988.61	V	-34.96			
2651.75	V	-32.63			
3314.83	V	-32.19			
3978.07	V	-30.66			
1326.20	H	-38.13	-13.00	Pass	
1989.02	H	-33.93			
2651.99	H	-32.28			
3314.79	H	-31.87			
3978.19	H	-29.43			
Test mode:		LTE Band 71(5MHz)		Test channel:	Middle
Frequency (MHz)	Spurious Emission		Limit (dBm)	Result	
	Polarization	Level (dBm)			
1360.86	V	-38.12	-13.00	Pass	
2041.32	V	-35.08			
2721.65	V	-32.37			
3402.36	V	-32.25			
4082.82	V	-30.39			
1361.17	H	-38.20	-13.00	Pass	
2041.31	H	-33.61			
2721.73	H	-32.63			
3402.44	H	-31.87			
4083.07	H	-29.75			
Test mode:		LTE Band 71(5MHz)		Test channel:	Highest
Frequency (MHz)	Spurious Emission		Limit (dBm)	Result	
	Polarization	Level (dBm)			
1395.41	V	-38.32	-13.00	Pass	
2093.56	V	-34.72			
2791.55	V	-32.30			
3489.32	V	-32.50			
4187.46	V	-30.38			
1395.72	H	-38.09	-13.00	Pass	
2093.53	H	-33.89			
2791.44	H	-32.38			
3489.29	H	-32.12			
4187.57	H	-29.45			

Remark :

- 1 The emission behaviour belongs to narrowband spurious emission, all modes investigated and only worst case is reported.
- 2 The emission levels of below 1 GHz are very lower (20dB lower than the limit) than the limit and not show in test report.

16 QAM Mode:

Test mode:		LTE Band 2 (1.4MHz)		Test channel:	Lowest
Frequency (MHz)	Spurious Emission		Limit (dBm)	Result	
	Polarization	Level (dBm)			
3700.95	V	-39.03	-13.00	Pass	
5552.03	V	-36.72			
7402.83	V	-36.08			
9253.50	V	-32.82			
11103.65	V	-30.23			
3701.62	H	-39.06	-13.00	Pass	
5551.99	H	-36.66			
7402.42	H	-35.57			
9253.87	H	-32.84			
11104.14	H	-31.63			
Test mode:		LTE Band 2 (1.4MHz)		Test channel:	Middle
Frequency (MHz)	Spurious Emission		Limit (dBm)	Result	
	Polarization	Level (dBm)			
3759.75	V	-38.42	-13.00	Pass	
5639.62	V	-37.05			
7519.36	V	-35.89			
9399.54	V	-33.02			
11279.72	V	-30.44			
3760.33	H	-39.72	-13.00	Pass	
5640.17	H	-36.88			
7519.57	H	-34.95			
9399.99	H	-32.34			
11279.71	H	-31.38			
Test mode:		LTE Band 2 (1.4MHz)		Test channel:	Highest
Frequency (MHz)	Spurious Emission		Limit (dBm)	Result	
	Polarization	Level (dBm)			
3818.83	V	-39.61	-13.00	Pass	
5727.79	V	-36.79			
7636.89	V	-36.24			
9546.56	V	-32.77			
11455.85	V	-30.77			
3818.69	H	-39.23	-13.00	Pass	
5727.68	H	-37.13			
7637.04	H	-34.93			
9546.00	H	-32.58			
11455.45	H	-30.87			

Remark :

- 1 The emission behaviour belongs to narrowband spurious emission, all modes investigated and only worst case is reported.
- 2 The emission levels of below 1 GHz are very lower (20dB lower than the limit) than the limit and not show in test report.

Test mode:	LTE Band 4(1.4MHz)		Test channel:	Lowest
Frequency (MHz)	Spurious Emission		Limit (dBm)	Result
	Polarization	Level (dBm)		
3421.43	V	-38.54	-13.00	Pass
5132.16	V	-37.33		
6842.81	V	-36.17		
8553.75	V	-32.65		
10263.93	V	-30.75		
3421.43	H	-38.79	-13.00	Pass
5131.96	H	-37.00		
6842.35	H	-35.91		
8553.59	H	-33.06		
10263.97	H	-30.33		
Test mode:	LTE Band 4(1.4MHz)		Test channel:	Middle
Frequency (MHz)	Spurious Emission		Limit (dBm)	Result
	Polarization	Level (dBm)		
3464.87	V	-39.29	-13.00	Pass
5197.21	V	-36.73		
6929.82	V	-36.18		
8662.02	V	-32.62		
10394.64	V	-31.06		
3464.82	H	-38.47	-13.00	Pass
5196.95	H	-37.05		
6930.12	H	-36.15		
8661.81	H	-33.10		
10394.49	H	-30.08		
Test mode:	LTE Band 4(1.4MHz)		Test channel:	Highest
Frequency (MHz)	Spurious Emission		Limit (dBm)	Result
	Polarization	Level (dBm)		
3508.30	V	-39.49	-13.00	Pass
5262.85	V	-36.82		
7016.88	V	-35.80		
8771.12	V	-32.48		
10525.47	V	-31.17		
3508.31	H	-38.78	-13.00	Pass
5262.58	H	-37.11		
7016.99	H	-35.97		
8771.05	H	-32.67		
10525.53	H	-30.03		

Remark:

- 1 The emission behaviour belongs to narrowband spurious emission, all modes investigated and only worst case is reported.
- 2 The emission levels of below 1 GHz are very lower (20dB lower than the limit) than the limit and not show in test report.

Test mode:		LTE Band 5(1.4MHz)		Test channel:	Lowest
Frequency (MHz)	Spurious Emission		Limit (dBm)	Result	
	Polarization	Level (dBm)			
1649.54	V	-45.11	-13.00	Pass	
2473.94	V	-43.08			
3298.57	V	-40.17			
4123.38	V	-39.75			
4947.79	V	-39.69			
1649.54	H	-44.39	-13.00	Pass	
2474.44	H	-43.53			
3298.16	H	-41.51			
4123.29	H	-40.90			
4947.73	H	-39.30			
Test mode:		LTE Band 5(1.4MHz)		Test channel:	Middle
Frequency (MHz)	Spurious Emission		Limit (dBm)	Result	
	Polarization	Level (dBm)			
1673.04	V	-45.46	-13.00	Pass	
2509.67	V	-43.01			
3345.75	V	-41.11			
4182.54	V	-40.44			
5018.89	V	-38.96			
1673.15	H	-44.59	-13.00	Pass	
2509.36	H	-43.55			
3345.94	H	-40.79			
4182.44	H	-39.60			
5019.20	H	-39.03			
Test mode:		LTE Band 5(1.4MHz)		Test channel:	Highest
Frequency (MHz)	Spurious Emission		Limit (dBm)	Result	
	Polarization	Level (dBm)			
1696.51	V	-44.49	-13.00	Pass	
2544.92	V	-43.40			
3392.95	V	-40.41			
4241.83	V	-39.60			
5089.52	V	-39.16			
1695.95	H	-44.82	-13.00	Pass	
2544.94	H	-43.55			
3393.25	H	-41.54			
4241.33	H	-40.30			
5089.45	H	-38.82			

Remark :

- 1 The emission behaviour belongs to narrowband spurious emission, all modes investigated and only worst case is reported.
- 2 The emission levels of below 1 GHz are very lower (20dB lower than the limit) than the limit and not show in test report.

Test mode:	LTE Band 12 (1.4MHz)		Test channel:	Lowest
Frequency (MHz)	Spurious Emission		Limit (dBm)	Result
	Polarization	Level (dBm)		
3701.43	V	-39.25	-13.00	Pass
5551.75	V	-37.28		
7402.92	V	-35.79		
9253.47	V	-33.18		
11103.78	V	-30.71		
3701.13	H	-39.00	-13.00	Pass
5551.77	H	-36.92		
7402.41	H	-35.99		
9253.30	H	-32.93		
11104.20	H	-30.28		
Test mode:	LTE Band 12 (1.4MHz)		Test channel:	Middle
Frequency (MHz)	Spurious Emission		Limit (dBm)	Result
	Polarization	Level (dBm)		
3759.84	V	-38.73	-13.00	Pass
5640.06	V	-36.82		
7520.34	V	-36.15		
9399.85	V	-33.22		
11279.83	V	-31.25		
3759.97	H	-39.32	-13.00	Pass
5639.70	H	-36.55		
7519.90	H	-35.57		
9399.80	H	-32.97		
11279.97	H	-29.87		
Test mode:	LTE Band 12 (1.4MHz)		Test channel:	Highest
Frequency (MHz)	Spurious Emission		Limit (dBm)	Result
	Polarization	Level (dBm)		
3818.34	V	-38.61	-13.00	Pass
5727.59	V	-36.74		
7637.05	V	-36.51		
9545.92	V	-32.27		
11455.69	V	-30.64		
3818.48	H	-39.35	-13.00	Pass
5727.13	H	-37.04		
7637.06	H	-35.42		
9546.53	H	-33.34		
11455.66	H	-30.30		

Remark :

- 1 The emission behaviour belongs to narrowband spurious emission, all modes investigated and only worst case is reported.
- 2 The emission levels of below 1 GHz are very lower (20dB lower than the limit) than the limit and not show in test report.

Test mode:		LTE Band 13(5MHz)		Test channel:	Lowest
Frequency (MHz)	Spurious Emission		Limit (dBm)	Result	
	Polarization	Level (dBm)			
5004.45	V	-38.21	-13.00	Pass	
7507.23	V	-34.11			
10009.65	V	-32.36			
12512.17	V	-32.25			
15014.32	V	-30.23			
5004.86	H	-37.82	-13.00	Pass	
7507.24	H	-34.50			
10009.64	H	-32.44			
12512.78	H	-31.46			
15014.68	H	-30.53			
Test mode:		LTE Band 13(5MHz)		Test channel:	Middle
Frequency (MHz)	Spurious Emission		Limit (dBm)	Result	
	Polarization	Level (dBm)			
5069.55	V	-38.05	-13.00	Pass	
7604.38	V	-34.79			
10139.39	V	-32.58			
12674.72	V	-32.03			
15209.66	V	-30.10			
5069.64	H	-38.00	-13.00	Pass	
7604.78	H	-34.06			
10139.79	H	-32.28			
12674.82	H	-32.07			
15209.67	H	-29.97			
Test mode:		LTE Band 13(5MHz)		Test channel:	Highest
Frequency (MHz)	Spurious Emission		Limit (dBm)	Result	
	Polarization	Level (dBm)			
5135.33	V	-37.89	-13.00	Pass	
7702.04	V	-34.41			
10270.25	V	-32.42			
12837.45	V	-31.29			
15404.81	V	-29.63			
5134.84	H	-38.01	-13.00	Pass	
7702.16	H	-34.92			
10270.21	H	-32.28			
12837.34	H	-31.45			
15404.47	H	-30.05			

Remark :

- 1 The emission behaviour belongs to narrowband spurious emission, all modes investigated and only worst case is reported.
- 2 The emission levels of below 1 GHz are very lower (20dB lower than the limit) than the limit and not show in test report.

Test mode:		LTE Band 14(5MHz)		Test channel:	Lowest
Frequency (MHz)	Spurious Emission		Limit (dBm)	Result	
	Polarization	Level (dBm)			
1576.07	V	-37.68	-13.00	Pass	
2363.94	V	-34.66			
3152.17	V	-32.15			
3939.97	V	-31.76			
4727.67	V	-30.09			
1575.82	H	-37.55	-13.00	Pass	
2364.18	H	-34.55			
3151.85	H	-32.67			
3940.19	H	-31.31			
4727.84	H	-30.37			
Test mode:		LTE Band 14(5MHz)		Test channel:	Middle
Frequency (MHz)	Spurious Emission		Limit (dBm)	Result	
	Polarization	Level (dBm)			
1586.06	V	-38.31	-13.00	Pass	
2379.01	V	-34.83			
3172.14	V	-32.49			
3965.00	V	-32.25			
4757.61	V	-30.36			
1585.89	H	-37.98	-13.00	Pass	
2379.03	H	-33.69			
3171.70	H	-32.35			
3964.67	H	-31.90			
4757.91	H	-29.47			
Test mode:		LTE Band 14(5MHz)		Test channel:	Highest
Frequency (MHz)	Spurious Emission		Limit (dBm)	Result	
	Polarization	Level (dBm)			
1595.88	V	-37.68	-13.00	Pass	
2393.48	V	-34.60			
3191.31	V	-32.38			
3989.69	V	-31.24			
4787.23	V	-29.81			
1595.54	H	-38.32	-13.00	Pass	
2393.84	H	-35.22			
3191.65	H	-32.08			
3989.30	H	-31.61			
4787.58	H	-29.98			

Remark :

- 1 The emission behaviour belongs to narrowband spurious emission, all modes investigated and only worst case is reported.
- 2 The emission levels of below 1 GHz are very lower (20dB lower than the limit) than the limit and not show in test report.

Test mode:	LTE Band 66(1.4MHz)		Test channel:	Lowest
Frequency (MHz)	Spurious Emission		Limit (dBm)	Result
	Polarization	Level (dBm)		
3419.76	V	-38.55	-13.00	Pass
5129.76	V	-34.75		
6839.64	V	-32.59		
8549.86	V	-32.16		
10259.99	V	-30.62		
3419.80	H	-37.79	-13.00	Pass
5129.97	H	-33.54		
6839.83	H	-32.52		
8549.97	H	-32.02		
10259.93	H	-29.74		
Test mode:	LTE Band 66(1.4MHz)		Test channel:	Middle
Frequency (MHz)	Spurious Emission		Limit (dBm)	Result
	Polarization	Level (dBm)		
3490.17	V	-38.24	-13.00	Pass
5234.61	V	-34.75		
6979.98	V	-32.60		
8725.00	V	-32.25		
10469.86	V	-30.54		
3490.09	H	-38.01	-13.00	Pass
5235.19	H	-33.74		
6979.75	H	-32.31		
8725.20	H	-32.18		
10469.61	H	-29.66		
Test mode:	LTE Band 66(1.4MHz)		Test channel:	Highest
Frequency (MHz)	Spurious Emission		Limit (dBm)	Result
	Polarization	Level (dBm)		
3559.51	V	-38.43	-13.00	Pass
5339.38	V	-34.74		
7119.46	V	-32.48		
8899.57	V	-32.35		
10679.26	V	-30.23		
3559.90	H	-38.12	-13.00	Pass
5339.63	H	-33.79		
7119.21	H	-32.48		
8899.24	H	-31.89		
10679.27	H	-29.67		

Remark :

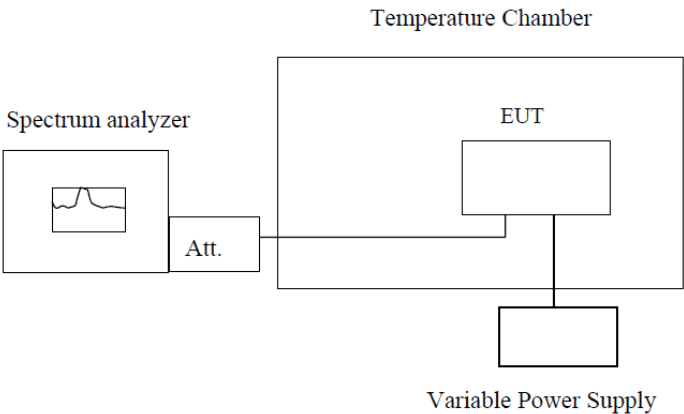
- 1 The emission behaviour belongs to narrowband spurious emission, all modes investigated and only worst case is reported.
- 2 The emission levels of below 1 GHz are very lower (20dB lower than the limit) than the limit and not show in test report.

Test mode:	LTE Band 71(5MHz)		Test channel:	Lowest
Frequency (MHz)	Spurious Emission		Limit (dBm)	Result
	Polarization	Level (dBm)		
1325.81	V	-38.58	-13.00	Pass
1988.85	V	-34.64		
2651.99	V	-32.51		
3315.10	V	-32.09		
3977.66	V	-30.53		
1326.19	H	-38.21	-13.00	Pass
1988.79	H	-33.51		
2651.64	H	-32.59		
3314.70	H	-32.12		
3978.00	H	-29.34		
Test mode:	LTE Band 71(5MHz)		Test channel:	Middle
Frequency (MHz)	Spurious Emission		Limit (dBm)	Result
	Polarization	Level (dBm)		
1360.94	V	-38.48	-13.00	Pass
2041.66	V	-34.95		
2721.80	V	-32.60		
3402.59	V	-32.19		
4083.13	V	-30.31		
1361.02	H	-37.97	-13.00	Pass
2041.24	H	-33.63		
2721.90	H	-32.57		
3402.43	H	-31.85		
4083.16	H	-29.75		
Test mode:	LTE Band 71(5MHz)		Test channel:	Highest
Frequency (MHz)	Spurious Emission		Limit (dBm)	Result
	Polarization	Level (dBm)		
1395.63	V	-38.18	-13.00	Pass
2093.66	V	-35.06		
2791.40	V	-32.34		
3489.30	V	-32.25		
4187.42	V	-30.44		
1395.55	H	-38.22	-13.00	Pass
2093.73	H	-33.56		
2791.36	H	-32.31		
3489.66	H	-31.73		
4187.26	H	-29.50		

Remark :

- 1 The emission behaviour belongs to narrowband spurious emission, all modes investigated and only worst case is reported.
- 2 The emission levels of below 1 GHz are very lower (20dB lower than the limit) than the limit and not show in test report.

4.10 Frequency stability V.S. Temperature measurement

Test Requirement:	FCC Part2.1055(a)(1)(b), RSS-130 (4.5), RSS-132 (5.3), RSS-133 (6.3), RSS-139(6.4) and RSS-140(4.2)
Test Method:	ANSI C63.26:2015
Limit:	2.5ppm(Part 22) Within the authorized bands of operation(Part 24, Part 27)
Test setup:	 <p style="text-align: center;">Temperature Chamber</p> <p style="text-align: center;">Spectrum analyzer Att. EUT</p> <p style="text-align: center;">Variable Power Supply</p> <p>Note : Measurement setup for testing on Antenna connector</p>
Test procedure:	<ol style="list-style-type: none"> 1. The equipment under test was connected to an external DC power supply and input rated voltage. 2. RF output was connected to a frequency counter or spectrum analyzer via feed through attenuators. 3. The EUT was placed inside the temperature chamber. 4. Set the spectrum analyzer RBW low enough to obtain the desired frequency resolution and measure EUT 25°C operating frequency as reference frequency. 5. Turn EUT off and set the chamber temperature to –20°C. After the temperature stabilized for approximately 30 minutes recorded the frequency. 6. Repeat step measure with 10°C increased per stage until the highest temperature of +50°C reached.
Test Instruments:	Refer to section 3 for details
Test mode:	Refer to section 4.1 for details
Test results:	Pass
Remark:	If all frequencies stability are comply with the lower limit, then all results can be considered qualified

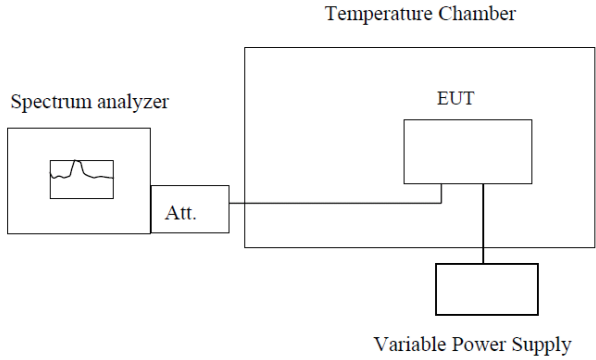
Measurement Data

Reference Frequency: LTE Band 2 Middle channel=18900 channel=1880MHz					
Power supplied (Vdc)	Temperature (°C)	Frequency error		Limit (ppm)	Result
		Hz	ppm		
3.7	-20	17	0.0090	Within the authorized bands	Pass
	-10	19	0.0101		
	0	13	0.0069		
	10	-22	-0.0117		
	20	19	0.0101		
	30	10	0.0053		
	40	2	0.0011		
	50	-2	-0.0011		
	60	15	0.0080		
Reference Frequency: LTE Band 4 Middle channel=20175 channel=1732.5MHz					
Power supplied (Vdc)	Temperature (°C)	Frequency error		Limit (ppm)	Result
		Hz	ppm		
3.7	-20	10	0.0128	2.5	Pass
	-10	8	0.0102		
	0	4	0.0051		
	10	17	0.0217		
	20	19	0.0243		
	30	-16	-0.0205		
	40	6	0.0077		
	50	5	0.0064		
	60	7	0.0090		
Reference Frequency: LTE Band 5 Middle channel=20175 channel=836.5MHz					
Power supplied (Vdc)	Temperature (°C)	Frequency error		Limit (ppm)	Result
		Hz	ppm		
3.7	-20	11	0.0127	2.5	Pass
	-10	10	0.0116		
	0	9	0.0104		
	10	11	0.0127		
	20	20	0.0232		
	30	-16	-0.0185		
	40	11	0.0127		
	50	5	0.0058		
	60	10	0.0116		

Reference Frequency: LTE Band 12 Middle channel=23095 channel=707.5MHz					
Power supplied (Vdc)	Temperature (°C)	Frequency error		Limit (ppm)	Result
		Hz	ppm		
3.7	-20	13	0.0184	2.5	Pass
	-10	20	0.0283		
	0	21	0.0297		
	10	-31	-0.0438		
	20	17	0.0240		
	30	8	0.0113		
	40	-8	-0.0113		
	50	2	0.0028		
	60	13	0.0184		
Reference Frequency: LTE Band 13 Middle channel=23230 channel=782MHz					
Power supplied (Vdc)	Temperature (°C)	Frequency error		Limit (ppm)	Result
		Hz	ppm		
3.7	-20	11	0.0141	Within the authorized bands	Pass
	-10	6	0.0077		
	0	5	0.0064		
	10	14	0.0179		
	20	24	0.0307		
	30	-21	-0.0269		
	40	8	0.0102		
	50	3	0.0038		
	60	10	0.0128		
Reference Frequency: LTE Band 14 Middle channel=23330 channel=793MHz					
Power supplied (Vdc)	Temperature (°C)	Frequency error		Limit (ppm)	Result
		Hz	ppm		
3.7	-20	15	0.0189	2.5	Pass
	-10	20	0.0252		
	0	20	0.0252		
	10	-33	-0.0416		
	20	15	0.0189		
	30	14	0.0177		
	40	-10	-0.0126		
	50	2	0.0025		
	60	9	0.0113		

Reference Frequency: LTE Band 66 Middle channel=132671 channel=1745MHz					
Power supplied (Vdc)	Temperature (°C)	Frequency error		Limit (ppm)	Result
		Hz	ppm		
3.7	-20	16	0.0091	2.5	Pass
	-10	19	0.0108		
	0	13	0.0074		
	10	-27	-0.0154		
	20	15	0.0086		
	30	11	0.0063		
	40	1	0.0006		
	50	0	0.0000		
	60	10	0.0057		
Reference Frequency: LTE Band71 Middle channel=133297 channel=680.5MHz					
Power supplied (Vdc)	Temperature (°C)	Frequency error		Limit (ppm)	Result
		Hz	ppm		
3.7	-20	14	0.0206	2.5	Pass
	-10	14	0.0206		
	0	19	0.0279		
	10	-25	-0.0367		
	20	19	0.0279		
	30	10	0.0147		
	40	-2	-0.0029		
	50	0	0.0000		
	60	17	0.0250		

4.11 Frequency stability V.S. Voltage measurement

Test Requirement:	FCC Part2.1055(d)(1)(2), RSS-130 (4.5), RSS-132 (5.3), RSS-133 (6.3), RSS-139(6.4) and RSS-140(4.2)
Test Method:	ANSI C63.26:2015
Limit:	2.5ppm Band II & Band VII should be within authorized band.
Test setup:	 <p style="text-align: center;">Temperature Chamber</p> <p style="text-align: center;">Spectrum analyzer</p> <p style="text-align: center;">Att.</p> <p style="text-align: center;">EUT</p> <p style="text-align: center;">Variable Power Supply</p> <p>Note : Measurement setup for testing on Antenna connector</p>
Test procedure:	<ol style="list-style-type: none"> 1. Set chamber temperature to 20°C. Use a variable DC power source to power the EUT and set the voltage to rated voltage. 2. Set the spectrum analyzer RBW low enough to obtain the desired frequency resolution and recorded the frequency. 3. Reduce the input voltage to specified extreme voltage variation (+/- 15%) and endpoint, record the maximum frequency change.
Test Instruments:	Refer to section 3 for details
Test mode:	Refer to section 4.1 for details
Test results:	Pass
Remark:	<ol style="list-style-type: none"> 1. Manufacturer specified the battery operating end point voltage is 3.7VDC, max voltage is 4.2VDC. 2. If all frequencies stability are comply with the lower limit, then all results can be considered qualified

Measurement Data

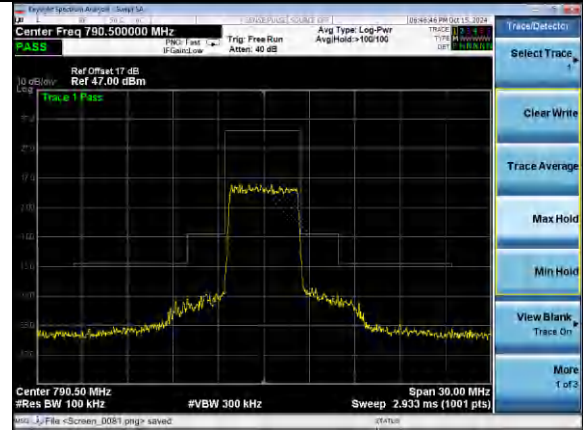
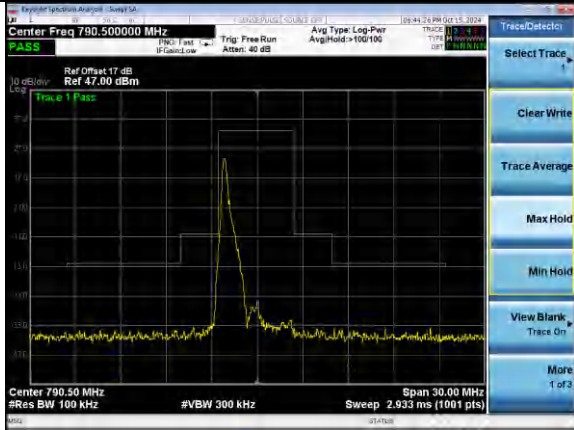
Reference Frequency: LTE Band 2 Middle channel=18900 channel=1880MHz					
Temperature (°C)	Power supplied (Vdc)	Frequency error		Limit (ppm)	Result
		Hz	ppm		
25	4.07	12	0.0064	within authorized band	Pass
	3.7	19	0.0101		
	3.33	19	0.0101		
Reference Frequency: LTE Band 4 Middle channel=20175 channel=1732.5MHz					
Temperature (°C)	Power supplied (Vdc)	Frequency error		Limit (ppm)	Result
		Hz	ppm		
25	4.07	17	0.0098	2.5	Pass
	3.7	20	0.0115		
	3.33	21	0.0121		
Reference Frequency: LTE Band 5 Middle channel=20175 channel=836.5MHz					
Temperature (°C)	Power supplied (Vdc)	Frequency error		Limit (ppm)	Result
		Hz	ppm		
25	4.07	16	0.0191	2.5	Pass
	3.7	8	0.0096		
	3.33	5	0.0060		
Reference Frequency: LTE Band 12 Middle channel=23095 channel=707.5MHz					
Temperature (°C)	Power supplied (Vdc)	Frequency error		Limit (ppm)	Result
		Hz	ppm		
25	4.07	16	0.0226	within authorized band	Pass
	3.7	18	0.0254		
	3.33	17	0.0240		
Reference Frequency: LTE Band 13 Middle channel=23230 channel=782MHz					
Temperature (°C)	Power supplied (Vdc)	Frequency error		Limit (ppm)	Result
		Hz	ppm		
25	4.07	17	0.0217	within authorized band	Pass
	3.7	25	0.0320		
	3.33	21	0.0269		

Reference Frequency: LTE Band 14 Middle channel=23330 channel=793MHz					
Temperature (°C)	Power supplied (Vdc)	Frequency error		Limit (ppm)	Result
		Hz	ppm		
25	4.07	9	0.0113	2.5	Pass
	3.7	10	0.0126		
	3.33	4	0.0050		
Reference Frequency: LTE Band 66 Middle channel=132322 channel=1745MHz					
Temperature (°C)	Power supplied (Vdc)	Frequency error		Limit (ppm)	Result
		Hz	ppm		
25	4.07	17	0.0097	2.5	Pass
	3.7	17	0.0097		
	3.33	19	0.0108		
Reference Frequency: LTE Band 71 Middle channel=133297 channel=680.5MHz					
Temperature (°C)	Power supplied (Vdc)	Frequency error		Limit (ppm)	Result
		Hz	ppm		
25	4.07	15	0.0220	2.5	Pass
	3.7	21	0.0309		
	3.33	25	0.0367		

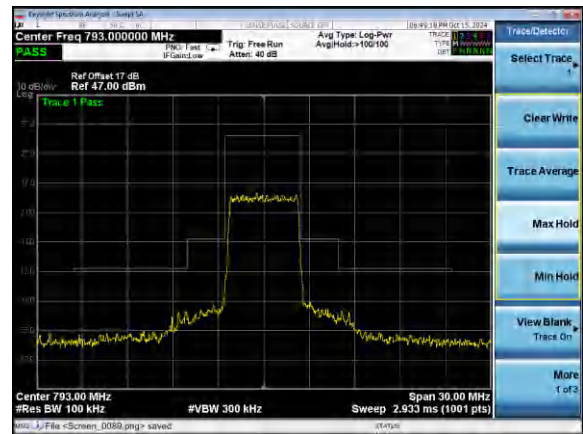
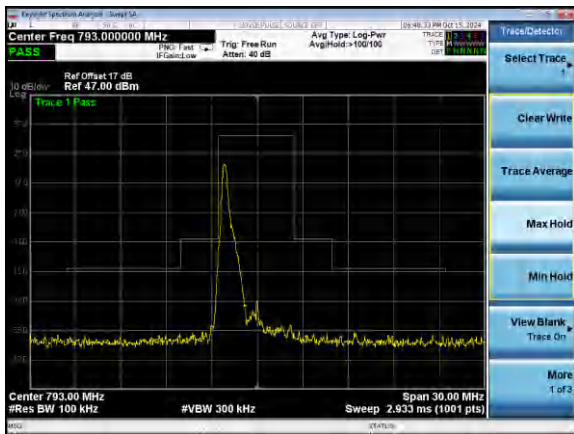
4.12 Emission Mask

Test Requirement:	FCC Part2.1051, FCC Part 90.210(b) and RSS-140(4.3)(4.4)
Test Method:	ANSI C63.26:2015
Limit:	<p>Transmitters designed for operation under this part on frequencies other than listed in this section must meet the emission mask requirements of Emission Mask B.</p> <p>Equipment operating under this part on frequencies allocated to but shared with the Federal Government, must meet the applicable Federal Government technical standards (b) Emission Mask B.</p> <p>For transmitters that are equipped with an audio low-pass filter, the power of any emission must be attenuated below the unmodulated carrier power (P) as follows:</p> <p>(1) On any frequency removed from the assigned frequency by more than 50 percent, but not more than 100 percent of the authorized bandwidth: At least 25 dB.</p> <p>(2) On any frequency removed from the assigned frequency by more than 100 percent, but not more than 250 percent of the authorized bandwidth: At least 35 dB.</p> <p>(3) On any frequency removed from the assigned frequency by more than 250 percent of the authorized bandwidth: At least $43 + 10 \log (P)$ dB.</p>
Test setup:	<pre> graph LR EUT[EUT] --- Splitter[Splitter] Splitter --- CT[Communication Tester] Splitter --- SPA[SPA] </pre> <p><i>Note: Measurement setup for testing on Antenna connector</i></p>
Test procedure:	<ol style="list-style-type: none"> 1. The EUT's output RF connector was connected with a short cable to the spectrum analyzer, set center frequency to channel center frequency. 2. RBW=100K, VBW≥ 3 X RBW. 3. Set spectrum analyzer detection mode to peak, and the trace mode to max hold.
Test Instruments:	Refer to section 3 for details
Test mode:	Refer to section 4.1 for details
Test results:	Pass

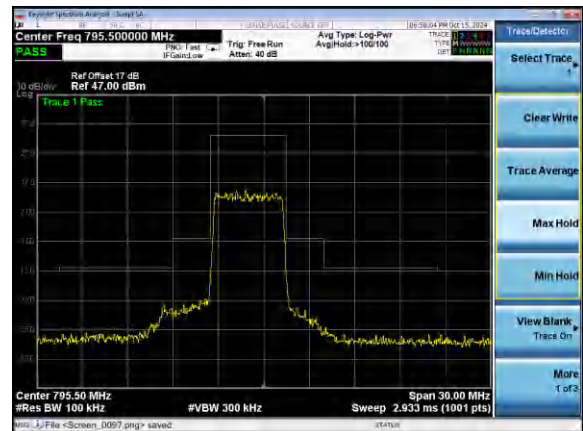
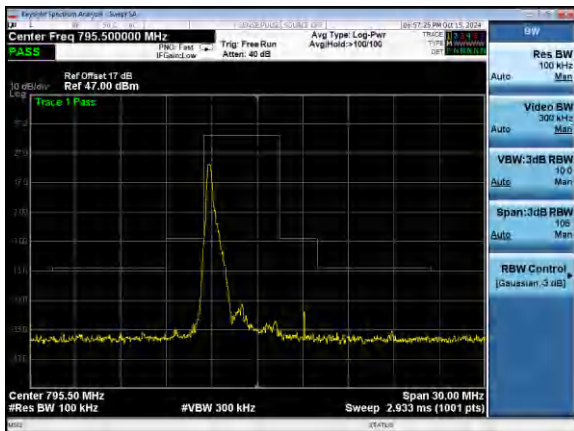
Test Mode: LTE Band 14 / 5MHz /1RB Test Mode: LTE Band 14 / 5MHz /FULL RB



Lowest channel

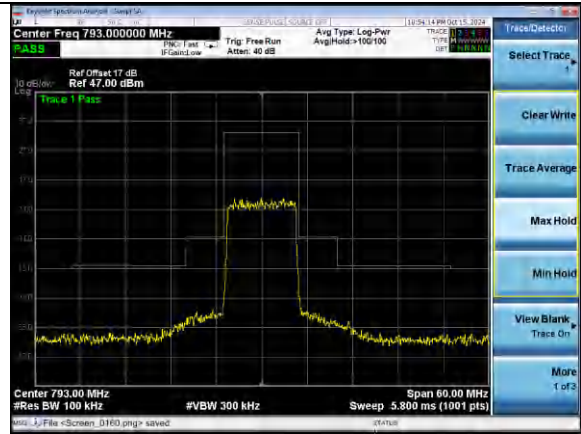
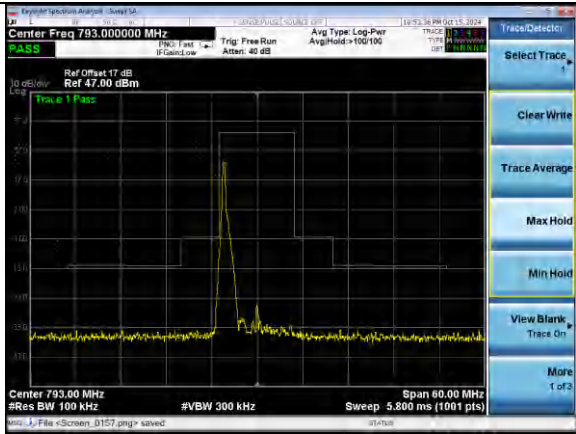


Middle channel



Highest channel

Test Mode: LTE Band 14 / 10MHz /1RB Test Mode: LTE Band 14 / 10MHz /FULL RB



Middle channel

Note: All modes have been tested, and only the worst data is reflected in the report.