

4.6 Minimum Emission Bandwidth (6dB Bandwidth)


Limit

Within the 5.725-5.85 GHz band, the minimum 6 dB bandwidth of U-NII devices shall be at least 500 kHz.

Test Procedure

1. Set resolution bandwidth (RBW) = 100 kHz
2. Set the video bandwidth 3 x RBW.
3. Detector = Peak.
4. Trace mode = Max hold.
5. Measure the maximum width of the emission that is constrained by the frequencies associated with the two outermost amplitude points (upper and lower frequencies) that are attenuated by 6 dB relative to the maximum level measured in the fundamental emission.

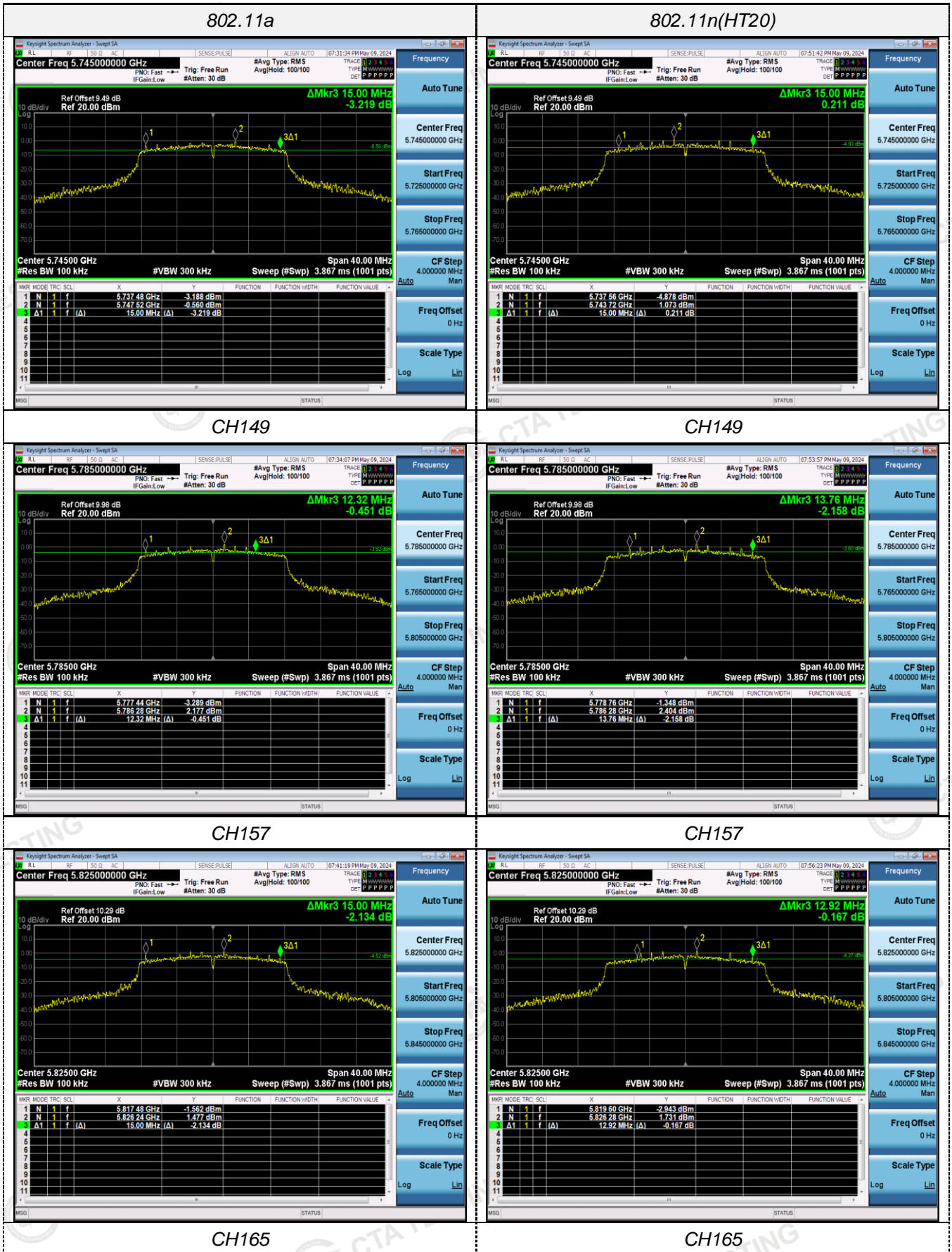
Test Configuration

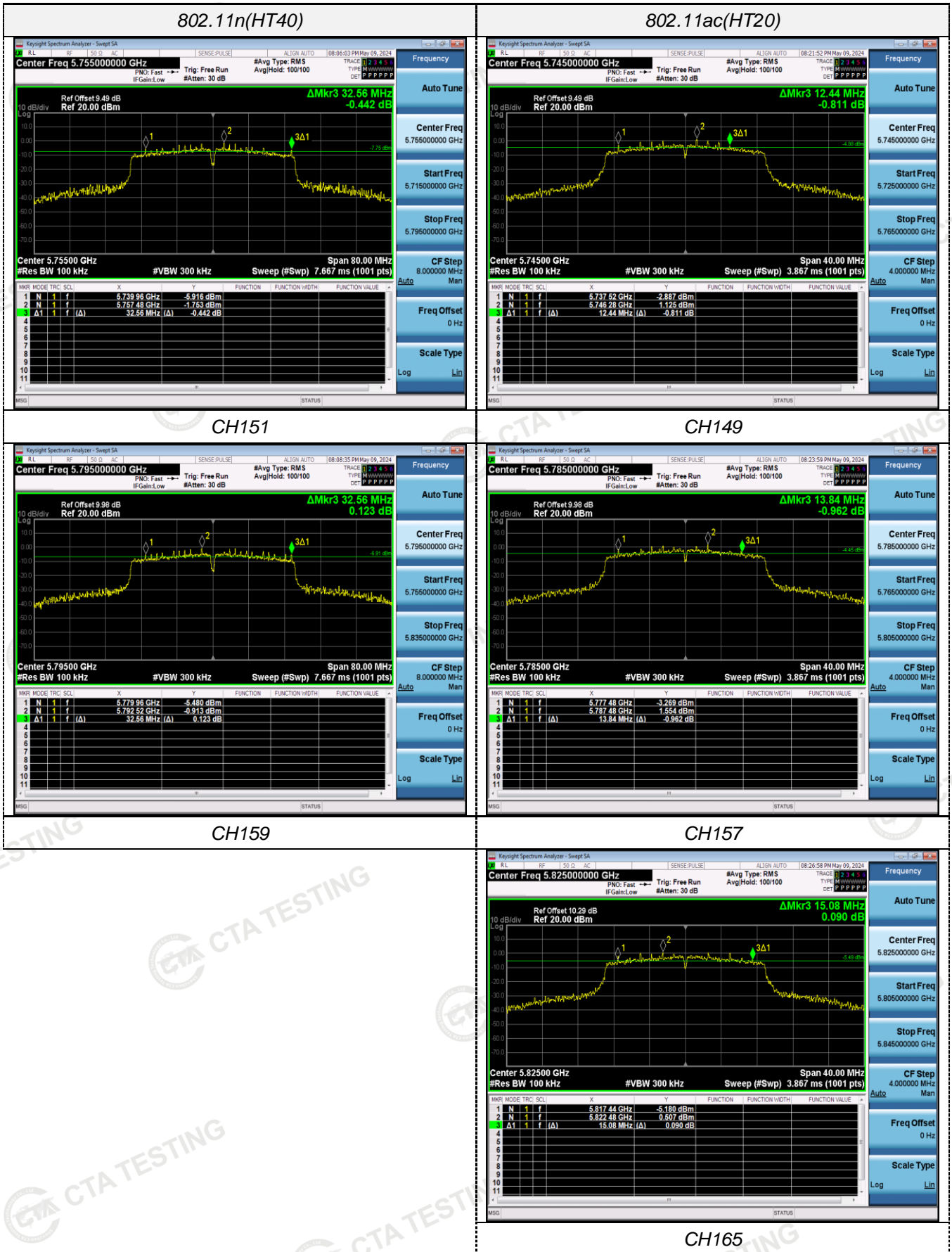


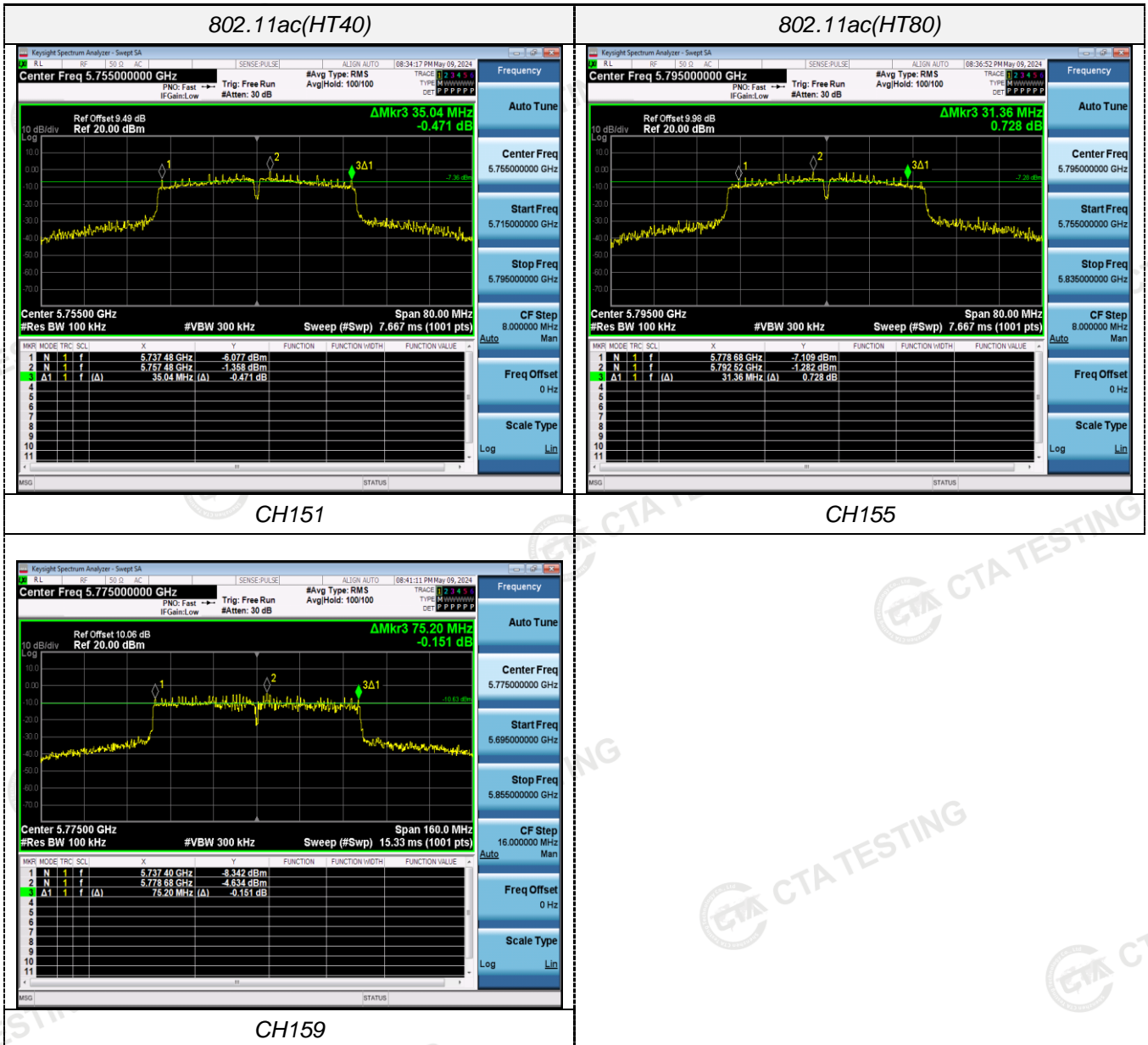
Test Results

Type	Bands	Channel	6dB Bandwidth (MHz)	Limit (KHz)	Result
802.11a	U-NII 3	149	15.000	≥500KHz	Pass
		157	12.320		
		165	15.000		
802.11n(HT20)	U-NII 3	149	15.000		
		157	13.760		
		165	12.920		
802.11n(HT40)	U-NII 3	151	32.560		
		159	32.560		
802.11ac(HT20)	U-NII 3	149	12.440		
		157	13.840		
		165	15.080		
802.11ac(HT40)	U-NII 3	151	35.040		
		159	31.360		
802.11ac(HT80)	U-NII 3	155	75.200		

Test plot as follows:





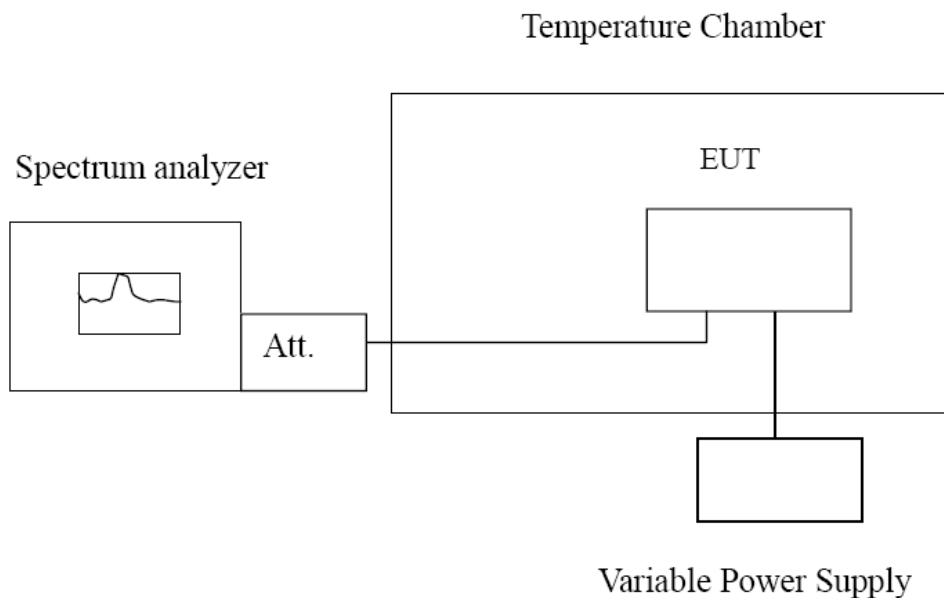


4.7 Frequency Stability

LIMIT

Manufacturers of U-NII devices are responsible for ensuring frequency stability such that an emission is maintained within the band of operation under all conditions of normal operation as specified in the users manual.

TEST CONFIGURATION



TEST PROCEDURE

Frequency Stability under Temperature Variations:

The equipment under test was connected to an external AC or DC power supply and input rated voltage. RF output was connected to a frequency counter or spectrum analyzer via feed through attenuators. The EUT was placed inside the temperature chamber. Set the spectrum analyzer RBW low enough to obtain the desired frequency resolution and measure EUT 20°C operating frequency as reference frequency. Turn EUT off and set the chamber temperature to -30°C. After the temperature stabilized for approximately 30 minutes recorded the frequency. Repeat step measure with 10°C increased per stage until the highest temperature of +50°C reached.

Frequency Stability under Voltage Variations:

Set chamber temperature to 20°C. Use a variable AC power supply / DC power source to power the EUT and set the voltage to rated voltage. Set the spectrum analyzer RBW low enough to obtain the desired frequency resolution and recorded the frequency.

Reduce the input voltage to specify extreme voltage variation ($\pm 15\%$) and endpoint, record the maximum frequency change.


TEST RESULTS

Record worst case as below:

Reference Frequency: 802.11ac channel=36 frequency=5180MHz					
Voltage (V)	Temperature (°C)	Frequency error		Limit (ppm)	Result
		Hz	ppm		
DC 3.85	-30	110.65	0.021361	Within the band of operation	Pass
	-20	174.59	0.033705		
	-10	145.32	0.028054		
	0	146.51	0.028284		
	10	145.36	0.028062		
	20	99.27	0.019164		
	30	167.11	0.032261		
	40	129.63	0.025025		
DC 4.24	25	195.53	0.037747		
DC 3.47	25	118.76	0.022927		

Reference Frequency: 802.11ac channel=149 frequency=5745MHz					
Voltage (V)	Temperature (°C)	Frequency error		Limit (ppm)	Result
		Hz	ppm		
DC 3.85	-30	135.59	0.023601	Within the band of operation	Pass
	-20	129.64	0.022566		
	-10	167.83	0.029213		
	0	169.69	0.029537		
	10	136.17	0.023702		
	20	145.48	0.025323		
	30	116.72	0.020317		
	40	168.95	0.029408		
DC 4.24	25	150.27	0.026157		
DC 3.47	25	129.15	0.022480		

5 Test Setup Photos of the EUT



6 Photos of the EUT

Reference to the test report No. **CTA24050700601**.

***** End of Report *****