




Cp2

User Manual

Wireless CarPlay Kits

The ultimate copilot.

Designed in USA



Thank you for using our product.
Please read the manual carefully before use.

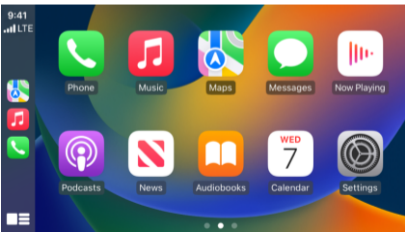
CarPlayKits

READ ME FIRST

Cp2

CarPlay is a smarter, safer way to use your iPhone while you drive. You can get directions, make calls, send and receive messages, and enjoy your favorite music. All on your car's built-in display. And CarPlay now features more app categories and custom wallpapers for your CarPlay Dashboard.

This CarPlay Kits is designed for iPhone to use Apple CarPlay wirelessly on factory car multimedia system which has built-in wired Apple CarPlay.




The ultimate copilot.

What's in the box

- Wireless CarPlay Kits *1
- Double Sided Tape *1
- User manual *1

Interface and connector



Function: Convert OEM Apple CarPlay to wireless Apple CarPlay

Compatibility: Car: with OEM Apple CarPlay

Control: OEM touch screen, steering wheel, and joystick control

Input Power: USB 5V~1A

Connectivity: Wi-Fi & Bluetooth

Operating Temperature: -25°C to +65°C

Connection diagram

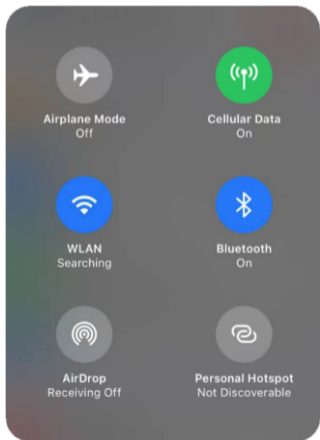


NOTE!


The CarPlay Kits should be plugged into the USB port that is for wired Apple CarPlay connecting if there are multi USB ports in your car.

How to set up wireless CarPlay

1: Start the car and wait for the car engine system to load. Keep your phone's Bluetooth and Wi-Fi enabled and not connected to any other signals.

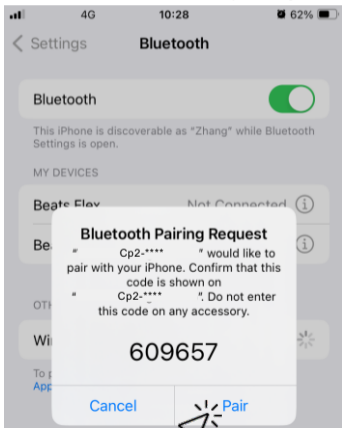


2: Connect the Wireless CarPlay Kits to your vehicle's Type-A port with Apple CarPlay functionality. Note that if your car has more than one port, make sure to plug the Wireless CarPlay Kits into the Type-A port of the wired CarPlay.



With a diagram of the data transfer ports, some of the ports will be wrapped in a white wire frame.

3: Open the Bluetooth interface of the mobile phone, find the Bluetooth signal of the Wireless CarPlay Kits "Cp2-****", Click pairing, the phone will prompt "Bluetooth pairing request", click all prompts "allow", wait a few seconds to connect successfully. [Most will automatically access whether the phone matches, no need to manually click.]



Allow Contacts and Favorites Sync?

Your car may request your contacts, phone favorites, and recent phone calls over Bluetooth. Do you wish to allow this? CarPlay will work without syncing.

Don't Allow

Allow



Use CarPlay with

"

Cp2-****

"?

CarPlay automatically connects your iPhone to your car's built-in display, and can access your phone while it is locked.

Not Now

Use CarPlay



4: The Wi-Fi of the iPhone will automatically connect to the Wi-Fi signal "Cp2-****" of the Wireless CarPlay Kits. Do not connect to it or any other Wi-Fi signals at this time. Please ensure that the Wi-Fi is not connected to other Wi-Fi signals.

- When the car screen switches to the CarPlay control interface, it means that the connection has been successful.
- After the initial pairing, when you use the Wireless CarPlay Kits again, it will automatically connect to your iPhone [ensure that your phone's Wi-Fi and Bluetooth are enabled]. In certain cars, you may need to tap the CarPlay icon on your car's display to initiate the connection.

Cyan status: Power on indicator

Green status:

- CarPlay connecting [green light fast flashing]
- CarPlay connected [green light slow flashing]

How to update or report

The CarPlay Kits works properly, it means the current version is suitable for your car. It is not recommended to update the firmware.

1. Power up the CarPlay Kits.
2. Connect the CarPlay Kits WiFi the password is "**12345678**".
3. Open web browser and enter "**192.168.1.101**" to enter the setting page and click "**Online Update**" for CarPlay function.
4. Return to the browser's page Click "**upgrade**".
[PS: When the update progress bar reaches 100%, the system automatically restarts and upgrades. During the system upgrade process, please do not power off.]
5. On the same page, you could also fill in the car brand, model, years, and more details, next tap "**Submit to**" to report the issue. Our engineers will record your problem and research possible solutions.

AA

192.168.1.101



System version information

Version number

202401301647

Config

Audio stream mode

Default

Start-up delay

0s

Wifi channel

UNII-1/36/5.180GHz

[Factory data reset](#)

Problem description

Automobile brand

Please enter the car brand

Car name

Please enter vehicle type

Automobile era

Please enter the age of the car

Contact Email

Please enter email

Detailed problem description

[Submit to](#)

Online updates

[upgrade](#)

Please select a software version





Common FAQs

We've collected the following FAQ's from years of helping clients achieve success.

<https://www.carplaykits.com/en-us/common-faqs>



Downloads

Download the latest software updates from [carplaykits.com](https://www.carplaykits.com). Product firmware, software upgrades and standalone applications.

<https://www.carplaykits.com/en-us/download>

Important Notes

The unit corresponds to all relevant directives of the EU is therefore marked with.

- The unit is suitable for indoor use only. Protect it against dripping water, splash water and high air humidity.
The admissible ambient temperature range is -25°C to $+65^{\circ}\text{C}$.
- For cleaning only use a dry, soft cloth; never use water or chemicals.
- No guarantee claims for the unit and no liability for any resulting personal damage or material damage will be accepted if the unit is used for other purposes than originally intended, if it is not correctly installed, or if it is not repaired in an expert way.



If the unit is to be put out of operation definitively, take it to a local recycling plant for a disposal which is not harmful to the environment.

Warning: Changes or modifications to this unit not expressly approved by the party responsible for compliance could void the user's authority to operate the equipment.

NOTE: This equipment has been tested and found to comply with the limits for a Class B digital device, pursuant to Part 15 of the FCC Rules. These limits are designed to provide reasonable protection against harmful interference in a residential installation. This equipment generates, uses and can radiate radio frequency energy and, if not installed and used in accordance with the instructions, may cause harmful interference to radio communications.

However, there is no guarantee that interference will not occur in a particular installation. If this equipment does cause harmful interference to radio or television reception, which can be determined by turning the equipment off and on, the user is encouraged to try to correct the interference by one or more of the following measures:

- Reorient or relocate the receiving antenna.
 - Increase the separation between the equipment and receiver.
 - Connect the equipment into an outlet on a circuit different from that to which the receiver is connected.
 - Consult the dealer or an experienced radio/TV technician for help.
- The device must not be co-located or operating in conjunction with any other antenna or transmitter.

• RF warning for Portable device:

The device has been evaluated to meet general RF exposure requirement. The device can be used in portable exposure condition without restriction.

High power radars are allocated as primary users of the 5.25 to 5.35 GHz and 5.65 to 5.85 GHz bands. These radar stations can cause interference with and/or damage this device. No configuration controls are provided for this wireless equipment allowing any change in the frequency of operations outside the FCC grant of authorization for US operation according to Part 15.407 of the FCC rules.

§ 15.19 Labelling requirements.

This device complies with part 15 of the FCC Rules. Operation is subject to the following two conditions: (1) This device may not cause harmful interference, and (2) this device must accept any interference received, including interference that may cause undesired operation.

The ultimate copilot.

CarPlayKits

Designed in USA

FC CE ✓RoHS

E-mail: carplaykits@carplaykits.com
Website: www.carplaykits.com

CarPlayKits's operates a policy of continuous research and development. The introduction of new materials or manufacturing methods will always equal or exceed the published specifications.

All specifications are subject to change without notice.

Copyright © 2024 CarPlayKits. All rights reserved.