

版本	日期	更新内容
V01	2024/05/14	初版

二、免责声明

- 本产品手册没有任何形式的担保、声明或类似其他声明。有任何因本产品手册而造成的产品损坏和/或财产损失或人身伤害或财产损失的责任和义务均由使用者承担。本公司概不承担任何法律责任。
- 警告：使用本产品时如有任何安全问题或故障，对于任何第三方电源连接造成的任何可能故障，本公司不承担任何责任。
- 我们不承担因使用本产品而造成的任何人身伤害、财产损失、数据丢失或任何财产损失。
- 本产品可能会出现故障。我们不承担任何保修条款，但是在使用过程中可能出现的产品损坏或财产损失，我们不承担任何责任。
- 本产品出厂时内部软件，可以在使用过程中更新。如果在更新过程中出现任何故障或不稳定，不会对产品造成任何影响，且不会造成任何财产损失或人身伤害。
- 本产品可能包含的产权和商标以及其它商标信息，包括产品商标和其它软件。
- 本公司保留对产品进行改进的权利。产品规格和/或设计如有变更，其内容会随时间而变。也可不另行通知，请定期查看。
- 本公司保留对产品手册解释和修改的权利。

[illegible]

- **摄像头**
进行视频或网络交流。
- **摄像头指示灯**
摄像头指示灯，指示灯亮起时长亮。
- **麦克风**
使用麦克风进行视频会议、语音通话或录音。
- **显示屏**
显示屏头。
- **指示灯**
● 呼吸指示灯。● 大小指示灯。● 小睡指示灯亮起。
(部分型号配置呼吸灯显示，请以实际为准。)
- **指纹电源**
用户认证，即可实现一键关机、解锁、无需输入密码，快捷安全。
- **触控**
触控设备内容可能会因国家、地区存在差异，请以实际为准。
- **触控笔**
类似触控的功能，更方便使用计算机。
- **类似触控**
类似触控功能。
- **USB-A接口**
连接手机、U盘等外接设备传输数据。
- **SD卡槽**
读写SD卡。
- **D-C充电口**
D-C充电口需连接充电器进行充电。
- **充电指示灯**
● 呼吸灯红灯。● 充电时灯熄灭。
- **USB-C接口**
● 连接手机或数据接收计算机充电。
● 连接手机、U盘等外接设备进行数据读取。
● 连接显示器、支持扩展坞、显示器坞。
● HDMI接口
连接多种多媒体接口，连接显示设备。
- **USB-C接口**
● 连接手机或数据接收计算机充电。
● 连接手机、U盘等外接设备进行数据读取。
● 连接显示器、支持扩展坞、显示器坞。
(仅部分型号配置此接口，请以实际为准。)
- **扬声器**
扬声器发出声音。

注：以上为部分功能按钮与接口可能因机型存在差异请以实际为准。

四、基本参数	
产品系列	N160M2-2系列
产品尺寸	360 × 240 × 16 mm
产品净重	1.79 kg（部分型号配置有差异，请以实际为准。）
额定输入	19Vdc, 3.42A（部分型号配置有差异，请以实际为准。）
接口速度	16 Gbps 16:10
键盘	三背光背光键盘（部分型号配置有差异，请以实际为准。）
Wi-Fi	内置无线网卡
附加功能键	一键关机解锁，进入系统。
摄像头	T20P
音箱	内置双媒体音箱
工作温度	-5~+45℃
工作湿度	非凝结状态 75%~95%
包装清单	笔记本主机×1、适配器×1、说明书×1

（参数仅供参考，具体以官方发布为准）

此电子产品在正常使用时的操作条件下使用本产品, 含有剧毒有毒有害物质, 禁止随意丢弃或丢弃, 从而对环境造成污染或对人体产生, 财产造成严重损害的期限的10年。

10 本产品仅适用于2000m以下。

10 本产品只适用于非特殊环境使用, 此为A级产品, 在正常使用中, 该产品可能由造成火灾或爆炸。在这种情况下, 可能损害用户财产或造成其它方面的损害。

10 锂电池含有有毒有害物质制造和处置前应注意的事项: 锂电池产品含有大量有害物质, 但经环保机构认证可以回收。因此, 回收报废锂电池之后必须送入回收系统。

《使用锂电池产品的安全预防措施》, 请仔细阅读

为了最大限度地减少火灾和爆炸的危险, 请仔细阅读本安全说明。请遵守所有国家或地区锂电池产品的安全使用规定。其目的包括具有危险性的产品, 防止火灾和爆炸。本产品的安全预防措施包括: 火灾和爆炸。

中国RoHS 合格产品目录使用指南

- 产品不在符合列入清单的产品之列, 因此没有豁免状态的义务。
- 本产品已符合RoHS指令中关于有害物质限制的要求 (对于符合RoHS指令限制要求的型号)。

China RoHS 合格产品目录使用指南

5. 环保

5.1 环保声明

5.1.1 环保声明

5.1.2 环保声明

5.1.3 环保声明

5.1.4 环保声明

5.1.5 环保声明

5.1.6 环保声明

5.1.7 环保声明

5.1.8 环保声明

5.1.9 环保声明

5.1.10 环保声明

5.1.11 环保声明

5.1.12 环保声明

5.1.13 环保声明

5.1.14 环保声明

5.1.15 环保声明

5.1.16 环保声明

5.1.17 环保声明

5.1.18 环保声明

5.1.19 环保声明

5.1.20 环保声明

5.1.21 环保声明

5.1.22 环保声明

5.1.23 环保声明

5.1.24 环保声明

5.1.25 环保声明

5.1.26 环保声明

5.1.27 环保声明

5.1.28 环保声明

5.1.29 环保声明

5.1.30 环保声明

5.1.31 环保声明

5.1.32 环保声明

5.1.33 环保声明

5.1.34 环保声明

5.1.35 环保声明

5.1.36 环保声明

5.1.37 环保声明

5.1.38 环保声明

5.1.39 环保声明

5.1.40 环保声明

5.1.41 环保声明

5.1.42 环保声明

5.1.43 环保声明

5.1.44 环保声明

5.1.45 环保声明

5.1.46 环保声明

5.1.47 环保声明

5.1.48 环保声明

5.1.49 环保声明

5.1.50 环保声明

5.1.51 环保声明

5.1.52 环保声明

5.1.53 环保声明

5.1.54 环保声明

5.1.55 环保声明

5.1.56 环保声明

5.1.57 环保声明

5.1.58 环保声明

5.1.59 环保声明

5.1.60 环保声明

5.1.61 环保声明

5.1.62 环保声明

5.1.63 环保声明

5.1.64 环保声明

5.1.65 环保声明

5.1.66 环保声明

5.1.67 环保声明

5.1.68 环保声明

5.1.69 环保声明

5.1.70 环保声明

5.1.71 环保声明

5.1.72 环保声明

5.1.73 环保声明

5.1.74 环保声明

5.1.75 环保声明

5.1.76 环保声明

5.1.77 环保声明

5.1.78 环保声明

5.1.79 环保声明

5.1.80 环保声明

5.1.81 环保声明

5.1.82 环保声明

5.1.83 环保声明

5.1.84 环保声明

5.1.85 环保声明

5.1.86 环保声明

5.1.87 环保声明

5.1.88 环保声明

5.1.89 环保声明

5.1.90 环保声明

5.1.91 环保声明

5.1.92 环保声明

5.1.93 环保声明

5.1.94 环保声明

5.1.95 环保声明

5.1.96 环保声明

5.1.97 环保声明

5.1.98 环保声明

5.1.99 环保声明

5.1.100 环保声明

5.1.101 环保声明

5.1.102 环保声明

5.1.103 环保声明

5.1.104 环保声明

5.1.105 环保声明

5.1.106 环保声明

5.1.107 环保声明

5.1.108 环保声明

5.1.109 环保声明

5.1.110 环保声明

5.1.111 环保声明

5.1.112 环保声明

5.1.113 环保声明

5.1.114 环保声明

5.1.115 环保声明

5.1.116 环保声明

5.1.117 环保声明

5.1.118 环保声明

5.1.119 环保声明

5.1.120 环保声明

5.1.121 环保声明

5.1.122 环保声明

5.1.123 环保声明

5.1.124 环保声明

5.1.125 环保声明

5.1.126 环保声明

5.1.127 环保声明

5.1.128 环保声明

5.1.129 环保声明

5.1.130 环保声明

5.1.131 环保声明

5.1.132 环保声明

5.1.133 环保声明

5.1.134 环保声明

5.1.135 环保声明

5.1.136 环保声明

5.1.137 环保声明

5.1.138 环保声明

5.1.139 环保声明

5.1.140 环保声明

5.1.141 环保声明

5.1.142 环保声明

5.1.143 环保声明

5.1.144 环保声明

5.1.145 环保声明

5.1.146 环保声明

5.1.147 环保声明

5.1.148 环保声明

5.1.149 环保声明

5.1.150 环保声明

5.1.151 环保声明

5.1.152 环保声明

5.1.153 环保声明

5.1.154 环保声明

5.1.155 环保声明

5.1.156 环保声明

5.1.157 环保声明

5.1.158 环保声明

5.1.159 环保声明

5.1.160 环保声明

5.1.161 环保声明

5.1.162 环保声明

5.1.163 环保声明

5.1.164 环保声明

5.1.165 环保声明

5.1.166 环保声明

5.1.167 环保声明

5.1.168 环保声明

5.1.169 环保声明

5.1.170 环保声明

5.1.171 环保声明

5.1.172 环保声明

5.1.173 环保声明

5.1.174 环保声明

5.1.175 环保声明

5.1.176 环保声明

5.1.177 环保声明

5.1.178 环保声明

5.1.179 环保声明

5.1.180 环保声明

5.1.181 环保声明

5.1.182 环保声明

5.1.183 环保声明

5.1.184 环保声明

5.1.185 环保声明

5.1.186 环保声明

5.1.187 环保声明

5.1.188 环保声明

5.1.189 环保声明

5.1.190 环保声明

5.1.191 环保声明

5.1.192 环保声明

5.1.193 环保声明

5.1.194 环保声明

5.1.195 环保声明

5.1.196 环保声明

5.1.197 环保声明

5.1.198 环保声明

5.1.199 环保声明

5.1.200 环保声明

5.1.201 环保声明

5.1.202 环保声明

5.1.203 环保声明

5.1.204 环保声明

5.1.205 环保声明

5.1.206 环保声明

5.1.207 环保声明

5.1.208 环保声明

5.1.209 环保声明

5.1.210 环保声明

5.1.211 环保声明

5.1.212 环保声明

5.1.213 环保声明

5.1.214 环保声明

5.1.215 环保声明

5.1.216 环保声明

5.1.217 环保声明

5.1.218 环保声明

5.1.219 环保声明

5.1.220 环保声明

5.1.221 环保声明

5.1.222 环保声明

5.1.223 环保声明

5.1.224 环保声明

5.1.225 环保声明

5.1.226 环保声明

5.1.227 环保声明

5.1.228 环保声明

5.1.229 环保声明

5.1.230 环保声明

5.1.231 环保声明

5.1.232 环保声明

5.1.233 环保声明

5.1.234 环保声明

5.1.235 环保声明

5.1.236 环保声明

5.1.237 环保声明

七、 本凭证是商品三包的重要依据，请您妥善保管！

用户信息	用户姓名	联系电话	
	通信地址及邮编		
	E-mail		
商品信息	产品型号	见产品后铭牌	出厂编号 见产品包装箱标识
	服务热线		
经销信息	经销商名称		
	地址及邮编	安装调试日期	
	联系电话	发货单号码	
	销售日期		

维修记录表

送修日期	故障描述	故障处理情况	交验日期	维修人员签名

经销商印鉴

Disclaimer

* This product manual makes no guarantee, express or implied, regarding the completeness, or reliability of any information or statements provided herein. The company and its employees shall not be liable for any direct, indirect, special, or consequential damages arising out of the use of this manual or the product described herein.

* The company shall not be liable for any damages or malfunctions caused by third-party power adapters.

* Users may utilize third-party provided music, videos, images, and software. However, we do not assume any responsibility for copyright issues or software malfunctions.

* The product malfunction, we will strictly adhere to the warranty terms. However, we shall not be liable for any property damage or economic loss caused by the product malfunction.

* The software pre-installed in the product at the time of manufacture is intended for use in testing and training. The company shall not be liable for any damages or loss of any other reason will affect the product, and it does not constitute a warranty.

* The product specifications and information provided in this manual are for information only, including but not limited to:

* The company reserves the right to improve the product. Changes to product specifications and design are subject to the discretion of the company and will be updated accordingly. Please refer to the actual product for details.

* The company reserves the right to alter and modify the product manual.

Precautions

* Please use the device near water sources or in damp areas such as bathrooms, kitchens, bathrooms, or pools.

* The device is placed in a sealed plastic baggie; dropping it may cause personnel injury or damage to the device.

* Do not touch or flick the device with a cool, dry and well-ventilated area, away from radiation sources and heat sources.

* Do not touch or flick the device with the caustic area. Do not place it on beds, sofas, blankets, or similar surface.

* The voltage range for operating the device is indicated on the rear shell label. If unsure about the supplied voltage, consult the dealer or local power company.

* The device is not in use for a long period of time, disconnect the power, prevent damage from lightning strikes during thunderstorms and abnormal power fluctuations in a relative power grid.

* Do not use the device with any other electrical objects into the device, as it may cause fire or electric shocks.

* Do not disassemble or repair the product yourself to avoid the risk of electric shock. If you are unable to solve the problem, contact the dealer or local power company.

* Avoid excessive pulling or twisting of the power cord.

* Do not use the device with any other electrical components with a specialized component purchased from its manufacturer or repair department.

* To minimize interference with wireless radio and other electronic devices, users should meet standard FCC radio classed devices system components.

* Product storage temperature: -10°C to 45°C.

* The device is not intended for use in environments. Replicating with the wrong battery model may compromise safety features such as risks such as explosions or fire, or not respond the battery to extremely high temperatures, such as in microwave ovens, or ovens, as it may cause explosions or leakage of flammable liquids or gases.


* Do not disassemble, chuck, squeeze, or cut the battery, as it may cause explosions.

* Do not expose the battery to extremely low temperatures, as it may cause the battery to explode or leak flammable liquids or gases.

- If the battery becomes severely swollen, discontinue use immediately.
- Do not swallow the battery, as it may pose a risk of aspiration or chemical burns.
- If you suspect the battery has been swallowed or placed in any part of the body, seek medical attention immediately.
- Do not dispose of batteries in household waste; comply with national regulations for the safe disposal of used batteries.
- This product contains button batteries. Ingesting button batteries can cause severe internal burns within 2 hours and may result in death.

Plastic Packaging Bag Safety Warning:
Keep plastic packaging bags out of reach of infants and children.

Product introduction
• Indicator lights and part layout by notebook model.



- **Camera**
Take photos or video exchanges.
- **Camera indicator light**
When the camera is turned on, the indicator light is solid white.
- **Microphone**
Use the microphone for video conferencing, voice calls, or recording.
- **Display**
The screen is displayed.
- **Indicator lights**
 - ☐ Power on indicator light
 - ☐ Clock lock
 - ☐ Num lock
 (Some models are equipped with indicator lights on the left, please refer to the actual situation.)
- **Fingerprint power key**
After entering your fingerprint, you can power on and unlock with one click instead of entering a password, which is fast and safe.
- **Keyboard**
Keyboard layout and content may vary by country and region, please refer to the actual situation.
- **Touchpad**
Similar to the function of a mouse, it is more convenient to control the computer.
- **Headphone jack**
Connect headphones.
- **USB-A port**
Connect external devices such as mobile phones and USB flash drives to transfer data.
- **30 card slot**
Insert and write SD card.
- **DC charging port**
DC power adapter for charging.
- **Charging indicator light**
 - The red light lights up when charging
 - The green light turns on when fully charged
- **USB-B port**
 - Connect the power adapter to charge the computer.
 - Connect external devices such as mobile phones and USB flash drives to transfer data.
 - Connect to a monitor, support projection, and monitor expansion.
- **HDMI port**
High-resolution multimedia interface to connect display devices.
- **USB-C port**
 - Connect the power adapter to charge the computer.
 - Connect external devices such as mobile phones and USB flash drives to transfer data.
 - Connect to a monitor, support projection, and monitor expansion. (Only some models are configured with this interface, please refer to the actual situation.)
- **Speakers**
Speaker sound mode.

Basic parameters		Mainland China ROHS	
Product Series	N180M2 Series	According to the "Management Measures for the Restriction of Hazardous Substances in Electrical and Electronic Products" of China Ministry, the following table lists the names and contents of hazardous substances that may be contained in this product.	
Size	260 x 242 x 18 mm		
Weight	1.7 kg (Some models have different configurations, please refer to the actual situation.)		
Rated input	19Vdc, 3.42A. (Some models have different configurations, please refer to the actual situation.)		
Display	16 inch 16:10		
Keyboard	Three-level backlit keyboard (the configuration of some models is different, please refer to the actual situation.)		
Wi-Fi	Built-in wireless card		
Function power key	One-click power-on to unlock and enter the system.		
Webcam	720P		
Audio	Built-in multimedia speakers		
Operating temperature	5-45°C		
Operating humidity	In non-condensing state5%-85%		
Packing list	Laptop * 1, Adapter * 1, Product Manual * 1		

(Parameter information is for reference only, the actual model may prevail)

*This table is prepared in accordance with the provisions of SJ/T11363.

Q: Indicates that the content of the hazardous substance in all homogeneous materials of the component is below the limit requirements specified in SJ/T11363-2006.


X: Indicates that the content of the hazardous substance exceeds the limit requirements specified in SJ/T11363-2006 in at least one homogeneous material of the component.


— 87 —

— 88 —

The environmental protection use period refers to the period during which hazardous substances or elements contained in micro-components (excluding batteries) and their accessory components will not leak under normal use conditions, and the use of the product or products of electronic information equipment will not cause serious damage to the environment or cause serious damage to the personal or property.

Under the conditions described in the manual, this electronic information product contains toxic and hazardous substances or elements that will not leak and cause environmental pollution to human health or personal or property for a period of 10 years.

 This product is only suitable for use before 2020.

 This product is only suitable for use in non-toxic regions and is classified as Grade A. In handling measures, this product may cause radio interference. In this case, users may need to take measures to reduce the interference.

The management measures for the Restriction of Hazardous Substances in the product are described in the Restriction of Hazardous Substances (RoHS) Declaration. The electronic information product contains certain hazardous substances, which can be safely disposed of after the end of the product's useful life. The environmental protection use period expires, it should be recycled through the recycling system.

Indicative Notes on the "Regulations on the Management of Recycling and Disposal of Electronic Information Products"


In order to better care for and protect the earth, when users do not need this product or product components, they should follow the national laws and regulations on the recycling and disposal of waste electrical and electronic products, and hand them over to the designated recycling and disposal units. Improper use or disposal can have an impact on the environment and human health.

Environmental Labeling Product Warranty Instructions:

The guarantee that the product is free from defects only when it is not connected to any external power source.

The guarantee that the current part of the product within 3 years after the date of sale (only applicable to models certified by the Chinese environmental labeling).

China RoHS Conformity Assessment System Identification



GB 4341-12022 Warning Requirements

For Class II products, the following safety and fire protection connections with protective grounding. When installing in buildings, ensure that the distribution system can provide a circuit breaker with a rated voltage of 120/240V and a maximum of 20A.

Attention:

- Only applicable to products with batteries.**
 - Do not use the product in a wet environment, which may result in loss of safety protection. Placing battery packs in fire or open, or mechanically squeezing or cutting the battery packs may cause fire or explosion.
 - Placing battery packs in extremely high-temperature environments may cause fire or explosion.
 - Placing battery packs in extremely low-temperature environments may cause fire or explosion.
 - Placing battery packs subjected to extremely low air pressure may explode or leak electrolyte liquids and gases.
- There is a risk of fire or explosion if the wrong type of battery pack is used for replacement.

Only applicable to products with button batteries.

- Do not swallow button batteries.
- Do not use the product with a button battery removal device provided with this product's button batteries. If a button battery is swallowed, it can cause severe internal injuries and even death within 2 hours and may lead to long-term health problems.
- Keep new and used batteries away from children.
- Do not use the product with a button battery removal device.
- Keep it away from children.
- If you think a battery may have been swallowed or lodged in any part of the body, seek medical attention immediately.

**This voucher is an important basis for product warranty.
Please keep it safe!**

User Information	User Name	
	Add&Zip Code	
Product Information	E-mail	
	Model Name	
	Phone Number	
Sales Information	Distributor Name	
	Add&Zip Code	
	Phone Number	
	Sell date	

Maintenance Record Form			
Repair Date	Fault Description	Fault Handling	Technician's Signature

Dealer's Seal

FCC Warning

This device complies with part 15 of the FCC Rules. Operation is subject to the condition that this device does not cause harmful interference..

Any Changes or modifications not expressly approved by the party responsible for compliance could void the user's authority to operate the equipment.

Note: This equipment has been tested and found to comply with the limits for a Class B digital device, pursuant to part 15 of the FCC Rules. These limits are designed to provide reasonable protection against harmful interference in a residential installation. This equipment generates uses and can radiate radio frequency energy and, if not installed and used in accordance with the instructions, may cause harmful interference to radio communications. However, there is no guarantee that interference will not occur in a particular installation. If this equipment does cause harmful interference to radio or television reception, which can be determined by turning the equipment off and on, the user is encouraged to try to correct the interference by one or more of the following measures:

- Reorient or relocate the receiving antenna.
- Increase the separation between the equipment and receiver.
- Connect the equipment into an outlet on a circuit different from that to which the receiver is connected.
- Consult the dealer or an experienced radio/TV technician for help.

Specific Absorption Rate (SAR) information:

This Notebook computer meets the government's requirements for exposure to radio waves. The guidelines are based on standards that were developed by independent scientific organizations through periodic and thorough evaluation of scientific studies. The standards include a substantial safety margin designed to assure the safety of all persons regardless of age or health.

FCC RF Exposure Information and Statement

The SAR limit of USA (FCC) is 1.6 W/kg averaged over one gram of tissue. Device types: N16U2-AN (FCC ID: 2BGOP-N16U2-AN) has also been tested against this SAR limit. The highest SAR value reported under this standard during product certification for use at the when properly worn on the body is 0.697W/kg. This device was tested for typical body-worn operations with the back of the Notebook computer kept 0mm from the body. To maintain compliance with FCC RF exposure requirements, use accessories that maintain a 0mm separation distance between the user's body and the back of the Notebook computer. The use of belt clips, holsters and similar accessories should not contain metallic components in its assembly. The use of accessories that do not satisfy these requirements may not comply with FCC RF exposure requirements, and should be avoided.