



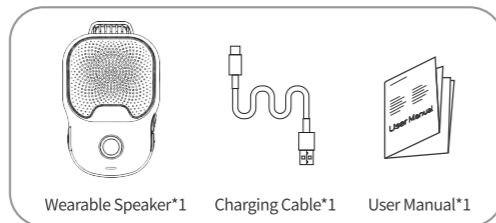
Wearable Wireless Speaker



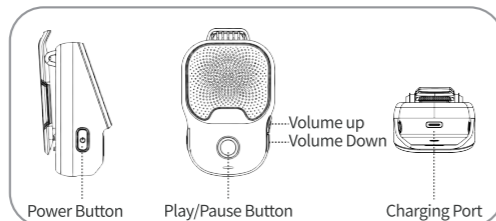
USER MANUAL

Please expand the user manual to view the detailed usage guide.

What is Included



Product Diagram



Button Control

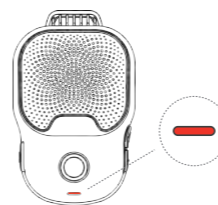
Music/Phone Call		
	Press and hold for 2s	On/Off
⊖	Press × 1	Play/Pause
	Press × 1	Answer/Hung up the cal
	Press and hold for 2s	Reject call
	Press × 2	Dial the lastcall
+	Press × 1	Volume up
	Press and hold for 2s	Next track
-	Press × 1	Volume down
	Press and hold for 5S	Previous track

Bluetooth		
⏻	Press × 1	Connect/Disconnect
⊖	Press and hold for 2s	Clear last paired device

TWS Mode		
⏻	Press × 2	TWS On/Off

About Charging

- The working indicator light is always red when charging, and the light goes out when fully charged.
- When the power is less than 50%, the working indicator light is always red and accompanied by a low-power prompt sound, and the volume is automatically reduced by 50%. When the power cannot guarantee the normal operation of the machine, a low-power alarm will be issued once, and the machine will automatically shut down after about 10 seconds.

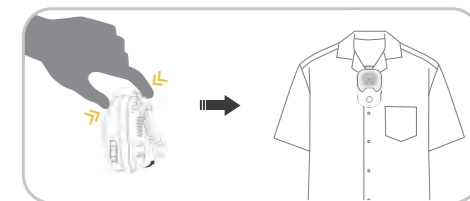


About TWS Connection

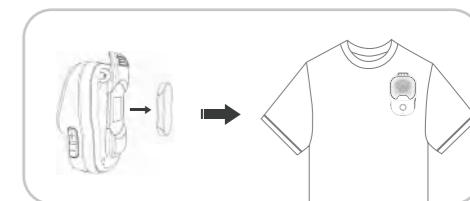
- TWS mode connection method 1**
After the product is connected to Bluetooth, start TWS. After TWS is successfully connected, the blue indicator lights of the two prototypes are always on.
- TWS mode connection method 2**
When the two products are no longer connected to Bluetooth: Product A starts TWS, and Product B is in the waiting pairing state. After TWS is successfully connected, the blue indicator light of Product A (host) flashes, and the blue indicator light of Product B (sub-machine) is always on. The Bluetooth indicator light of Host A will not become always on until Host A is connected to Bluetooth.

NOTED:
TWS startup prompt-TWS ON
TWS pairing success prompt sound "Ding Dong Dong"

Wearing Method



- Pick up the device with your hand and press the clip on the back;
- Clip the device to the collar or chest pocket of your shirt.



- Remove the magnet from the back of the device;
- Place the magnet on the inside of the clothing and the device on the corresponding outside so that the magnet and the device are attached together and fixed on the chest of the T-shirt.

Product Parameters

Brand	AIFA
Model	IF-16
Bluetooth Version	5.3
Power Input	DC5V 1A
Battery capacity	600 mAh
Charging Time	2H
Waterproof Grade	IPX7
Play Time (100%/75%Volume)	>10H(100% Volume)
	>20H(5% Volume)
Dimension	44*71*35(mm)
Product Weight	60g

- English:

This device complies with Industry Canada licence-exempt RSS standard(s). Operation is subject to the following two conditions: (1) this device may not cause interference, and (2) this device must accept any interference, including interference that may cause undesired operation of the device."

- French:

Le présent appareil est conforme aux CNR d'Industrie Canada applicables aux appareils radio exempts de licence. L'exploitation est autorisée aux deux conditions suivantes : (1) l'appareil ne doit pas produire de brouillage, et (2) l'utilisateur de l'appareil doit accepter tout brouillage radioélectrique subi, même si le brouillage est susceptible d'en compromettre le fonctionnement."

RF warning statement:

- The device has been evaluated to meet general RF exposure requirement.
- The device can be used in portable exposure condition without restriction.

Avertissement RF:

- L'appareil a été évalué pour répondre aux exigences générales d'exposition aux radiofréquences.
- L'appareil peut être utilisé dans des conditions d'exposition portables sans restriction

FCC STATEMENT:

- This device complies with Part 15 of the FCC Rules. Operation is subject to the following two conditions: (1) This device may not cause harmful interference, and (2) This device must accept any interference received, including interference that may cause undesired operation.

Warning:

Changes or modifications not expressly approved by the party responsible for compliance could void the user's authority to operate the equipment.

NOTE:

- This equipment has been tested and found to comply with the limits for a Class B digital device, pursuant to Part 15 of the FCC Rules. These limits are designed to provide reasonable protection against harmful interference in a residential installation. This equipment generates uses and can radiate radio frequency energy and, if not installed and used in accordance with the instructions, may cause harmful interference to radio communications. However, there is no guarantee that interference will not occur in a particular installation. If this equipment does cause harmful interference to radio or television reception, which can be determined by turning the

- equipment off and on, the user is encouraged to try to correct the interference by one or more of the following measures:
- Reorient or relocate the receiving antenna.
 - Increase the separation between the equipment and receiver.
 - Connect the equipment into an outlet on a circuit different from that to which the receiver is connected.
 - Consult the dealer or an experienced radio/TV technician for help.

RF warning statement:

The device has been evaluated to meet general RF exposure requirement. The device can be used in portable exposure condition without restriction.



FCC ID:2BGMD-IF16
IC ID:32515-IF16

AIFA LLC
Any questions to contact us:
info@ifgear.com