

Antenna Test Report

Report No. : SSP24040297-2A

Manufacturer : Jiangsu Dingkong Electronic Technology Co.LTD

Product Name : PCB Antenna

Model Name : Tesla model3 shift knob docking station Ver1.0

Test Standard : IEEE 149-1979

Tested Date : 2024-04-25

Issued Date : 2024-04-29

Tested By : *William Liu* William Liu(Engineer)

Approved By : *Lahm Peng* Lahm Peng (Manager)



Shenzhen CCUT Quality Technology Co., Ltd.

1F, Building 35, Changxing Technology Industrial Park, Yutang Street, Guangming District, Shenzhen,
Guangdong, China; (Tel.:+86-755-23406590 website: www.ccuttest.com)

This test report is limited to the above client company and the product model only. It may not be duplicated without prior permitted by Shenzhen CCUT Quality Technology Co., Ltd.

1. General Information

1.1 Product Information

| | |
|--------------------------|---|
| Manufacturer: | Jiangsu Dingkong Electronic Technology Co.LTD |
| Address of Manufacturer: | Jiangsu Dingkong, No. 1, Menlou, Changjing Town, Jiangyin, Wuxi, Jiangsu |
| Product Name: | PCB Antenna |
| Model Name: | Tesla model3 shift knob docking station Ver1.0 |
| Frequency Range: | 2400MHz - 2483.5MHz |
| Type of Antenna: | PCB Antenna |
| Antenna Gain: | 1.2dBi (Max.) |
| Impedance: | 50 ohm |
| Antenna View: | <p style="text-align: center;">Length * Width (1.2cm * 0.5cm)</p>  |

1.2 Test Standard

All measurements contained in this report were conducted with standards IEEE 149-1979 for IEEE Standard Test Procedures for Antennas.

1.3 Test Facilities

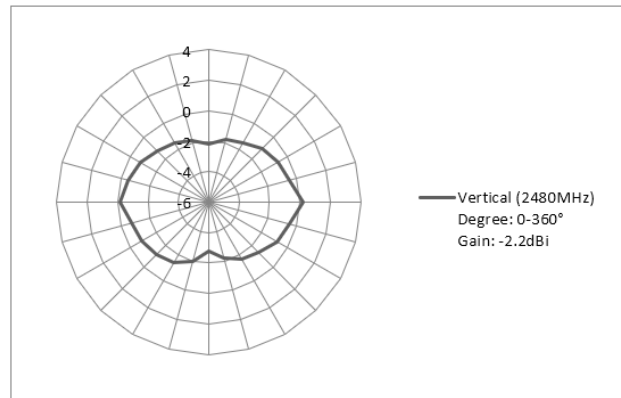
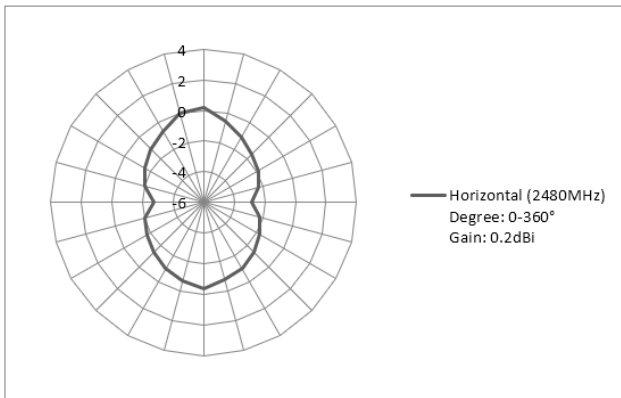
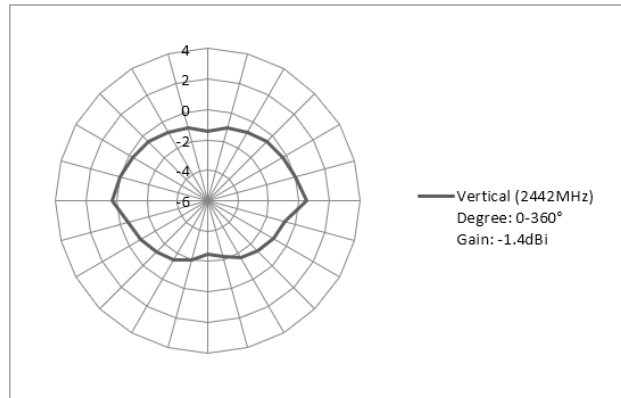
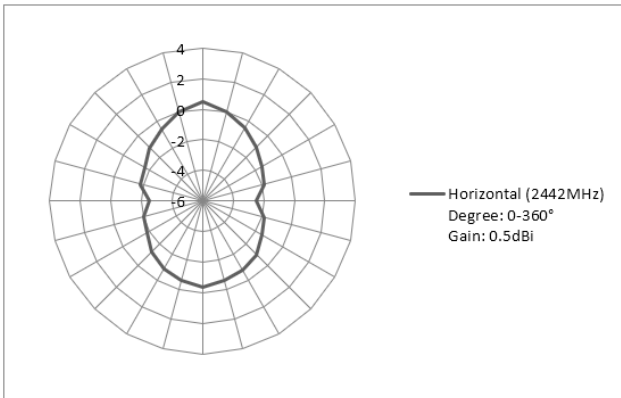
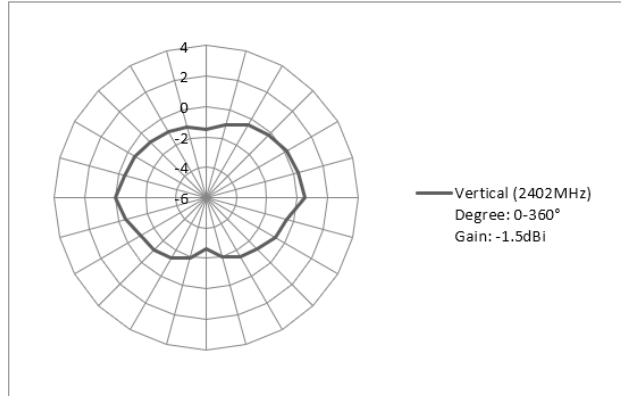
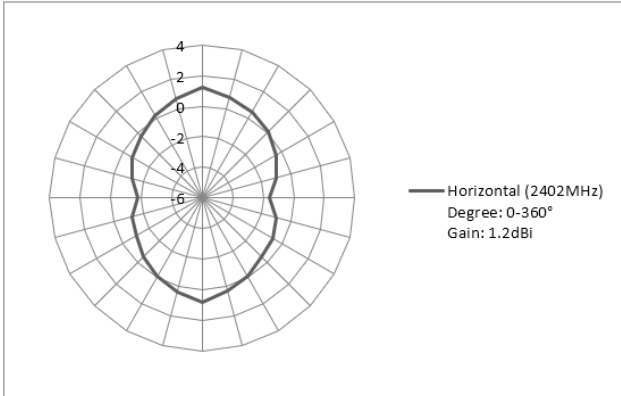
| | |
|---|---|
| Laboratory Name: | <p>Shenzhen CCUT Quality Technology Co., Ltd. 1F, Building 35, Changxing Technology Industrial Park, Yutang Street, Guangming District, Shenzhen, Guangdong, China</p> |
| <p>All measurement facilities used to collect the measurement data are located at 1F, Building 35, Changxing Technology Industrial Park, Yutang Street, Guangming District, Shenzhen, Guangdong, China.</p> | |

2. OTA Test

2.1 Gain

| Frequency | Peak Gain (dBi) | Polarity |
|-----------|-----------------|------------|
| 2402MHz | 1.2 | Horizontal |
| 2402MHz | -1.5 | Vertical |
| 2442MHz | 0.5 | Horizontal |
| 2442MHz | -1.4 | Vertical |
| 2480MHz | 0.2 | Horizontal |
| 2480MHz | -2.2 | Vertical |

2.2 Radiation Pattern View



***** END OF REPORT *****