



# LED Floor Lamp User Manual

Thank you for choosing our products . Please read the user manual carefully and keep it for further reference. Please follow the instructions during installation and operation. The floor lamp can be controlled by the remote control or touch buttons on lamp pole after assembled.

## Specifications

Size	172*30*25cm(68.1*11.8*9.8inch)
Input power supply	100-240V AC,50/60Hz
Power	36W
Colour temperature	CW(2700K-6500K)+RGB
Beam angle	180°+350°
Protection rating	IP20
Control method	Remote control/touch button
Dimmable	Yes
Material	Iron+Nylon +PC

1



2




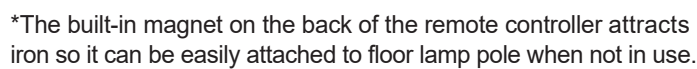
Use tips:

Use tips:

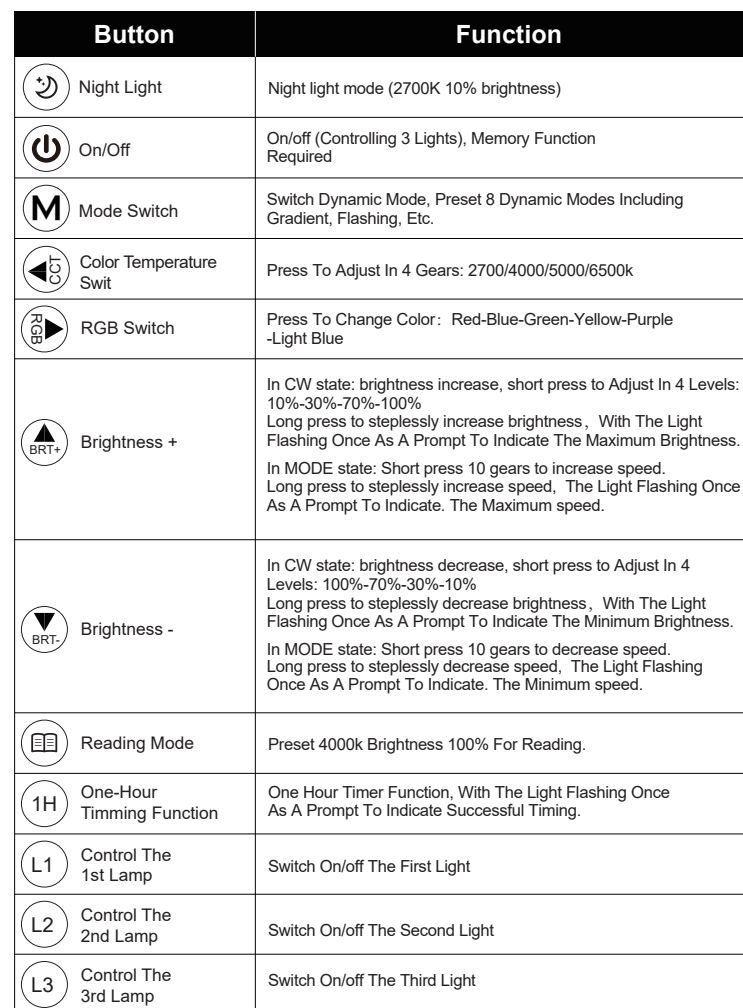
- \*The remote controller requires two AAA batteries.
- \*Pairing is not required before using.

If the remote control fails to work, we suggest you to re-pair with the following methods:

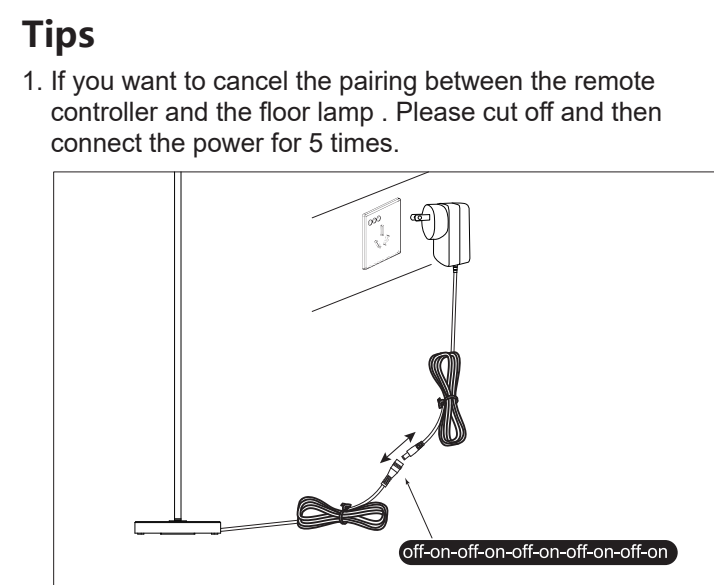
1. Plug the power.
2. Unplug the power cord five times in a row and reconnect it , the floor lamp will flash quickly, and then you can Long press the "  " button of the remote controller about 3 seconds within 1 minute until the lights flash quickly.



9



10



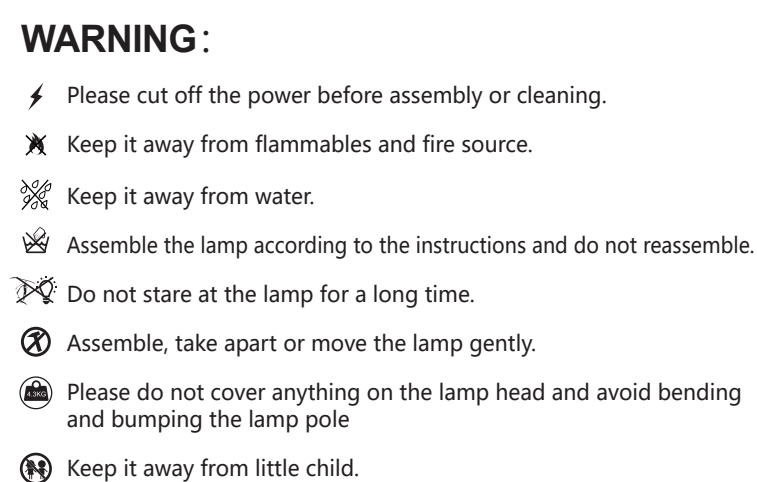
## Warrant

1) During the warranty, we offer replacement or refund for defective or malfunctioned products to customers who use the products in accordance with the user manual.

2) The warranty does not cover:

- Failure or damage due to improper use, repair or remodeling.
- Failure or damage because of falling.
- Failure or damage caused by fire, earthquake, flood, lightning or other natural disasters.
- Failure or damage when used other than its intended use
- Failure or damage caused by the third-party products other than this product.

12



**WARNING:**

- ✂ Please cut off the power before assembly or cleaning.
- ⚡ Keep it away from flammables and fire source.
- 💧 Keep it away from water.
- 🔧 Assemble the lamp according to the instructions and do not reassemble.
- 👁 Do not stare at the lamp for a long time.
- 🔄 Assemble, take apart or move the lamp gently.
- 🚫 Please do not cover anything on the lamp head and avoid bending and bumping the lamp pole
- 👶 Keep it away from little child.

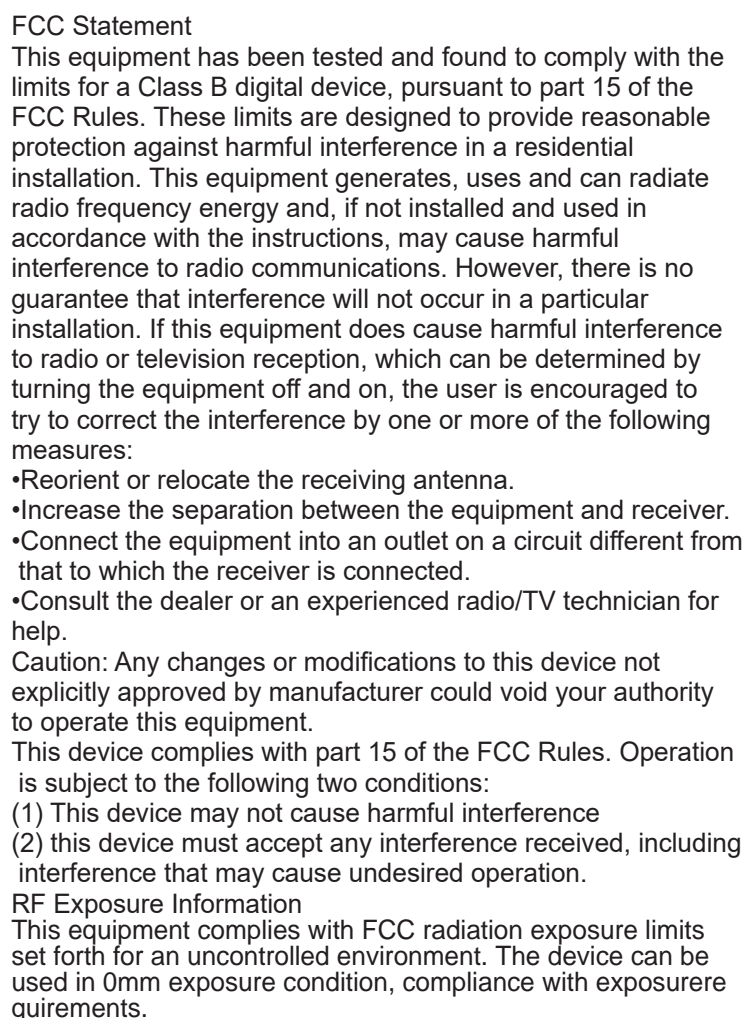
**Note:** The light source belongs to the integrated LED light source, which is non-replaceable and that the luminaire needed to be disposed if it failed.

**For Questions:** Please contact us on contact us on amazon  
qimh.service@https://gmail.comrt



Made in China

13



14